

Parts List for Portable Compressor
XAS136 Dd

Parts list..... 3

Registration code
Collection: APC XI
Tab: 39

Printed matter N°
2954 0642 01

03/2004



ATLAS COPCO - PORTABLE AIR DIVISION

www.atlascopco.com

ORDERING SPARE PARTS

Always quote the part number, the designation and the quantity of the parts required, as well as the type and the serial number of the machine.

EXPLANATION OF THE COLUMNS

REF : REFERENCE CODE

Establishes the connection between a part in the list and a part in the illustration. "-" means that the part is not shown in the illustration.

PART NUMBER

If no part number is given, the part cannot be obtained as a spare part. Parts marked with a dot are part of the assembly listed right above them.

DESIGNATION

Usually this is the name of the part. For standard parts, in addition to the name, a number of characteristics are given.

QTY : QUANTITY

Indicates the quantity of the part concerned. "AR" stands for "As Required".

WARRANTY AND LIABILITY LIMITATION

Use only authorized parts.

Any damage or malfunction caused by the use of unauthorized parts is not covered by Warranty or Product Liability.

The manufacturer does not accept any liability for any damage arising for modifications, additions or conversions made without the manufacturer's approval in writing.

Copyright 2004, Atlas Copco Airpower n.v., Antwerp, Belgium.

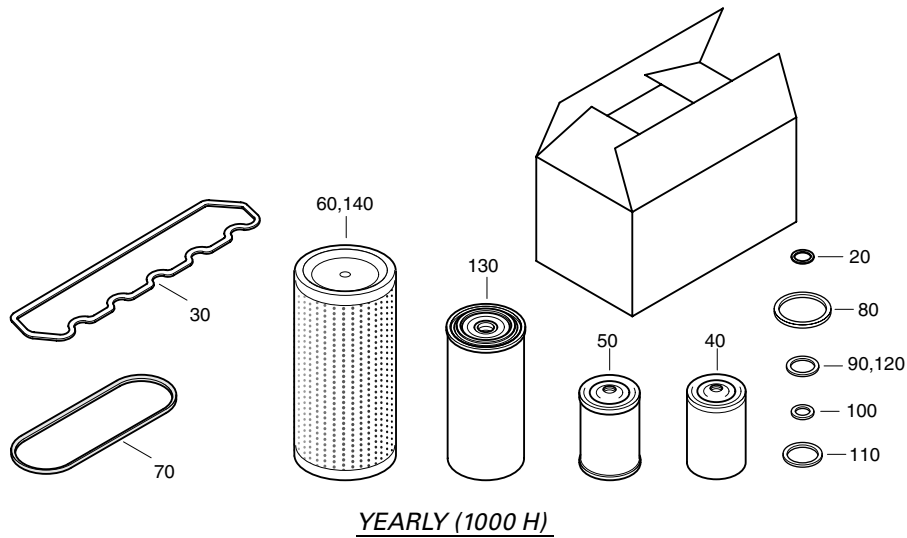
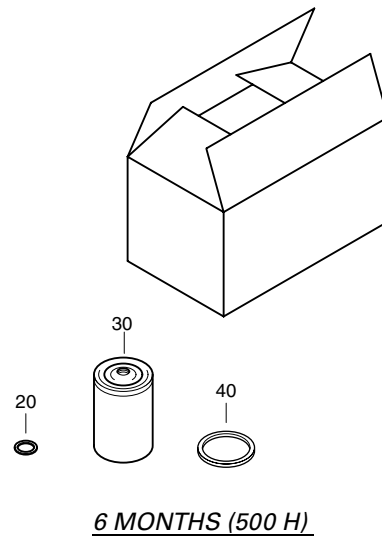
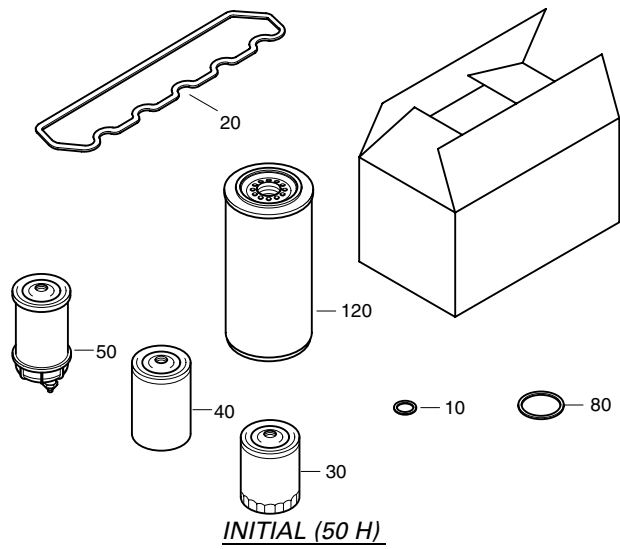
Any unauthorized use or copying of the contents or any part thereof is prohibited.

This applies in particular to trademarks, model denominations, part numbers and drawings.

PARTS INDEX

PART	PAGE	PART	PAGE
A			
AC EYE - WITH BRAKES	72	MANIFOLD	35
ACTUATING UNIT ASSEMBLY	27, 30	MARKINGS	50
AFTERCOOLER	99, 101, 103	MARKINGS XA136	69
AFTERCOOLER AND PD FILTER	100	MARKINGS XAS136	68
AFTERCOOLER AND PD-QD FILTER	102	MEMBRANE	55, 56
AFTERCOOLER AND WATERSEPARATOR	98	MINIMUM PRESSURE VALVE	35
AIR INLET	38	MUDGUARD	77, 79, 81
AIR OUTLET	34	N	
AIRDUCT	39	NATO EYE - WITH BRAKES	73
AIRFILTER	39	NO AFTERCOOLER / COLD START	60
ANTIVIBRATION PAD	17	NO AFTERCOOLER / NO COLD START	59
APPLIANCE INLET	94, 96	NO BY-PASS	61
AXLE NO BRAKES	77, 86	NO COLD START (ASME)	61
AXLE WITH BRAKES	79, 81, 85	NO COLD START (EC)	64
B			
BALL BEARING	24	NO GENERATOR	71
BALL COUPLING - BRAKES LOOSE	73	NO LUBRICATOR	58
BALL COUPLING - WITH BRAKES	72	NO REHEATER	70
BALL VALVE	106, 110, 111	NON SILENCING SET	62
BALL VALVE ASSEMBLY	35, 36	O	
BATTERY	64, 67, 113, 115, 117	OIL FILTER	47
BATTERY CABLE	49	OIL SEPARATOR	52, 54, 64, 65, 113
BLEEDER VALVE	113, 115, 117	OIL SEPARATOR ASSEMBLY (ASME)	53, 115
BODYWORK AND MOUNTS	40	OIL SEPARATOR ELEMENT	53, 54, 65
BRAKE CABLE	79, 81, 82, 84	OIL SYSTEM	32
BRAKE SHOE	85	P	
BY-PASS	106, 110, 111	PANEL ASSEMBLY	94, 95
C			
CIRCUIT BREAKER	49	PAROIL M	5
COLD START (ASME)	116	PAROIL S	5
COLD START (EC)	114	PAROIL SAE 15W40	6
COLD START EC	112	PD-FILTER	101, 103
COMPRESSOR ELEMENT	15	PISTON	29, 30, 31
COMPRESSOR OIL	5	PRESSURE GAUGE	45, 92
COOLER AND FAN	42	PRESSURE VESSEL (ASME)	53, 54, 57
COOLER ASSEMBLY	43	PRESSURE VESSEL (EC)	65, 66
COUNTRY SET (ASME)	52	Q	
COUNTRY SET (EC)	51	QD-FILTER	103
COUPLING	25, 99, 101, 103	R	
D			
DAMPER	82, 84	REGULATING SYSTEM	26
DECAL	52, 68, 69	REGULATING VALVE	53, 55
DIN EYE - WITH BRAKES	72	REGULATING VALVE ASSEMBLY	54, 56, 65
DOOR	41	REHEATER	108
DRIVE SHAFT	37	RELAY	49, 91, 113, 115, 117
E			
ELECTRICAL SYSTEM	48	ROAD SIGNALISATION	94, 96
ENGINE	23	ROOF DUCT	41
ENGINE AND ACCESSORIES	22	S	
ENGINE OIL	6	SAFETY AND CONTROL	44
EXHAUST PIPE	23, 89	SAFETY CARTRIDGE	93
EXTRA WEIGHT	21	SAFETY CHAIN CE	74
F			
FAN	43	SAFETY VALVE	51, 52
FAN COWL	43	SEMI SILENCING SET	63
FAN GUARD	43	SERVICE KIT BRAKE SHOES	8
FRAME	16	SERVICE KIT ELEMENT MOUNTING	14
FUEL FILTER	20	SERVICE KIT LOADING VALVE	13
FUEL FILTER ASSEMBLY	18, 20	SERVICE KIT OIL SEPARATOR	10
FUEL SYSTEM	18	SERVICE KIT REGULATING VALVE	11
FUEL TANK ASSEMBLY	18	SERVICE KIT ROAD AXLE BEARINGS	7
G			
GEAR SET	37	SERVICE KIT SPEED REGULATOR	7
GEAR WHEEL	37	SERVICE KIT UNLOADING VALVE	9
GEARCASING AND MOUNTS	24	SERVICE PAK	4
H			
HOURMETER	45	SET OIL FILTER	47
I			
INDICATOR	39	SHUTDOWN VALVE	91
INLET SHUT DOWN VALVE	90	SILENCER	23, 99, 101, 103
INSTRUMENT PANEL ASSEMBLY	44, 45	SILENCING FOAM	63
INSULATION	23	SOLENOID VALVE	91
ITA EYE - WITH BRAKES	73	SPARK ARRESTOR	75
J			
JOCKEY WHEEL	74	SPEED SWITCH	91
K			
KEY	41	SUPPORT LEG - WITH BRAKES	74
L			
LABEL	45, 50, 52, 68, 69, 77, 79, 81, 107, 113, 115, 117	SUPPORT MOUNTED	97
LEVEL GAUGE	53, 54, 65	T	
LEVEL INDICATOR	18, 19	TEMPERATURE SWITCH	44
LEVER	27, 82, 84	THERMOSTATIC VALVE	113, 115, 117
LIFTING FRAME	17	TOWBAR (ADJUSTABLE - WITH BRAKES)	81, 84
LIGHT	95, 96	TOWBAR (FIXED - NO BRAKES)	77, 83
LOAD VALVE ASSEMBLY	45, 46	TOWBAR (FIXED - WITH BRAKES)	79, 82
LUBRICATOR	104	TOWBAR ACCESSORIES	74
LUBRICATOR ASSEMBLY	104, 105	TOWBAR AND AXLE (ADJUSTABLE - WITH BRAKES)	80
		TOWBAR AND AXLE (FIXED - NO BRAKES)	76
		TOWBAR AND AXLE (FIXED - WITH BRAKES)	78
		TOWING EYES	72, 73
		TYRE ASSEMBLY	77, 79, 81, 87, 88
		U	
		UNLOADING VALVE ASSEMBLY	27, 28
		V	
		VALVE	29, 46
		W	
		WHEEL	87, 88
		WHEELCHOCKS	107
		WIRE HARNESS	49, 91, 94, 96, 113, 115, 117
		WSD-FILTER	99, 101, 103

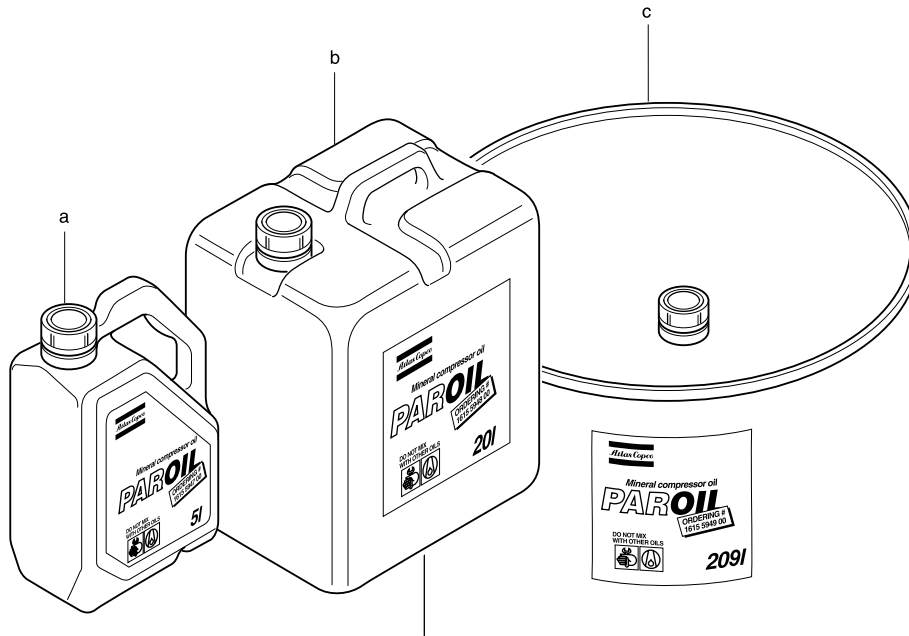
SERVICE PAK



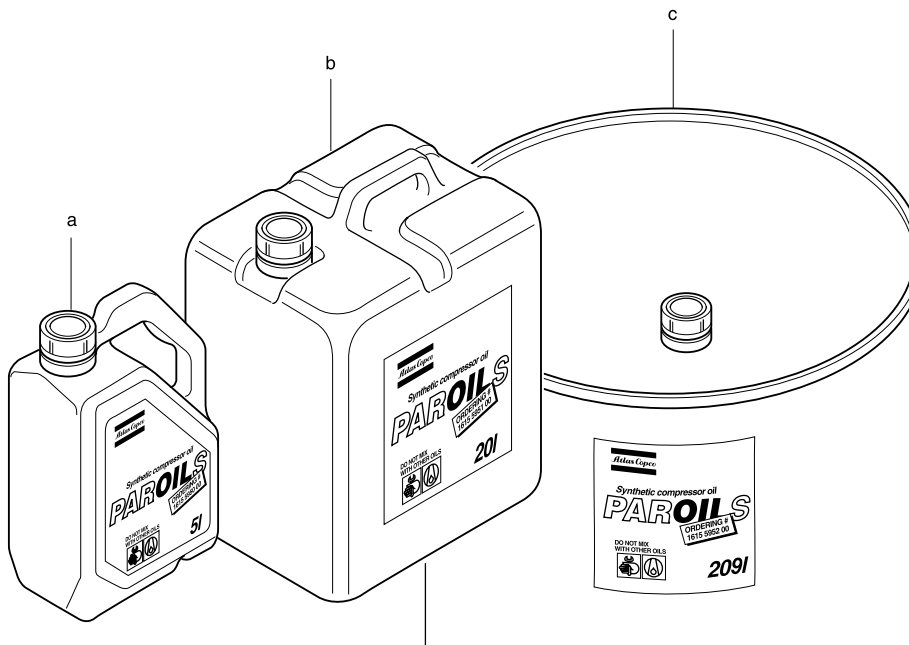
REF	PART NUMBER	DESIGNATION	QTY	REF	PART NUMBER	DESIGNATION	QTY
-	-	INITIAL (50 H) SERVICE PAK		-	2912 4389 06	SERV.PAK1000H	
•10	-	FLAT GASKET	1	•20	-	FLAT GASKET	1
•20	-	GASKET ROCKERCOVER	1	•30	-	ROCKER COVER	1
•30	-	OIL FILTER	1	•40	-	OIL FILTER ELEMENT	1
•40	-	FUELFILTER CARTRIDGE	1	•50	-	FILTER ELEMENT	1
•50	-	FUEL FILTER EL	1	•60	-	AIR FILTER ELEMENT	1
•80	-	FLAT GASKET	1	•70	-	V-BELT	1
•120	-	FILTER ELEMENT	1	•80	-	FLAT GASKET	1
				•90	-	SEALING WASHER	1
				•100	-	FLAT GASKET	1
				•110	-	FLAT GASKET	1
				•120	-	SEALING WASHER	1
				•130	-	OIL FILTER	1
				•140	-	AIR FILTER ELEMENT	1
-	2912 4388 05	SERV.PAK 500H					
•20	-	FLAT GASKET	1				
•30	-	OIL FILTER ELEMENT	1				
•40	-	FLAT GASKET	1				

2912 4389 06/01

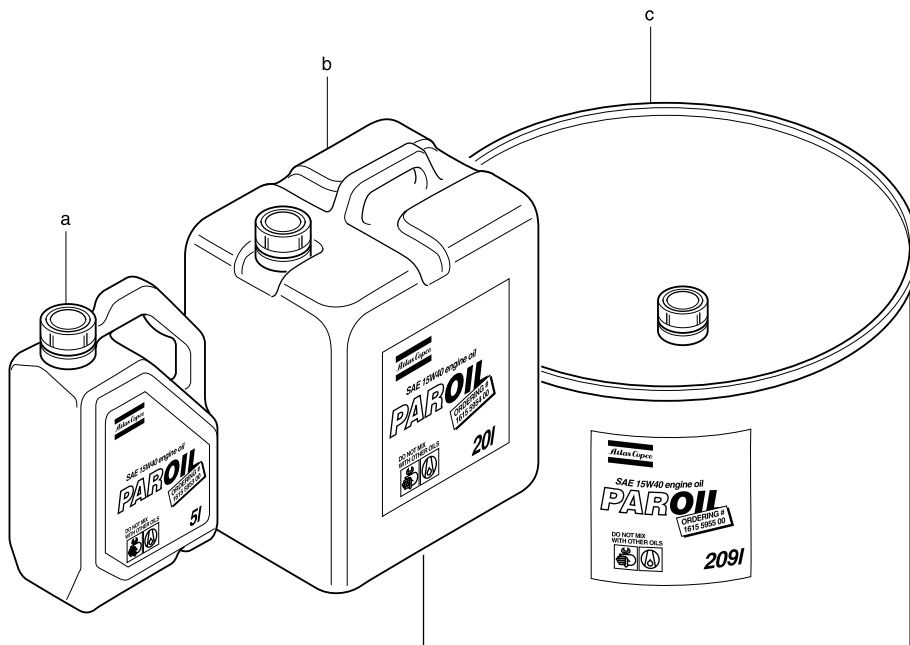
2912 4388 05/01



REF	PART NUMBER	DESIGNATION	QTY
-		PAROIL M	
a	1615 5947 00	OIL CAN 5 L	1
b	1615 5948 00	OIL CAN 20 L	1
c	1615 5949 00	STEEL DRUM 209 L	1

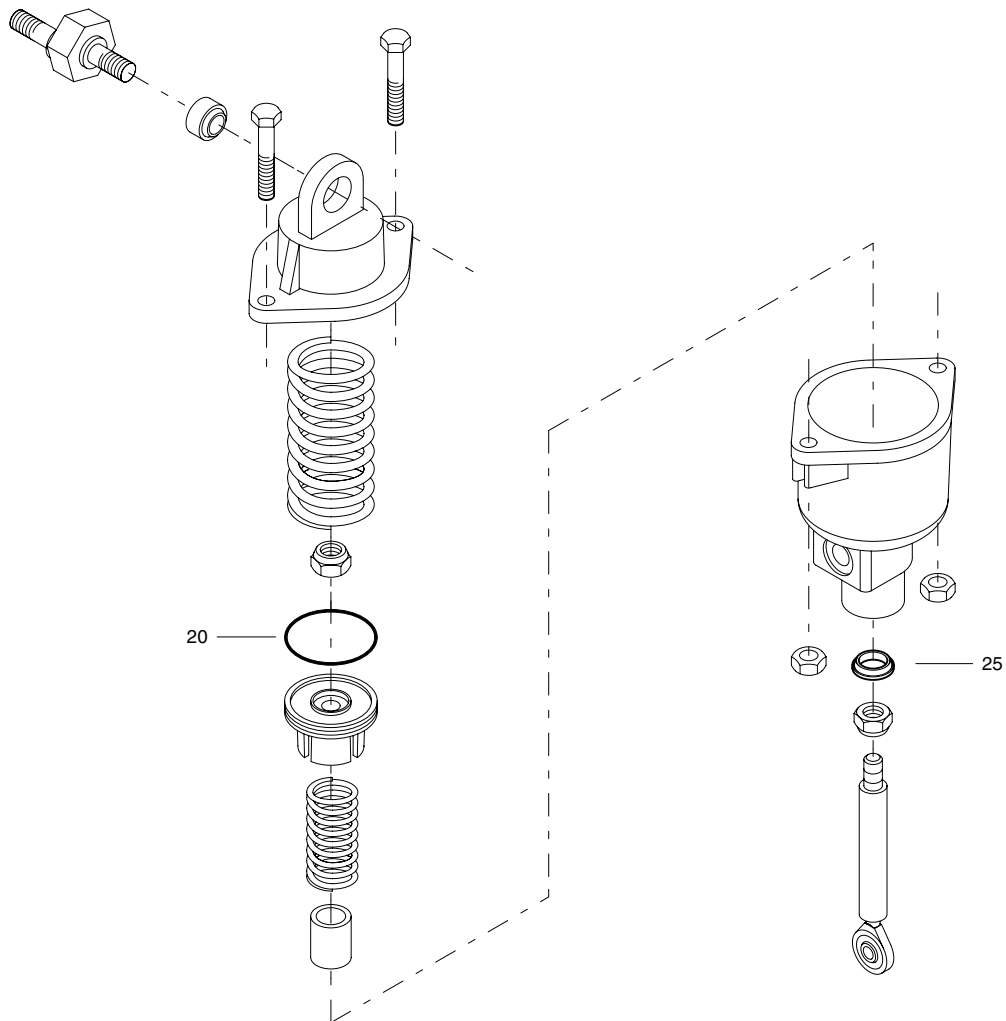


REF	PART NUMBER	DESIGNATION	QTY
-		PAROIL S	
a	1615 5950 00	OIL CAN 5 L	1
b	1615 5951 00	OIL CAN 20 L	1
c	1615 5952 00	STEEL DRUM 209 L	1

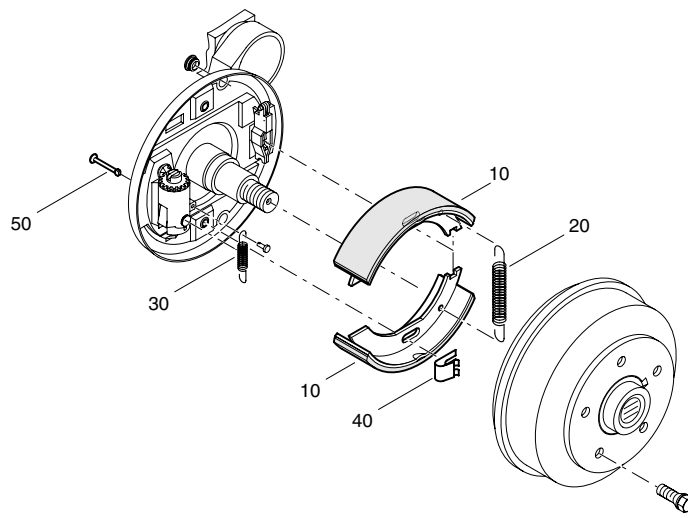


REF	PART NUMBER	DESIGNATION	QTY
-		<i>PAROIL SAE 15W40</i>	
a	1615 5953 00	OIL CAN 5 L	1
b	1615 5954 00	OIL CAN 20 L	1
c	1615 5955 00	STEEL DRUM 209 L	1

SERVICE KIT

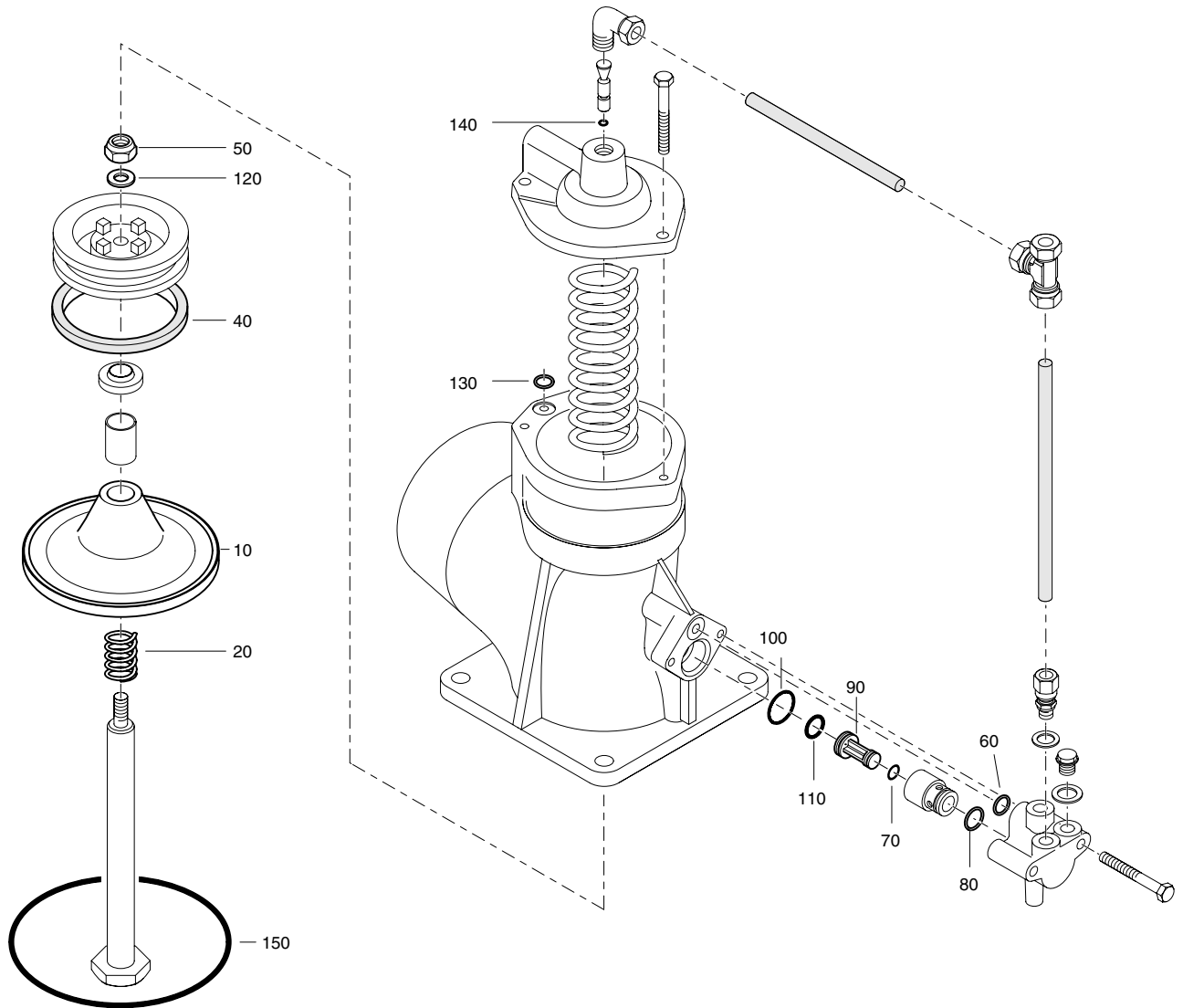


REF	PART NUMBER	DESIGNATION	QTY
-	2911 0052 00	SPEED REGULATOR KIT	1
•20	-	PISTON SEAL	1
•25	-	WIPER	1

SERVICE KIT

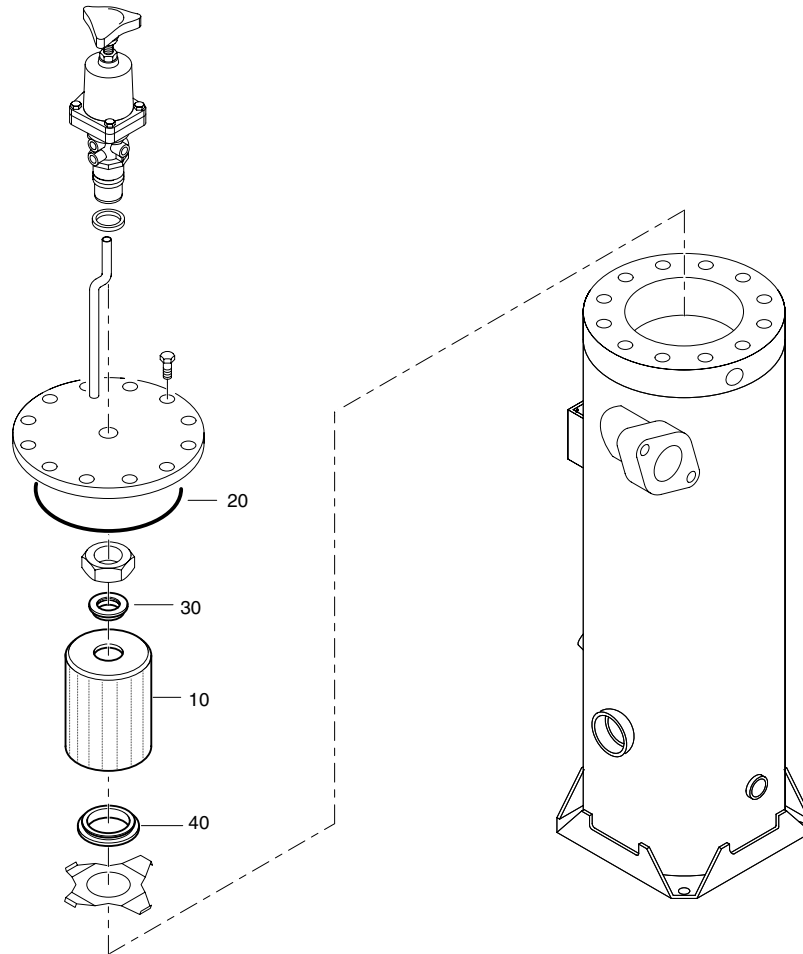
REF	PART NUMBER	DESIGNATION	QTY
-	2911 0073 00	BRAKE SHOES KIT	2
•10	-	BRAKE SHOE	2
•20	-	SPRING	1
•30	-	SPRING	1
•40	-	SPRING	2
•50	-	PIN	2

SERVICE KIT



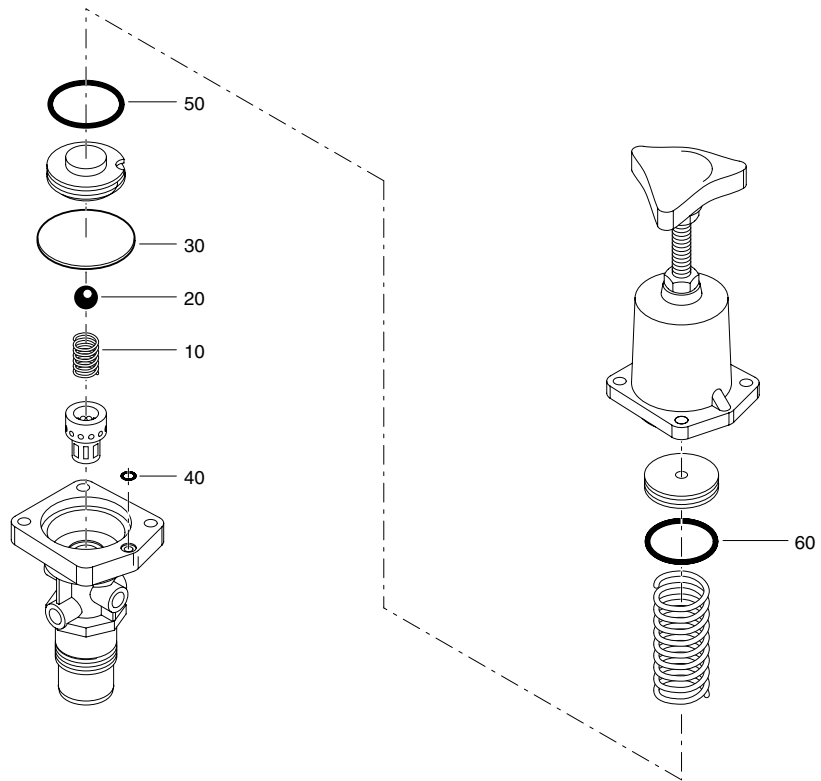
REF	PART NUMBER	DESIGNATION	QTY
-	2911 0074 00	UNLOADING VALVE KIT	1
•10	-	VALVE (UNLOADING)	1
•20	-	SPRING	1
•40	-	PISTON SEAL	1
•50	-	LOCKNUT	1
•60	-	O-RING	1
•70	-	O-RING	1
•80	-	O-RING	1
•90	-	VALVE	1
•100	-	O-RING	1
•110	-	O-RING	1
•120	-	PLAIN WASHER	1
•130	-	O-RING	1
•140	-	O-RING	1
•150	-	O-RING	1

SERVICE KIT

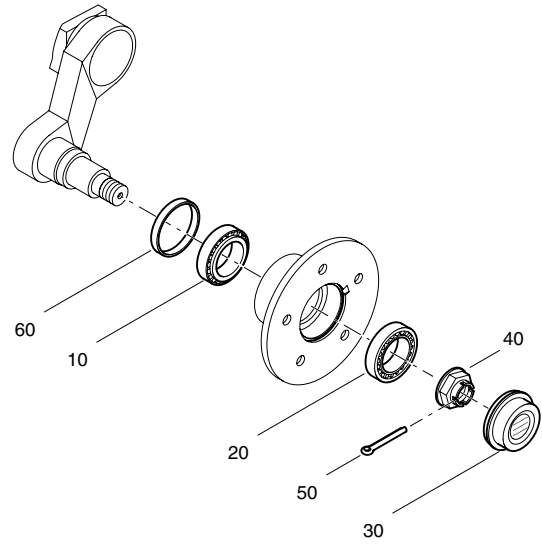
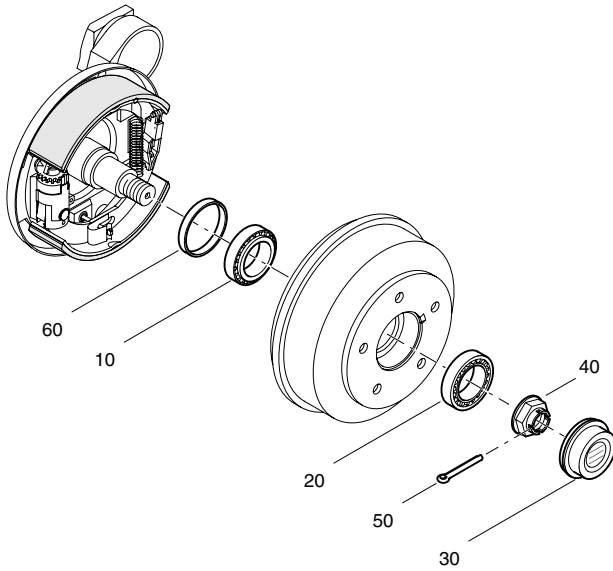


REF	PART NUMBER	DESIGNATION	QTY
-	2911 0075 00	SERVICE KIT OIL SEPARATOR	
•10	-	OIL.SEP.ELEMENT	1
•20	-	O-RING	1
•30	-	SEAL	1
•40	-	SEAL (OIL SEPARATOR)	1

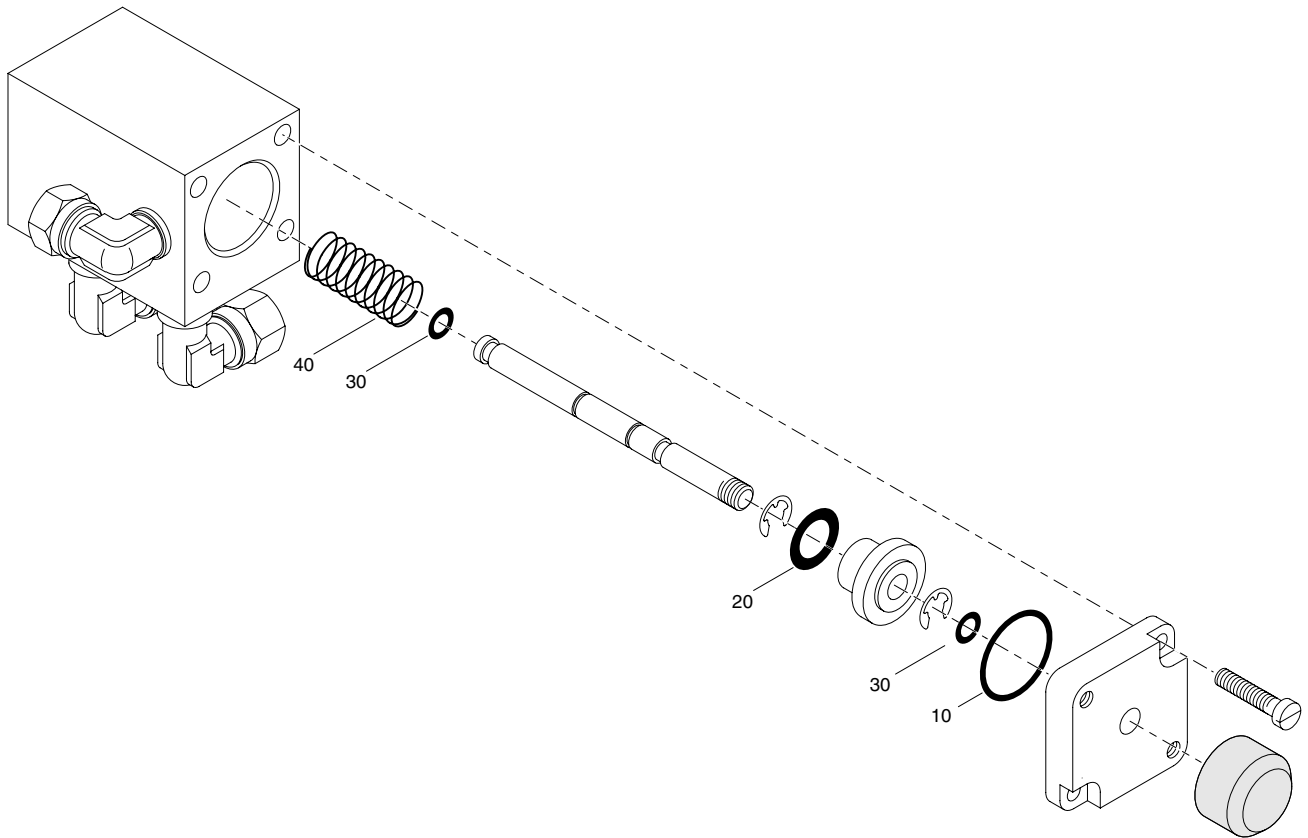
SERVICE KIT



REF	PART NUMBER	DESIGNATION	QTY
-	2911 0090 00	REGULATING VALVE KIT	1
•10	-	SPRING	1
•20	-	BEARING BALL	1
•30	-	MEMBRANE	1
•40	-	O-RING	1
•50	-	O-RING	1
•60	-	O-RING	1

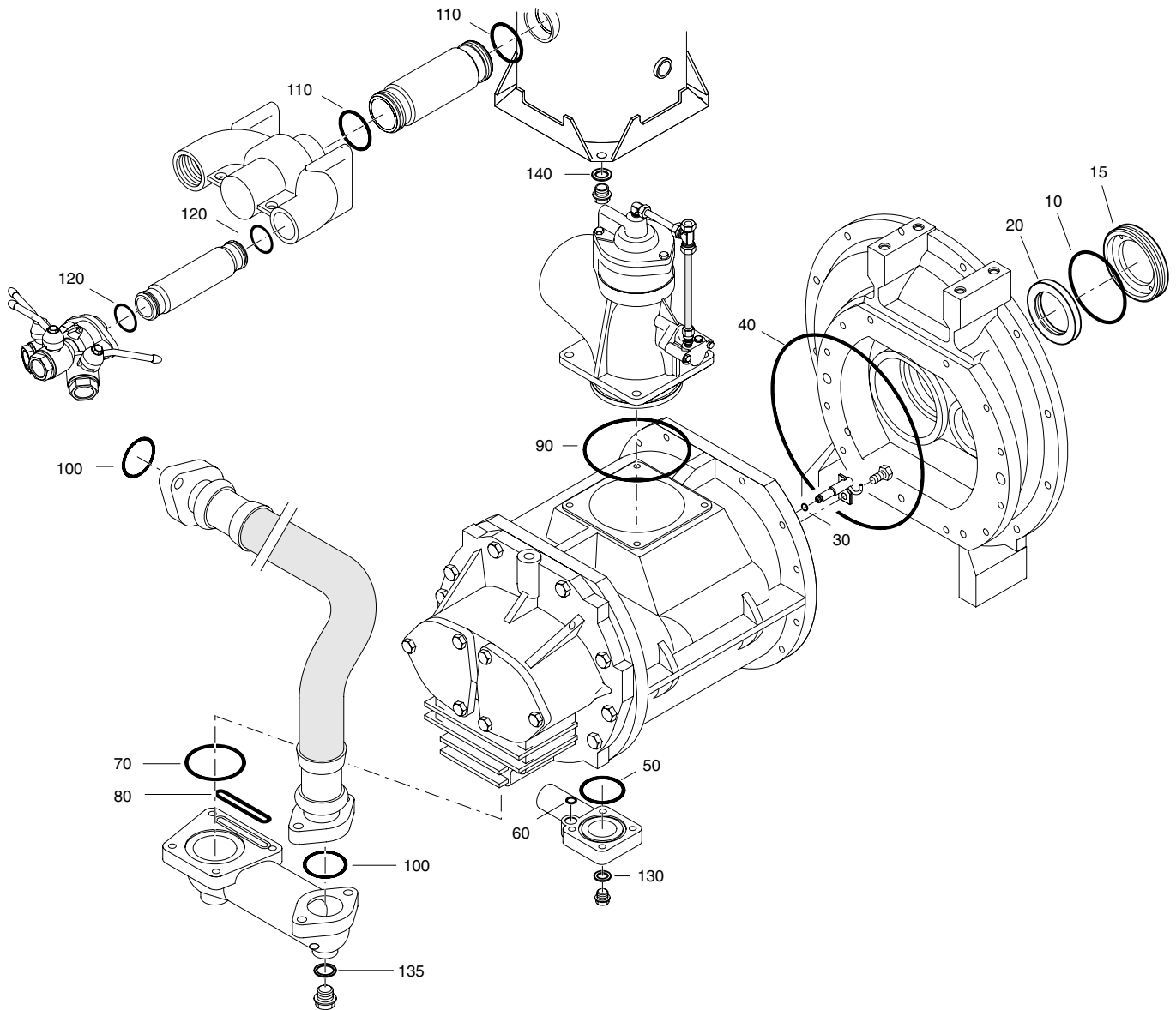
SERVICE KIT

REF	PART NUMBER	DESIGNATION	QTY
-	2911 0091 00	AXLE BEARINGS KIT	1
•10	-	BEARING	1
•20	-	BEARING	1
•30	-	CAP	1
•40	-	CASTLED NUT	1
•50	-	SPLIT PIN	1
•60	-	SEAL RING	1

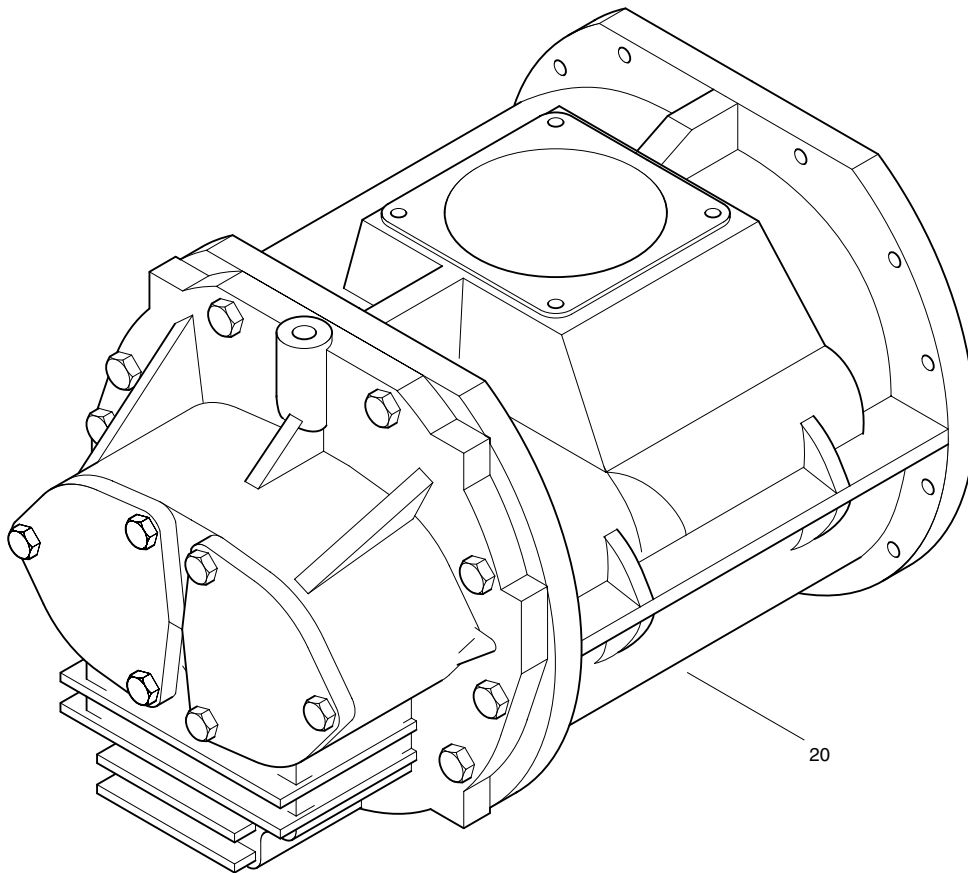


REF	PART NUMBER	DESIGNATION	QTY
-	2911 0092 00	KIT LOADING VALVE	
•10	-	O-RING	1
•20	-	O-RING	1
•30	-	O-RING	2
•40	-	SPRING	1

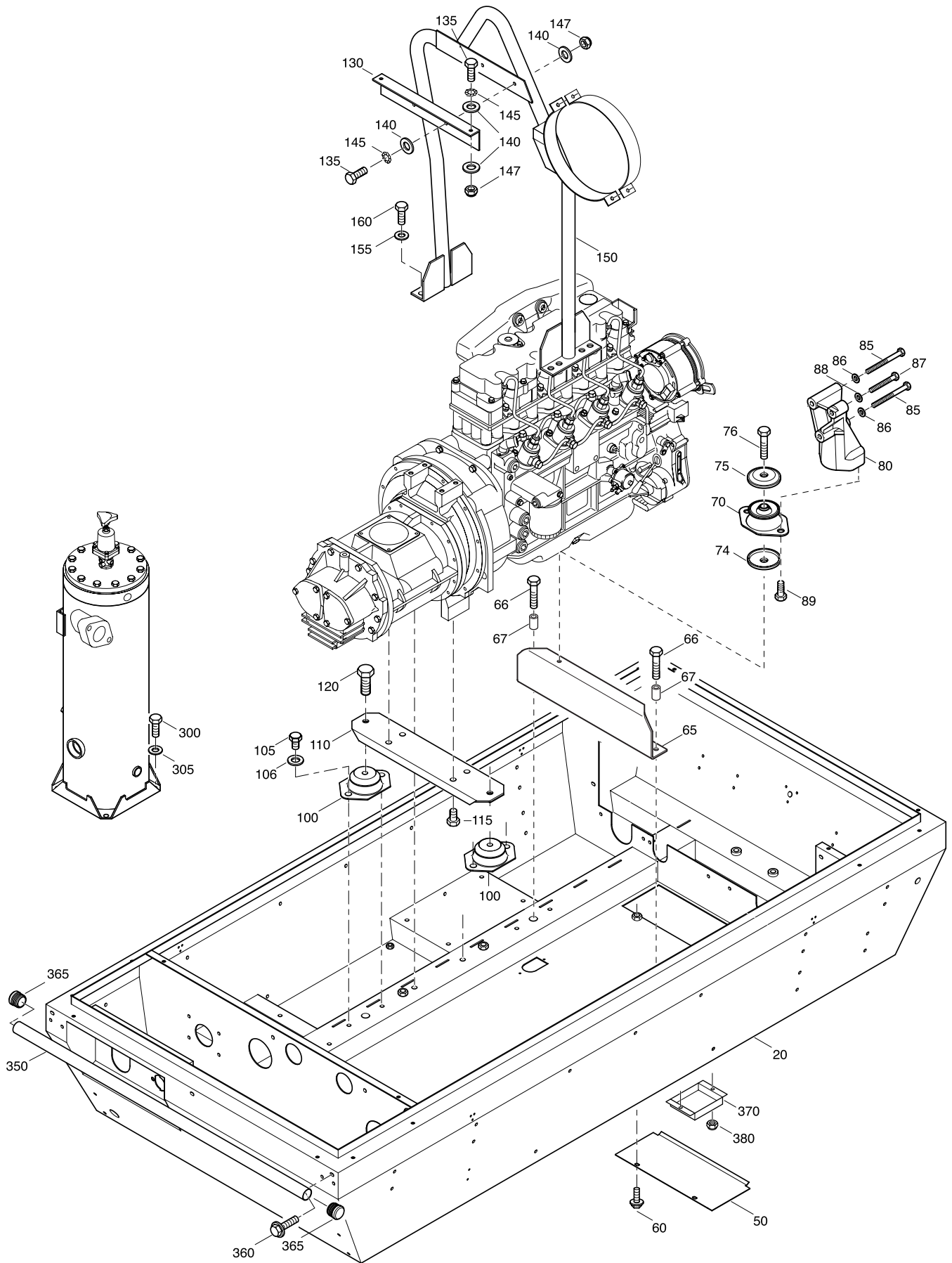
SERVICE KIT



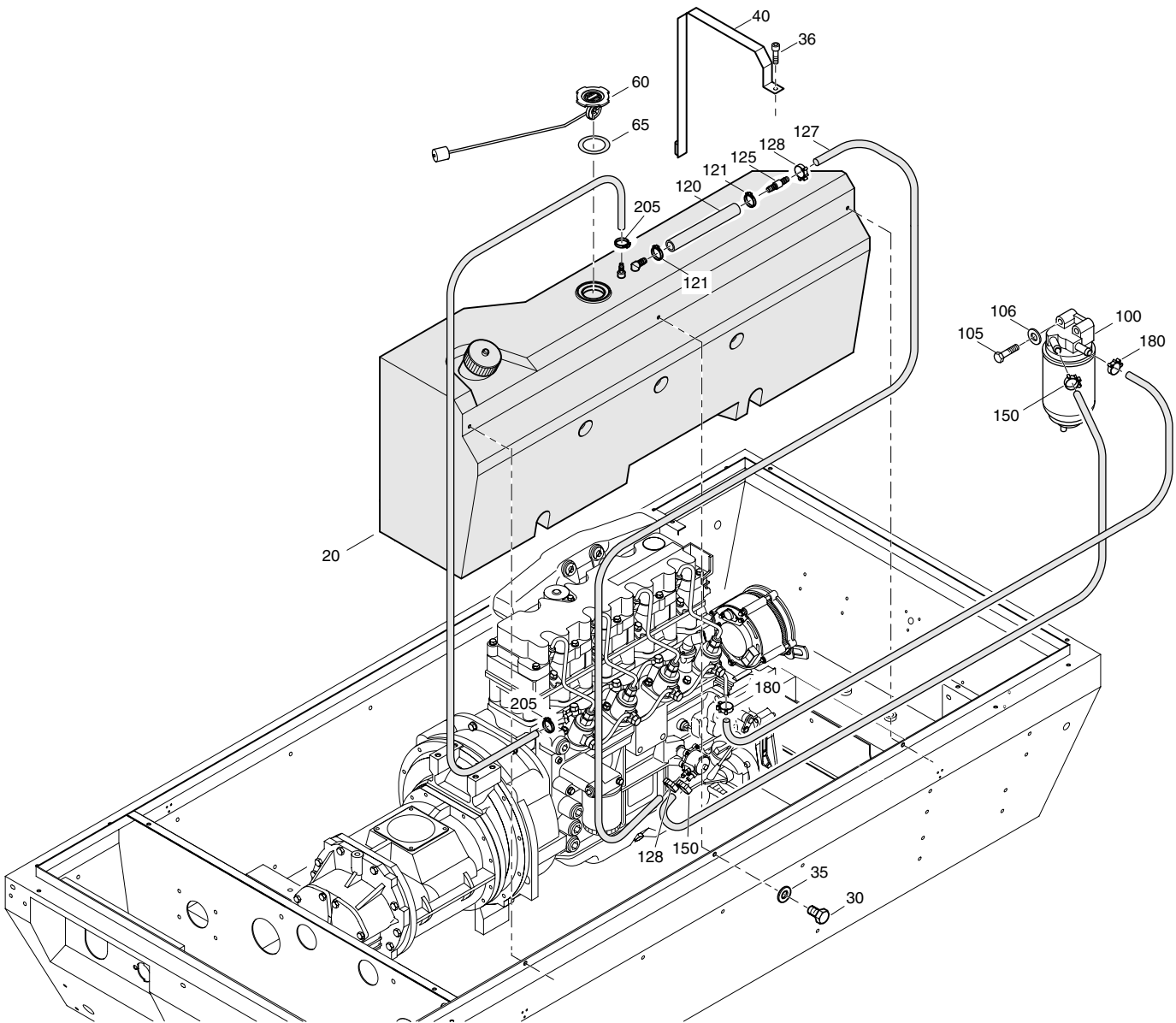
REF	PART NUMBER	DESIGNATION	QTY
-	2911 0094 00	ELEMENT MOUNTING KIT	1
•10	-	O-RING	1
•15	-	RETAINER	1
•20	-	LIP SEAL	1
•30	-	O-RING	1
•40	-	O-RING	1
•50	-	O-RING	1
•60	-	O-RING	1
•70	-	O-RING	1
•80	-	SEAL	1
•90	-	O-RING	1
•100	-	O-RING	2
•110	-	O-RING	2
•120	-	O-RING	2
•130	-	FLAT GASKET	1
•135	-	FLAT GASKET	1
•140	-	SEALING WASHER	1



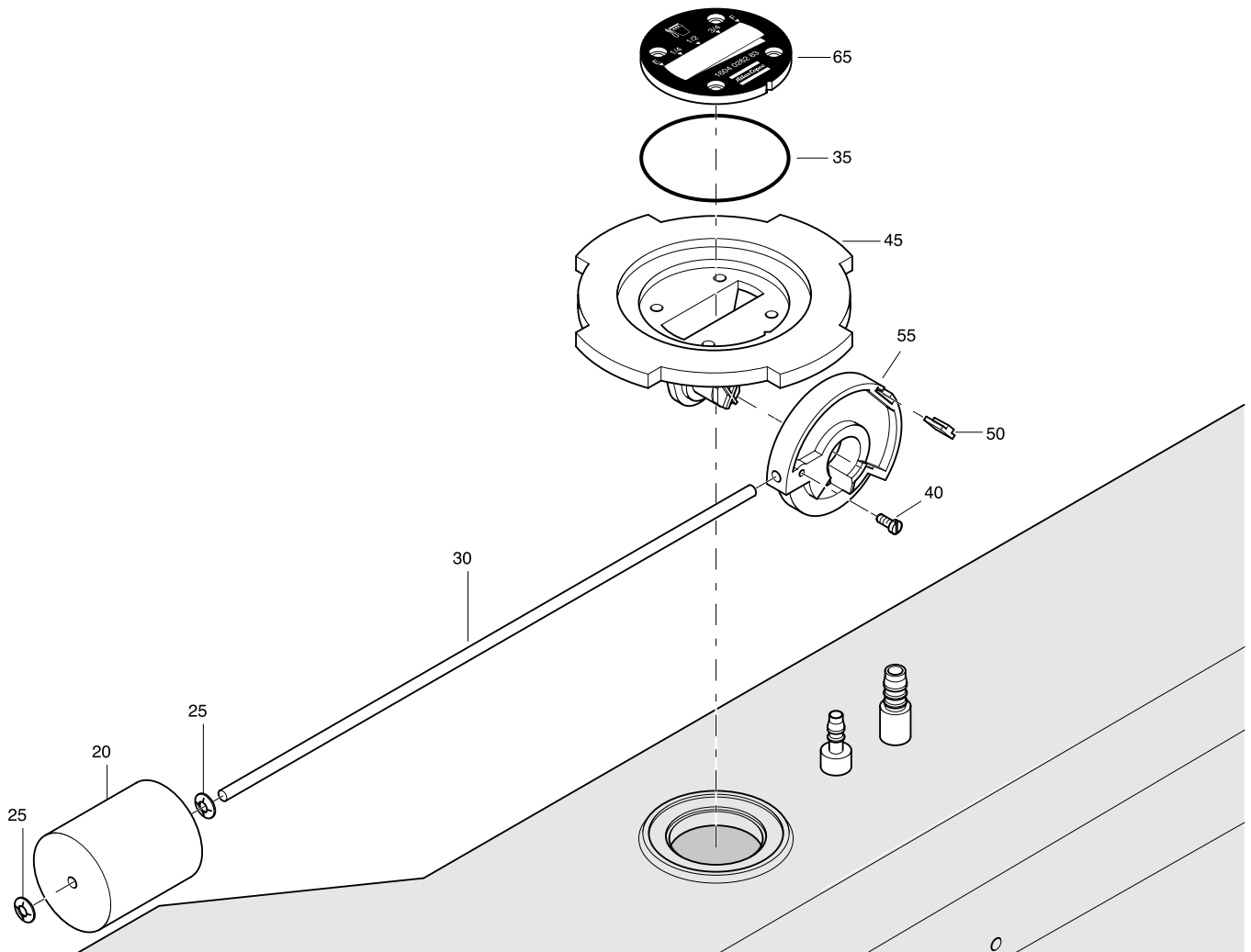
REF	PART NUMBER	DESIGNATION	QTY
20	2911 9910 00	SERVICE STAGE	1



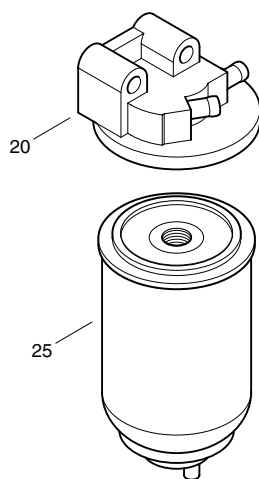
REF	PART NUMBER	DESIGNATION	QTY
20	1604 0250 12	FRAME	1
50	1604 0252 01	PLATE	1
60	1619 2766 00	BOLT	2
65	1604 1812 00	SUPPORT	1
66	0147 1409 03	HEX. HEAD SCREW	2
67	1615 9575 00	SPACER	2
70	1202 9006 02	ANTIVIBRATION PAD	1
74	1604 4220 00	DISK	1
75	1202 8719 00	DISK	1
76	0147 1962 17	HEX. HEAD SCREW	1
80	1615 7649 01	SUPPORT	1
85	0147 1958 74	HEX. HEAD SCREW	2
86	0301 2344 00	PLAIN WASHER	2
87	0147 1369 03	HEX. HEAD SCREW	1
88	0301 2344 00	PLAIN WASHER	1
89	0147 1379 03	HEX. HEAD SCREW	2
100	1615 4945 03	ANTI VIBRATION PAD	2
105	0147 1400 03	HEX. HEAD SCREW	4
106	0301 2358 00	PLAIN WASHER	4
110	1604 0255 00	SUPPORT	1
115	0147 1401 03	HEX. HEAD SCREW	4
120	0147 1476 03	HEX. HEAD SCREW	2
130	1604 1457 00	BRACKET	1
135	0147 1322 03	HEX. HEAD SCREW	4
140	0301 2335 00	PLAIN WASHER	8
145	0333 3227 00	LOCK WASHER	4
147	0266 2110 00	HEXAGON NUT	4
150	1604 0257 02	LIFTING FRAME	1
155	0302 1274 04	PLAIN WASHER	4
160	0147 1476 03	HEX. HEAD SCREW	4
300	0147 1400 03	HEX. HEAD SCREW	4
305	0301 2358 00	PLAIN WASHER	4
350	1604 0315 00	TUBE (FOR BUMPER)	1
360	1619 2766 00	BOLT	3
365	1615 8790 01	PLUG	2
370	1604 7001 00	PROTECT COVER	1
380	0291 1110 00	LOCKNUT	2



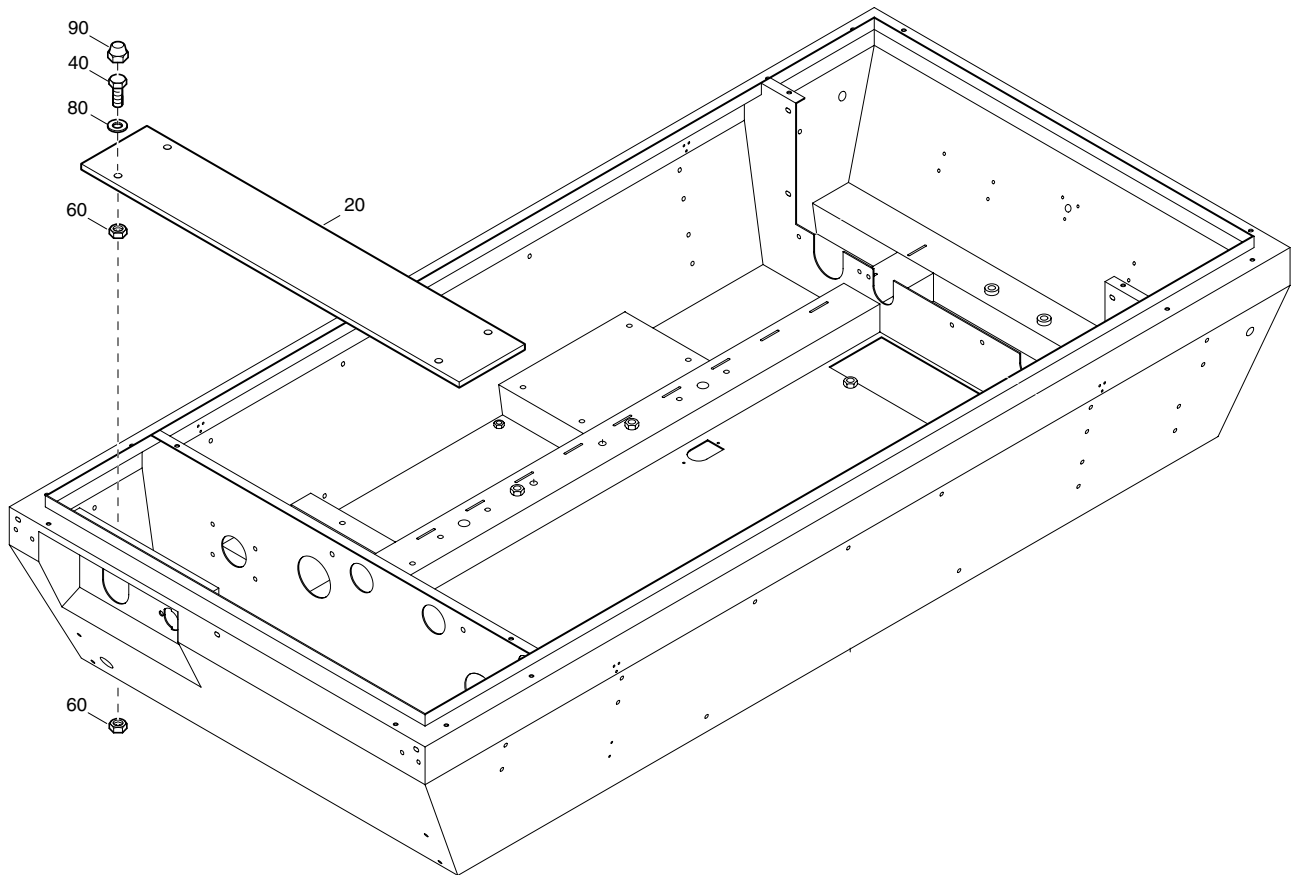
REF	PART NUMBER	DESIGNATION	QTY
20	1604 0261 85	FUELTANK ASSY	1
30	0147 1322 03	HEX. HEAD SCREW	3
35	0301 2335 00	PLAIN WASHER	3
36	0211 1329 00	HEX SOCK. SCREW	1
40	1604 0416 00	STRAP	1
60	1604 0262 83	LEVEL INDICATOR	1
		(For details see page 19)	
65	1615 5065 00	SEAL	1
100	1615 8818 80	FUELFILTER ASSY	1
		(For details see page 20)	
105	0147 1331 03	HEX. HEAD SCREW	2
106	0301 2335 00	PLAIN WASHER	2
120	0072 8402 90	HOSE	AR
121	0347 6104 00	HOSE CLAMP	2
125	1604 0266 00	REDUCTION	1
127	0075 4005 55	FUEL HOSE	AR
128	1615 9029 00	HOSE CLIP	2
150	1615 9029 00	HOSE CLIP	1
180	1615 9029 00	HOSE CLIP	1
205	0347 6103 00	HOSE CLAMP	1



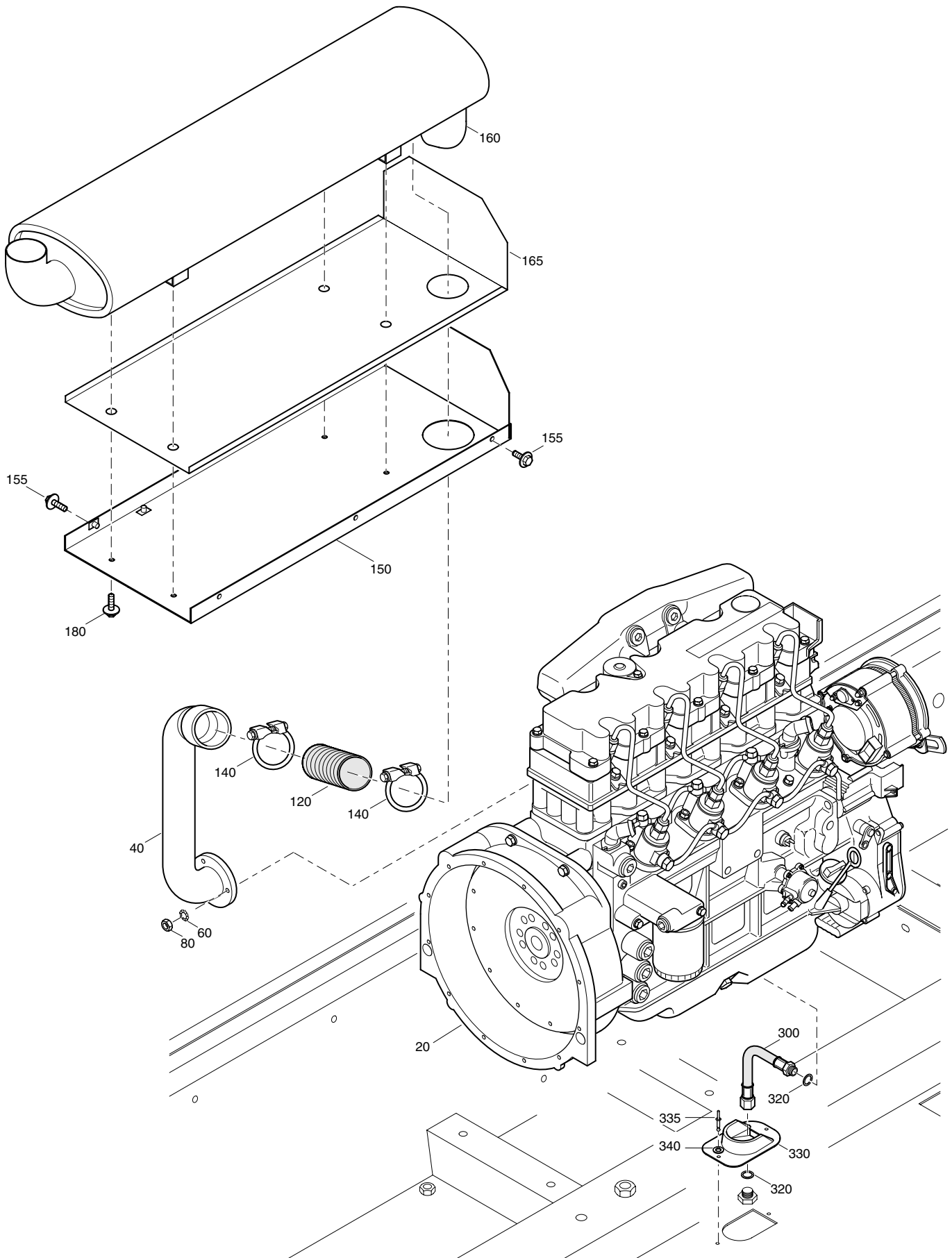
REF	PART NUMBER	DESIGNATION	QTY
-	1604 0262 83	LEVEL INDICATOR	
•20	1615 5064 00	FLOAT	1
•25	1079 3353 02	PUSH-ON CLIP	2
•30	1604 0263 01	FLOAT	1
•35	0663 2105 20	O-RING	1
•40	0226 3343 52	TAPPING SCREW	1
•45	1615 5061 00	LEVEL INDICATOR	1
•50	1615 5059 00	INDICATOR	1
•55	1615 5062 00	LEVEL INDICATOR	1
•65	1604 0262 03	SIGHT GLASS	1



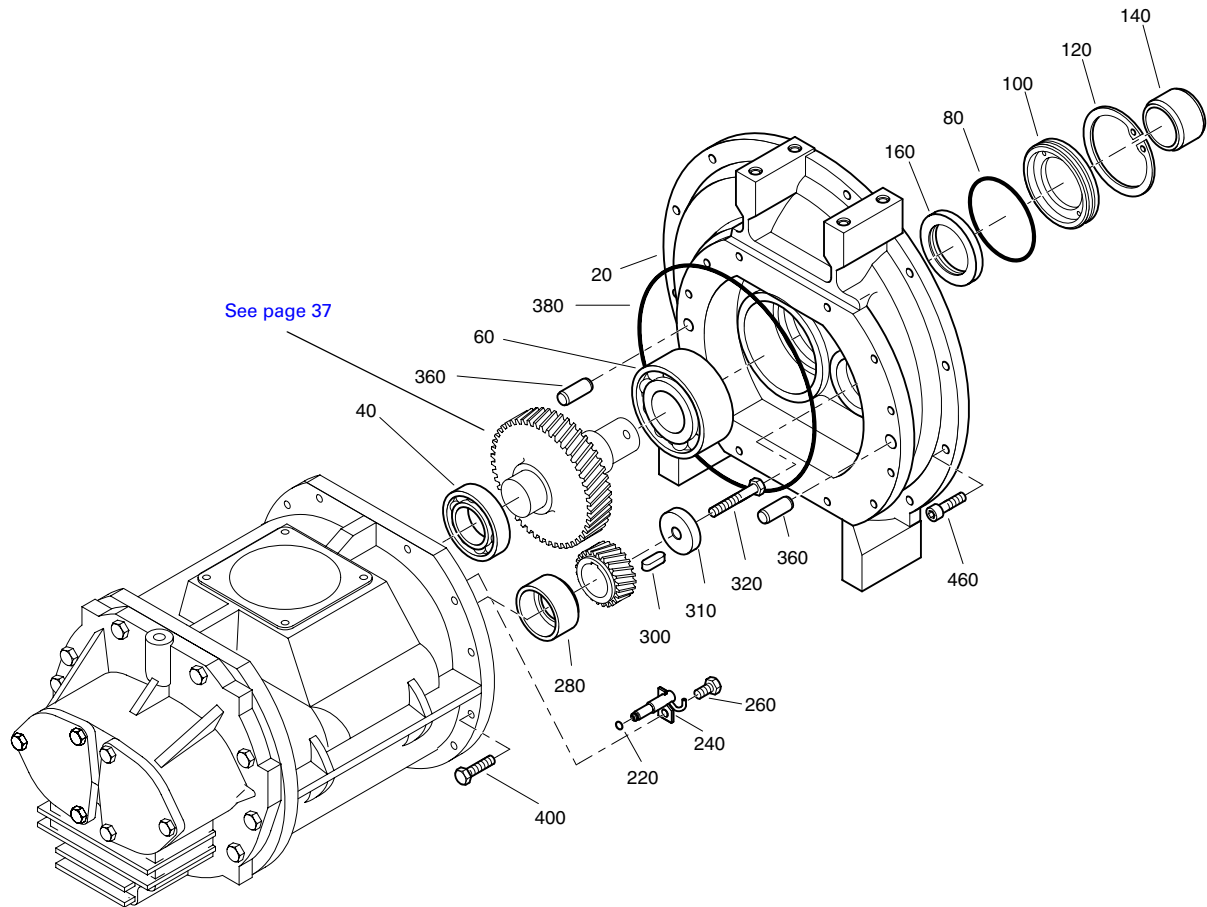
REF	PART NUMBER	DESIGNATION	QTY
-	1615 8818 80	FUELFILTER ASSY	1
•20	1615 8818 00	FUELFILTER HOUSING	1
•25	1615 8875 00	FUEL FILTER	1



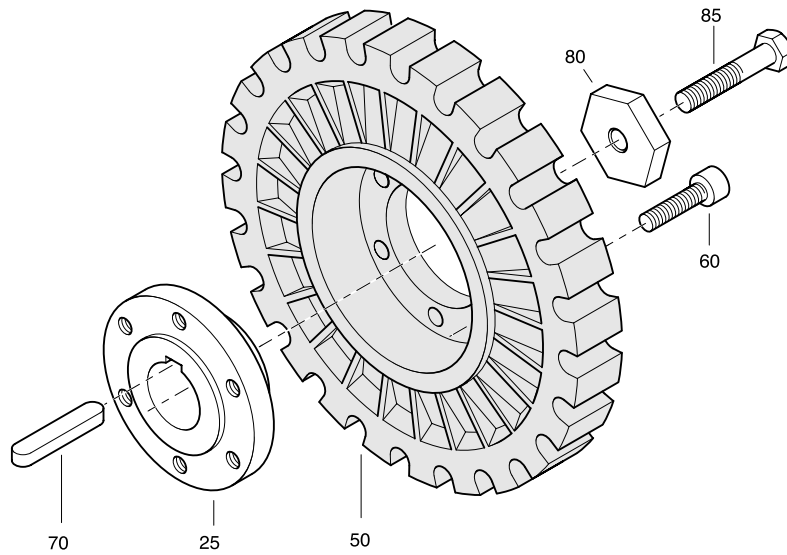
REF	PART NUMBER	DESIGNATION	QTY
20	1604 1857 00	PLATE	1
40	0147 1963 95	HEX. HEAD SCREW	4
60	0266 2110 00	HEXAGON NUT	8
80	0301 2335 00	PLAIN WASHER	4
90	1613 3672 00	CAP	4



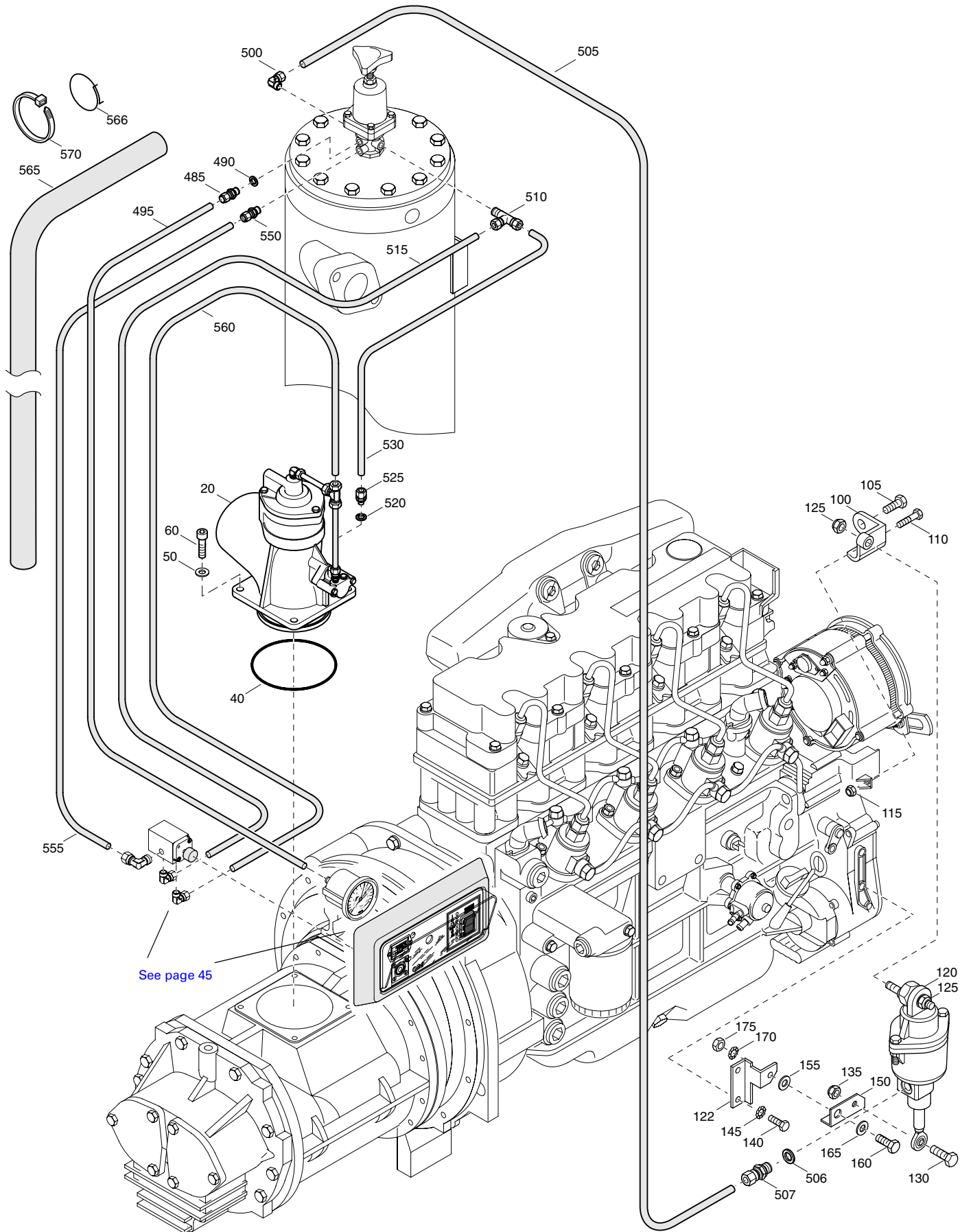
REF	PART NUMBER	DESIGNATION	QTY
20	1604 1810 01	ENGINE BF4M2011	1
40	1604 1830 00	PIPE EXHAUST	1
60	0333 3227 00	LOCK WASHER	3
80	0266 2110 00	HEXAGON NUT	3
120	1604 0274 01	EXHAUST PIPE	1
140	0346 2900 07	PIPE CLAMP	2
150	1604 0277 00	PLATE	1
155	1615 5664 00	SCRAPER BOLT	6
160	1604 0275 01	SILENCER	1
165	1604 0280 00	INSULATION	1
180	1615 5664 00	SCRAPER BOLT	4
300	1604 0276 00	HOSE ASSEMBLY	1
320	0653 1115 00	FLAT GASKET	2
330	1615 8785 00	PROTECTION	1
335	0129 3174 01	BLIND RIVET	2
340	0301 2318 00	PLAIN WASHER	2



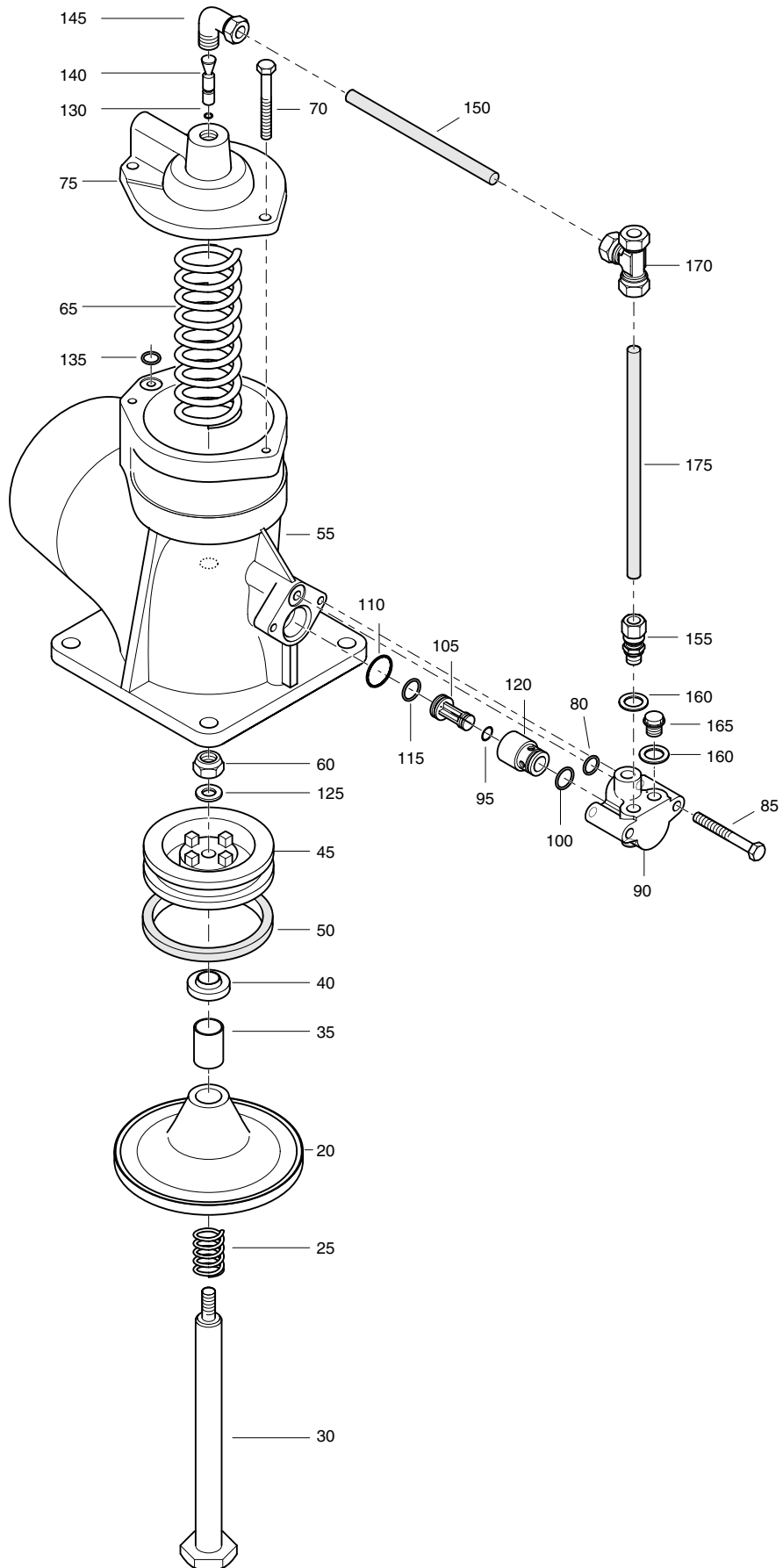
REF	PART NUMBER	DESIGNATION	QTY	REF	PART NUMBER	DESIGNATION	QTY
20	1604 0291 01	GEAR CASING	1	380	-	O-RING	1
40	0502 1090 21	BALL BEARING	1			(Part of service kit, see page 14)	
60	0504 0200 13	BALL BEARING	1	400	0147 1365 03	HEX. HEAD SCREW	12
80	-	O-RING	1	460	0211 1964 15	HEX SOCK. SCREW	12
		(Part of service kit, see page 14)					
100	-	RETAINER	1				
		(Part of service kit, see page 14)					
120	0335 2169 00	CIRCLIP	1				
140	1202 6454 00	BUSHING	1				
160	-	LIP SEAL	1				
		(Part of service kit, see page 14)					
220	-	O-RING	1				
		(Part of service kit, see page 14)					
240	1604 0288 00	NOZZLE	1				
260	3161 0388 00	HEXAGON BOLT	1				
280	1604 0281 00	BUSHING	1				
300	0337 7152 00	PARALLEL KEY	1				
310	1604 0287 00	WASHER	1				
320	0147 1408 15	HEX. HEAD SCREW	1				
360	0101 1951 40	PARALLEL PIN	2				



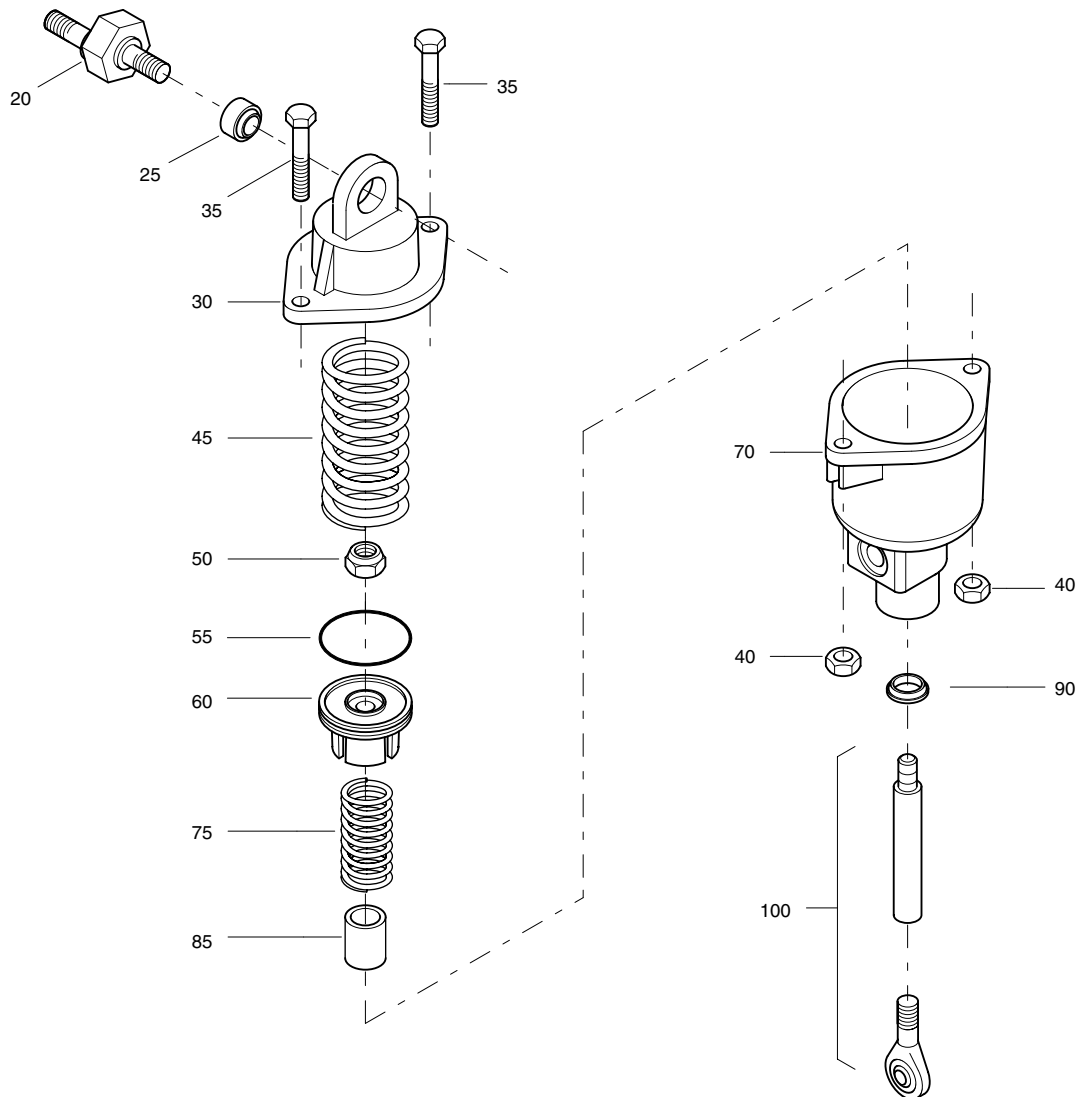
REF	PART NUMBER	DESIGNATION	QTY
25	1604 0300 00	COUPLING HUB	1
50	1615 6825 00	COUPLING	1
60	0211 1964 15	HEX SOCK. SCREW	6
70	0337 7198 00	PARALLEL KEY	1
80	1604 0287 00	WASHER	1
85	0147 1408 15	HEX. HEAD SCREW	1



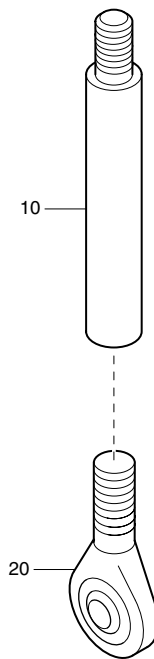
REF	PART NUMBER	DESIGNATION	QTY
20	1604 0306 83	UNLOADING VALVE (For details see page 28)	1
40	-	O-RING (Part of service kit, see page 9 and 14)	1
50	0301 2344 00	PLAIN WASHER	4
60	0211 1360 03	HEX SOCK. SCREW	4
100	1615 8381 01	BRACKET	1
105	0147 1359 03	HEX. HEAD SCREW	1
110	0147 1332 03	HEX. HEAD SCREW	1
115	0291 1110 00	LOCKNUT	1
120	1615 7676 82	ACTUATING UNIT (For details see page 30)	1
122	1615 9112 00	LEVER	1
125	0291 1110 00	LOCKNUT	2
130	0147 1246 03	HEX. HEAD SCREW	1
135	0291 1108 00	LOCKNUT	1
140	0147 1245 03	HEX. HEAD SCREW	2
145	0333 3220 00	LOCK WASHER	2
150	1615 9113 02	BRACKET	1
155	1202 9539 00	BUSH	1
160	0147 1246 03	HEX. HEAD SCREW	1
165	0301 2321 00	PLAIN WASHER	1
170	0333 3220 00	LOCK WASHER	1
175	0266 2108 00	HEXAGON NUT	1
485	0582 1200 06	STRAIGHT PIPE COUPLING	1
490	0661 1014 00	SEALING WASHER	1
495	0070 6002 04	PLASTIC TUBE	AR
500	0582 1200 07	ELBOW PIPE COUPLING	1
505	0070 6002 04	PLASTIC TUBE	AR
506	0653 1043 00	FLAT GASKET	1
507	0582 1200 05	STRAIGHT PIPE COUPLING	1
510	0581 2000 23	TEE PIPE COUPLING	1
515	0070 6002 05	PLASTIC TUBE	AR
520	0661 1014 00	SEALING WASHER	1
525	0582 1200 06	STRAIGHT PIPE COUPLING	1
530	0070 6002 05	PLASTIC TUBE	AR
550	1604 0341 00	PIPE COUPLING	1
555	0070 6002 10	PLASTIC TUBE	AR
560	0070 6002 05	PLASTIC TUBE	AR
565	0395 1010 35	INSULATION HOSE	1
566	1202 8335 00	RING	1
570	1088 0830 10	CABLE CLAMP	6



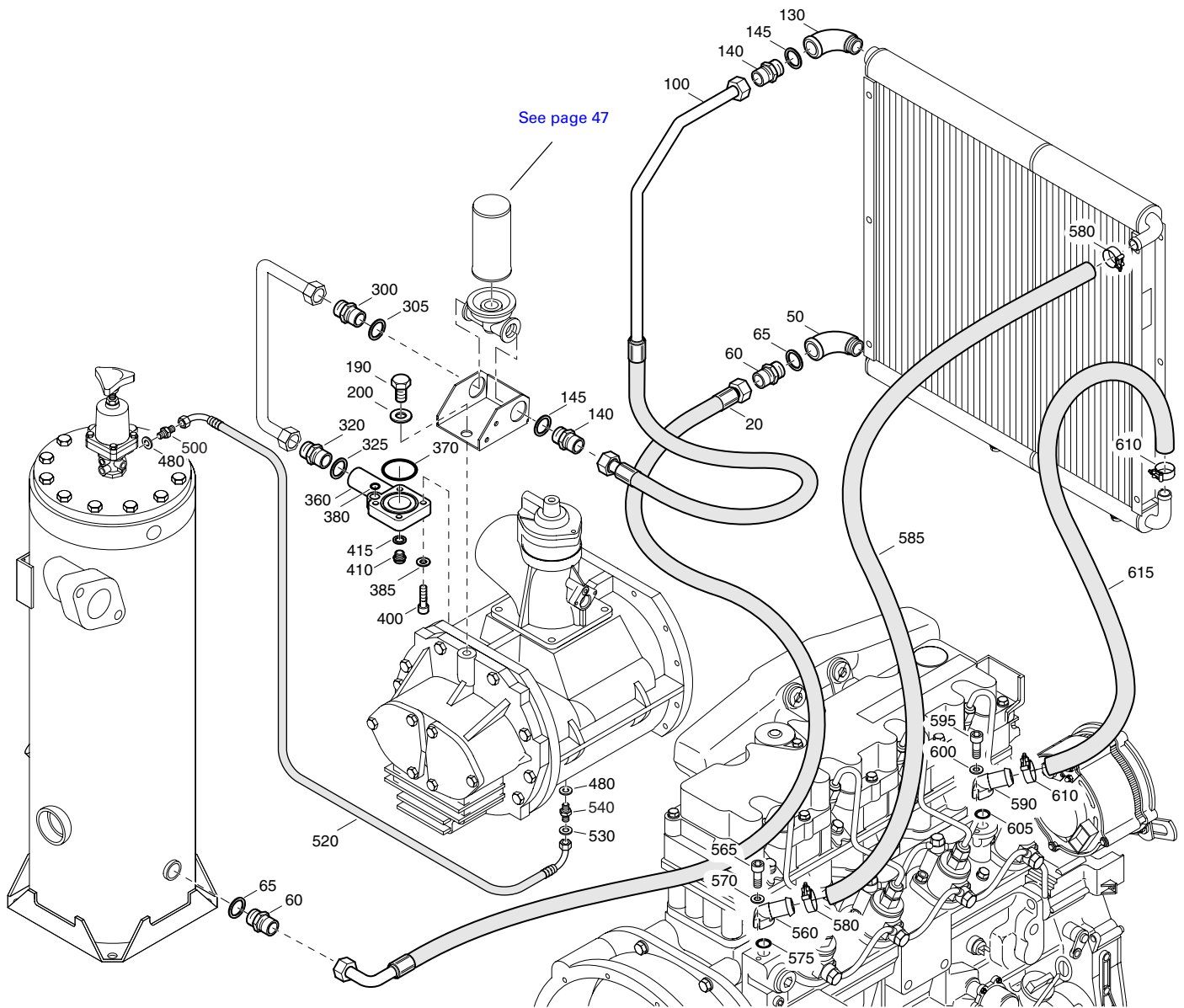
REF	PART NUMBER	DESIGNATION	QTY
-	1604 0306 83	UNLOADING VALVE	1
•20	-	VALVE (UNL. VALVE)	1
		(Part of service kit, see page 9)	
•25	-	SPRING	1
		(Part of service kit, see page 9)	
•30	1604 0307 00	PISTON ROD (UNL. VALVE)	1
•35	-	PLAIN BEARING	1
		(Not available separately)	
•40	-	WIPER	1
		(Not available separately)	
•45	1604 0310 00	PISTON (UNLOADING VALVE)	1
•50	-	PISTON SEAL	1
		(Part of service kit, see page 9)	
•55	-	HOUSING (UNLOADER)	1
		(Not available separately)	
•60	-	LOCKNUT	1
		(Part of service kit, see page 9)	
•65	1604 0311 00	SPRING	1
•70	0147 1962 76	HEXAGON HEAD SCREW	3
•75	-	HOUSING	1
		(Not available separately)	
•80	-	O-RING	1
		(Part of service kit, see page 9)	
•85	0147 1252 03	HEXAGON HEAD SCREW	2
•90	-	HOUSING	1
		(Not available separately)	
•95	-	O-RING	1
		(Part of service kit, see page 9)	
•100	-	O-RING	1
		(Part of service kit, see page 9)	
•105	-	VALVE	1
		(Part of service kit, see page 9)	
•110	-	O-RING	1
		(Part of service kit, see page 9)	
•115	-	O-RING	1
		(Part of service kit, see page 9)	
•120	1615 8345 01	BUSHING	1
•125	-	PLAIN WASHER	1
		(Part of service kit, see page 9)	
•130	-	O-RING	1
		(Part of service kit, see page 9)	
•135	-	O-RING	1
		(Part of service kit, see page 9)	
•140	1604 0313 00	VALVE	1
•145	0581 1200 23	STRAIGHT PIPE COUPLING	1
•150	0070 6002 04	PLASTIC TUBE	AR
•155	0582 1200 05	CUTTING RING COUPLING IN BRASS	1
•160	0653 1043 00	FLAT GASKET	2
•165	0686 4201 03	HEXAGON PLUG	1
•170	0582 1200 12	CUTTING RING COUPLING IN BRASS	1
•175	0070 6002 05	PLASTIC TUBE	AR



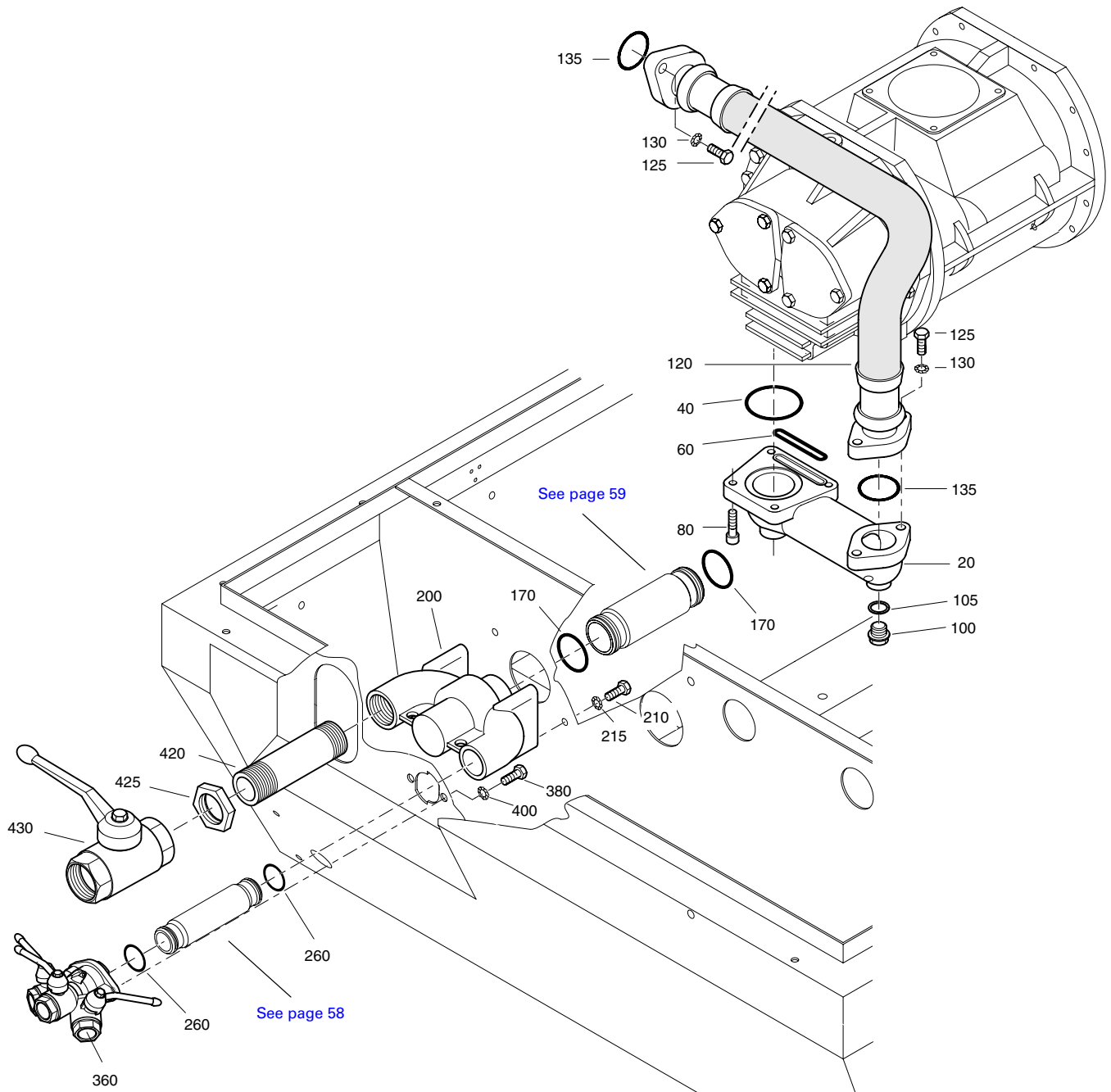
REF	PART NUMBER	DESIGNATION	QTY
-	1615 7676 82	ACTUATING UNIT	1
•20	1615 8382 00	ADAPTOR	1
•25	0501 0007 00	SPHERICAL PLAIN BEARING	1
•30	-	COVER	1
		(Not available separately)	
•35	0147 1252 12	HEX .HEAD SCREW	2
•40	0266 2108 00	HEXAGON NUT	2
•45	1615 8369 00	SPRING	1
•50	0291 1110 00	LOCKNUT	2
•55	-	PISTON SEAL	1
		(Part of service kit, see page 7)	
•60	1615 8755 00	PISTON	1
•70	-	HOUSING	1
		(Not available separately)	
•75	2252 0489 00	COMPR.SPRING	1
•85	-	PLAIN BEARING	1
		(Not available separately)	
•90	-	WIPER	1
		(Part of service kit, see page 7)	
•100	1615 8756 80	PISTON	1
		(For details see page 31)	



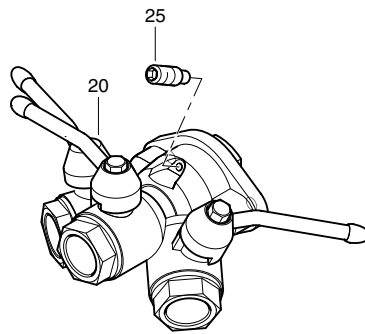
REF	PART NUMBER	DESIGNATION	QTY
-	1615 8756 80	PISTON	1
•10	1615 8756 01	PISTON ROD	1
•20	1615 9770 00	EYE BOLT WITH BEARING	1



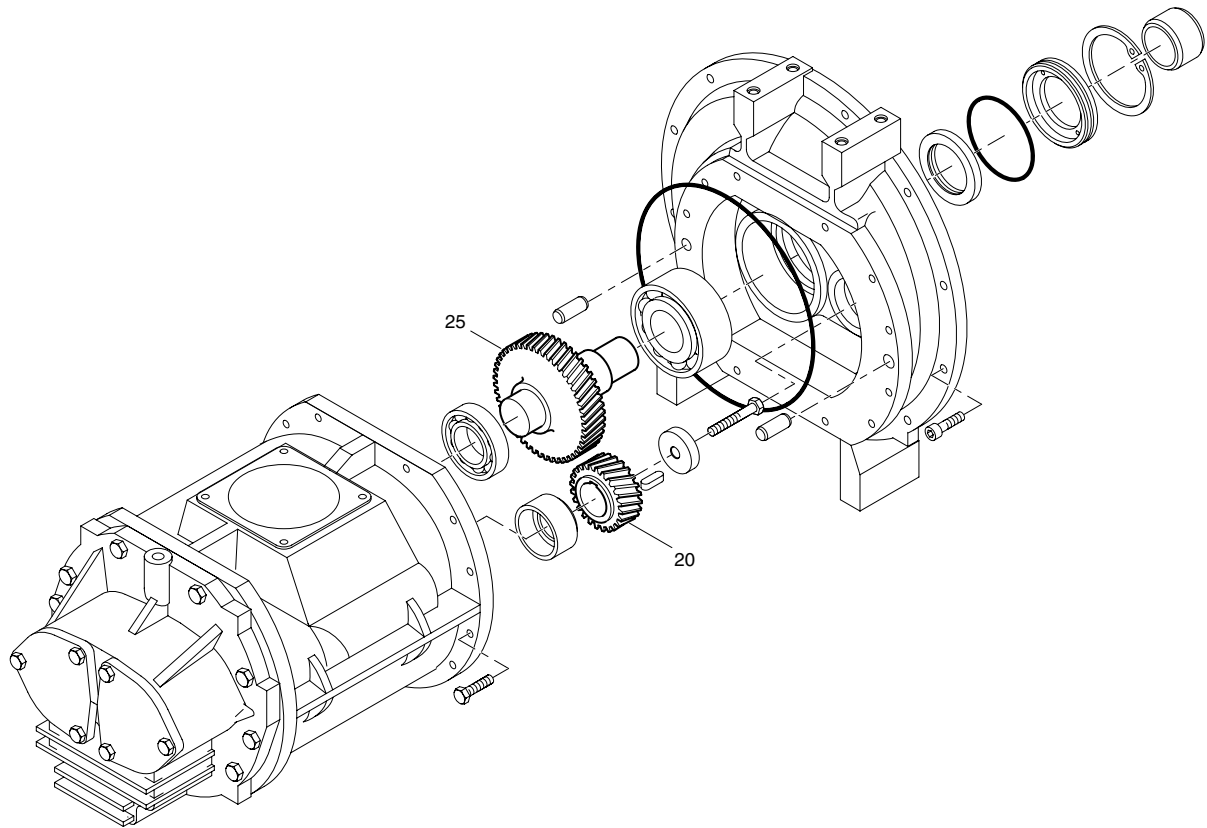
REF	PART NUMBER	DESIGNATION	QTY
20	0575 0056 57	HOSE ASSEMBLY	1
50	0560 0200 01	ELBOW	1
60	1619 5509 00	NIPPLE	2
65	0661 1038 00	SEALING WASHER	2
100	1604 0375 03	HOSE ASSEMBLY	1
130	0560 0200 01	ELBOW	1
140	1619 5509 00	NIPPLE	2
145	0661 1038 00	SEALING WASHER	2
190	0147 1474 03	HEX. HEAD SCREW	1
200	0301 2378 00	PLAIN WASHER	1
300	1619 5509 00	NIPPLE	1
305	0661 1038 00	SEALING WASHER	1
320	1619 5509 00	NIPPLE	1
325	0661 1038 00	SEALING WASHER	1
360	1604 0373 00	FLANGE	1
370	-	O-RING	1
		(Part of service kit, see page 14)	
380	-	O-RING	1
		(Part of service kit, see page 14)	
385	0301 2335 00	PLAIN WASHER	4
400	0211 1964 14	HEX SOCK. SCREW	4
410	0686 3716 01	HEXAGON PLUG	1
415	-	FLAT GASKET	1
		(Part of service kit, see page 14)	
480	-	FLAT GASKET	1
		(Part of service kit, see page 14)	
500	1079 5840 01	HEXAGON NIPPLE	1
520	0575 0461 36	HOSE ASSEMBLY	1
530	0653 1062 00	FLAT GASKET	1
540	0581 0000 52	STRAIGHT PIPE COUPLING	1
560	1604 4035 00	CONNECTION	1
565	0211 1249 03	HEX SOCK. SCREW	2
570	0301 2321 00	PLAIN WASHER	2
575	1604 3321 00	O-RING	1
580	1202 8663 02	HOSE CLIP	2
585	1615 8994 06	HOSE	1
590	1604 4035 00	CONNECTION	1
595	0211 1249 03	HEX SOCK. SCREW	2
600	0301 2321 00	PLAIN WASHER	2
605	1604 3321 00	O-RING	1
610	1202 8663 02	HOSE CLIP	2
615	1615 8994 06	HOSE	1



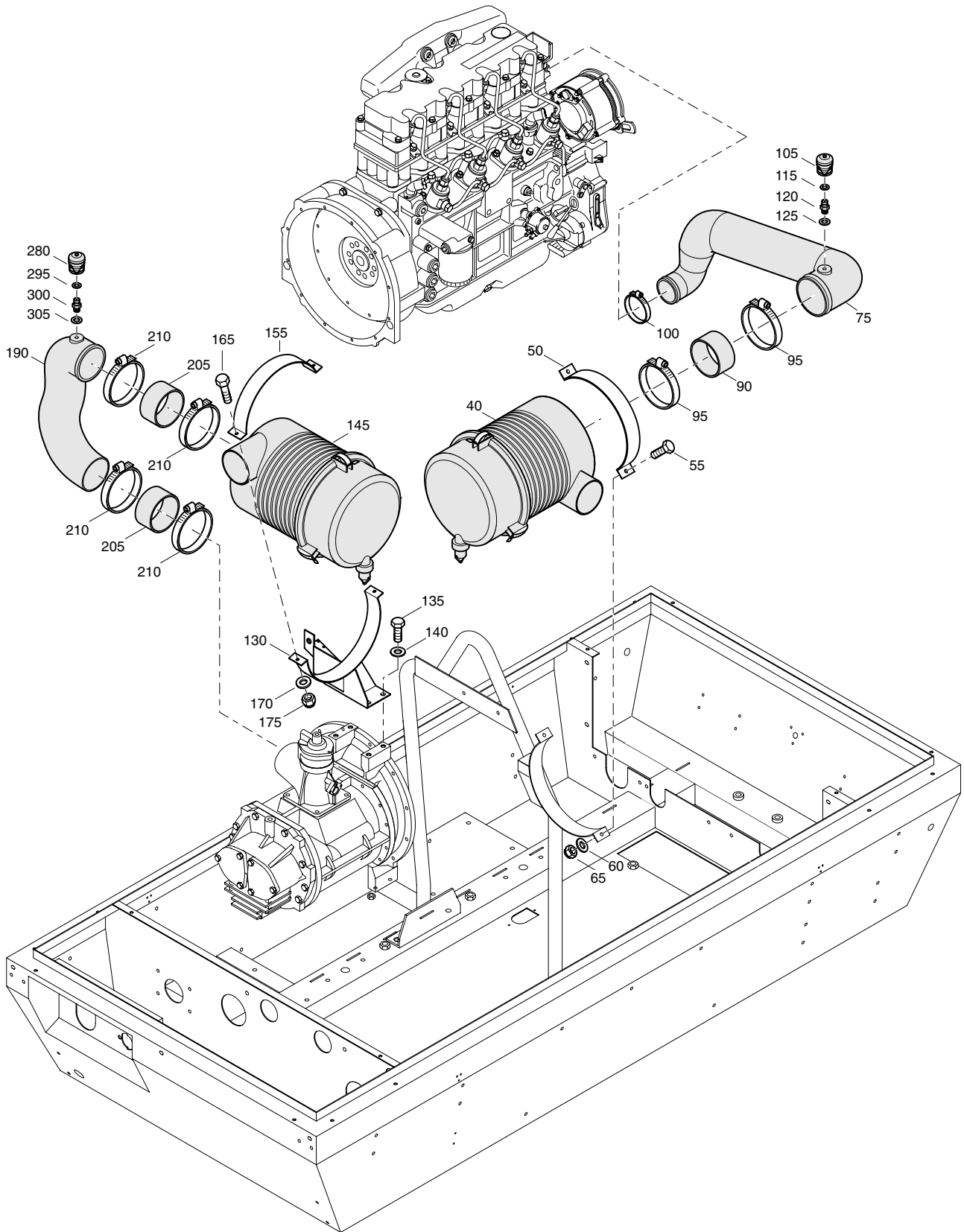
REF	PART NUMBER	DESIGNATION	QTY
20	1604 0357 01	MANIFOLD	1
40	-	O-RING	1
		(Part of service kit, see page 14)	
60	-	O-RING	1
		(Part of service kit, see page 14)	
80	0211 1964 15	HEX SOCK. SCREW	4
100	0686 3716 01	HEXAGON PLUG	1
105	-	FLAT GASKET	1
		(Part of service kit, see page 14)	
120	1604 0358 00	HOSE ASSEMBLY	1
125	0211 1964 10	HEX SOCK. SCREW	4
130	0333 3237 00	LOCK WASHER	4
135	-	O-RING	2
		(Part of service kit, see page 14)	
170	-	O-RING	2
		(Part of service kit, see page 14)	
200	1604 0406 80	MINIMUM PRESSURE VALVE	1
210	0147 1323 03	HEX. HEAD SCREW	4
215	0333 3227 00	LOCK WASHER	4
260	-	O-RING	2
		(Part of service kit, see page 14)	
360	1615 9474 81	BALL VALVE ASSY	1
		(For details see page 36)	
380	0147 1323 03	HEX. HEAD SCREW	2
400	0333 3227 00	LOCK WASHER	2
420	1604 0404 00	PIPE	1
425	0623 2100 12	BACKNUT	1
430	0852 0010 30	BALL VALVE	1



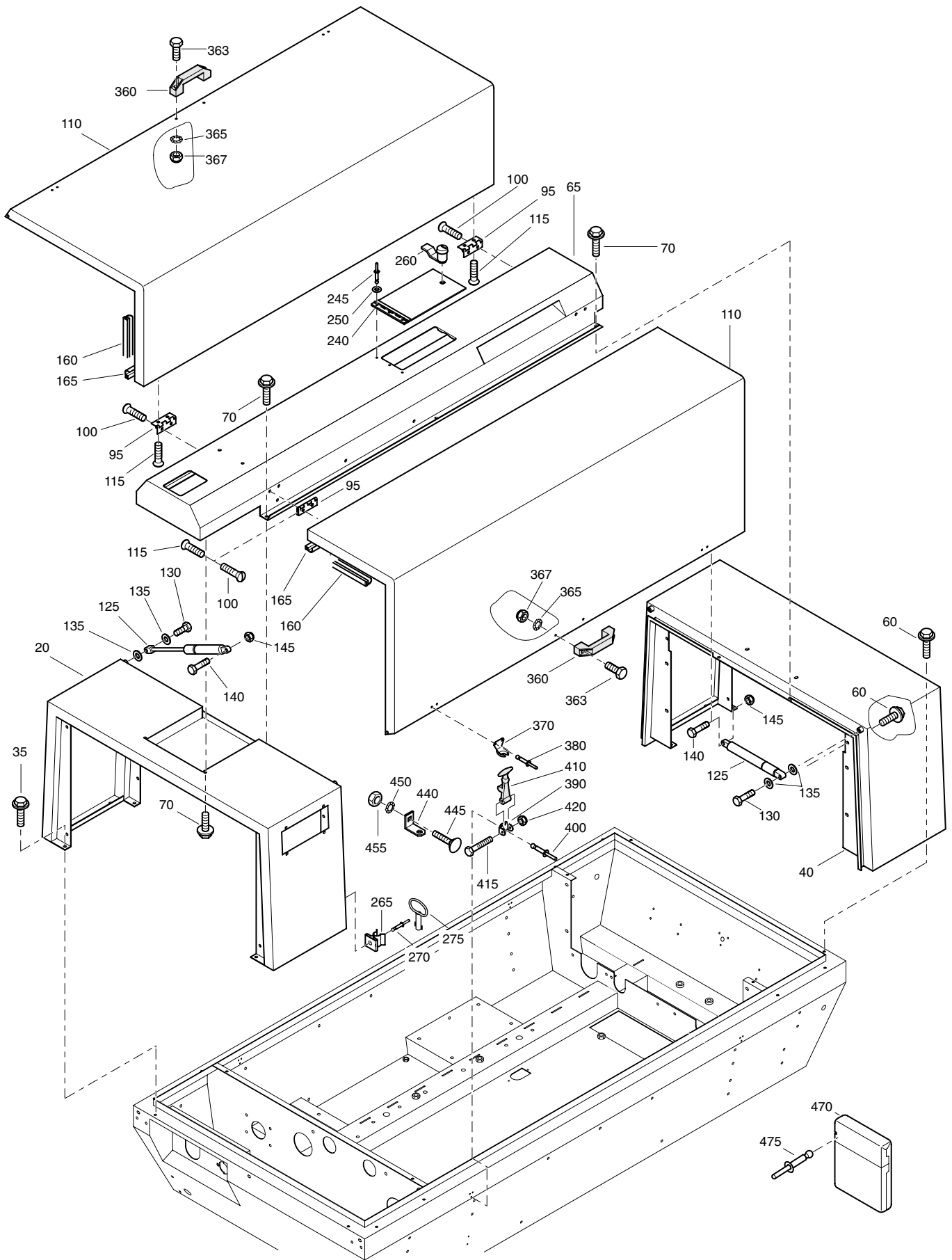
REF	PART NUMBER	DESIGNATION	QTY
-	1615 9474 81	BALL VALVE ASSY	
•20	1615 9474 01	VALVE HOUSING	1
•25	0194 1169 00	SET SCREW	1



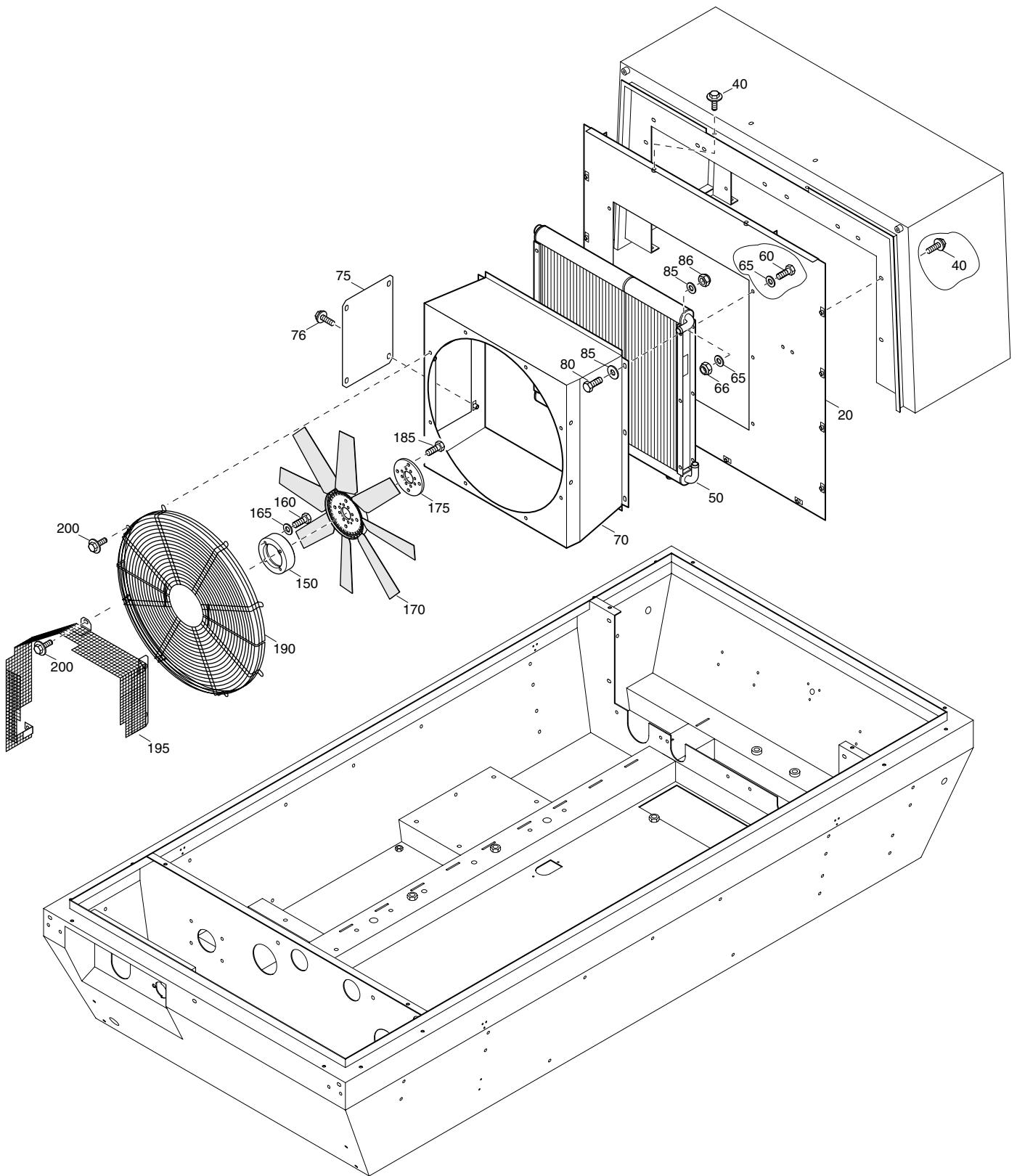
REF	PART NUMBER	DESIGNATION	QTY
-	1611 8132 27	GEARSET	
•20	1604 0545 00	GEAR WHEEL (Not available separately)	1
•25	1604 0546 00	DRIVE SHAFT (Not available separately)	1



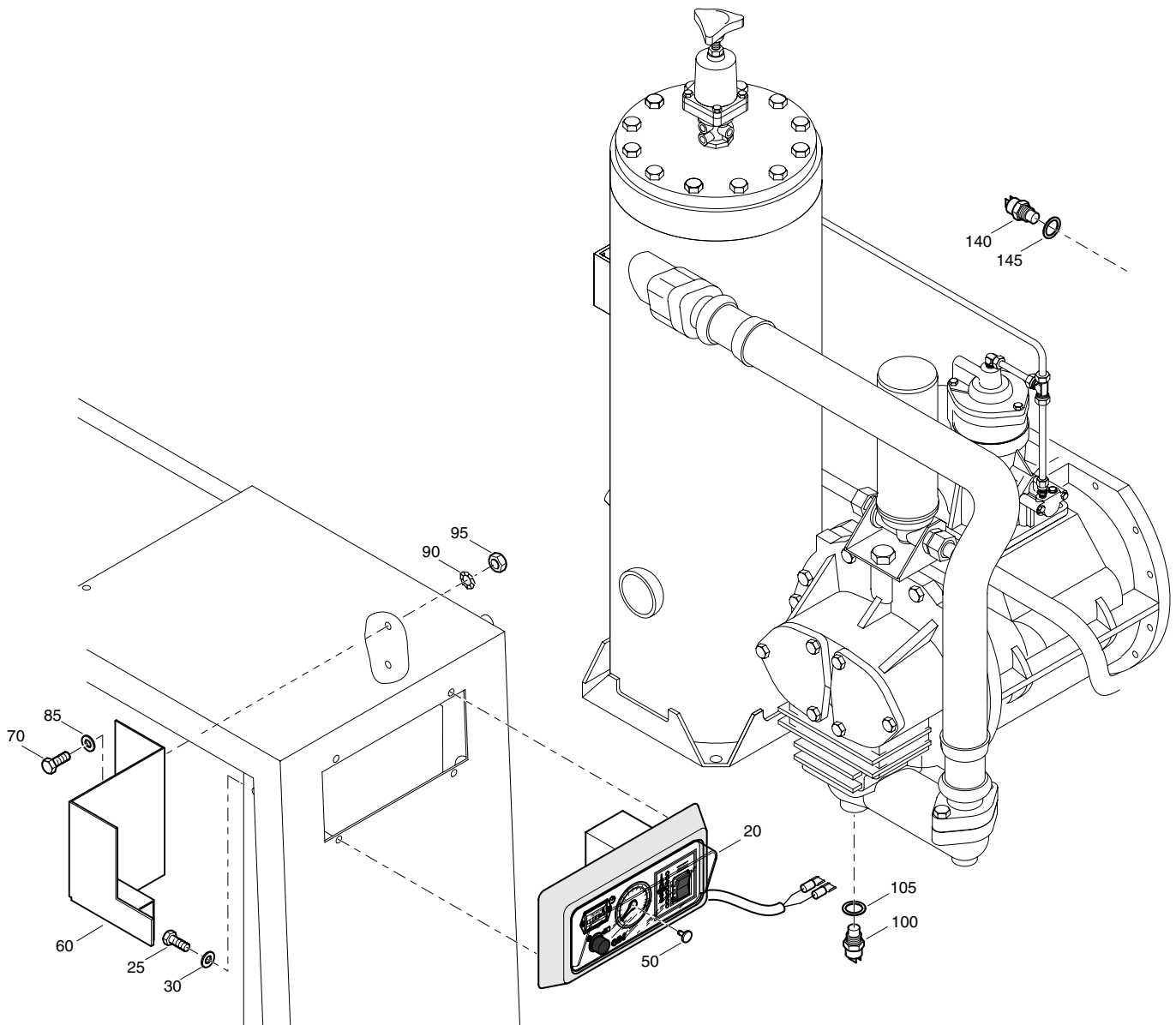
REF	PART NUMBER	DESIGNATION	QTY
40	1615 9388 01	AIRFILTER	1
50	1615 9439 00	CLAMP	1
55	0147 1249 03	HEX. HEAD SCREW	2
60	0301 2321 00	PLAIN WASHER	2
65	0291 1108 00	LOCKNUT	2
75	1604 1838 01	PIPE AIRINTAKE	1
90	1615 9438 00	HOSE	1
95	0347 6119 00	HOSE CLAMP	2
100	0347 6131 00	HOSE CLAMP	1
105	1613 7912 01	INDICATOR	1
115	0661 1014 00	SEALING WASHER	1
120	1612 2152 00	NIPPLE	1
125	0653 1046 00	FLAT GASKET	1
130	1604 0409 02	SUPPORT	1
135	0147 1398 03	HEX. HEAD SCREW	4
140	0301 2358 00	PLAIN WASHER	4
145	1615 9388 01	AIRFILTER	1
155	1615 9439 00	CLAMP	1
165	0147 1249 03	HEX. HEAD SCREW	2
170	0301 2321 00	PLAIN WASHER	2
175	0291 1108 00	LOCKNUT	2
190	1604 0411 01	AIRDUCT	1
205	1615 9438 00	HOSE	2
210	0347 6119 00	HOSE CLAMP	4
280	1613 7912 01	INDICATOR	1
295	0661 1014 00	SEALING WASHER	1
300	1612 2152 00	NIPPLE	1
305	0653 1046 00	FLAT GASKET	1



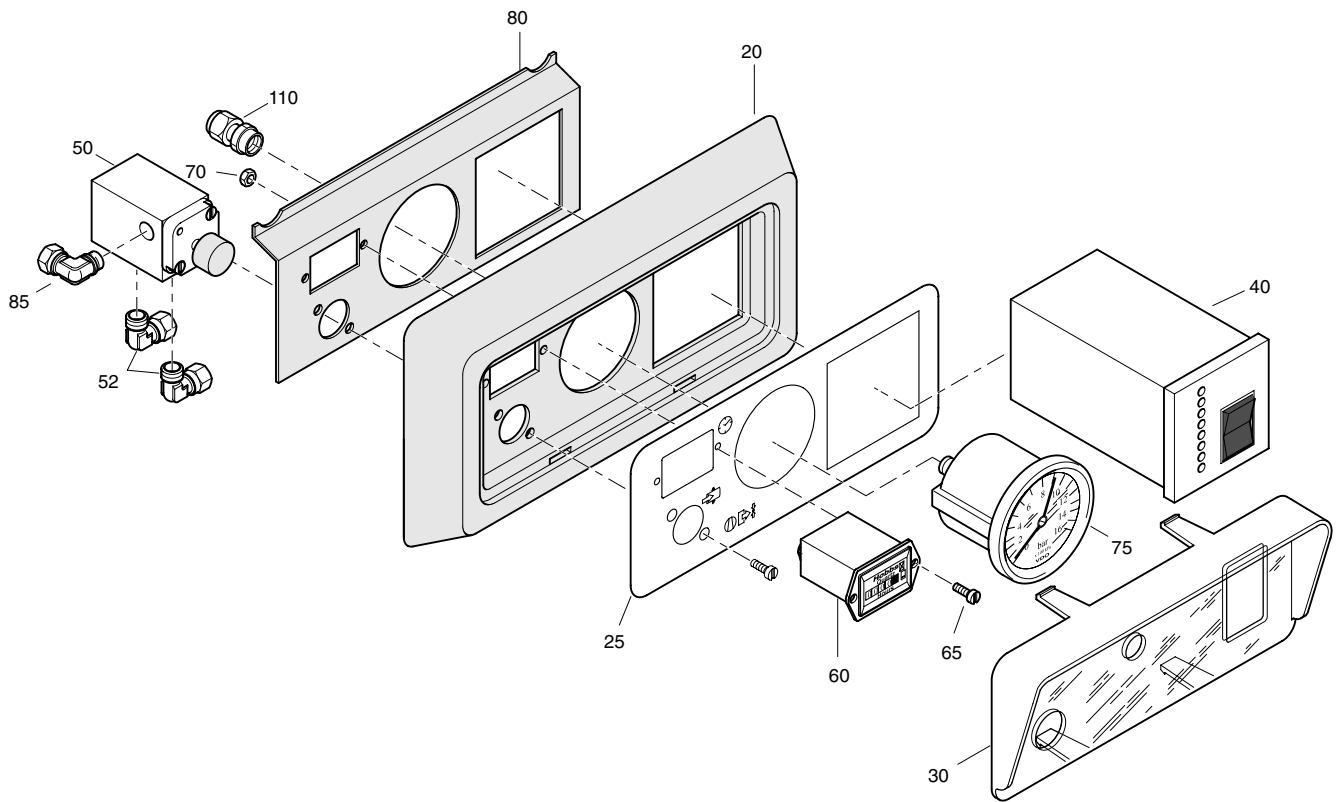
REF	PART NUMBER	DESIGNATION	QTY
20	1604 0420 05	PANEL (REAR)	1
35	1615 5664 00	SCRAPER BOLT	8
40	1604 0422 05	FRONT PANEL	1
60	1615 5664 00	SCRAPER BOLT	8
65	1604 0421 06	ROOF DUCT	1
70	1615 5664 00	SCRAPER BOLT	8
95	1615 7712 00	HINGE	4
100	0216 1324 03	HEX SOCK. SCREW	8
110	1604 0423 02	DOOR (LH & RH)	2
115	0216 1324 03	HEX SOCK. SCREW	8
125	1604 0435 00	GASSPRING	2
130	0147 1328 03	HEX. HEAD SCREW	2
135	0324 1000 16	DISTANCE SLEEVE	4
140	0147 1331 03	HEX. HEAD SCREW	2
145	0291 1110 00	LOCKNUT	2
160	1619 2665 00	SEAL	AR
165	1202 5211 00	SEAL	AR
240	1604 0429 01	COVER	1
245	0129 3174 01	BLIND RIVET	3
250	0301 2318 00	PLAIN WASHER	3
260	1615 5692 00	LOCK	1
265	1612 1574 00	SPRING CLIP	1
270	0129 3115 00	BLIND RIVET	1
275	1089 9068 01	KEY	1
360	1202 8673 00	HANDGRIP	2
363	0147 1246 03	HEX. HEAD SCREW	4
365	0333 3220 00	LOCK WASHER	4
367	0266 2108 00	HEXAGON NUT	4
370	1615 8605 00	STIRRUP	4
380	0129 3174 01	BLIND RIVET	8
390	1619 2980 01	BASE PLATE	4
400	0129 3174 01	BLIND RIVET	12
410	1619 2978 01	CATCH	4
415	0147 1214 03	HEX. HEAD SCREW	4
420	0291 1107 00	LOCKNUT	4
440	1615 8604 00	BRACKET	2
445	0226 9915 17	SQ. NECK BOLT	2
450	0333 3227 00	LOCK WASHER	2
455	0266 2110 00	HEXAGON NUT	2
470	1604 2206 00	HOLDER (DOCUMENT)	1
475	0129 3174 01	BLIND RIVET	2



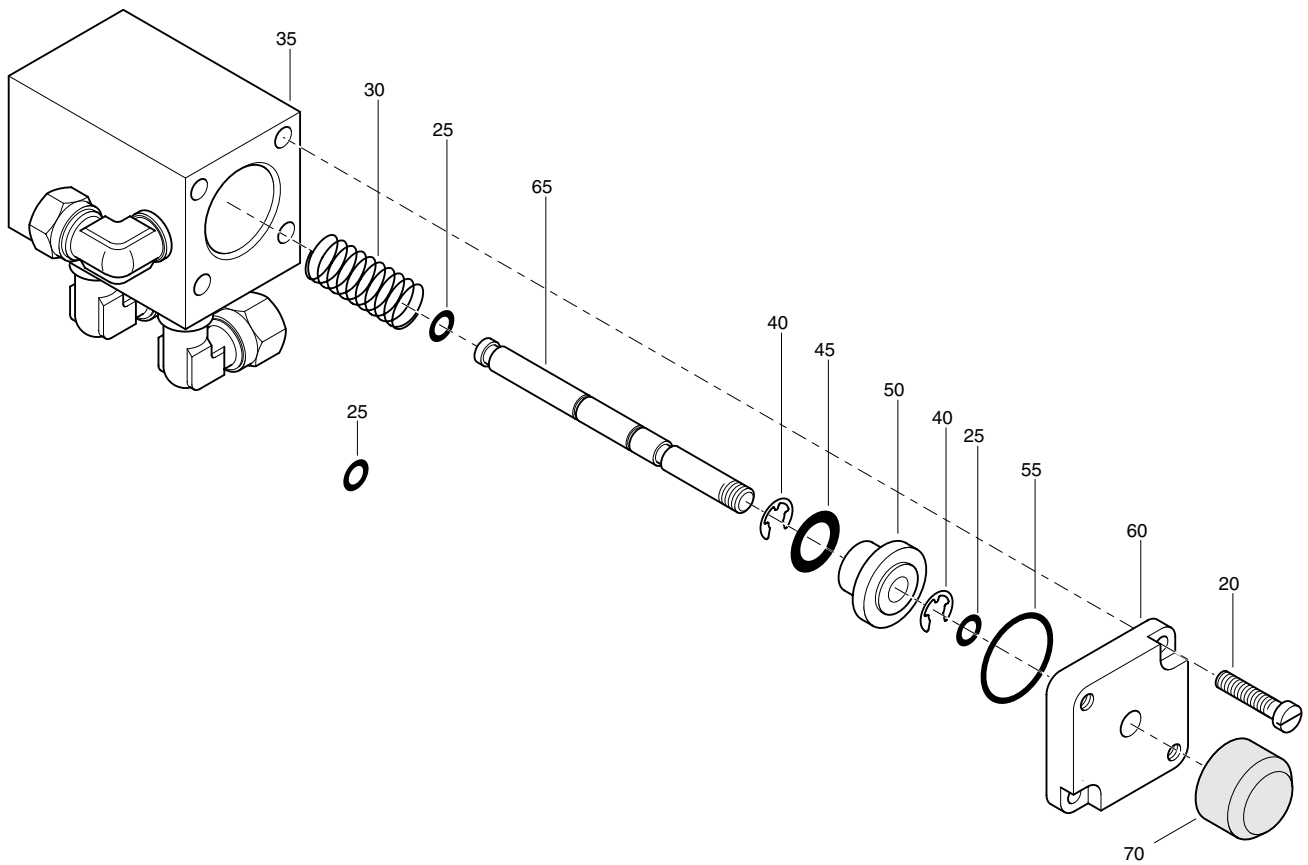
REF	PART NUMBER	DESIGNATION	QTY
20	1604 1829 01	PLATE	1
40	1615 5664 00	SCRAPER BOLT	14
50	1604 1824 01	COOLERASSY	1
60	0147 1323 03	HEX. HEAD SCREW	6
65	0301 2335 00	PLAIN WASHER	12
66	0291 1110 00	LOCKNUT	6
70	1604 1823 02	FANCOWL	1
75	1604 2249 00	SERVICE PLATE	1
76	1615 5664 00	SCRAPER BOLT	4
80	0147 1323 03	HEX. HEAD SCREW	6
85	0301 2335 00	PLAIN WASHER	12
86	0291 1110 00	LOCKNUT	6
150	1604 1822 00	FANADAPTOR	1
160	0147 1964 08	HEX. HEAD SCREW	4
165	0301 2335 00	PLAIN WASHER	4
170	1604 1813 00	FAN	1
175	1615 9433 00	CLAMPING RING	1
185	0147 1958 76	HEX. HEAD SCREW	4
190	1604 1862 00	FANGUARD	2
195	1604 1863 03	BELT GUARD	1
200	1615 5664 00	SCRAPER BOLT	11



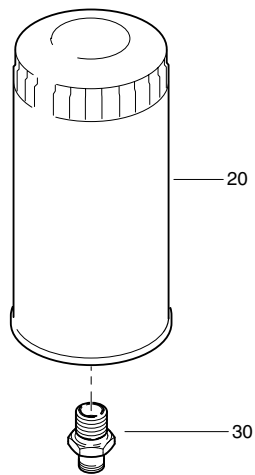
REF	PART NUMBER	DESIGNATION	QTY
20	1604 0471 85	INSTRUM PANEL ASSY (For details see page 45)	1
25	0147 1244 03	HEX. HEAD SCREW	4
30	0301 2321 00	PLAIN WASHER	4
50	1619 6201 00	PLUG	1
60	1604 1456 02	BRACKET	1
70	0147 1323 03	HEX. HEAD SCREW	2
85	0301 2335 00	PLAIN WASHER	2
90	0333 3227 00	LOCK WASHER	2
95	0266 2110 00	HEXAGON NUT	2
100	1615 7831 02	TEMPERATURE SWITCH	1
105	0661 1033 00	SEALING WASHER	1
140	1089 0600 05	TEMPERATURE SWITCH	1
145	0653 1070 00	FLAT GASKET	1



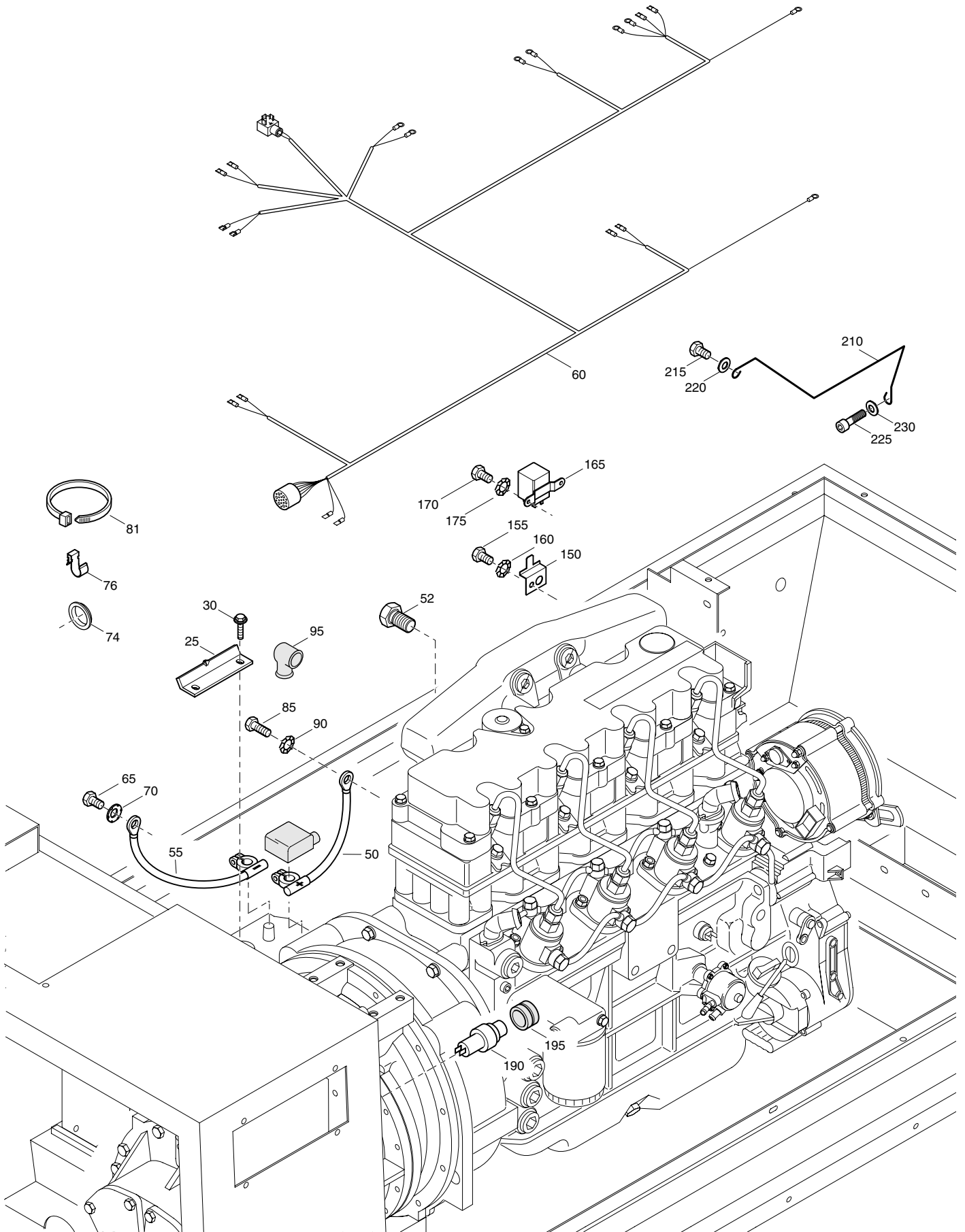
REF	PART NUMBER	DESIGNATION	QTY
-	1604 0471 85	INSTRUM PANEL ASSY	
•20	1604 0471 01	PANEL	1
•25	1604 0476 00	LABEL	1
•30	1604 0472 02	WINDOW	1
•40	1089 9355 97	MODULE	1
•50	1604 0315 81	LOAD VALVE ASS'Y	1
		(For details see page 46)	
•52	0581 1200 23	ELBOW PIPE COUPLING	2
•60	1089 9420 01	HOURMETER	1
•65	0160 6040 00	SLOTTED SCREW	2
•70	0266 2106 00	HEXAGON NUT	2
•75	1615 7264 00	PRESSURE GAUGE	1
•80	1604 0473 02	PLATE	1
•85	0581 1200 30	ELBOW PIPE COUPLING	1
•110	0584 0080 09	STRAIGHT PIPE COUPLING	1



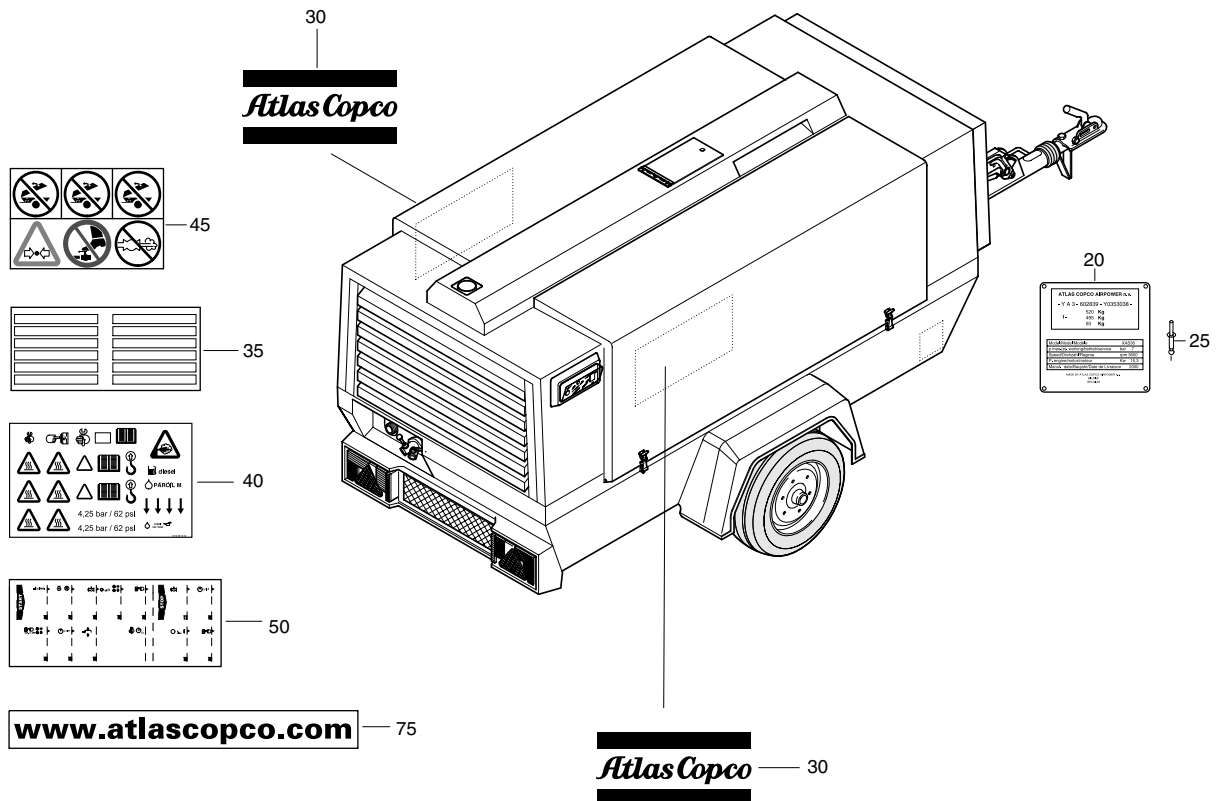
REF	PART NUMBER	DESIGNATION	QTY
-	1604 0315 81	LOAD VALVE ASS'Y	
•20	0160 6060 00	SLOTTED SCREW	2
•25	0663 7110 00	O-RING	3
•30	1604 0319 00	SPRING	1
•35	1604 0316 01	HOUSING	1
•40	0335 3106 00	RETAINING RING	2
•45	0663 3116 00	O-RING	1
•50	1604 0317 00	VALVE	1
•55	0663 7126 00	O-RING	1
•60	1613 2614 00	COVER	1
•65	1604 0318 00	VALVE ROD	1
•70	1613 2616 00	KNOB	1



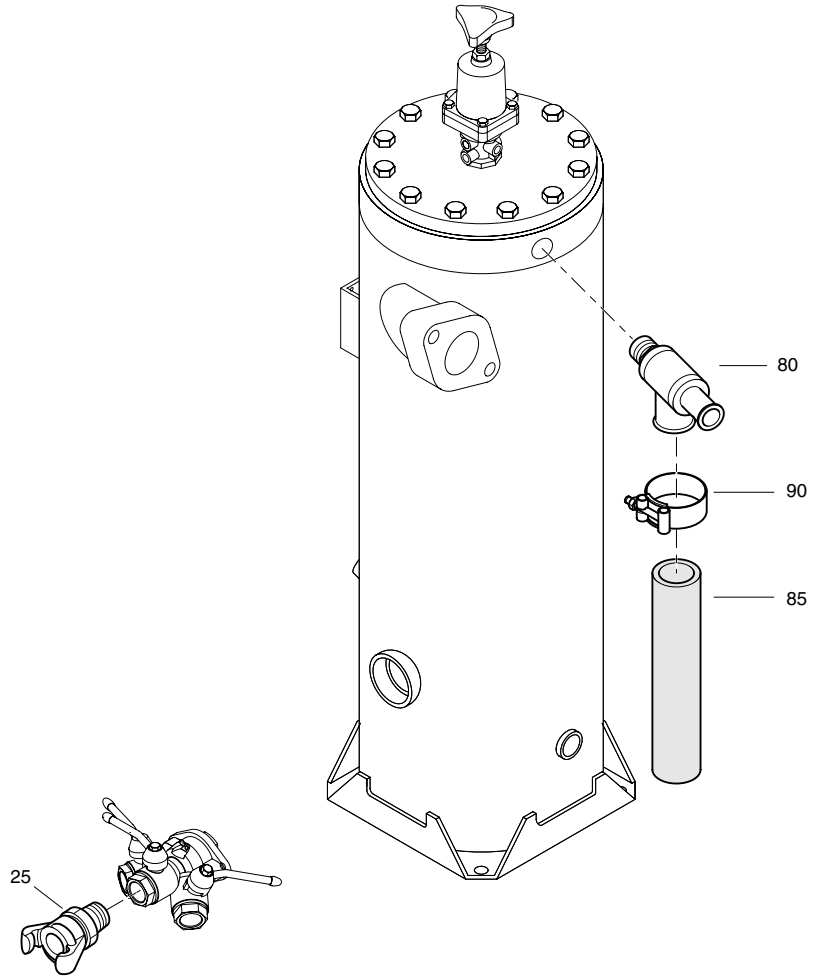
REF	PART NUMBER	DESIGNATION	QTY
20	1613 6105 00	OIL FILTER	1
30	1619 3770 00	NIPPLE	1



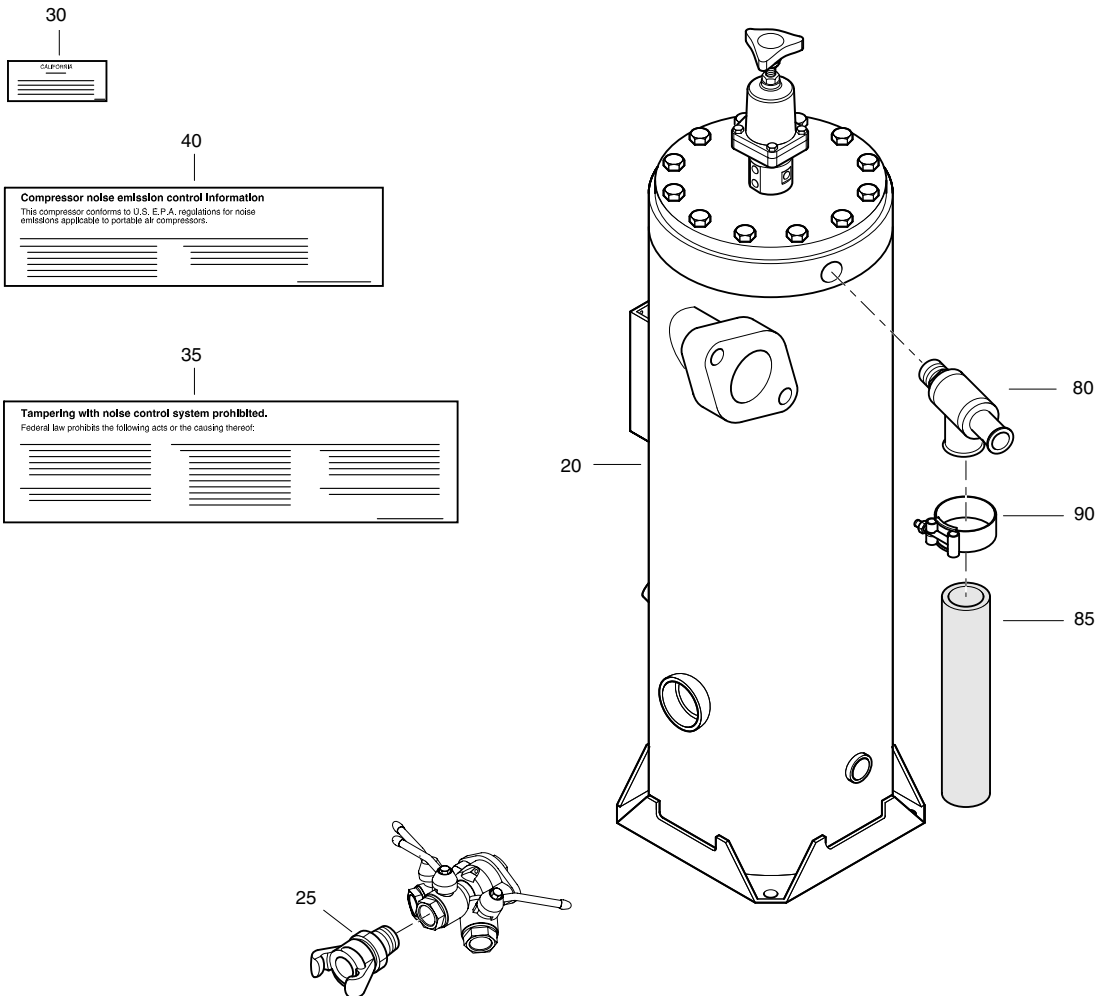
REF	PART NUMBER	DESIGNATION	QTY
25	1202 9011 00	CLAMP	1
30	1619 2766 00	BOLT	2
50	1615 7725 01	BATTERY CABLE	1
52	1604 1882 00	BUSHING	1
55	1604 1380 01	BATTERY CABLE	1
60	1604 1864 03	WIRE HARNESS	1
65	0147 1321 03	HEX. HEAD SCREW	1
70	0333 3242 00	LOCK WASHER	1
74	1088 0801 40	GROMMET	1
76	1088 0830 10	CABLE CLAMP	4
81	1088 1301 01	CABLE STRIP	5
85	0147 1397 03	HEX. HEAD SCREW	1
90	1088 0019 03	CONTACT WASHER	1
95	1619 3729 00	PROTECT.CAP	1
150	1615 9849 00	SUPPORT	1
155	0147 1961 37	HEX. HEAD SCREW	1
160	0333 3242 00	LOCK WASHER	1
165	1089 0585 01	RELAY	1
170	0147 1243 03	HEX. HEAD SCREW	2
175	0333 3220 00	LOCK WASHER	2
190	1089 9206 31	CIRCUIT BREAKER	1
195	1089 9206 59	PROTECTION CAP	1
210	1604 2242 01	WIRE GUIDE	1
215	0147 1959 33	HEX. HEAD SCREW	1
220	0301 2371 00	PLAIN WASHER	1
225	0211 1362 00	HEX SOCK. SCREW	1
230	0300 0274 93	PLAIN WASHER	1



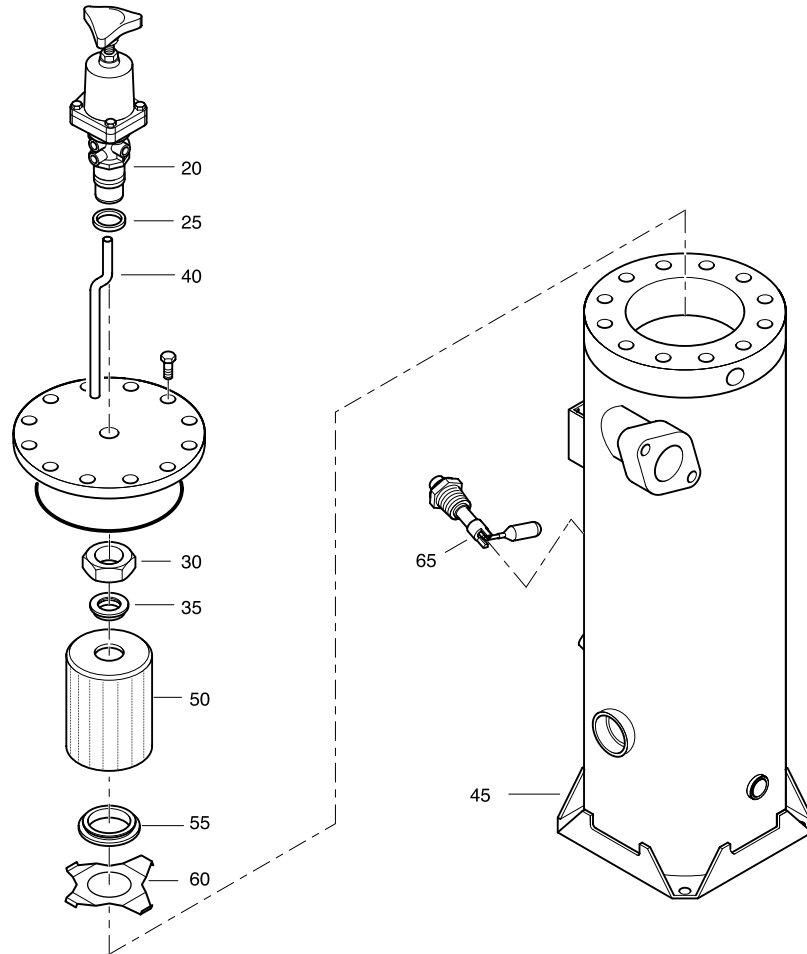
REF	PART NUMBER	DESIGNATION	QTY
20	1604 3302 00	DATA PLATE (Not available separately)	1
25	0129 3103 00	BLIND RIVET	4
30	0690 1150 00	HOUSE MARK	2
35	1079 9905 51	INSTRUCTION LABEL	1
40	1079 9910 02	INFORMATION LABEL	1
45	1079 9902 29	WARNING LABEL	1
50	1079 9908 34	INSTRUCTION LABEL	1
75	1079 9921 03	INFORMATION LABEL	1



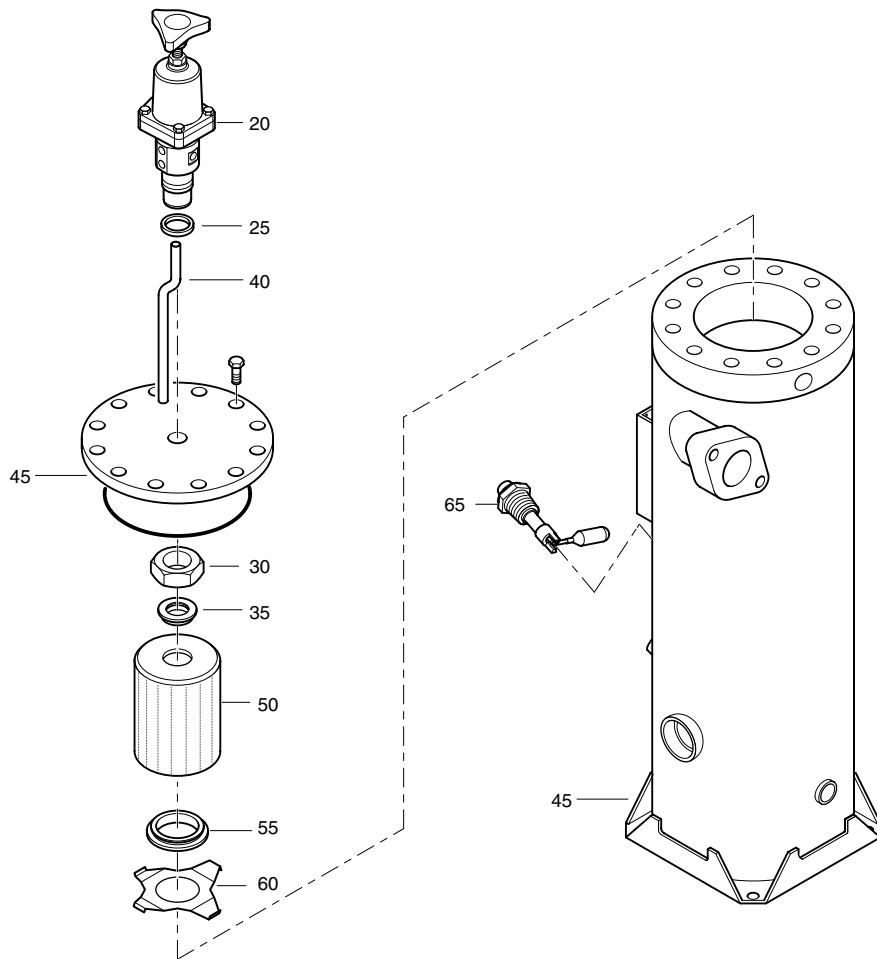
REF	PART NUMBER	DESIGNATION	QTY
25	9000 0302 00	PIPE COUPL.	3
80	0832 1001 17	SAFETY VALVE	1
85	0075 4005 53	RUBBER TUBE	AR
90	0347 6113 00	HOSE CLAMP	1



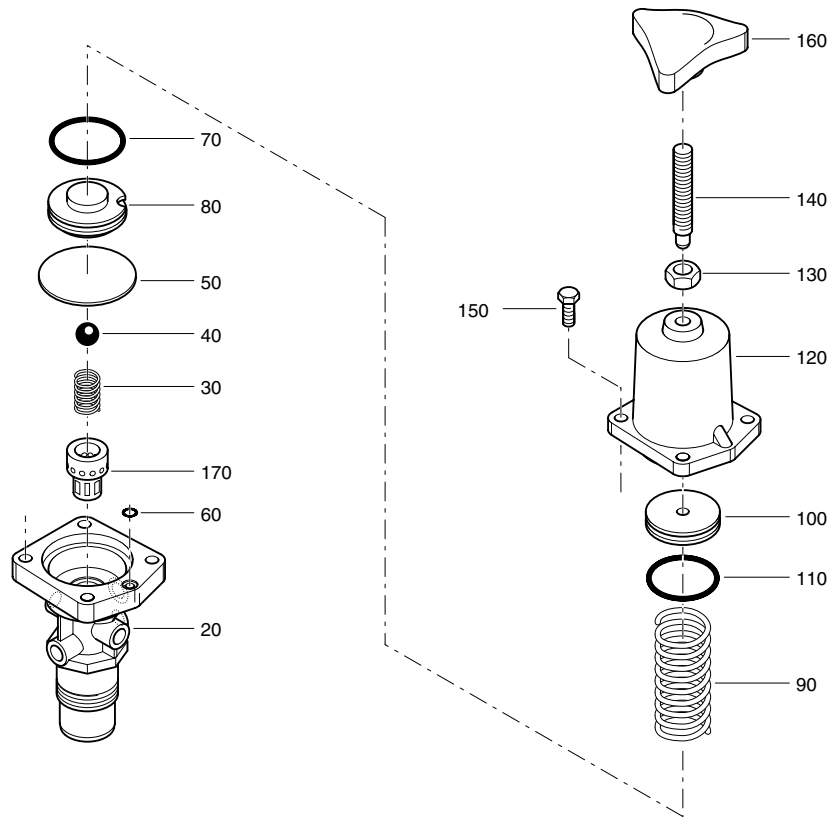
REF	PART NUMBER	DESIGNATION	QTY
20	1604 0382 91	OIL SEPARATOR (For details see page 54)	1
25	1310 1365 00	PIPE COUPLING	3
30	1079 9902 47	WARNING LABEL	1
35	1613 3385 00	DECAL	1
40	1613 3384 00	DECAL	2
80	0832 1001 18	SAFETY VALVE	1
85	0075 4005 53	RUBBER TUBE	AR
90	0347 6113 00	HOSE CLAMP	1



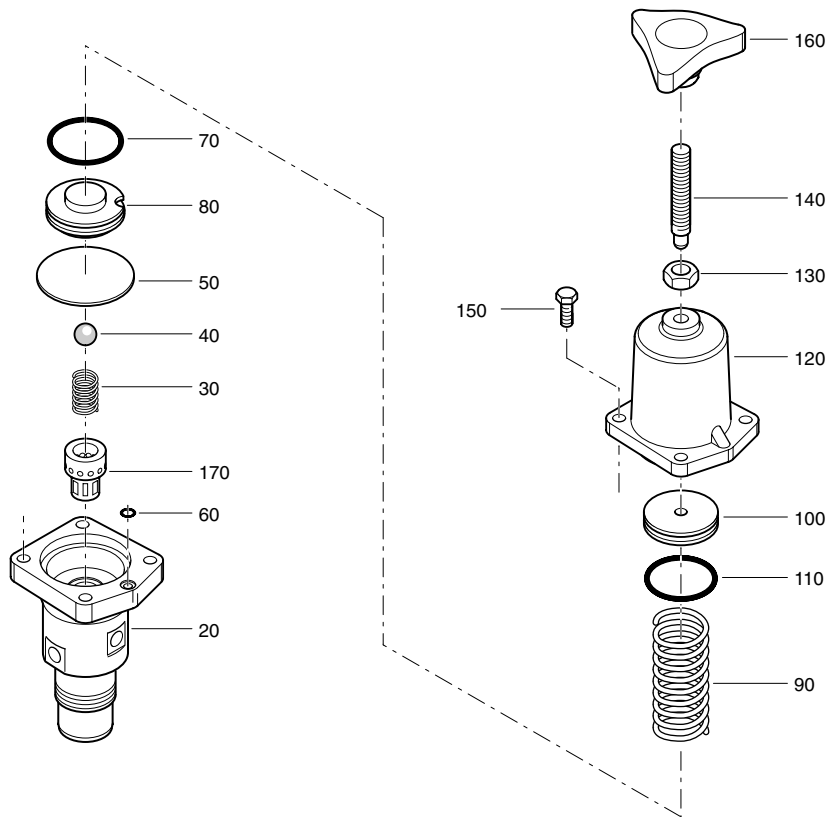
REF	PART NUMBER	DESIGNATION	QTY
-	1604 0382 89	OIL SEP. ASSY EC/ASME	
•20	1604 0847 83	REGUL VALVE (For details see page 55)	1
•25	0661 1049 00	SEALING WASHER	1
•30	0623 2106 03	BACKNUT	1
•35	1615 7695 00	SEAL	1
•40	1604 0385 01	TUBE	1
•45	1604 0352 82	PRESSURE VESSEL (For details see page 57)	1
•50	1604 0382 01	OIL.SEP.ELEMENT	1
•55	1604 0383 00	SEAL (OIL SEPARATOR)	1
•60	1604 0384 02	RETAINER	1
•65	1616 5108 00	LEVEL GAUGE	1



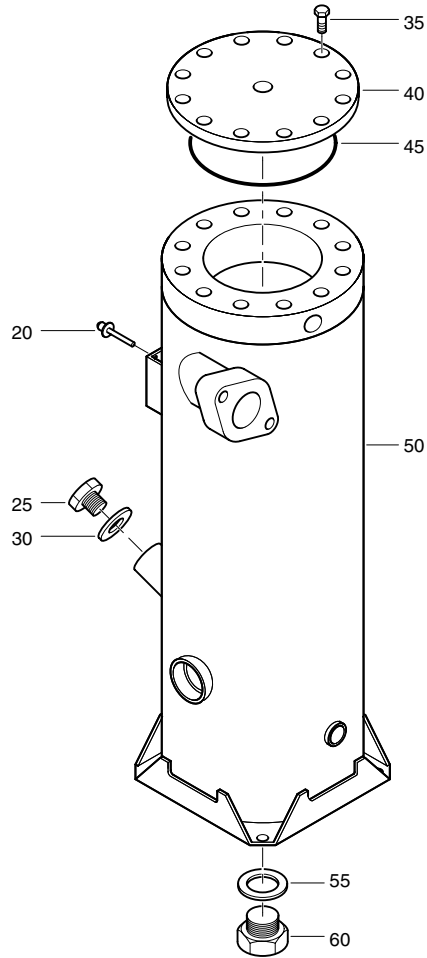
REF	PART NUMBER	DESIGNATION	QTY
-	1604 0382 91	OIL SEPARATOR	
20	1604 0847 84	REGUL VALVE ASSY (For details see page 56)	1
25	0661 1049 00	SEALING WASHER	1
30	0623 2106 03	BACKNUT	1
35	1615 7695 00	SEAL	1
40	1604 0385 01	TUBE	1
45	1604 0352 82	PRESSURE VESSEL (For details see page 57)	1
50	1604 0382 01	OIL SEPELEMENT	1
55	1604 0383 00	SEAL (OIL SEPARATOR)	1
60	1604 0384 02	RETAINER	1
65	1616 5108 00	LEVEL GAUGE	1



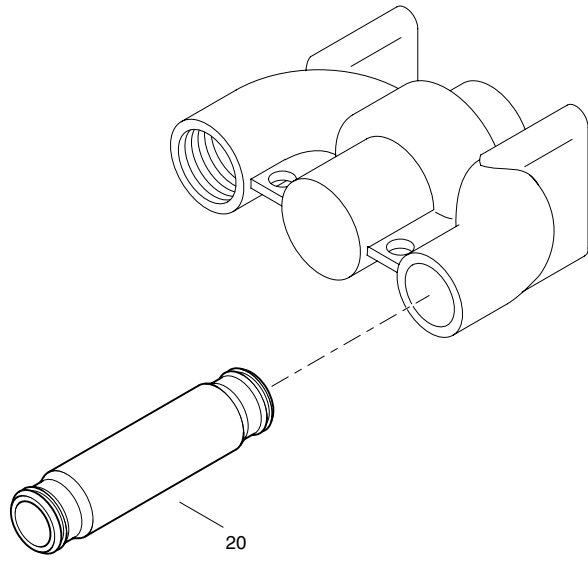
REF	PART NUMBER	DESIGNATION	QTY
-	1604 0847 83	REGULATING VALVE	
•20	1604 0847 02	HOUSING	1
•30	2252 4197 00	SPRING	1
•40	0517 1420 00	BEARING BALL	1
•50	2252 4060 00	MEMBRANE	1
•60	0663 6112 00	O-RING	1
•70	0663 3132 00	O-RING	1
•80	2252 4058 00	SPRING GUIDE	1
•90	2252 1428 00	SPRING	1
•100	2252 4059 01	SPRING SEAT	1
•110	0663 3131 00	O-RING	1
•120	1604 0848 02	SPRING COVER	1
•130	0266 2110 00	HEXAGON NUT	1
•140	1604 0849 02	SCREW	1
•150	0147 1247 03	HEX. HEAD SCREW	4
•160	1604 0850 03	HANDLE	1
•170	2252 4057 00	BALL CAGE	1



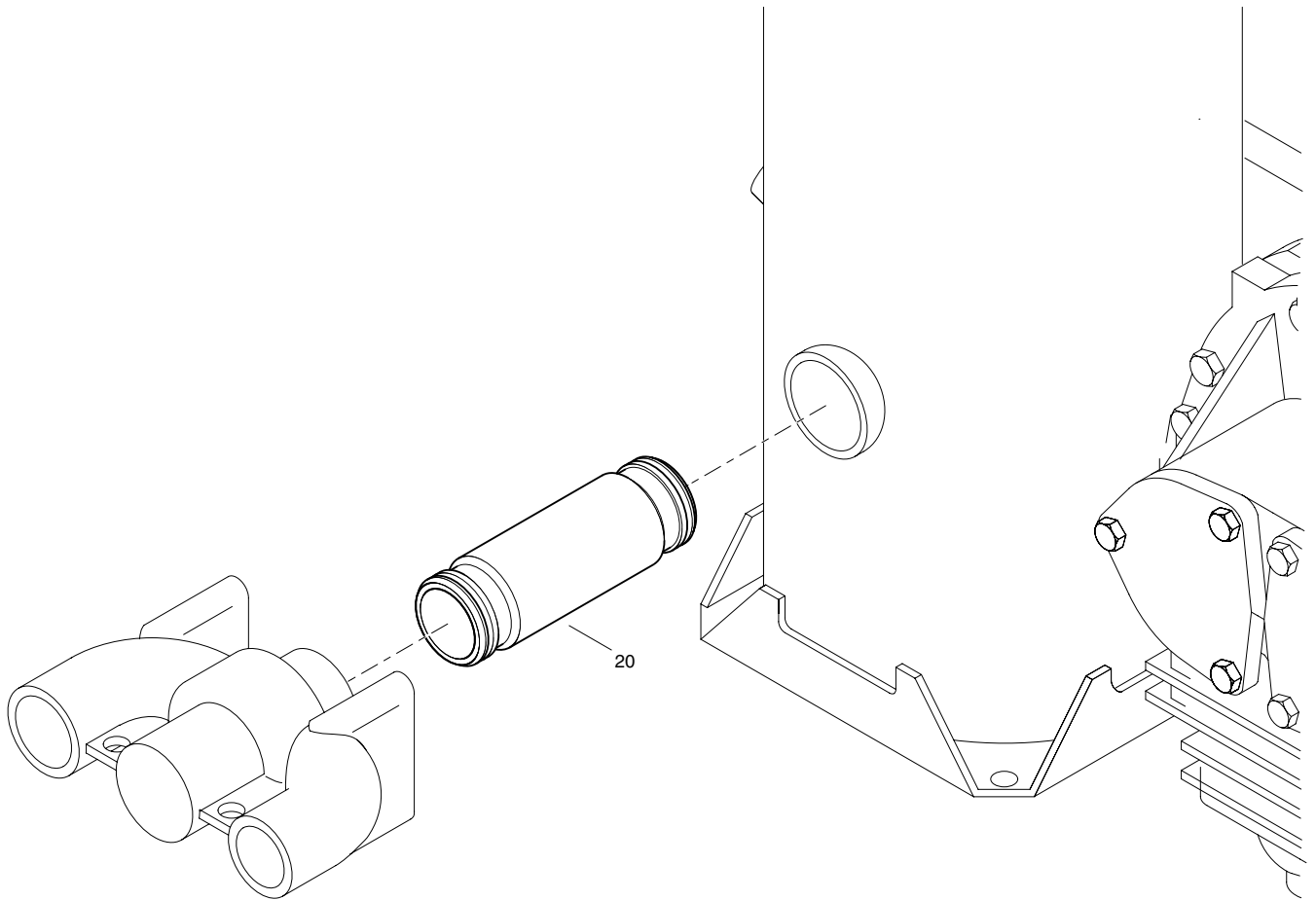
REF	PART NUMBER	DESIGNATION	QTY
-	1604 0847 84	REGULATING VALVE ASSY	
•20	1604 0847 03	HOUSING	1
•30	2252 4197 00	SPRING	1
•40	0517 1420 00	BEARING BALL	1
•50	2252 4060 00	MEMBRANE	1
•60	0663 6112 00	O-RING	1
•70	0663 3132 00	O-RING	1
•80	2252 4058 00	SPRING GUIDE	1
•90	2252 1428 00	SPRING	1
•100	2252 4059 01	SPRING SEAT	1
•110	0663 3131 00	O-RING	1
•120	1604 0848 03	SPRING COVER	1
•130	0266 2110 00	HEXAGON NUT	1
•140	1604 0849 02	SCREW	1
•150	0147 1247 03	HEX. HEAD SCREW	4
•160	1604 0850 03	HANDLE	1
•170	2252 4057 00	BALL CAGE	1



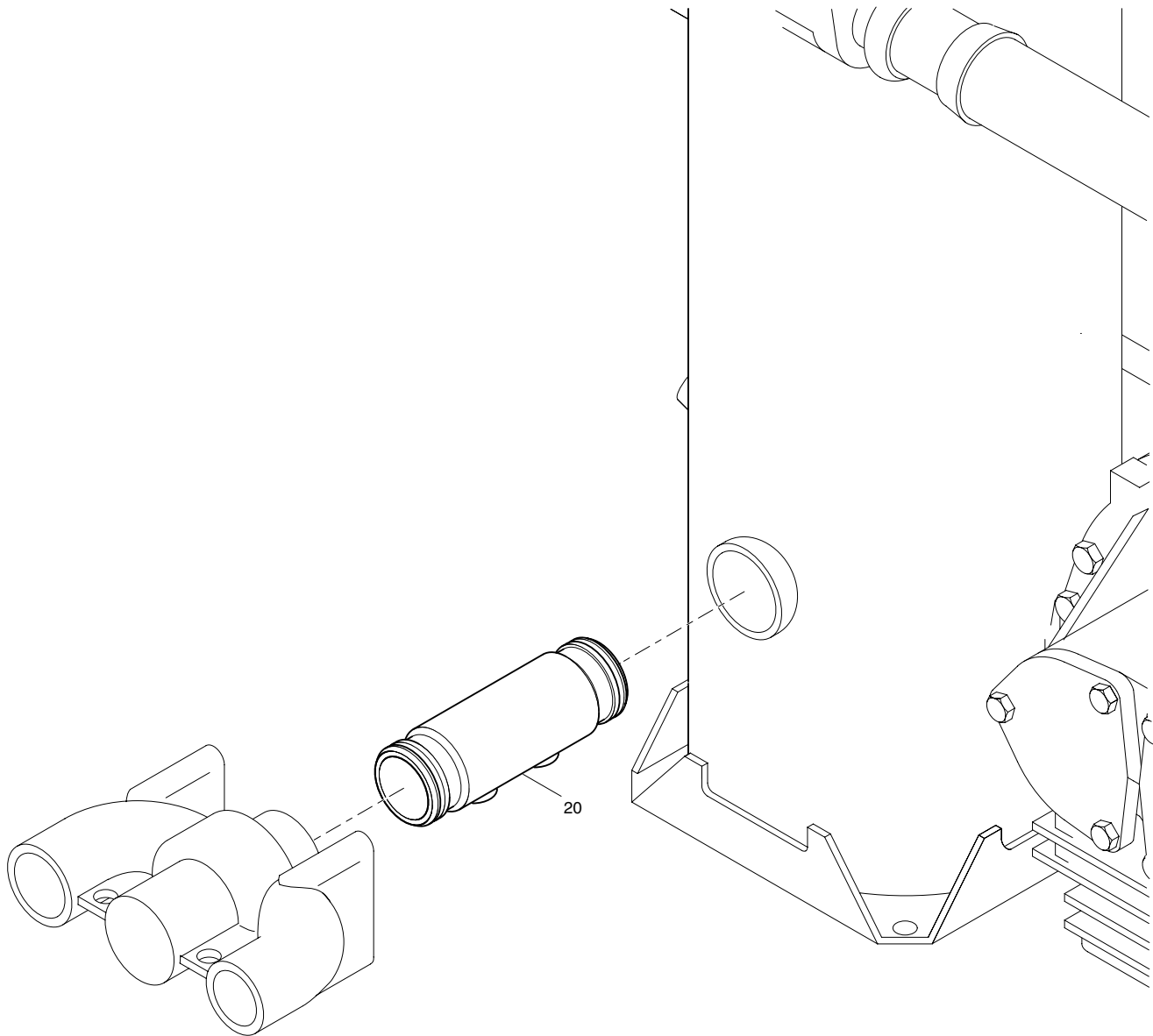
REF	PART NUMBER	DESIGNATION	QTY
-	1604 0352 82	PRESSURE VESSEL	
•20	0129 3115 00	BLIND RIVET	4
•25	2250 2528 00	PLUG SCREW	1
•30	0653 1227 00	FLAT GASKET	1
•35	0147 1403 20	HEX. HEAD SCREW	12
•40	1604 0386 00	COVER	1
•45	0663 2109 49	O-RING	1
•50	1604 0352 00	VESSEL	1
•55	0661 1033 00	SEALING WASHER	1
•60	0686 3716 02	HEXAGON PLUG	1



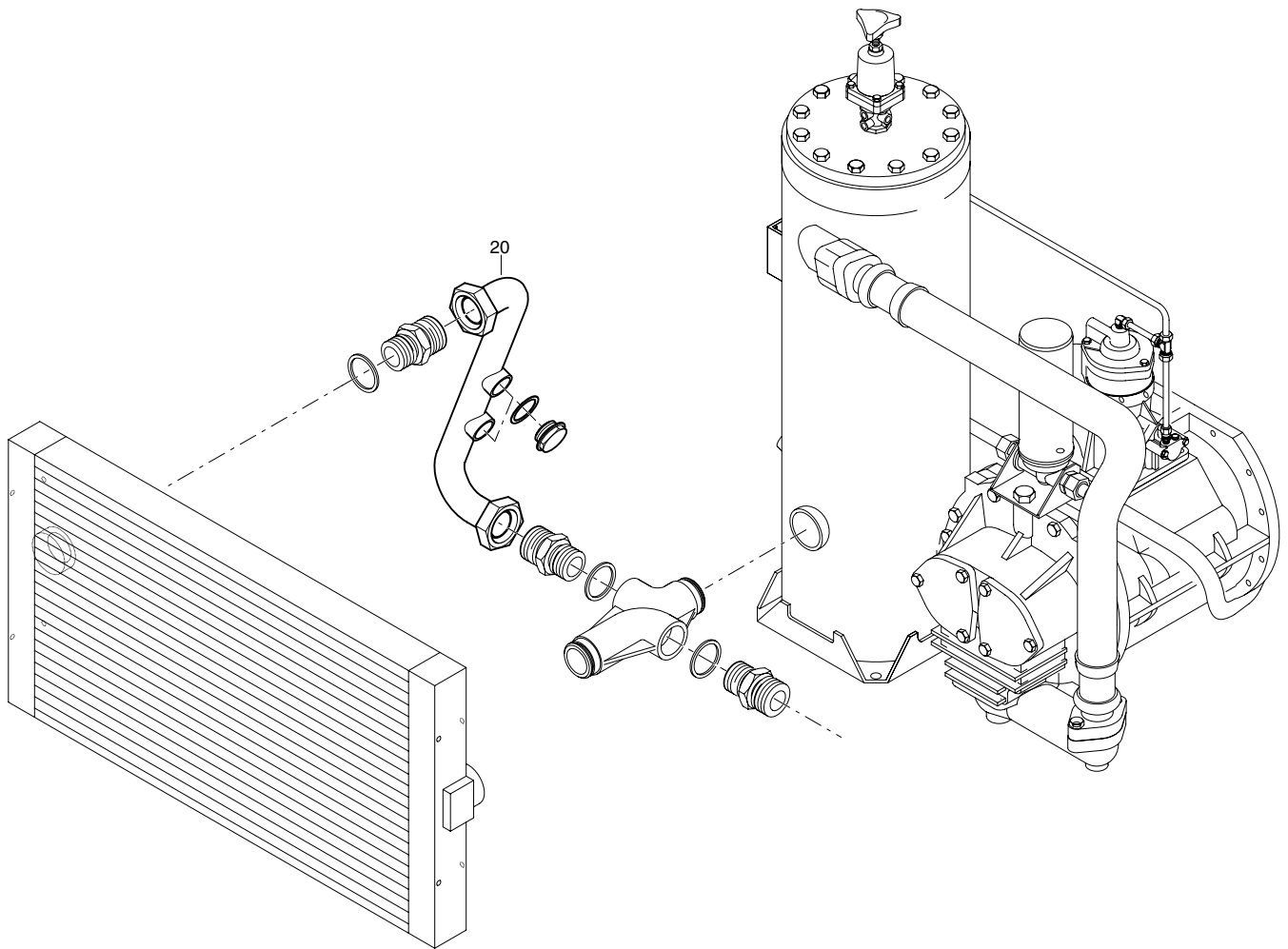
REF	PART NUMBER	DESIGNATION	QTY
20	1604 0405 00	PIPE	1



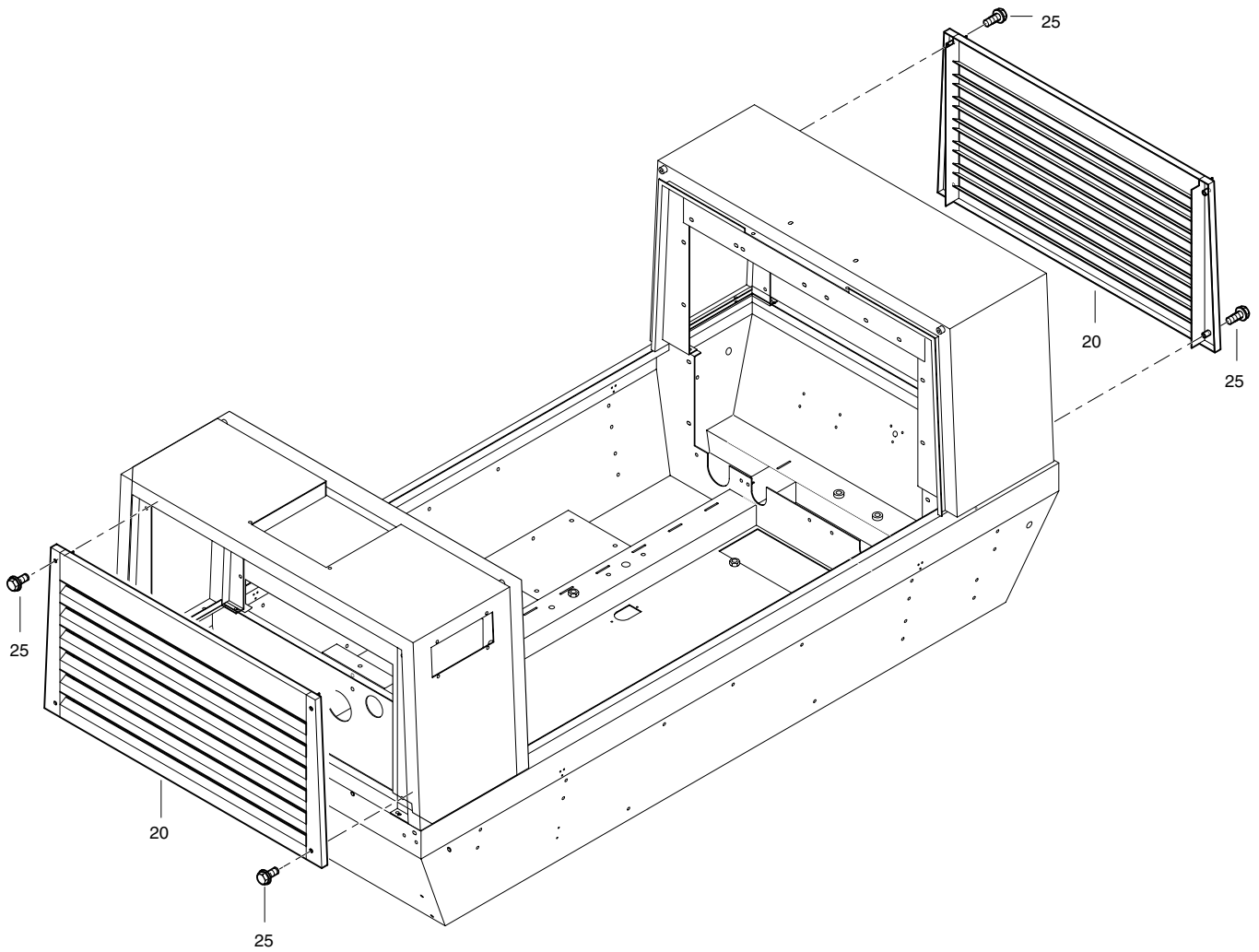
REF	PART NUMBER	DESIGNATION	QTY
20	1604 0403 00	PIPE	1



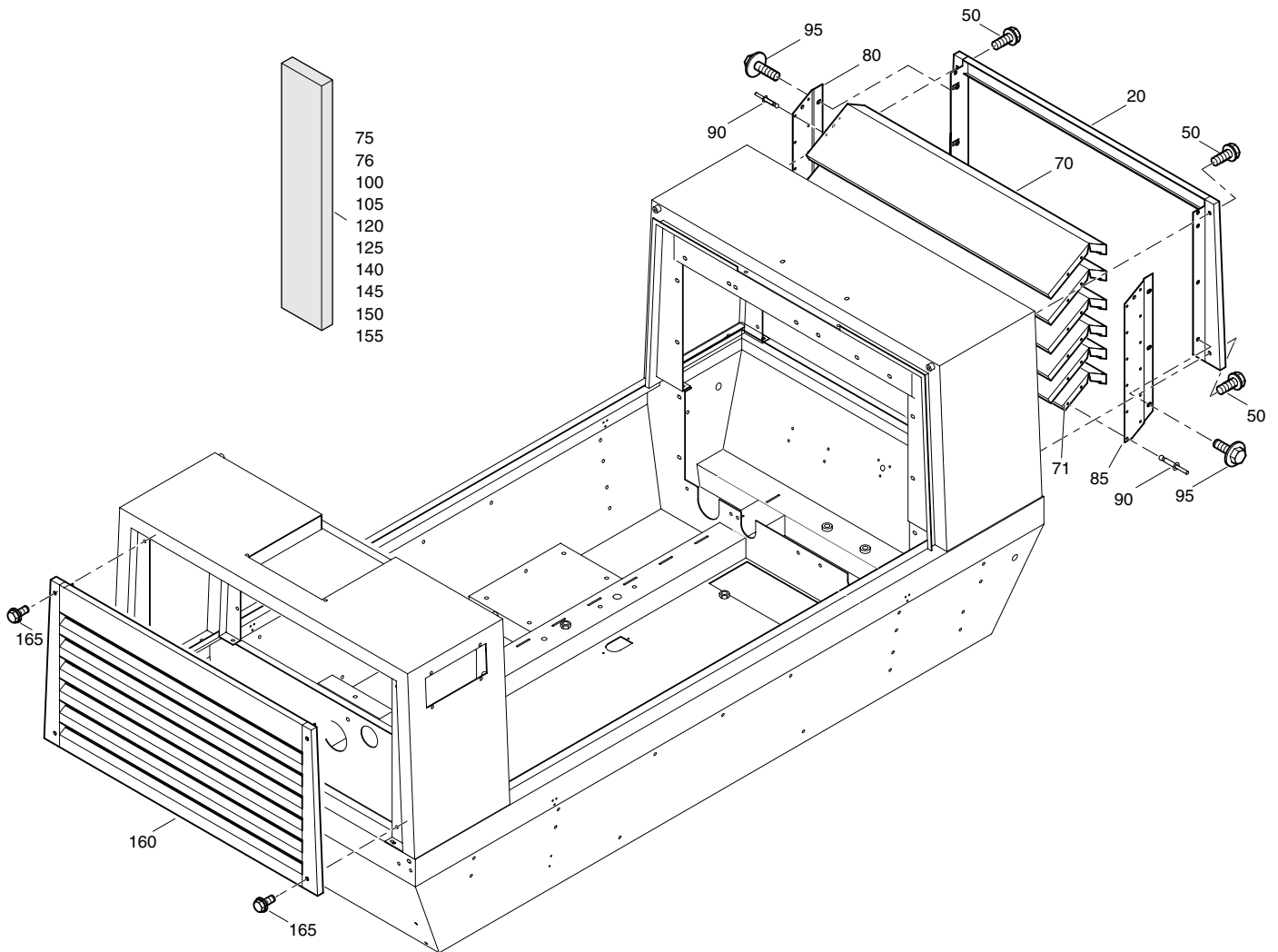
REF	PART NUMBER	DESIGNATION	QTY
20	1604 0414 01	PIPE	1



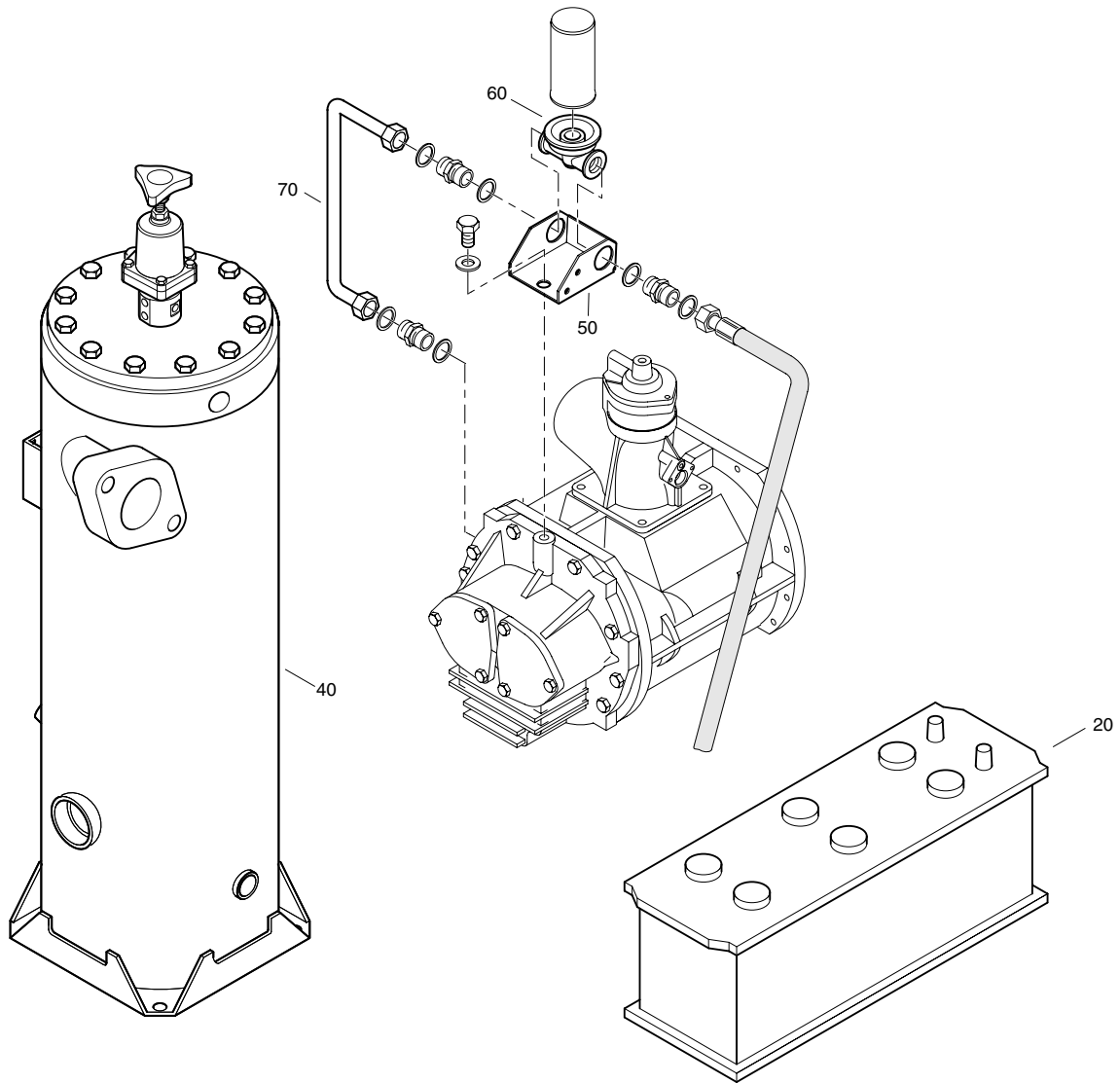
REF	PART NUMBER	DESIGNATION	QTY
20	1604 0525 03	PIPE	1



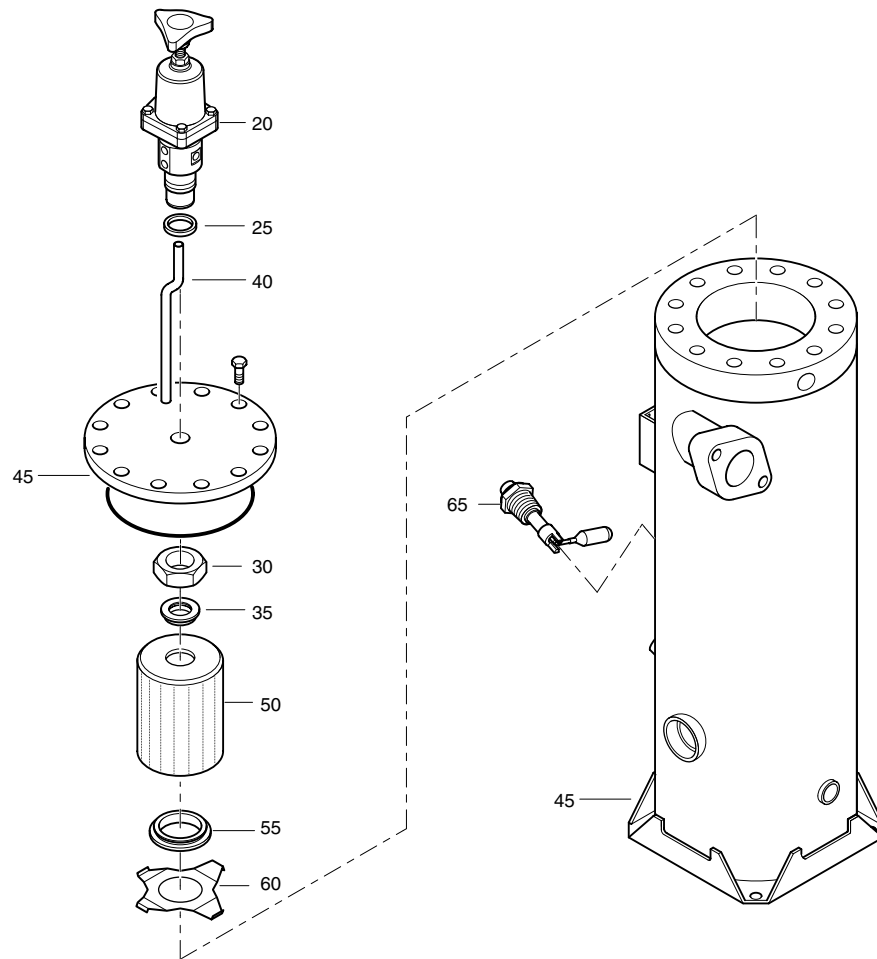
REF	PART NUMBER	DESIGNATION	QTY
20	1604 0424 00	BAFFLE	2
25	1619 5337 03	BOLT	8



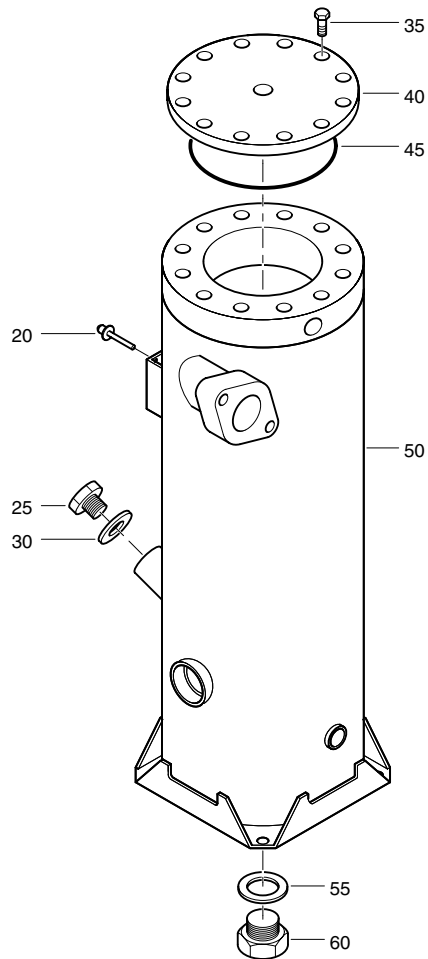
REF	PART NUMBER	DESIGNATION	QTY	REF	PART NUMBER	DESIGNATION	QTY
20	1604 0425 03	BAFFLE	1	-	1079 0003 32	SILENCING FOAM 2000 mm x 1500 mm x 30 mm	
50	1619 5337 03	BOLT	4	-	1079 0001 91	SILENCING FOAM 2000 mm x 1500 mm x 40 mm	
70	1604 0427 02	PLATE	5	-	1079 0003 33	SILENCING FOAM 2000 mm x 1500 mm x 50 mm	
71	1604 0286 00	BAFFLE	1				
75	-	SILENCING FOAM	5				
76	-	SILENCING FOAM	1				
80	1604 0426 02	PLATE	1				
85	1604 0428 02	PLATE	1				
90	0129 3174 01	BLIND RIVET	24				
95	1615 5664 00	SCRAPER BOLT	6				
100	-	SILENCING FOAM	1				
105	-	SILENCING FOAM	1				
120	-	SILENCING FOAM	2				
125	-	SILENCING FOAM	1				
140	-	SILENCING FOAM	2				
145	-	SILENCING FOAM	2				
150	-	SILENCING FOAM	1				
155	-	SILENCING FOAM	1				
160	1604 0424 00	BAFFLE	1				
165	1619 5337 03	BOLT	4				



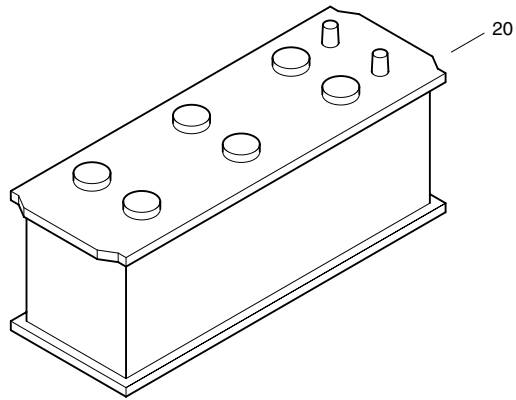
REF	PART NUMBER	DESIGNATION	QTY
20	0926 5400 12	BATTERY	1
40	1604 0382 90	OIL SEPARATOR (For details see page 65)	1
50	1604 0374 02	BRACKET	1
60	1613 6828 00	FILTER HEAD	1
70	1604 0377 00	PIPE	1



REF	PART NUMBER	DESIGNATION	QTY
-	1604 0382 90	OIL SEPARATOR	
•20	1604 0847 84	REGUL VALVE ASSY (For details see page 56)	1
•25	0661 1049 00	SEALING WASHER	1
•30	0623 2106 03	BACKNUT	1
•35	1615 7695 00	SEAL	1
•40	1604 0385 01	TUBE	1
•45	1604 0351 90	PRESSURE VESSEL (For details see page 66)	1
•50	1604 0382 01	OIL.SEP.ELEMENT	1
•55	1604 0383 00	SEAL (OIL SEPARATOR)	1
•60	1604 0384 02	RETAINER	1
•65	1616 5108 00	LEVEL GAUGE	1

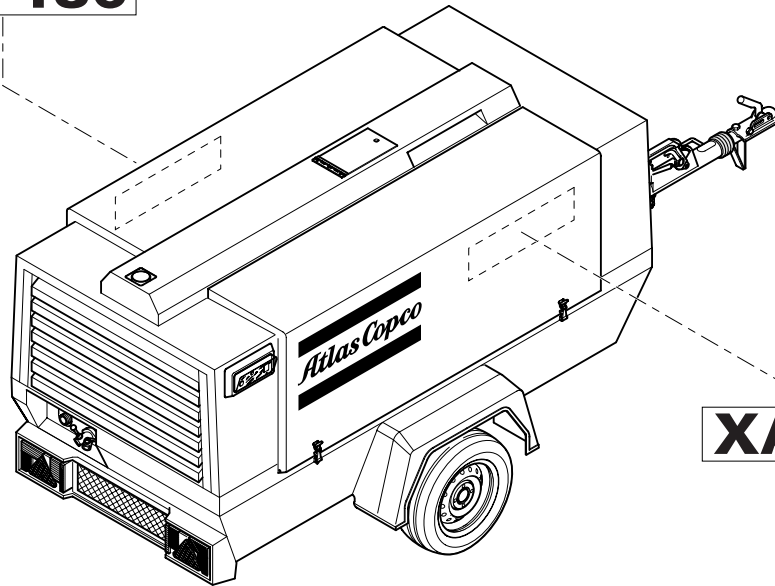


REF	PART NUMBER	DESIGNATION	QTY
-	1604 0351 90	PRESSURE VESSEL	
•20	0129 3115 00	BLIND RIVET	4
•25	2250 2528 00	PLUG SCREW	1
•30	0653 1227 00	FLAT GASKET	1
•35	0147 1403 20	HEX. HEAD SCREW	12
•40	1604 0386 00	COVER	1
•45	0663 2109 49	O-RING	1
•50	1604 0351 00	VESSEL	1
•55	0661 1033 00	SEALING WASHER	1
•60	0686 3716 02	HEXAGON PLUG	1



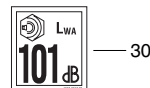
REF	PART NUMBER	DESIGNATION	QTY
20	0926 5400 12	BATTERY	1

XAS 136 — 20



XAS 136 — 20

Atlas Copco		XAHS 106, XATS 116, XA(s) 126, XA(S) 136	
SERVICE PAK			
	500 h	2912 4388 05	
	1000 h (or yearly)	2912 4390 06	
	XAHS 106	2912 4389 06	
	Other units	2912 4389 06	
PAROIL M (Mineral Compressor Oil)			
	5 L (1.3 US gal)	1615 5947 00	— 60
	20 L (5.2 US gal)	1615 5948 00	
	208 L (55 US gal)	1615 4949 00	
PAROIL S (Synthetic Compressor Oil)			
	5 L (1.3 US gal)	1615 5950 00	— 60
	20 L (5.2 US gal)	1615 5951 00	
	208 L (55 US gal)	1615 4952 00	
PAROIL SAE 15W40 (Engine Oil)			
	5 L (1.3 US gal)	1615 5953 00	— 60
	20 L (5.2 US gal)	1615 5954 00	
	208 L (55 US gal)	1615 4955 00	
SEPARATOR KIT			
		2911 0075 00	

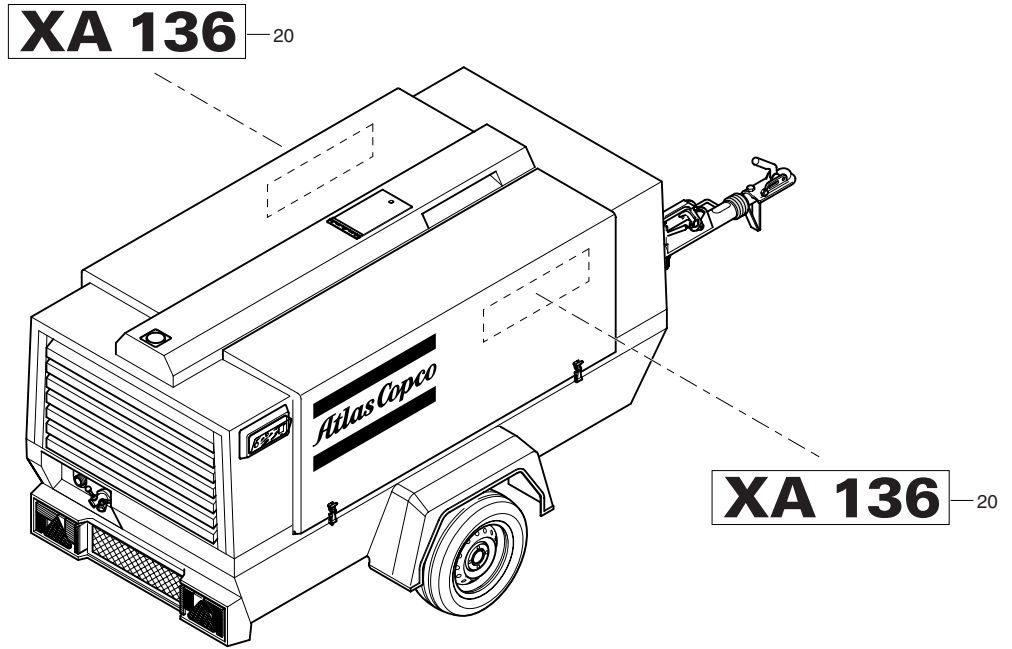


— 40

EU DECLARATION OF CONFORMITY	
Model:	
Serial number:	
Manufacturer:	ATLAS COPCO
Product:	Compressor
Standard:	EN ISO 1684 1240 03

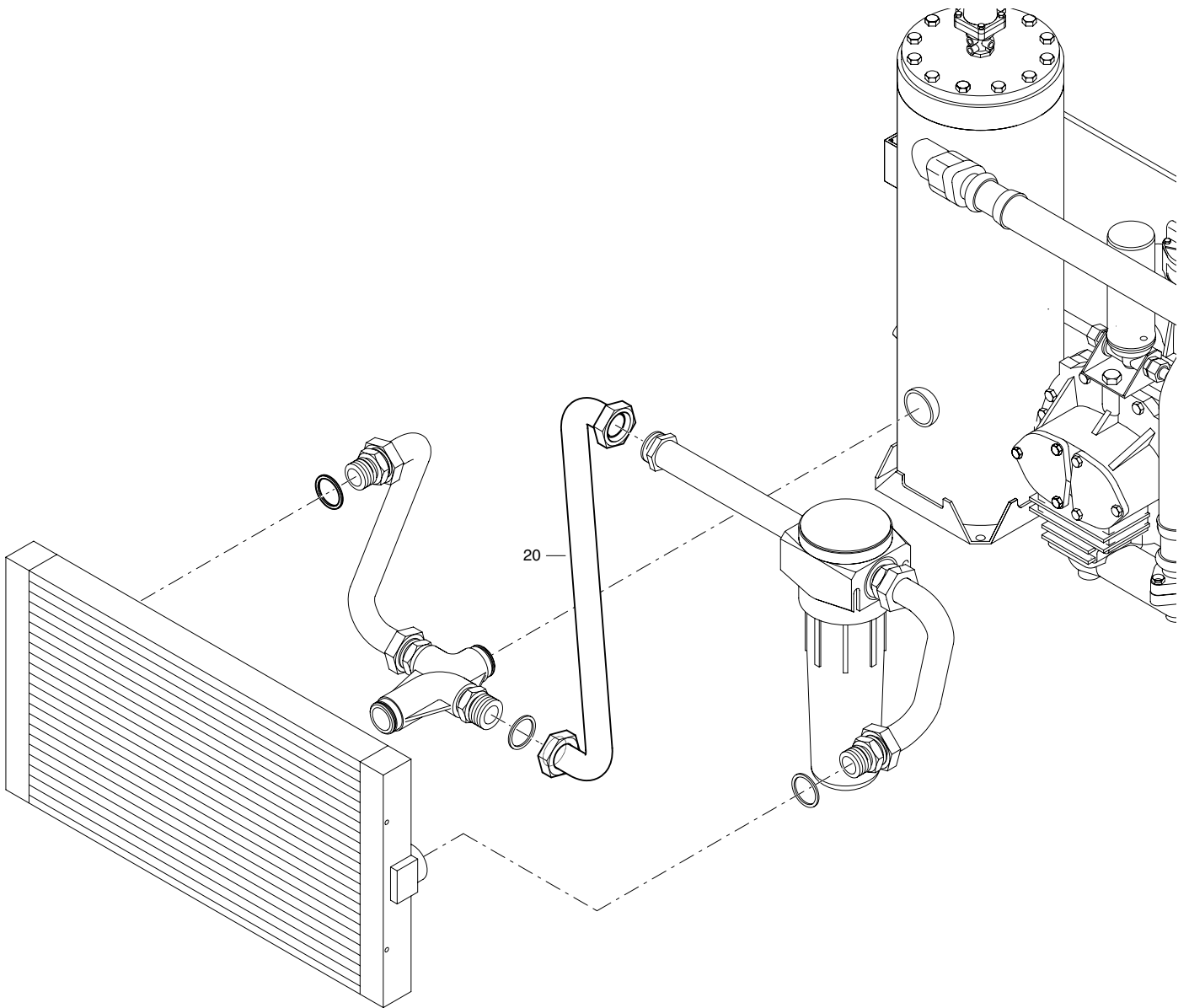
CERTIFICATE
CE

REF	PART NUMBER	DESIGNATION	QTY
20	1604 1898 00	DECAL XAS136	2
30	1604 3317 02	LABEL NOISE 101LWA	1
40	1604 3240 00	CERTIFICATE CE PED OND	1
60	1079 9923 44	INFORMATION LABEL	1

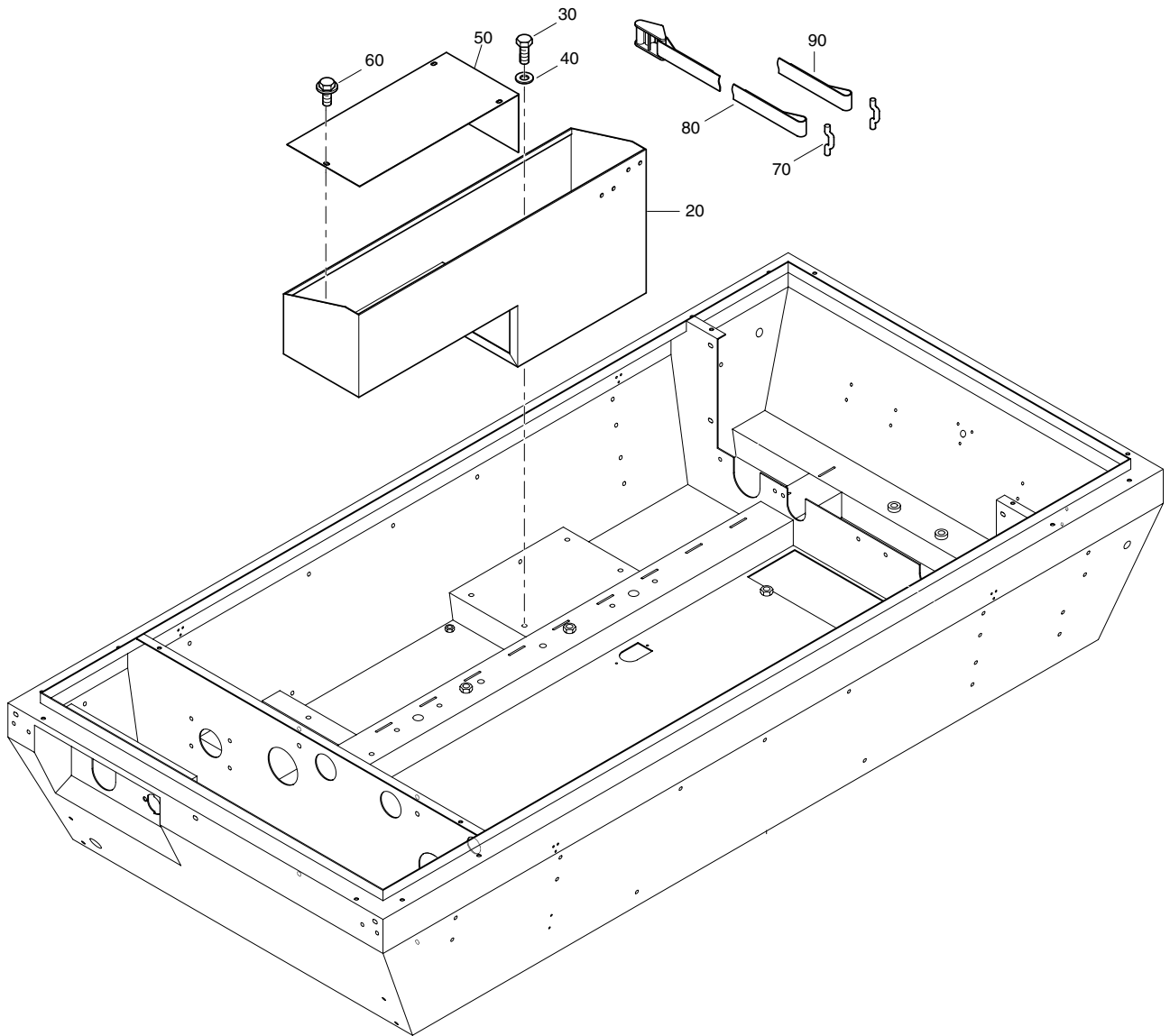


Atlas Copco		
XAHS 106, XATS 116, XA(s) 126, XA(S) 136		
SERVICE PAK		
500 h		2912 4388 05
1000 h (or yearly)		2912 4390 06
XAHS 106		2912 4389 06
Other units		2912 4389 06
PAROIL M (Mineral Compressor Oil)		
5 L (1.3 US gal)		1615 5947 00
20 L (5.2 US gal)		1615 5948 00
208 L (55 US gal)		1615 4949 00
PAROIL S (Synthetic Compressor Oil)		
5 L (1.3 US gal)		1615 5950 00
20 L (5.2 US gal)		1615 5951 00
208 L (55 US gal)		1615 4952 00
PAROIL SAE 15W40 (Engine Oil)		
5 L (1.3 US gal)		1615 5953 00
20 L (5.2 US gal)		1615 5954 00
208 L (55 US gal)		1615 4955 00
SEPARATOR KIT		
		2911 0075 00

REF	PART NUMBER	DESIGNATION	QTY
20	1604 2235 00	DECAL XA136	2
60	1079 9923 44	INFORMATION LABEL	1

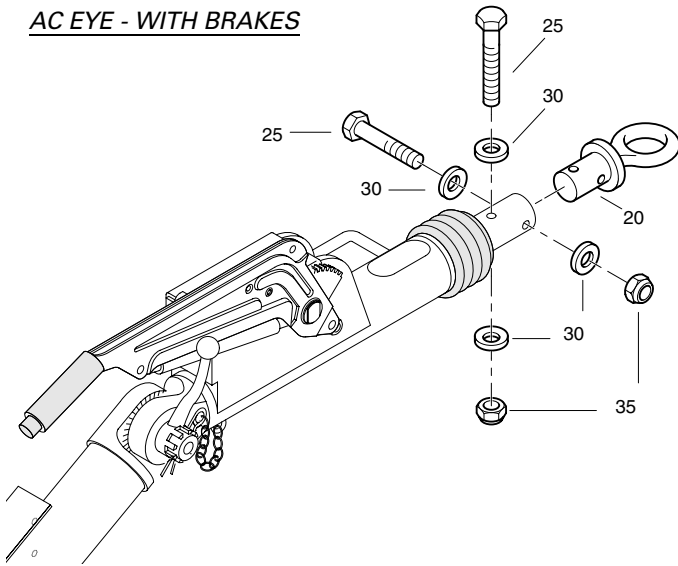


REF	PART NUMBER	DESIGNATION	QTY
20	1604 0539 00	PIPE	1



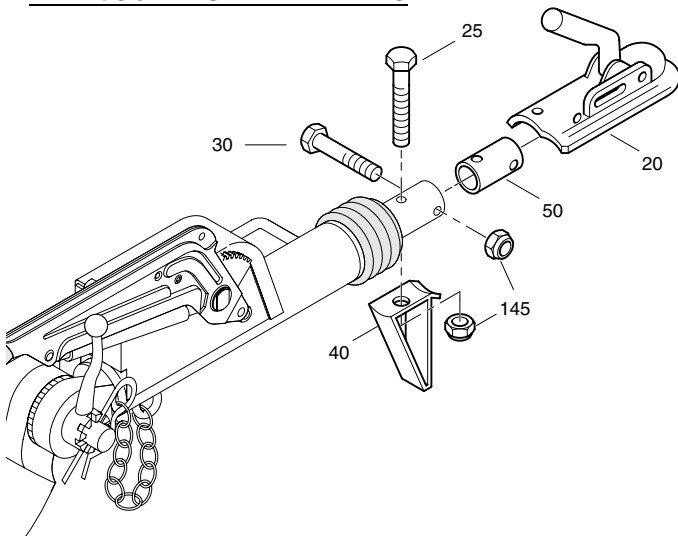
REF	PART NUMBER	DESIGNATION	QTY
20	1604 0258 02	TOOL BOX	1
30	0147 1398 03	HEX. HEAD SCREW	4
40	0301 2358 00	PLAIN WASHER	4
50	1604 0259 01	COVER	1
60	1619 2766 00	BOLT	3
70	1616 4613 00	RETAINER	4
80	1616 4614 00	NYLON BAND	2
90	1616 4615 00	NYLON BAND	2

OPTION

AC EYE - WITH BRAKES

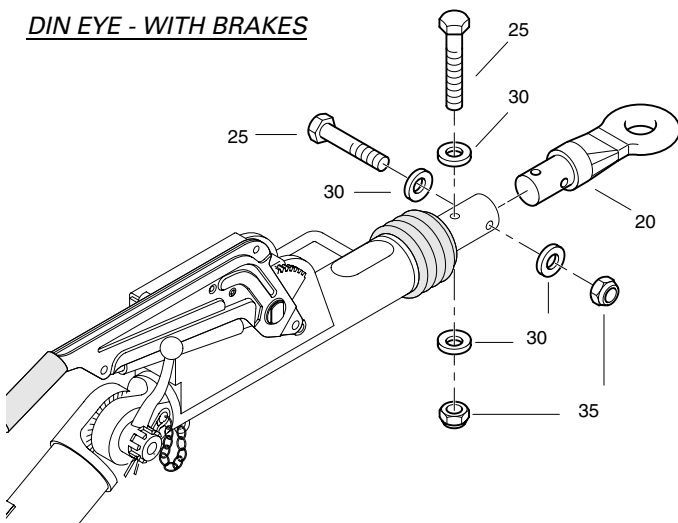
REF	PART NUMBER	DESIGNATION	QTY
20	1614 4368 00	A.C. EYE	1
25	1202 9844 02	BOLT	2
30	1202 9845 00	WASHER	4
35	0291 1185 13	LOCKNUT	2

1611 7701 12/00

BALL COUPLING - WITH BRAKES

REF	PART NUMBER	DESIGNATION	QTY
20	1619 7273 00	BALL COUPLING	1
25	1202 9844 05	BOLT	1
30	1202 9844 02	BOLT	1
40	1619 7213 00	SUPPORT	1
50	1202 9732 00	BUSH	1
145	0291 1185 13	LOCKNUT	2

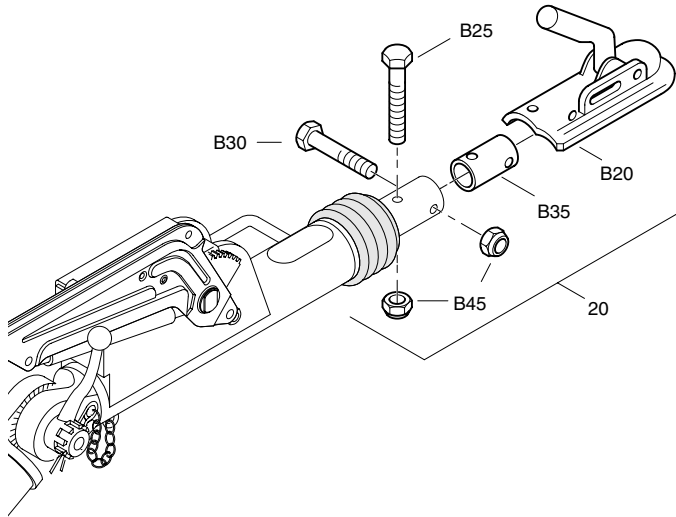
1611 7701 39/00

DIN EYE - WITH BRAKES

REF	PART NUMBER	DESIGNATION	QTY
20	1614 4392 00	DIN EYE	1
25	1202 9844 02	BOLT	2
30	1202 9845 00	WASHER	4
35	0291 1185 13	LOCKNUT	2

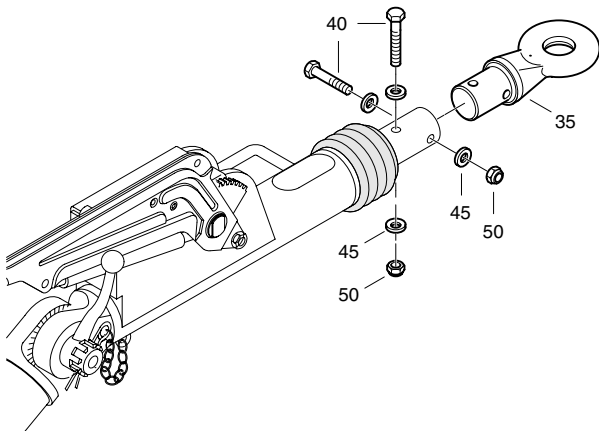
1611 7702 12/00

OPTION

BALL COUPLING - BRAKES LOOSE

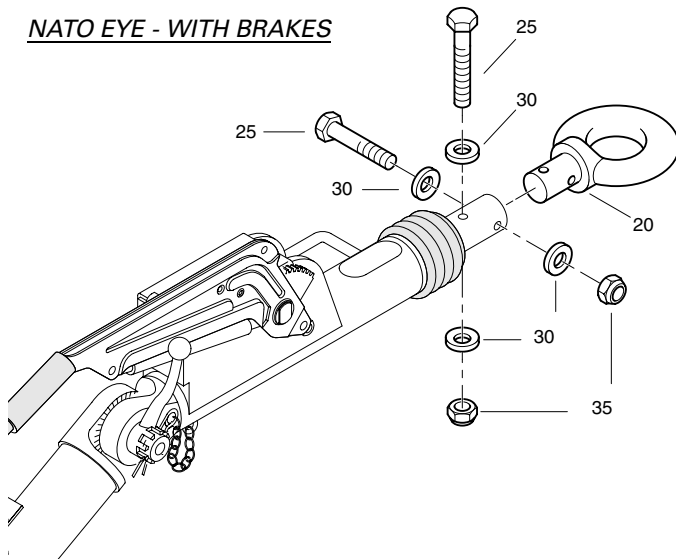
REF	PART NUMBER	DESIGNATION	QTY
20	1619 7273 80	BALL COUPLING	1
•B20	1619 7273 00	BALL COUPLING	1
•B25	0147 1412 03	HEXAGON HEAD SCREW	1
•B30	0147 1411 03	HEXAGON HEAD SCREW	1
•B35	1202 9732 00	BUSH	2
•B45	0291 1112 00	LOCKNUT	2

1611 7703 84/00

ITA EYE - WITH BRAKES

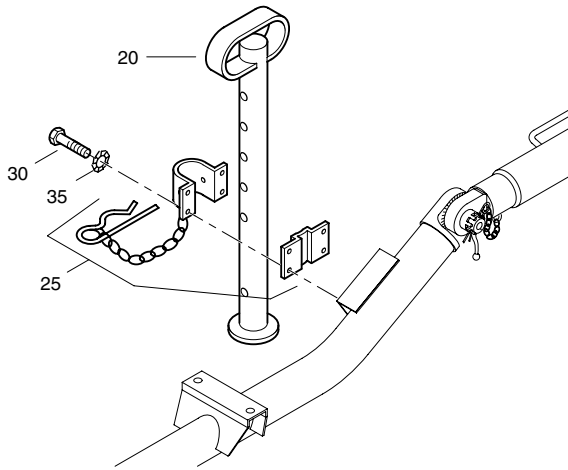
REF	PART NUMBER	DESIGNATION	QTY
35	1615 6820 02	TOWING EYE	1
40	1202 9844 02	BOLT	2
45	1202 9845 00	WASHER	4
50	0291 1185 13	LOCKNUT	2

1611 7704 12/04

NATO EYE - WITH BRAKES

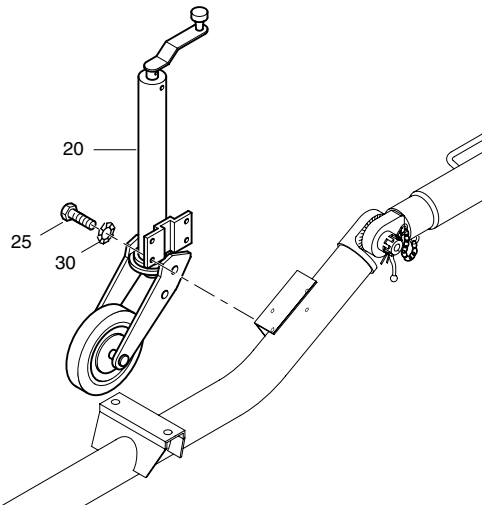
REF	PART NUMBER	DESIGNATION	QTY
20	1614 4678 00	NATO EYE	1
25	1202 9844 02	BOLT	2
30	1202 9845 00	WASHER	4
35	0291 1185 13	LOCKNUT	2

1611 7707 12/00

OPTIONSUPPORT LEG - WITH BRAKES

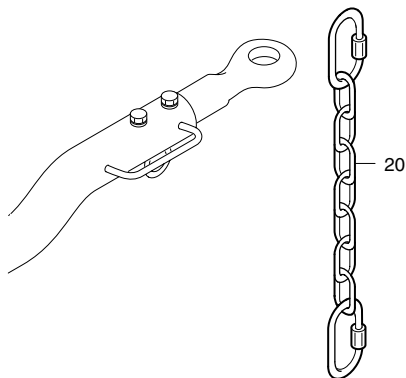
REF	PART NUMBER	DESIGNATION	QTY
20	1615 7752 01	FOOT	1
25	1615 7751 00	CLAMP ASSY	1
30	0147 1364 03	HEX. HEAD SCREW	4
35	0333 3232 00	LOCK WASHER	4

1611 7720 27/01

JOCKEY WHEEL

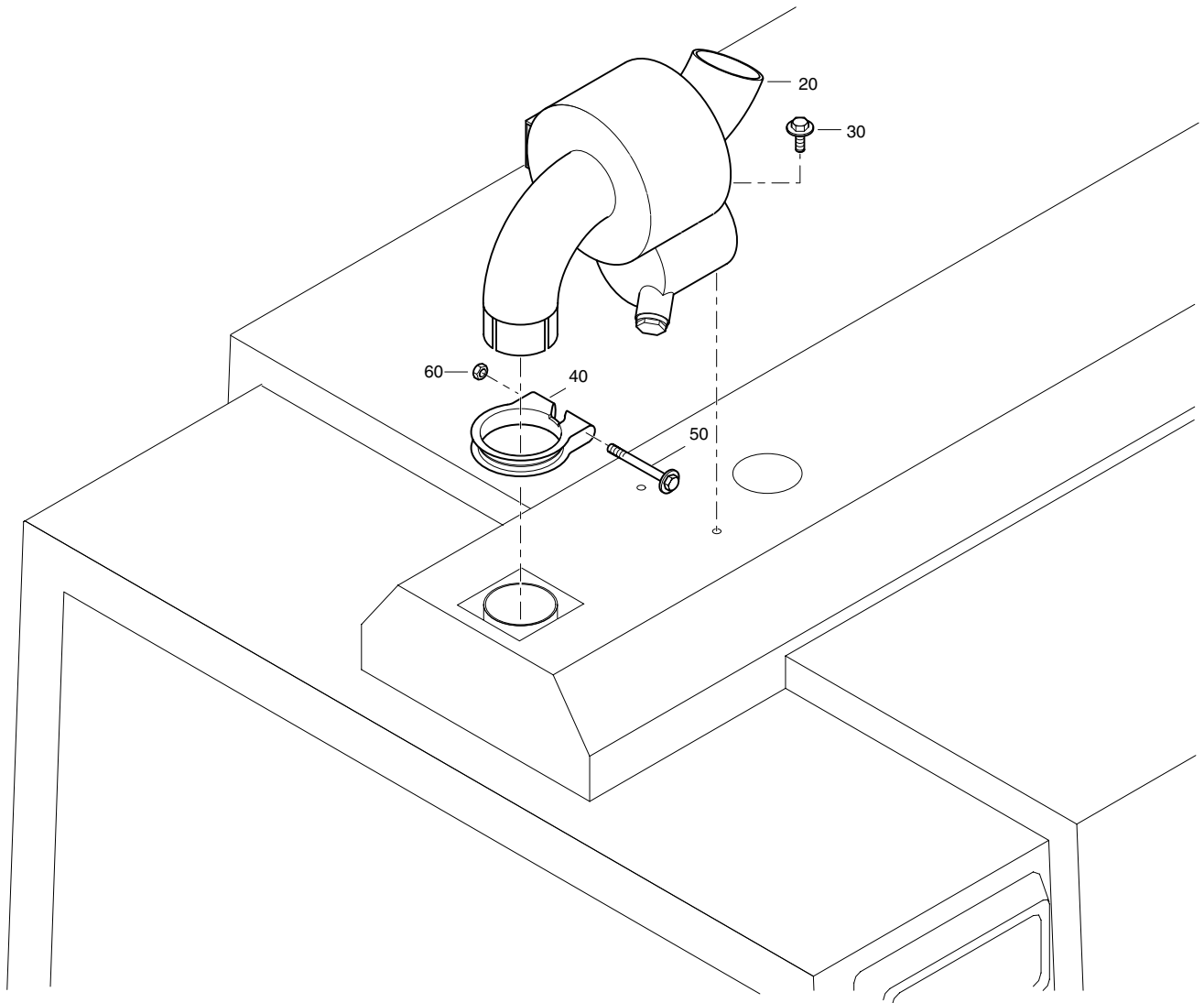
REF	PART NUMBER	DESIGNATION	QTY
20	1615 7769 00	SWIVEL WHEEL	1
25	0147 1362 03	HEX. HEAD SCREW	4
30	0333 3232 00	LOCK WASHER	4

1611 7721 27/00

SAFETY CHAIN CE

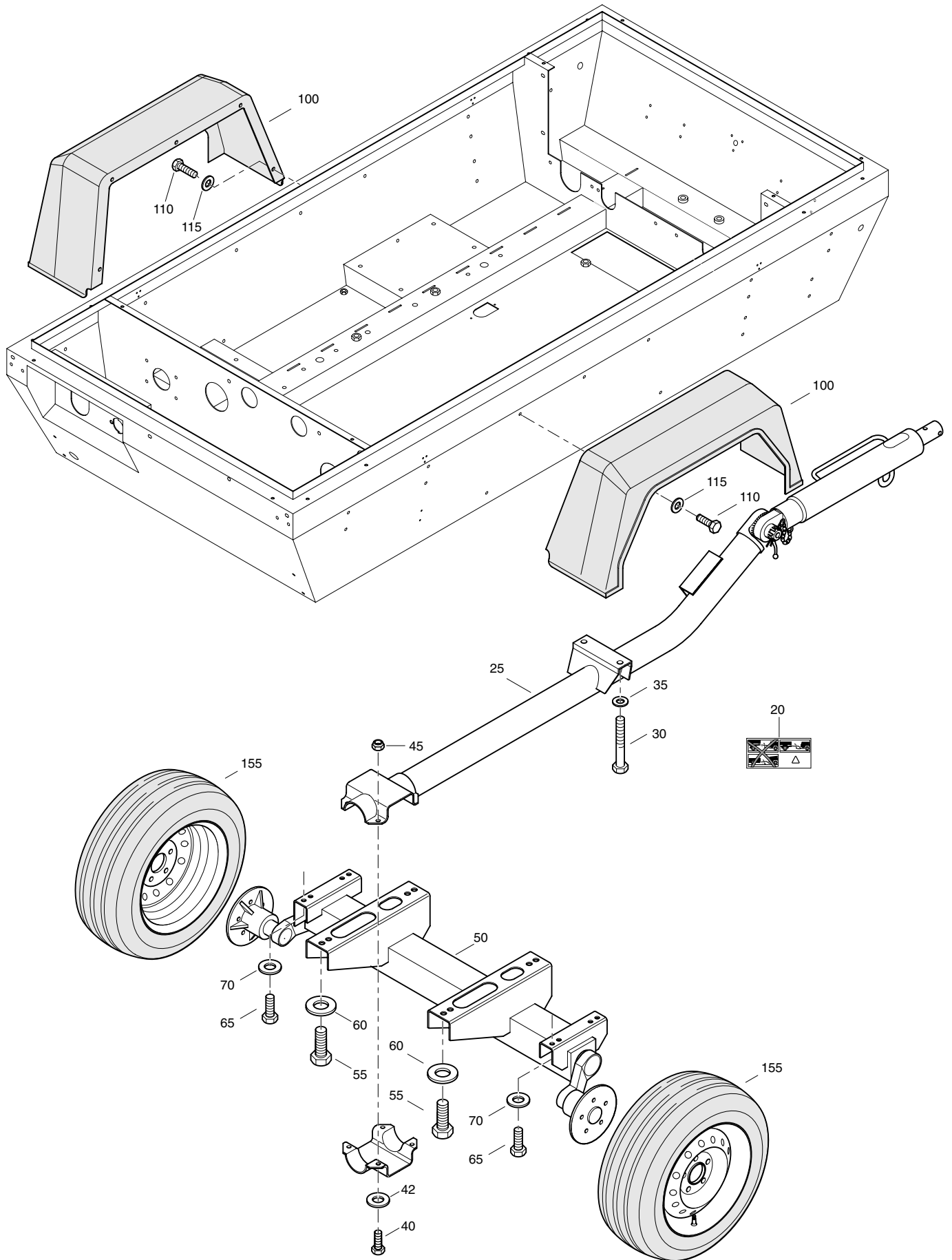
REF	PART NUMBER	DESIGNATION	QTY
20	1604 1575 80	CHAIN ASSY	1

1611 7722 27/02



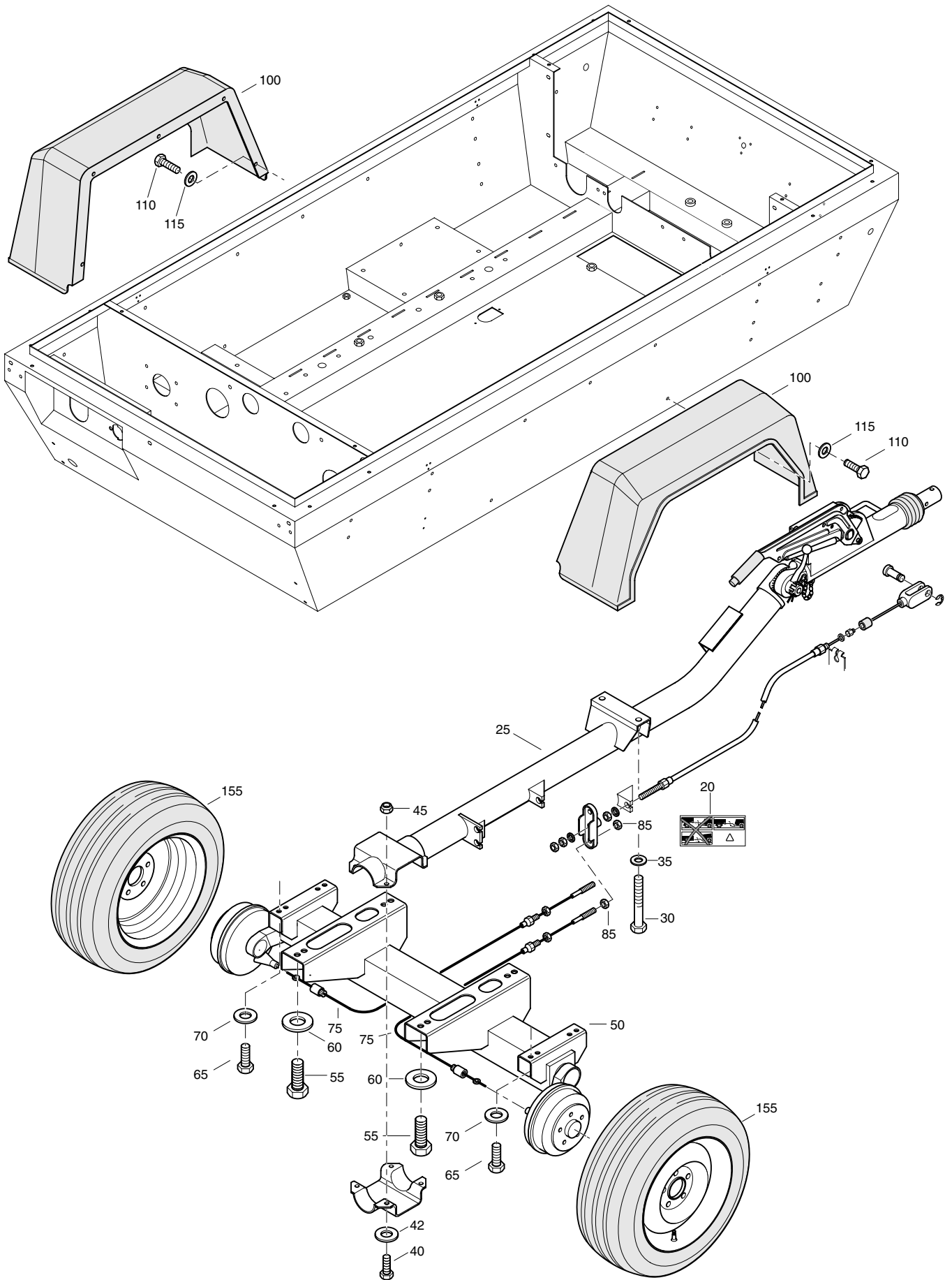
REF	PART NUMBER	DESIGNATION	QTY
20	1604 0568 00	SPARK ARRESTOR	1
30	1615 5664 00	SCRAPER BOLT	2
40	0346 3001 05	PIPE CLAMP	1
50	0147 1362 03	HEX. HEAD SCREW	1
60	0266 2111 00	HEXAGON NUT	1

OPTION



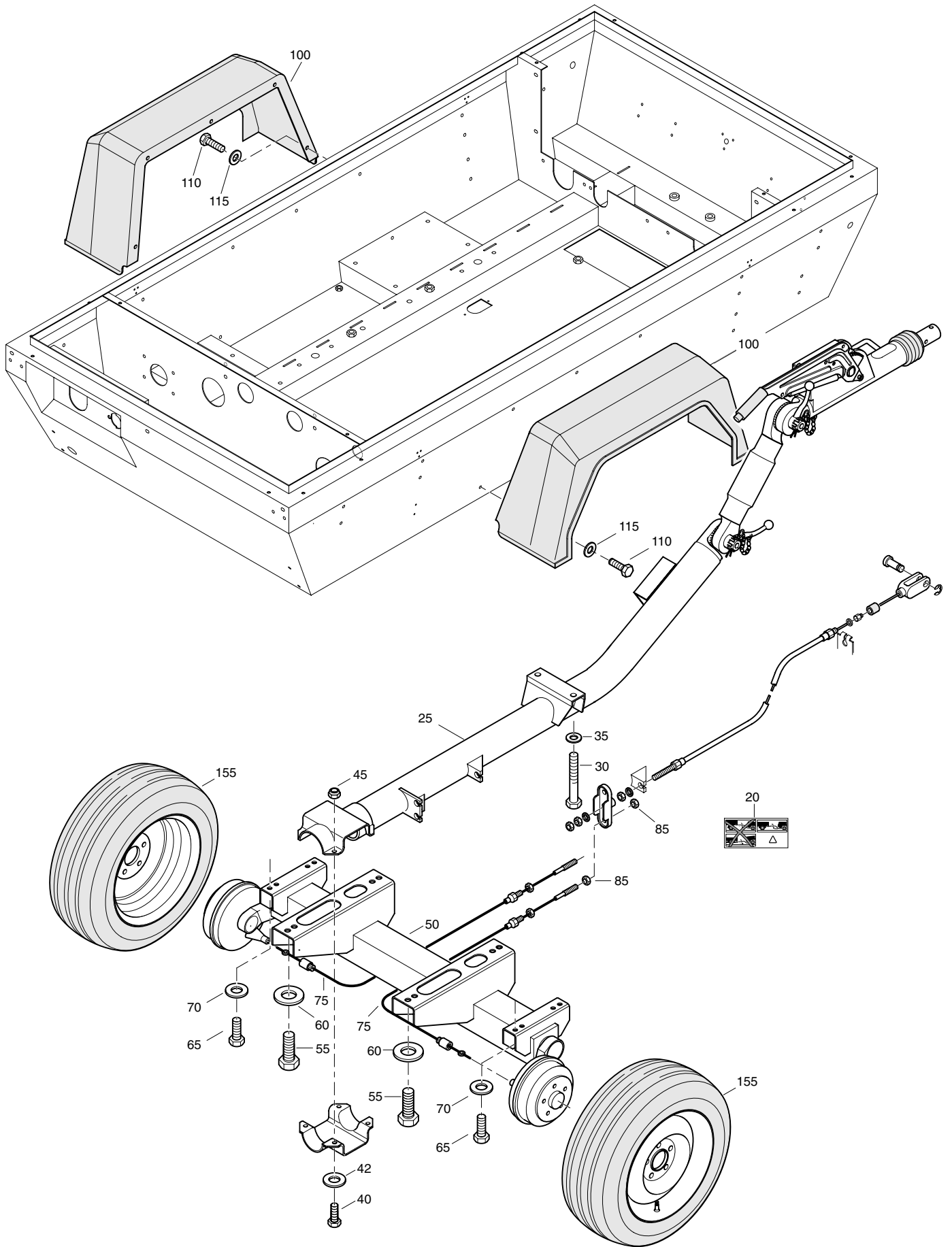
REF	PART NUMBER	DESIGNATION	QTY
20	1079 9902 00	WARNING LABEL	1
25	1604 0444 02	TOWBAR (FIXED-NO BRAKES) (For details see page 83)	1
30	0147 1489 15	HEX. HEAD SCREW	2
35	0301 2378 00	PLAIN WASHER	2
40	0147 1401 03	HEX. HEAD SCREW	4
42	0301 2358 00	PLAIN WASHER	4
45	0291 1112 00	LOCKNUT	4
50	1604 0441 02	AXLE (NO BRAKES) (For details see page 86)	1
55	0147 1958 96	HEX. HEAD SCREW	4
60	0301 2378 00	PLAIN WASHER	4
65	0147 1401 15	HEX. HEAD SCREW	4
70	0301 2358 00	PLAIN WASHER	4
100	1604 0451 01	MUDGUARD	2
110	1619 2766 00	BOLT	10
115	0300 8019 00	PLAIN WASHER	10
155	1604 0260 80	TYRE ASSY (For details see page 87)	2

OPTION



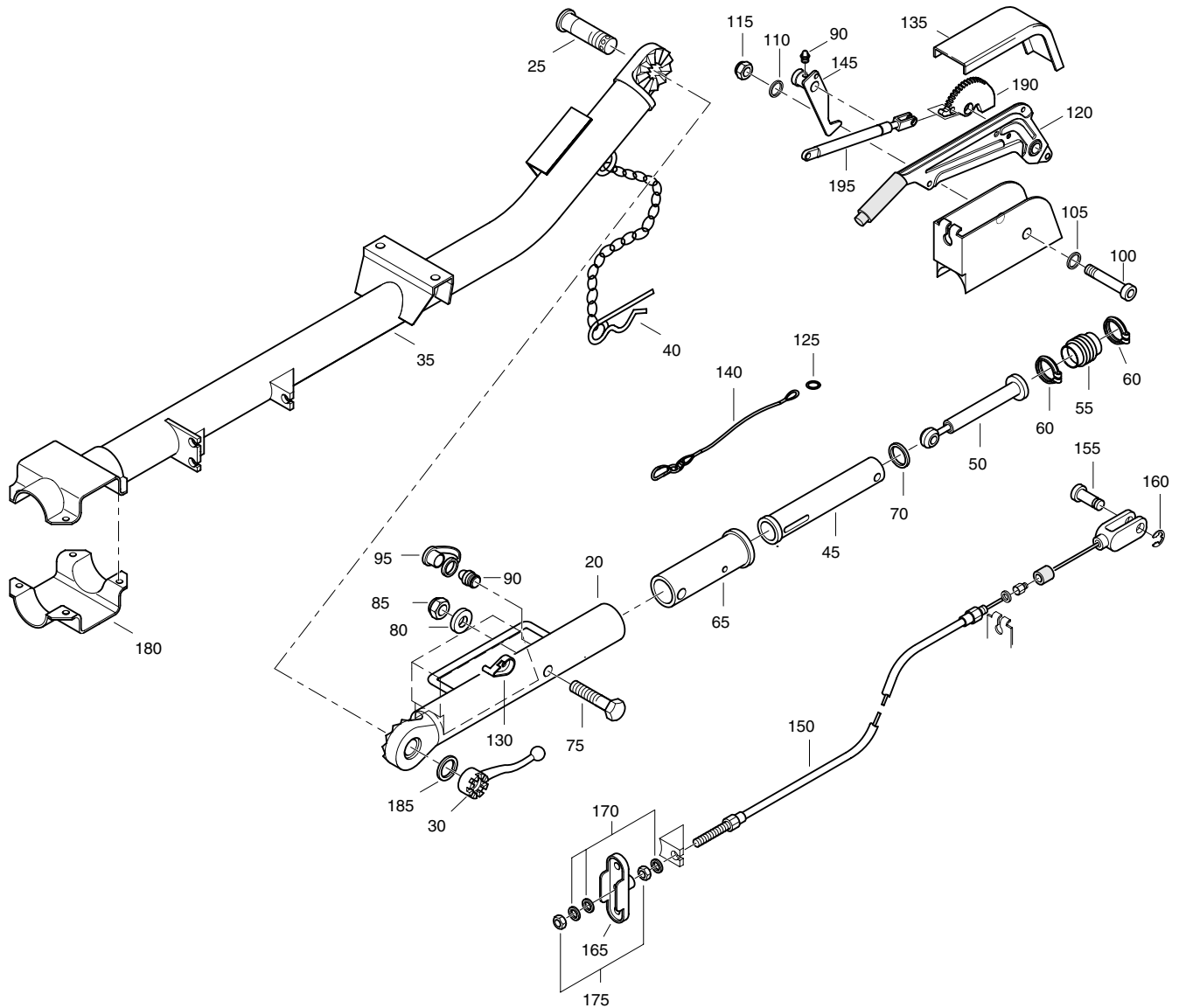
REF	PART NUMBER	DESIGNATION	QTY
20	1079 9902 00	WARNING LABEL	1
25	1604 0443 02	TOWBAR (FIXED-BRAKES)	1
		(For details see page 82)	
30	0147 1489 15	HEX. HEAD SCREW	2
35	0301 2378 00	PLAIN WASHER	2
40	0147 1401 03	HEX. HEAD SCREW	4
42	0301 2358 00	PLAIN WASHER	4
45	0291 1112 00	LOCKNUT	4
50	1604 0440 03	AXLE	1
		(For details see page 85)	
55	0147 1958 96	HEX. HEAD SCREW	4
60	0301 2378 00	PLAIN WASHER	4
65	0147 1401 15	HEX. HEAD SCREW	4
70	0301 2358 00	PLAIN WASHER	4
75	1604 0447 00	BRAKE CABLE	2
85	0266 2110 00	HEXAGON NUT	4
100	1604 0451 01	MUDGUARD	2
110	1619 2766 00	BOLT	10
115	0300 8019 00	PLAIN WASHER	10
155	1615 9784 80	TYRE ASSY 195R14	2
		(For details see page 88)	

OPTION

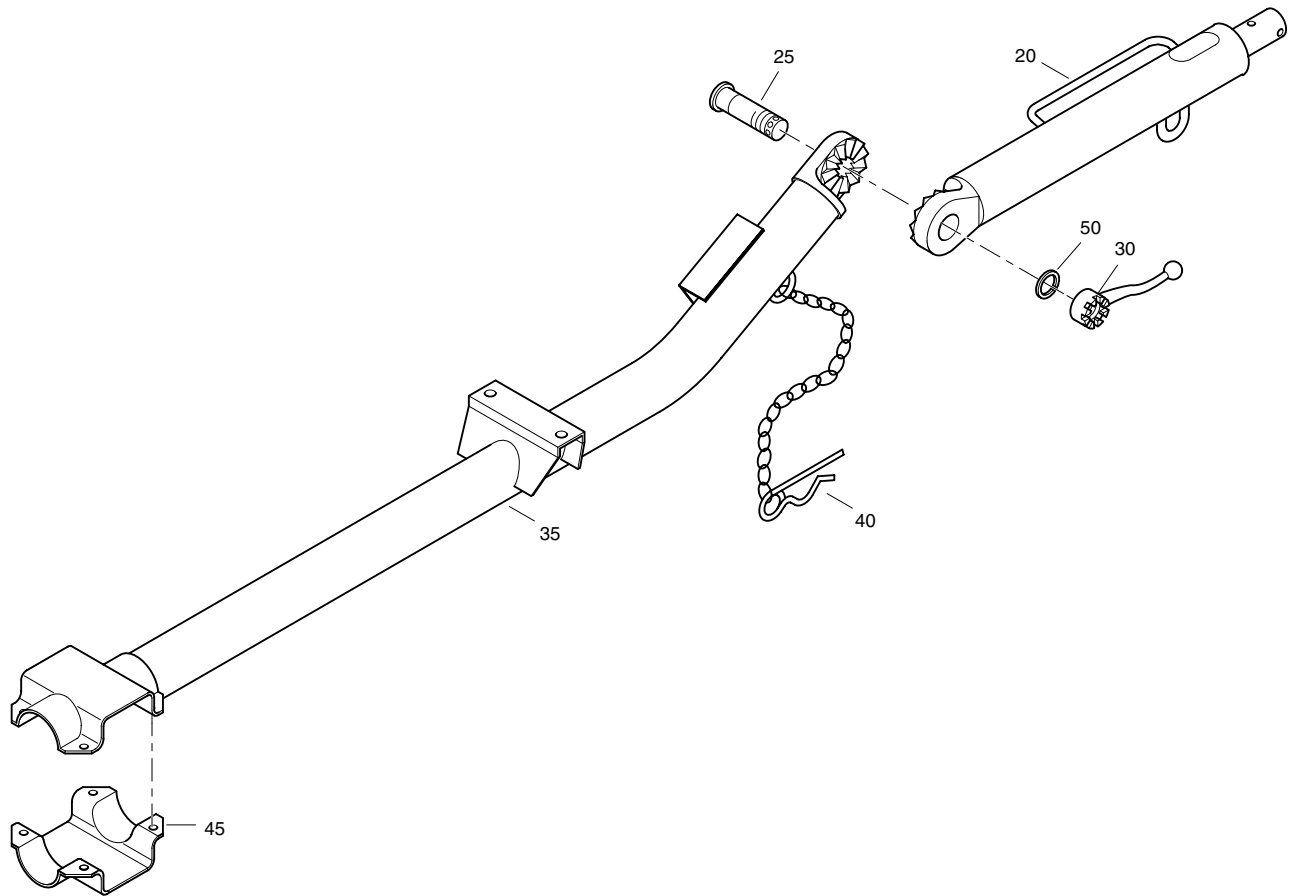


REF	PART NUMBER	DESIGNATION	QTY
20	1079 9902 00	WARNING LABEL	1
25	1604 0445 00	TOWBAR	1
		(For details see page 84)	
30	0147 1489 15	HEX. HEAD SCREW	2
35	0301 2378 00	PLAIN WASHER	2
40	0147 1401 03	HEX. HEAD SCREW	4
42	0301 2358 00	PLAIN WASHER	4
45	0291 1112 00	LOCKNUT	4
50	1604 0440 03	AXLE	1
		(For details see page 85)	
55	0147 1958 96	HEX. HEAD SCREW	4
60	0301 2378 00	PLAIN WASHER	4
65	0147 1401 15	HEX. HEAD SCREW	4
70	0301 2358 00	PLAIN WASHER	4
75	1604 0447 00	BRAKE CABLE	2
85	0266 2110 00	HEXAGON NUT	4
100	1604 0451 01	MUDGUARD	2
110	1619 2766 00	BOLT	10
115	0300 8019 00	PLAIN WASHER	10
155	1615 9784 80	TYRE ASSY 195R14	2
		(For details see page 88)	

OPTION

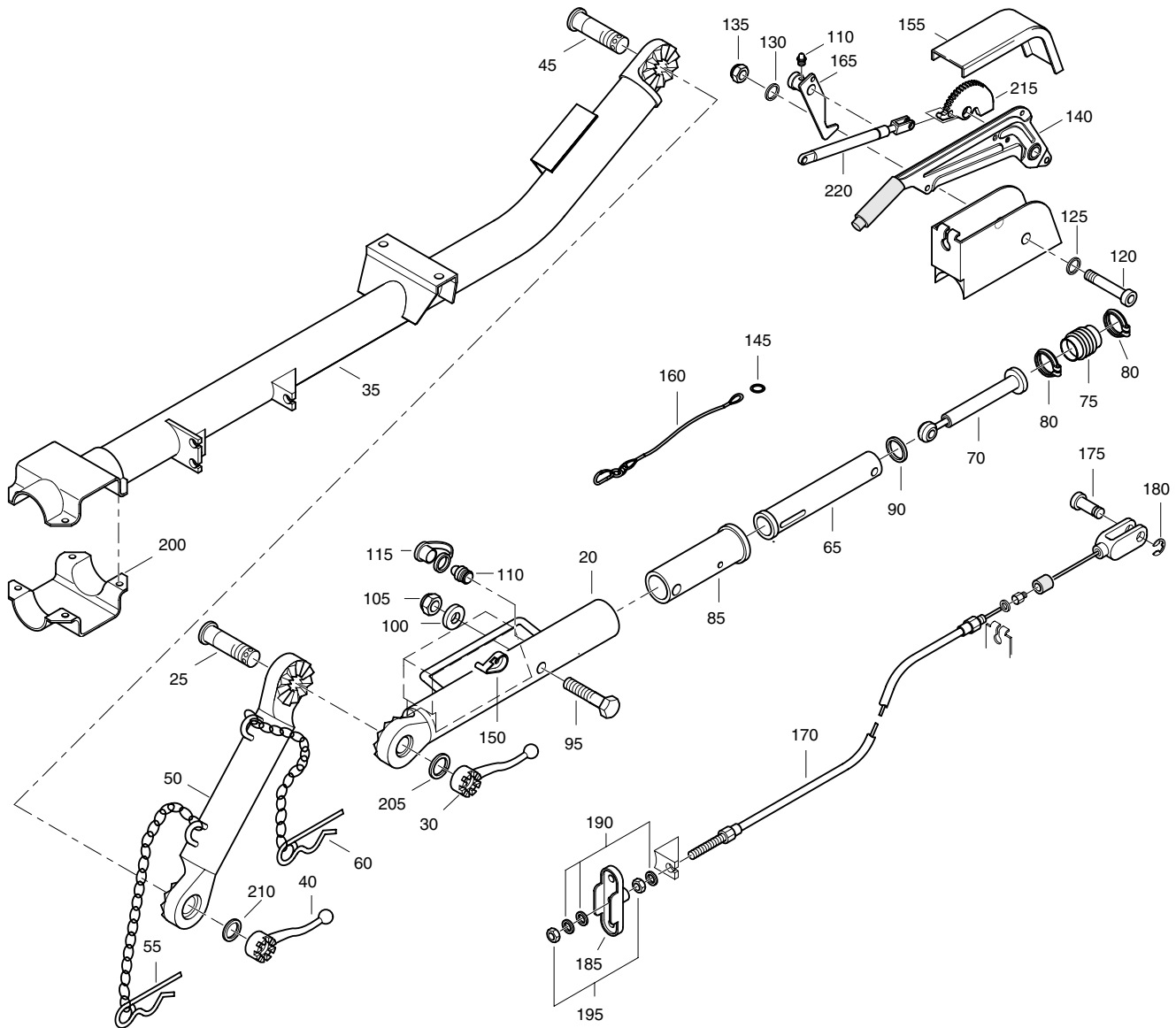


REF	PART NUMBER	DESIGNATION	QTY	REF	PART NUMBER	DESIGNATION	QTY
-	1604 0443 02	TOWBAR (FIXED - WITH BRAKES)	1	•135	2914 2138 00	COVER PLATE	1
•20	2914 2192 00	HOUSING	1	•140	2900 0814 00	CABLE	1
•25	2900 0833 00	BOLT	1	•145	2914 2201 00	LEVER	1
•30	2900 0834 00	HANDLE	1	•150	2914 2008 00	BRAKE CABLE	1
•35	2914 2193 00	TOWBAR	1	•155	2914 2025 00	BOLT	1
•40	2900 0836 00	CLIP	1	•160	2914 2026 00	CLASP	1
•45	2914 2194 00	BUSHING	1	•165	2914 2202 00	EQUALIZER	1
•50	2914 2195 00	SCHOCK ABSORBER	1	•170	2914 2045 00	RING	3
•55	2914 2196 00	BELLOWS	1	•175	2900 0729 00	NUT	2
•60	1088 1301 00	CABLE STRIP	2	•180	2900 0823 00	CLAMP	1
•65	2914 2197 00	BUSH	1	•185	2900 0841 00	CLIP	1
•70	2900 0450 00	O-RING	1	•190	2914 2188 00	BRAKE SEGMENT	1
•75	2914 2198 00	BOLT	1	•195	2914 2097 00	DAMPER	1
•80	2914 2010 00	WASHER	1				
•85	2914 2011 00	NUT	1				
•90	1619 2642 00	GREASE NIPPLE	2				
•95	2900 0850 00	CAP	1				
•100	2914 2094 00	BOLT	1				
•105	2900 1157 00	WASHER	1				
•110	2914 2199 00	WASHER	1				
•115	2914 2095 00	NUT	1				
•120	2914 2096 00	LEVER	1				
•125	2900 0424 00	RING	1				
•130	2914 2200 00	LEVER	1				



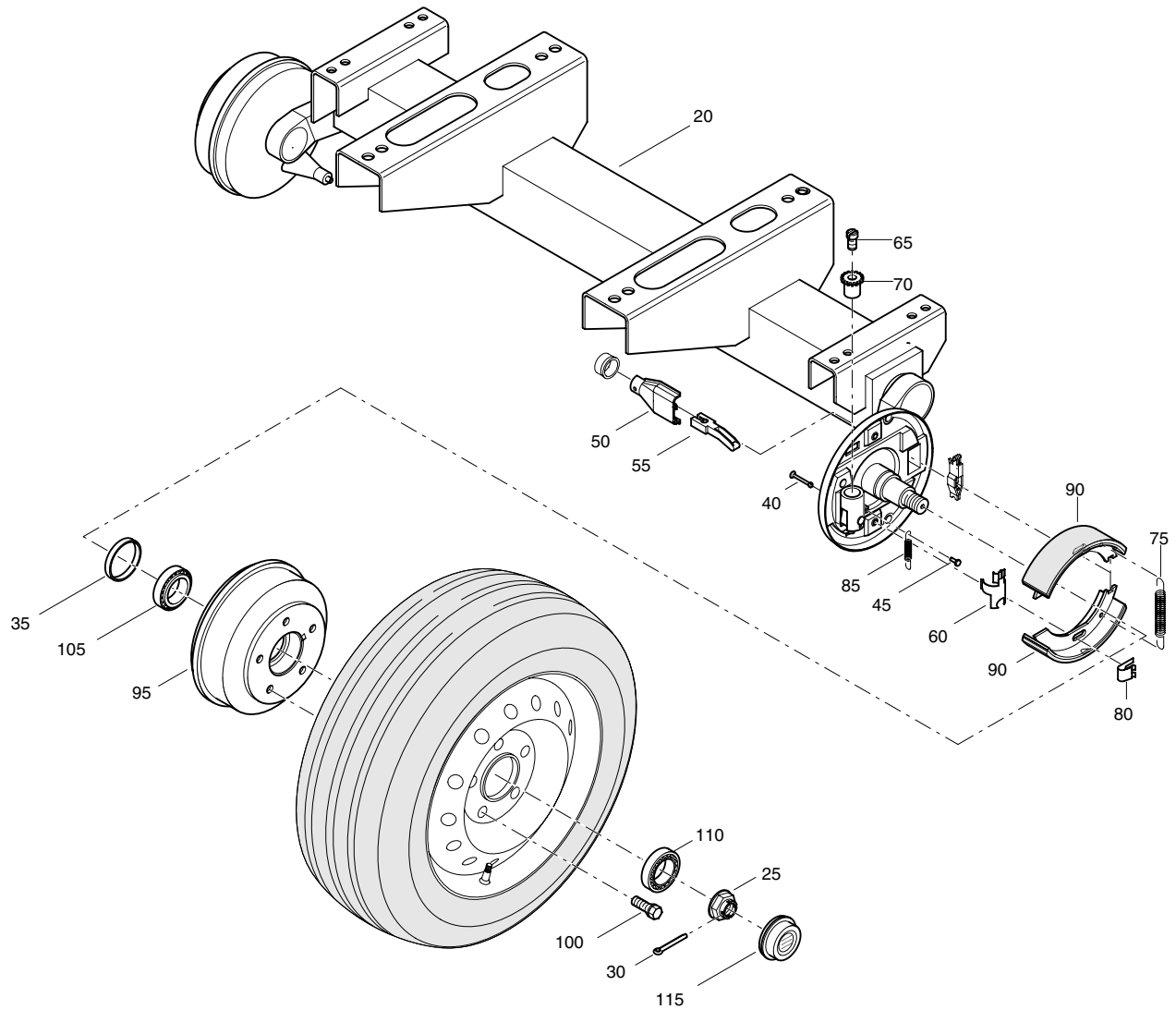
REF	PART NUMBER	DESIGNATION	QTY
-	1604 0444 02	TOWBAR (FIXED - NO BRAKES)	1
•20	2914 2190 00	HOUSING	1
•25	2900 0833 00	BOLT	1
•30	2900 0834 00	HANDLE	1
•35	2914 2191 00	ROD	1
•40	2900 0836 00	CLIP	1
•45	2900 0823 00	CLAMP	1
•50	2900 0841 00	CLIP	1

OPTION

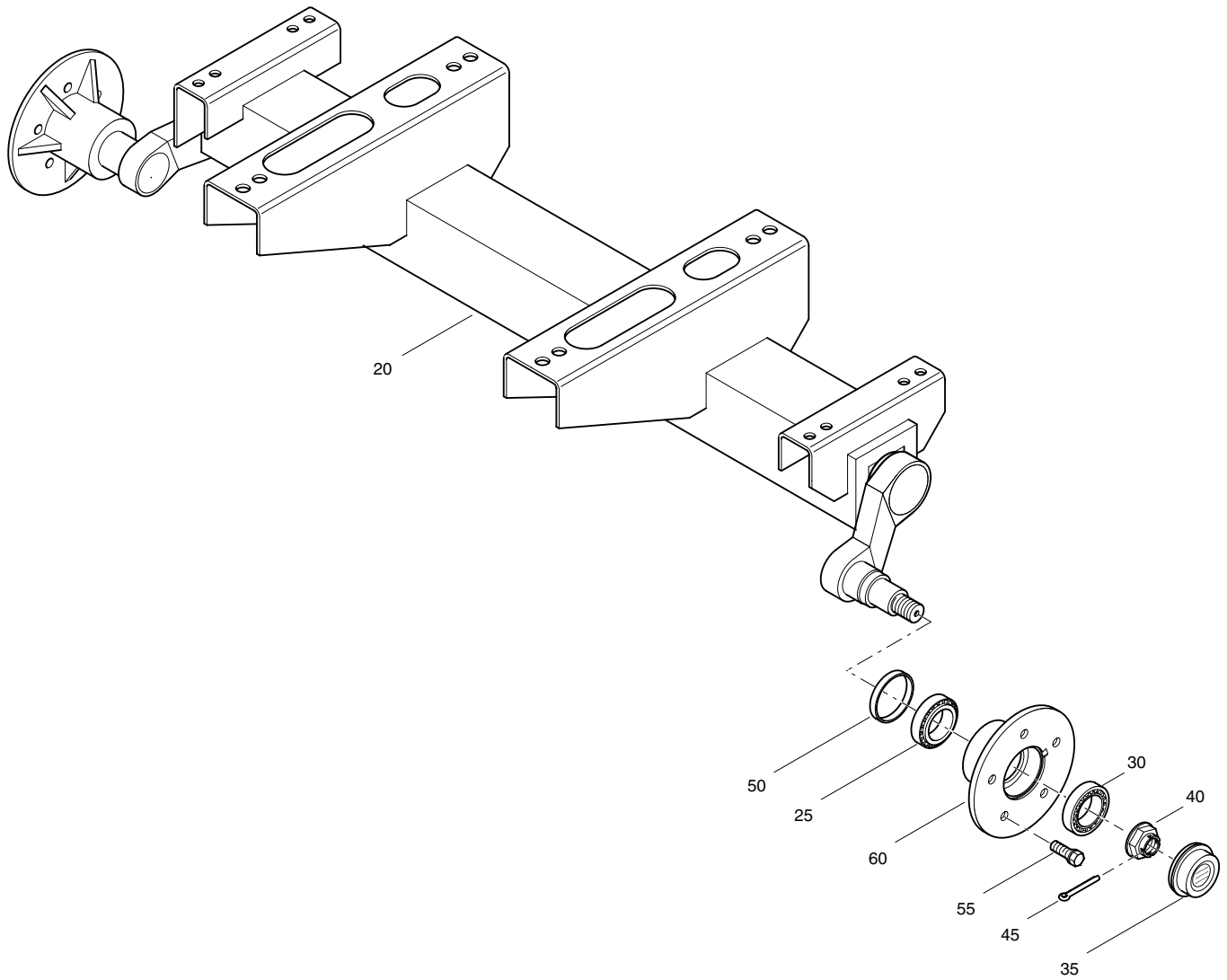


REF	PART NUMBER	DESIGNATION	QTY	REF	PART NUMBER	DESIGNATION	QTY
-	1604 0445 00	TOWBAR (ADJUSTABLE - WITH BRAKES)	1	•135	2914 2095 00	NUT	1
•20	2914 2192 00	HOUSING	1	•140	2914 2096 00	LEVER	1
•25	2900 0833 00	BOLT	1	•145	2900 0424 00	RING	1
•30	2900 0834 00	HANDLE	1	•150	2914 2200 00	LEVER	1
•35	2914 2203 00	TOWBAR	1	•155	2914 2138 00	COVER PLATE	1
•40	2900 0840 00	HANDLE	1	•160	2900 0814 00	CABLE	1
•45	2900 0839 00	BOLT	1	•165	2914 2201 00	LEVER	1
•50	2900 0721 00	ROD	1	•170	2914 2204 00	BRAKE CABLE	1
•55	2900 0836 00	CLIP	1	•175	2914 2025 00	BOLT	1
•60	2900 0837 00	CLIP	1	•180	2914 2026 00	CLASP	1
•65	2914 2194 00	BUSHING	1	•185	2914 2202 00	EQUALIZER	1
•70	2914 2195 00	SCHOCK ABSORBER	1	•190	2914 2045 00	RING	3
•75	2914 2196 00	BELLOWS	1	•195	2900 0729 00	NUT	2
•80	1088 1301 03	CABLE STRIP	2	•200	2900 0823 00	CLAMP	1
•85	2914 2197 00	BUSH	1	•205	2900 0841 00	CLIP	1
•90	2900 0450 00	O-RING	1	•210	2900 0835 00	CLIP	1
•95	2914 2198 00	BOLT	1	•215	2914 2188 00	BRAKE SEGMENT	1
•100	2914 2010 00	WASHER	1	•220	2914 2097 00	DAMPER	1
•105	2914 2011 00	NUT	1				
•110	1619 2642 00	GREASE NIPPLE	2				
•115	2900 0850 00	CAP	1				
•120	2914 2094 00	BOLT	1				
•125	2900 1157 00	WASHER	1				
•130	2914 2199 00	WASHER	1				

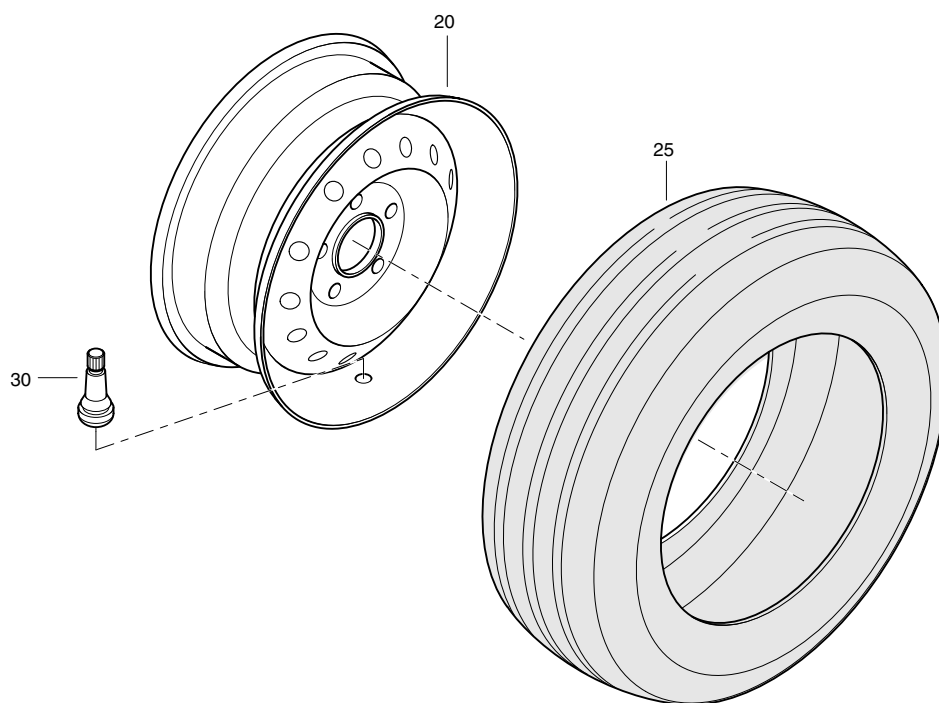
OPTION



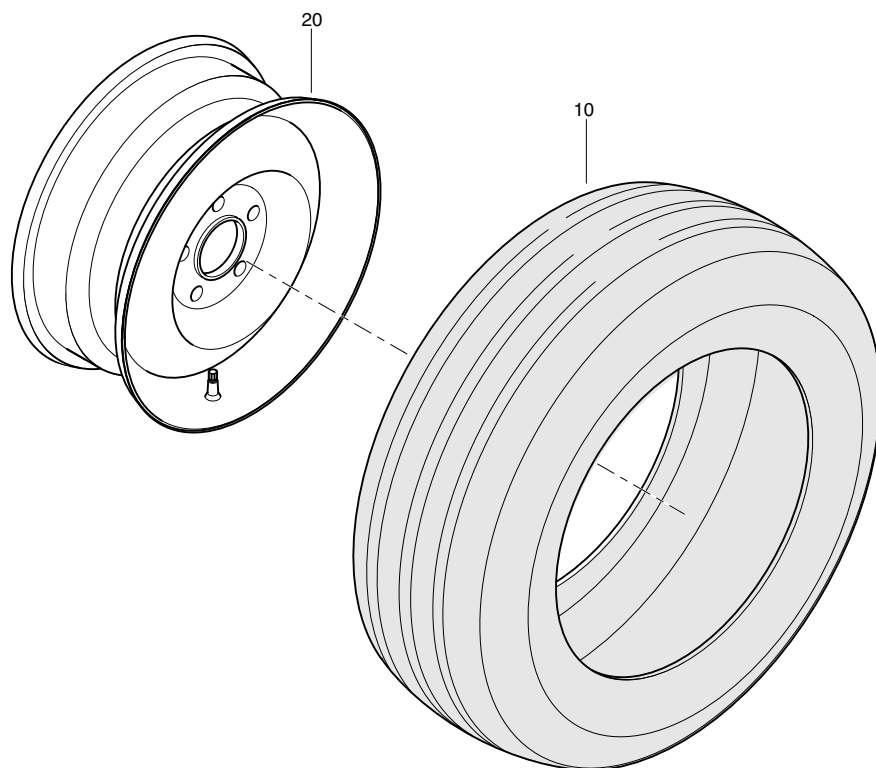
REF	PART NUMBER	DESIGNATION	QTY	REF	PART NUMBER	DESIGNATION	QTY
-	1604 0440 03	AXLE WITH BRAKES	1	•90	-	BRAKE SHOE (Part of service kit, see page 8)	4
•20	-	AXLE (Not available separately)	1	•95	2914 2205 00	BRAKE DRUM	2
•25	-	CASTLED NUT (Part of service kit, see page 12)	2	•100	2914 0132 00	WHEEL BOLT	10
•30	-	SPLIT PIN (Part of service kit, see page 12)	2	•105	-	BEARING (Part of service kit, see page 12)	2
•35	-	SEAL RING (Part of service kit, see page 12)	2	•110	-	BEARING (Part of service kit, see page 12)	2
•40	-	PIN (Part of service kit, see page 8)	4	•115	-	CAP (Part of service kit, see page 12)	2
•45	2914 0182 00	BOLT	2				
•50	2914 2208 00	BUSHING	1				
•55	2914 0184 00	SHACKLE	2				
•60	2914 0185 00	CLAMP	2				
•65	2914 0187 00	SCREW	2				
•70	2914 0188 00	ADJUSTING NUT	2				
•75	-	SPRING (Part of service kit, see page 8)	2				
•80	-	SPRING (Part of service kit, see page 8)	4				
•85	-	SPRING (Part of service kit, see page 8)	2				



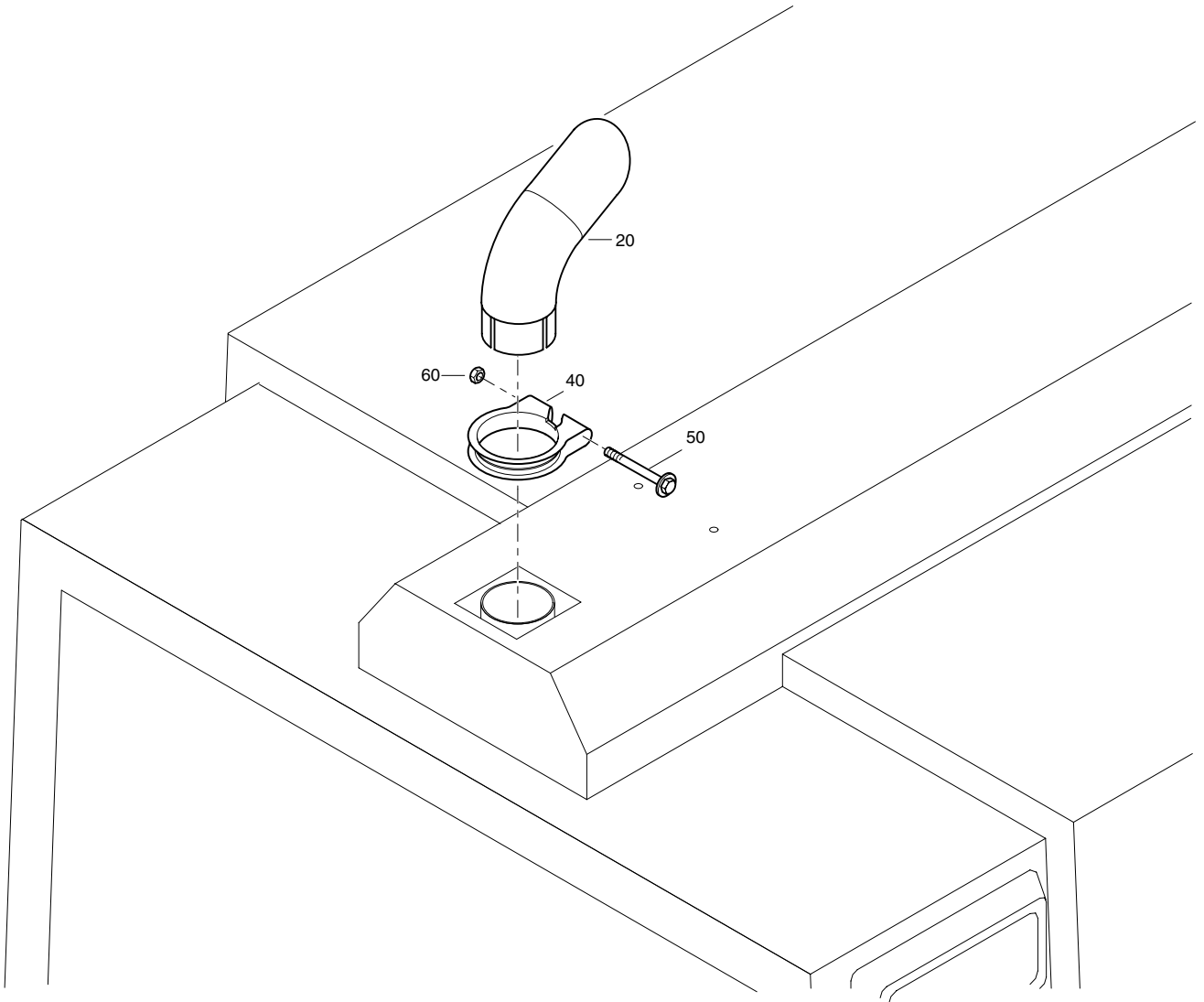
REF	PART NUMBER	DESIGNATION	QTY
-	1604 0441 02	AXLE NO BRAKES	1
•20	-	AXLE (Not available separately)	1
•25	-	BEARING (Part of service kit, see page 12)	2
•30	-	BEARING (Part of service kit, see page 12)	2
•35	-	CAP (Part of service kit, see page 12)	2
•40	-	CASTLED NUT (Part of service kit, see page 12)	2
•45	-	SPLIT PIN (Part of service kit, see page 12)	2
•50	-	SEAL RING (Part of service kit, see page 12)	2
•55	2914 0132 00	WHEEL BOLT	10
•60	2914 2206 00	HUB	2



REF	PART NUMBER	DESIGNATION	QTY
-	1604 0260 80	TYRE ASSEMBLY	1
•20	1604 0450 00	WHEEL	1
•25	0538 0400 06	TYRE	1
•30	1615 6322 00	VENTIL	1

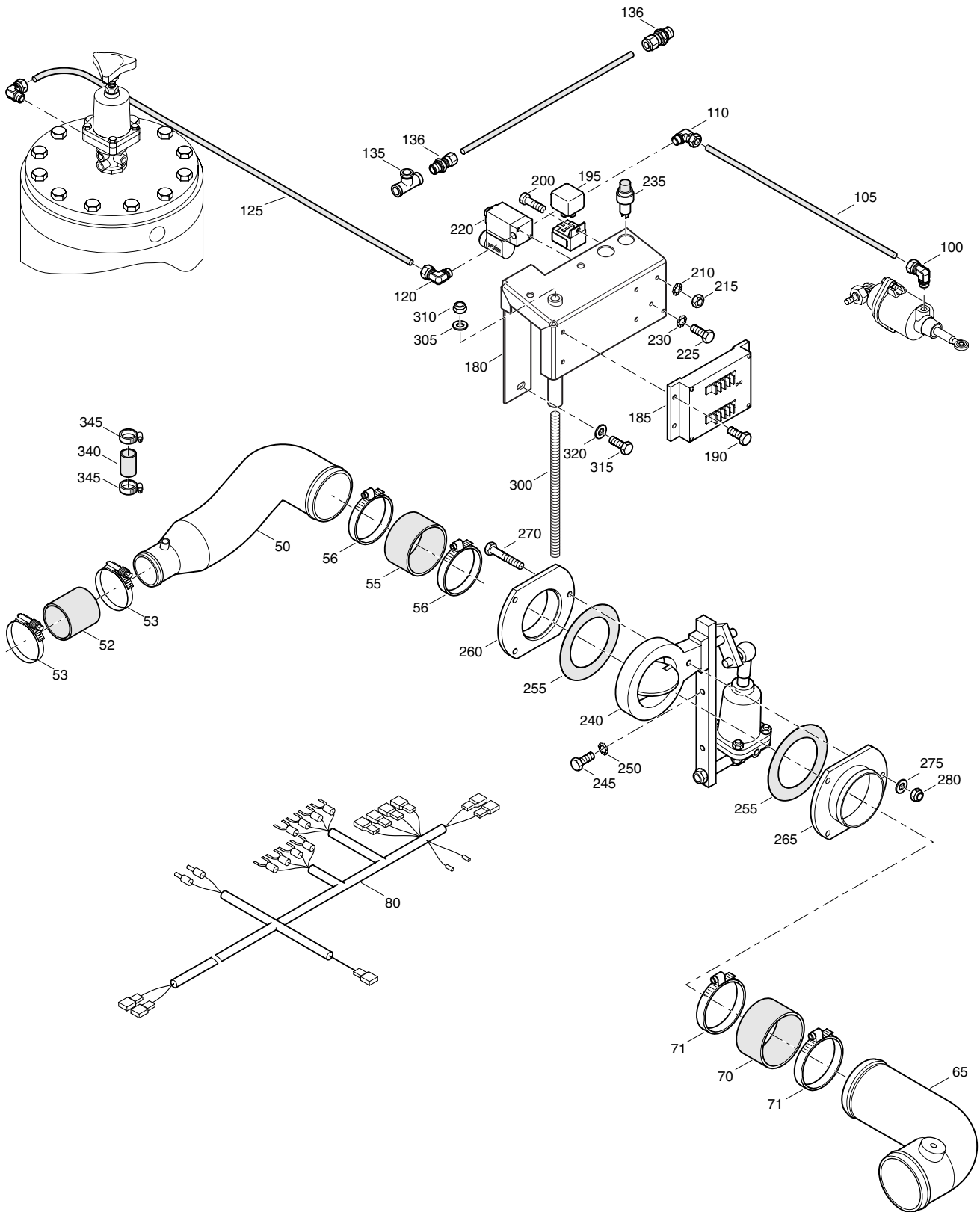


REF	PART NUMBER	DESIGNATION	QTY
-	1615 9784 80	TYRE ASSY 195R14	
•10	1616 4461 00	DISC WHEEL	1
•20	1202 9921 10	TYRE ASSEMBLY	1



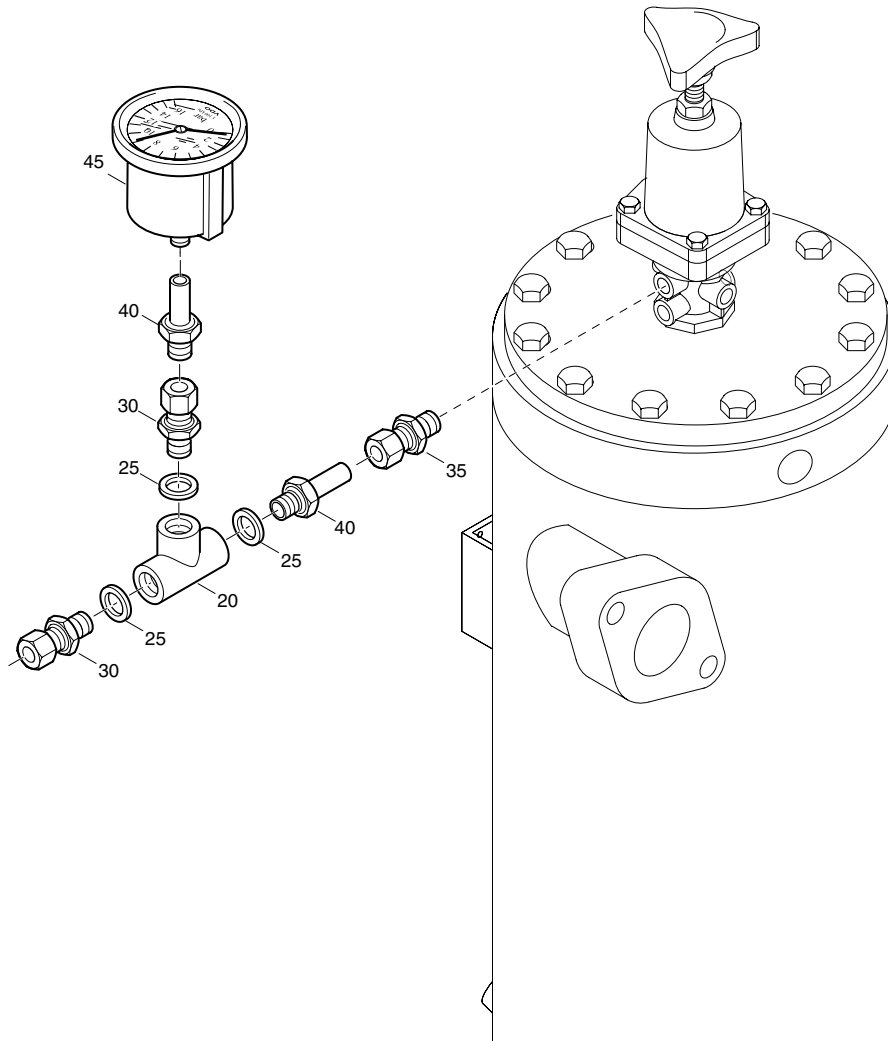
REF	PART NUMBER	DESIGNATION	QTY
20	1604 0275 00	EXHAUST PIPE	1
40	0346 3001 05	PIPE CLAMP	1
50	0147 1362 03	HEX. HEAD SCREW	1
60	0266 2111 00	HEXAGON NUT	1

OPTION

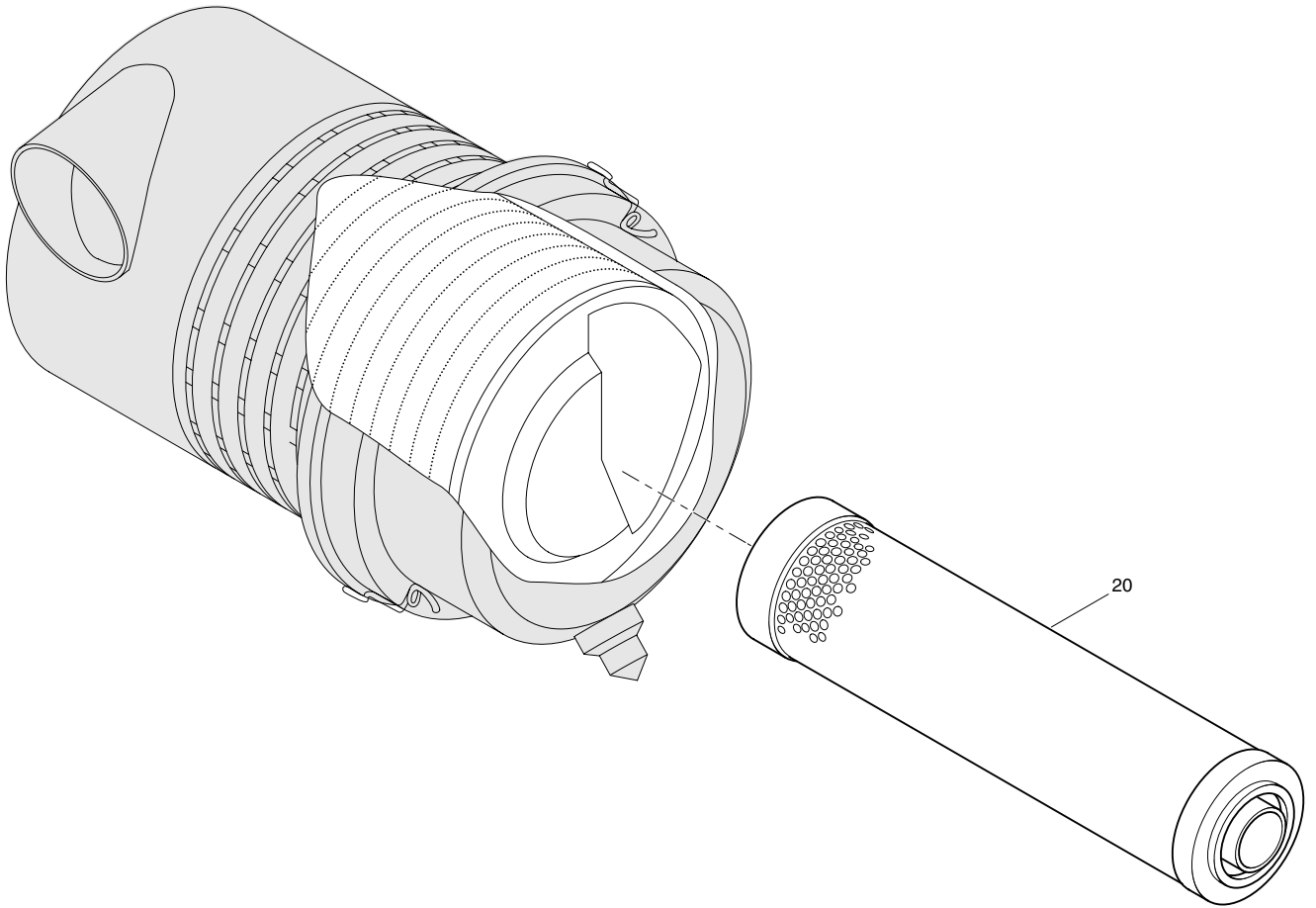


REF	PART NUMBER	DESIGNATION	QTY
50	1604 2252 00	PIPE	1
52	2250 6654 00	HOSE	1
53	0347 6113 00	HOSE CLAMP	2
55	1616 2526 00	HOSE	1
56	0347 6131 00	HOSE CLAMP	2
65	1604 2244 00	PIPE REFINARY EQUIPMENT	1
70	1615 9438 00	HOSE	1
71	0347 6119 00	HOSE CLAMP	2
80	1604 2254 00	WIRE HARNESS (REFINERY)	1
100	0581 1200 16	ELBOW PIPE COUPLING	1
105	0070 6002 04	PLASTIC TUBE	AR
110	0581 1200 16	ELBOW PIPE COUPLING	1
120	0581 1200 16	ELBOW PIPE COUPLING	1
125	0070 6002 04	PLASTIC TUBE	AR
135	0564 3302 01	TEE	1
136	1615 8619 01	COUPLING	2
180	1604 2243 00	SUPPORT	1
185	1615 9478 00	SPEED SWITCH	1
190	0147 1247 03	HEX. HEAD SCREW	4
195	1089 0341 01	RELAY	1
200	0160 6060 00	SLOTTED SCREW	1
210	0333 3215 00	LOCK WASHER	1
215	0266 2107 00	HEXAGON NUT	1
220	1089 0621 52	SOLENOID VALVE	1
225	0147 1171 03	HEX. HEAD SCREW	2
230	0333 3214 00	LOCK WASHER	2
235	1089 9326 01	PUSH BUTTON	1
240	1604 0563 00	SHUTDOWN VALVE	1
245	0147 1323 03	HEX. HEAD SCREW	2
250	0333 3227 00	LOCK WASHER	2
255	1604 0564 00	GASKET	2
260	1604 0561 01	FLANGE	1
265	1604 2251 00	FLANGE	1
270	0147 1331 03	HEX. HEAD SCREW	3
275	0301 2335 00	PLAIN WASHER	3
280	0291 1110 00	LOCKNUT	3
300	0248 9979 55	THREADED ROD	1
305	0301 2358 00	PLAIN WASHER	1
310	0291 1112 00	LOCKNUT	1
315	0147 1323 02	HEX. HEAD SCREW	1
320	0301 2335 00	PLAIN WASHER	1
340	0072 8402 90	HOSE	AR
345	0347 6104 00	HOSE CLAMP	2

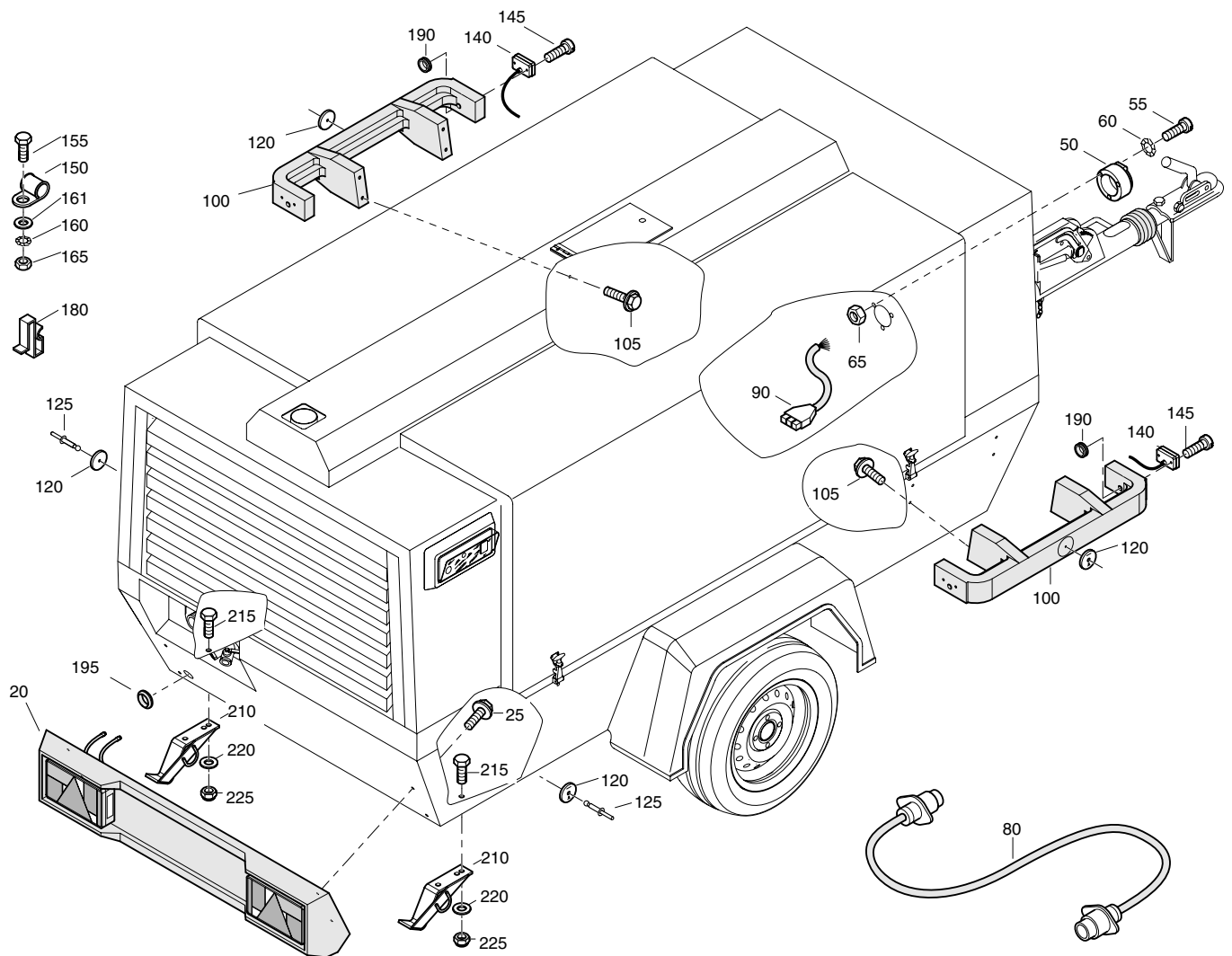
OPTION



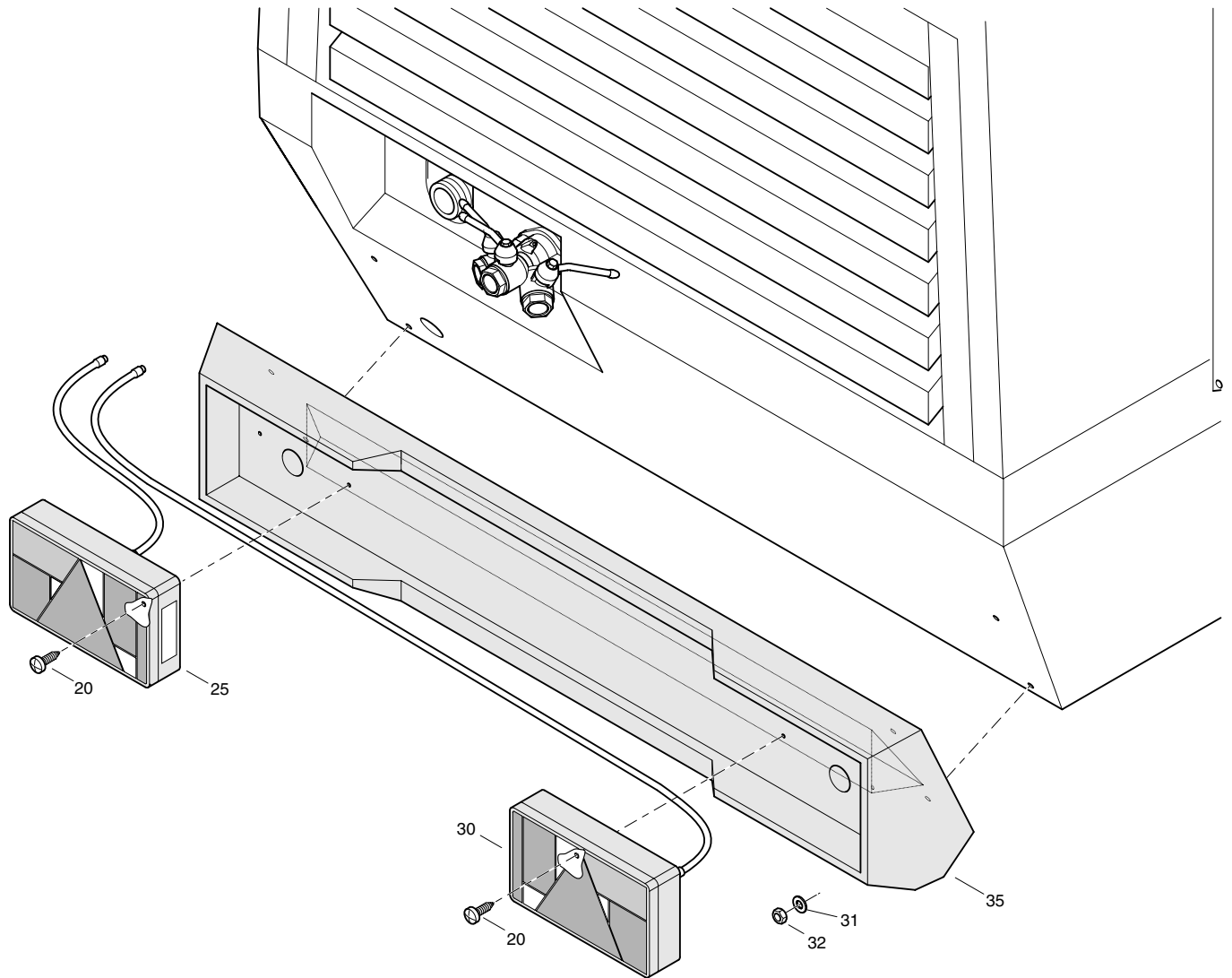
REF	PART NUMBER	DESIGNATION	QTY
20	1503 2566 01	TEE	1
25	0653 1046 00	FLAT GASKET	3
30	0582 1200 05	STRAIGHT PIPE COUPLING	2
35	0584 0310 01	STRAIGHT PIPE COUPLING	1
40	0580 0013 29	STRAIGHT PIPE-COUPLING	2
45	1615 7264 00	PRESSURE GAUGE	1



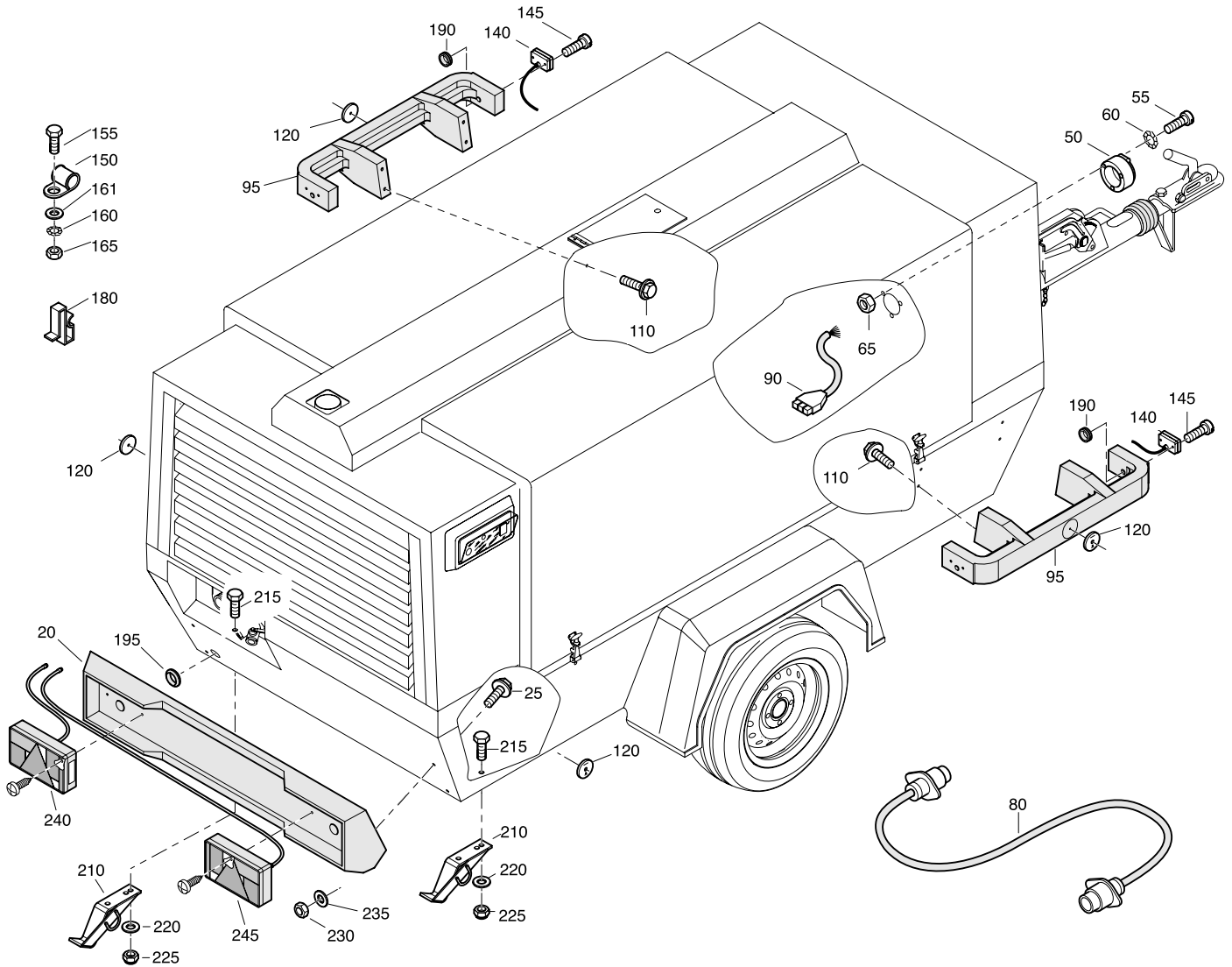
REF	PART NUMBER	DESIGNATION	QTY
20	2914 9311 00	SAFETY CARTRIDGE 15MÜ	2



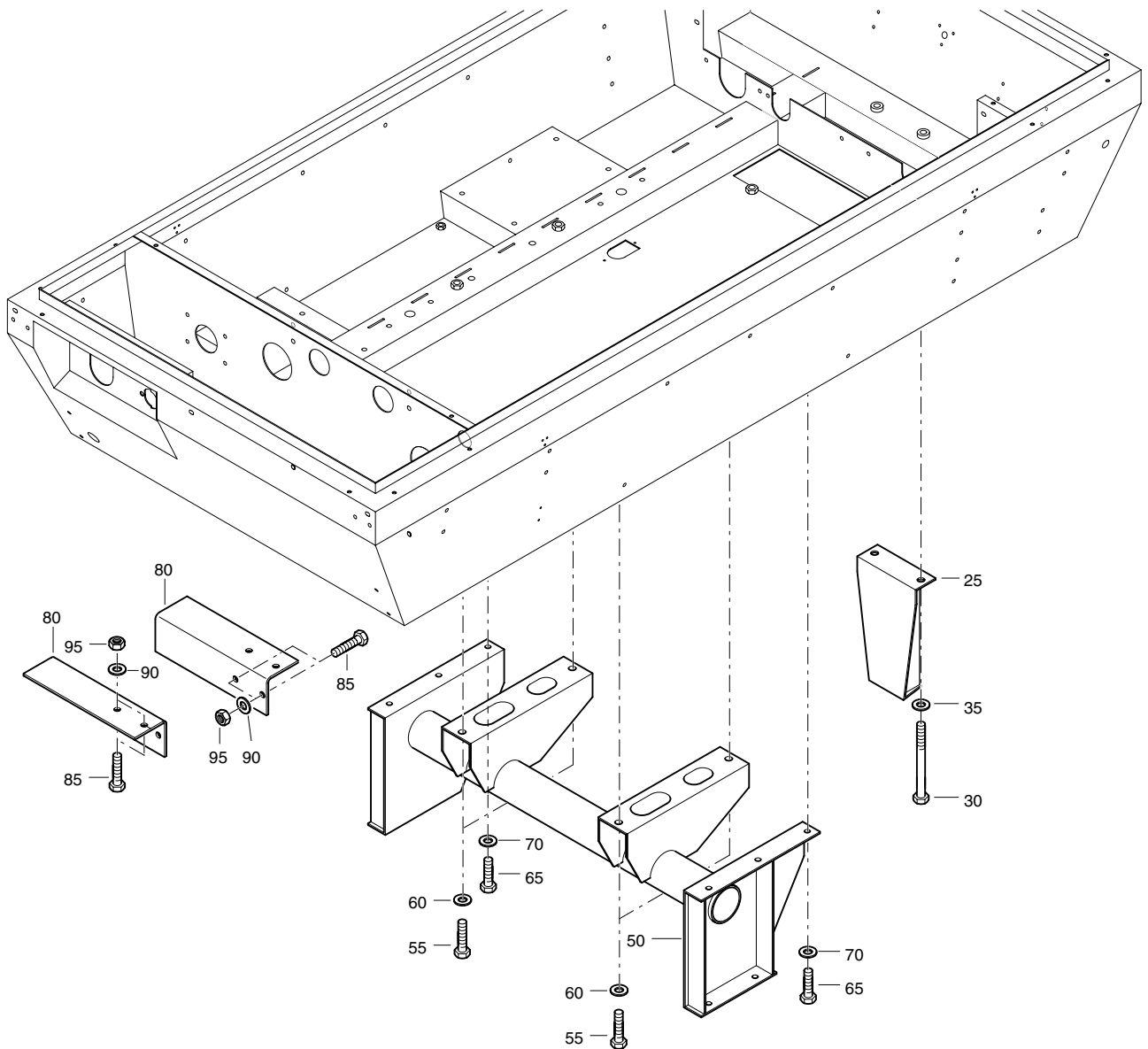
REF	PART NUMBER	DESIGNATION	QTY	REF	PART NUMBER	DESIGNATION	QTY
20	1604 0570 81	PANEL ASSY (For details see page 95)	1	180	1088 0830 09	CABLE CLAMP	4
25	1619 2766 00	BOLT	4	190	0698 0150 00	GROMMET	2
50	1089 0291 02	APPLIANCE INLET	1	195	1088 0801 40	GROMMET	1
55	0160 6066 00	SLOTTED SCREW	3	210	1202 7695 01	BRACKET	2
60	0333 3215 00	LOCK WASHER	3	215	0147 1401 03	HEX. HEAD SCREW	4
65	0266 2107 00	HEXAGON NUT	3	220	0301 2358 00	PLAIN WASHER	4
80	1616 0864 00	CABLE	1	225	0291 1112 00	LOCKNUT	4
90	1604 0575 00	WIRE HARNESS	1				
100	1604 0571 00	PROTECTION	2				
105	1619 2766 00	BOLT	8				
120	1615 5520 00	REFLECTOR	4				
125	0129 3174 01	BLIND RIVET	2				
140	1604 0578 00	FRONT MARKER	2				
145	0226 3343 17	TAPPING SCREW	4				
150	1613 0801 00	CLAMP	2				
155	0147 1247 03	HEX. HEAD SCREW	2				
160	0333 3220 00	LOCK WASHER	2				
161	0301 2321 00	PLAIN WASHER	2				
165	0266 2108 00	HEXAGON NUT	2				



REF	PART NUMBER	DESIGNATION	QTY
-	1604 0570 81	PANEL ASSY	1
•20	0226 3343 17	TAPPING SCREW	4
•25	1604 0576 01	LIGHT LH	1
•30	1604 0577 01	LIGHT RH	1
•31	0301 2321 00	PLAIN WASHER	4
•32	0266 2108 00	HEXAGON NUT	4
•35	1604 0570 00	PANEL	1



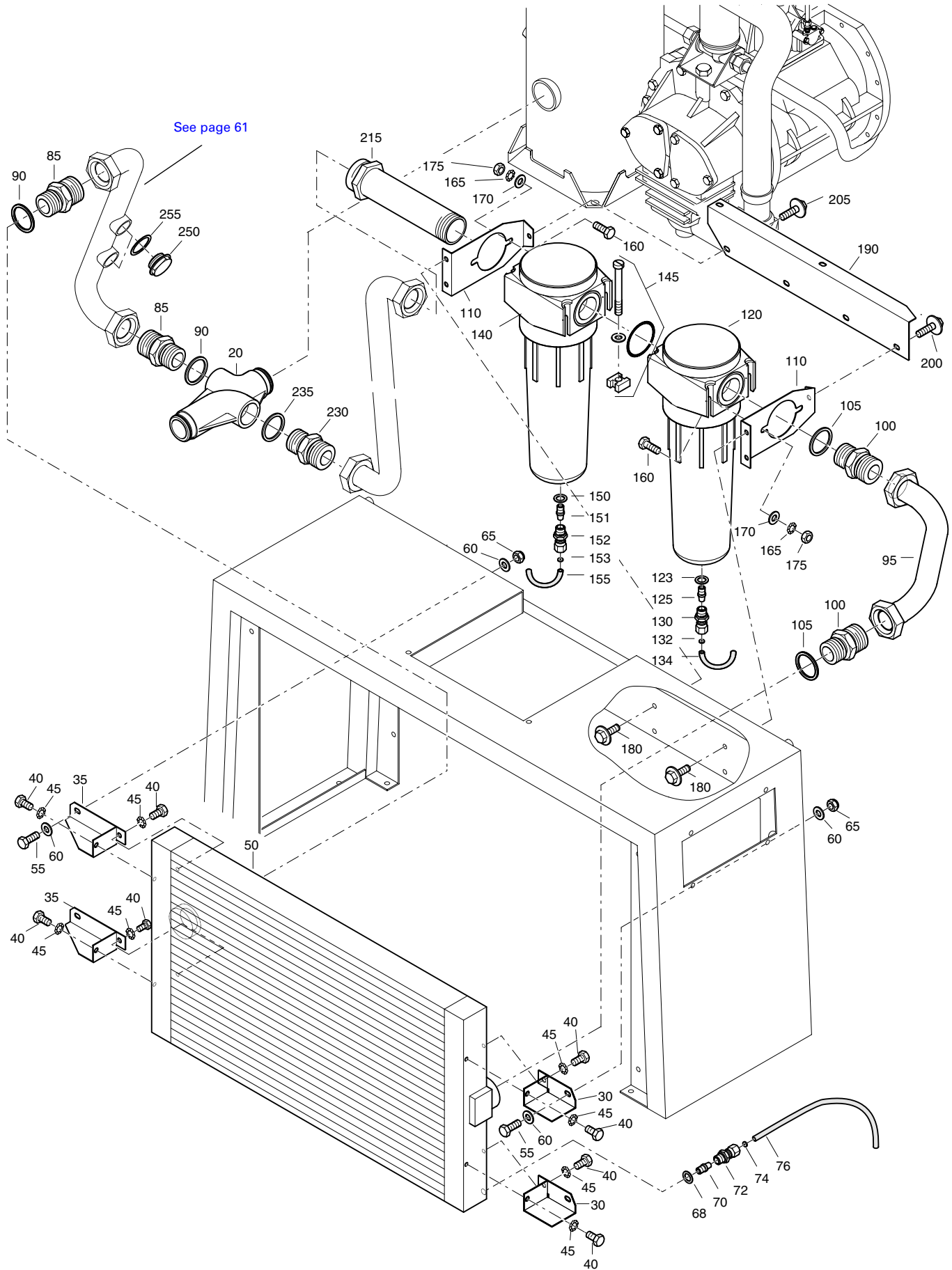
REF	PART NUMBER	DESIGNATION	QTY	REF	PART NUMBER	DESIGNATION	QTY
20	1604 4748 01	BUMPER BAR	1	195	1088 0801 40	GROMMET	2
25	1619 2766 00	BOLT	4	210	1202 7695 01	BRACKET	2
50	1089 0291 02	APPLIANCE INLET	1	215	0147 1401 03	HEX. HEAD SCREW	4
55	0160 6066 00	SLOTTED SCREW	3	220	0301 2358 00	PLAIN WASHER	4
60	0333 3215 00	LOCK WASHER	3	225	0291 1112 00	LOCKNUT	4
65	0266 2107 00	HEXAGON NUT	3	230	0266 2108 00	HEXAGON NUT	4
80	1616 0864 00	CABLE	1	235	0301 2321 00	PLAIN WASHER	4
90	1604 0575 00	WIRE HARNESS	1	240	1604 1742 01	LIGHT LH	1
95	1604 0571 00	PROTECTION	4	245	1604 0577 01	LIGHT RH	1
110	1619 2766 00	BOLT	16				
120	1615 5520 00	REFLECTOR	4				
140	1604 0578 00	FRONT MARKER	2				
145	0226 3343 17	TAPPING SCREW	4				
150	1613 0801 00	CLAMP	2				
155	0147 1247 03	HEX. HEAD SCREW	2				
160	0333 3220 00	LOCK WASHER	2				
161	0301 2321 00	PLAIN WASHER	2				
165	0266 2108 00	HEXAGON NUT	2				
180	1088 0830 09	CABLE CLAMP	4				
190	0698 0150 00	GROMMET	2				



REF	PART NUMBER	DESIGNATION	QTY
25	1604 0555 00	SUPPORT	1
30	0147 1489 15	HEX. HEAD SCREW	1
35	0301 2378 00	PLAIN WASHER	2
50	1604 0556 05	SUPPORT	1
55	0147 1958 96	HEX. HEAD SCREW	4
60	0301 2378 00	PLAIN WASHER	4
65	0147 1401 15	HEX. HEAD SCREW	4
70	0301 2358 00	PLAIN WASHER	4
80	1604 1433 00	SUPPORT	2
85	0147 1400 03	HEX. HEAD SCREW	4
90	0333 3237 00	LOCK WASHER	4
95	0266 2112 00	HEXAGON NUT	4

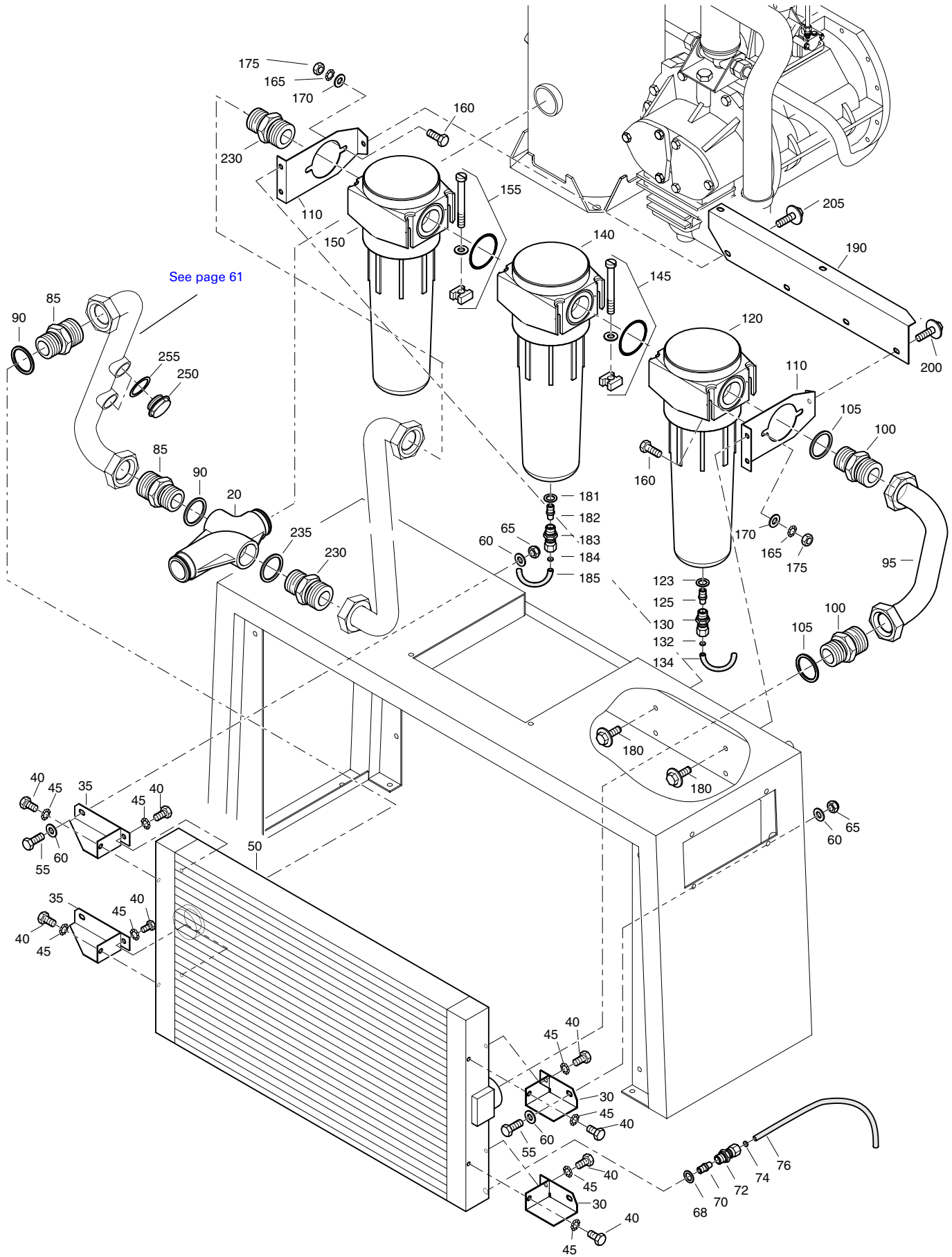
REF	PART NUMBER	DESIGNATION	QTY
20	1604 0520 01	CONNECTION	1
30	1604 0526 00	BRACKET	2
35	1604 0527 00	BRACKET	2
40	0147 1320 03	HEX. HEAD SCREW	8
45	0333 3227 00	LOCK WASHER	8
50	1604 0528 01	AFTERCOOLER	1
55	0147 1323 03	HEX. HEAD SCREW	4
60	0301 2335 00	PLAIN WASHER	8
65	0291 1110 00	LOCKNUT	4
68	0653 1062 00	FLAT GASKET	1
70	0803 5012 11	SILENCER	1
72	1615 8619 01	COUPLING	1
74	1615 8620 00	RESTRICTOR	1
76	0070 6002 05	PLASTIC TUBE	AR
85	0571 0035 41	HEXAGON NIPPLE	2
90	0661 1062 00	SEALING WASHER	2
95	1604 0529 01	PIPE	1
100	0571 0035 41	HEXAGON NIPPLE	2
105	0661 1062 00	SEALING WASHER	2
110	1604 0533 00	BRACKET	2
120	1604 0530 01	WSD-FILTER	1
123	0653 1062 00	FLAT GASKET	1
125	0803 5012 11	SILENCER	1
130	1615 8619 01	COUPLING	1
132	1615 8620 00	RESTRICTOR	1
134	0070 6002 05	PLASTIC TUBE	AR
160	0147 1360 03	HEX. HEAD SCREW	4
165	0333 3232 00	LOCK WASHER	4
170	0301 2344 00	PLAIN WASHER	4
175	0266 2111 00	HEXAGON NUT	4
180	1615 5664 00	SCRAPER BOLT	4
190	1604 0534 00	BRACKET	1
200	1615 5664 00	SCRAPER BOLT	2
205	1615 5664 00	SCRAPER BOLT	2
215	1604 0536 00	PIPE	1
230	0571 0035 41	HEXAGON NIPPLE	1
235	0661 1062 00	SEALING WASHER	1
250	0686 3716 07	HEXAGON PLUG	2
255	0661 1049 00	SEALING WASHER	2

OPTION

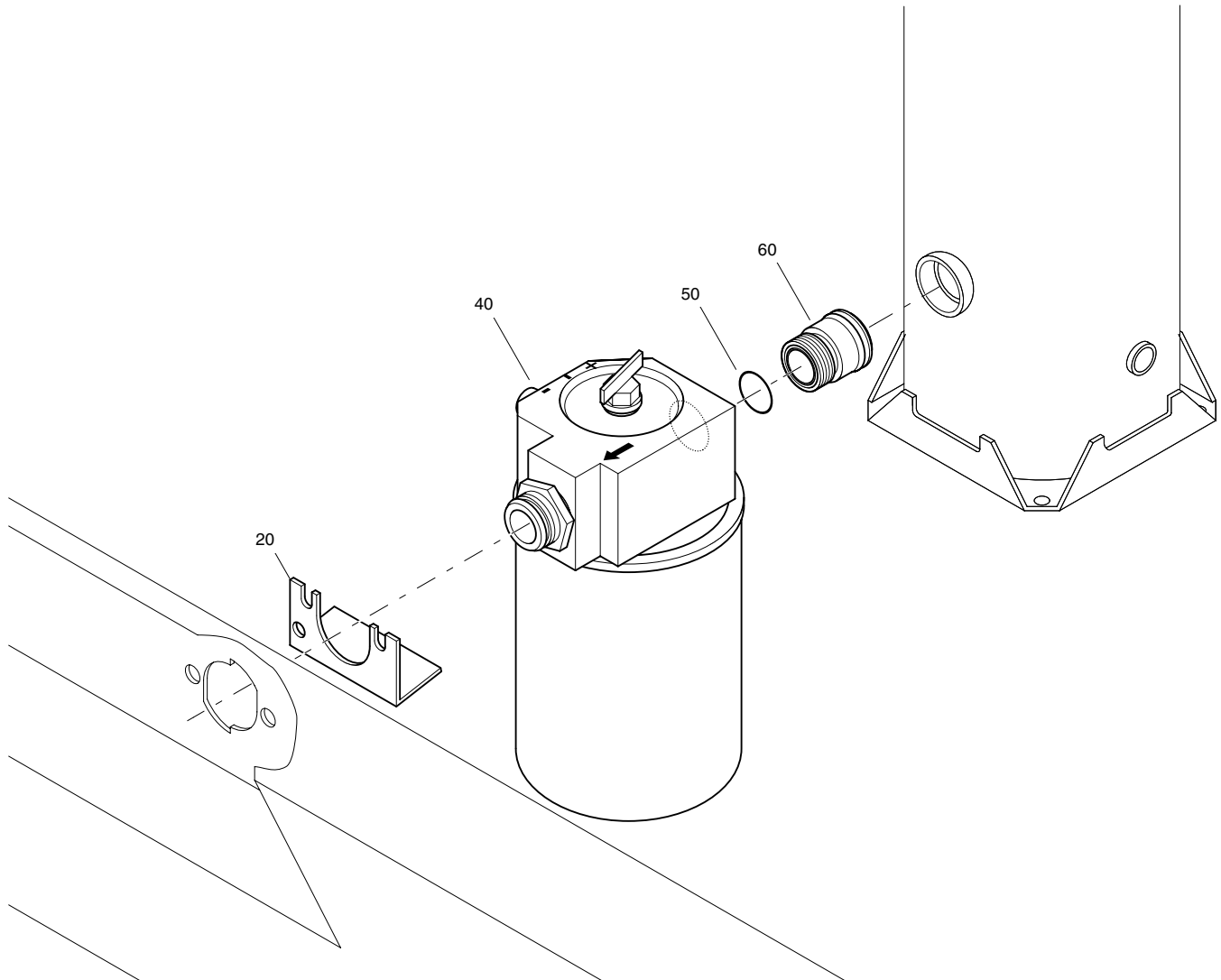


REF	PART NUMBER	DESIGNATION	QTY
20	1604 0520 01	CONNECTION	1
30	1604 0526 00	BRACKET	2
35	1604 0527 00	BRACKET	2
40	0147 1320 03	HEX. HEAD SCREW	8
45	0333 3227 00	LOCK WASHER	8
50	1604 0528 01	AFTERCOOLER	1
55	0147 1323 03	HEX. HEAD SCREW	4
60	0301 2335 00	PLAIN WASHER	8
65	0291 1110 00	LOCKNUT	4
68	0653 1062 00	FLAT GASKET	1
70	0803 5012 11	SILENCER	1
72	1615 8619 01	COUPLING	1
74	1615 8620 00	RESTRICTOR	1
76	0070 6002 05	PLASTIC TUBE	AR
85	0571 0035 41	HEXAGON NIPPLE	2
90	0661 1062 00	SEALING WASHER	2
95	1604 0529 01	PIPE	1
100	0571 0035 41	HEXAGON NIPPLE	2
105	0661 1062 00	SEALING WASHER	2
110	1604 0533 00	BRACKET	2
120	1604 0530 01	WSD-FILTER	1
123	0653 1062 00	FLAT GASKET	1
125	0803 5012 11	SILENCER	1
130	1615 8619 01	COUPLING	1
132	1615 8620 00	RESTRICTOR	1
134	0070 6002 05	PLASTIC TUBE	AR
140	1604 0535 01	PD-FILTER	1
145	8092 2102 70	SERIAL CONNECT SET	1
150	0653 1062 00	FLAT GASKET	1
151	0803 5012 11	SILENCER	1
152	1615 8619 01	COUPLING	1
153	1615 8620 00	RESTRICTOR	1
155	0070 6002 05	PLASTIC TUBE	AR
160	0147 1360 03	HEX. HEAD SCREW	4
165	0333 3232 00	LOCK WASHER	4
170	0301 2344 00	PLAIN WASHER	4
175	0266 2111 00	HEXAGON NUT	4
180	1615 5664 00	SCRAPER BOLT	4
190	1604 0534 00	BRACKET	1
200	1615 5664 00	SCRAPER BOLT	2
205	1615 5664 00	SCRAPER BOLT	2
215	1604 0538 00	PIPE	1
230	0571 0035 41	HEXAGON NIPPLE	1
235	0661 1062 00	SEALING WASHER	1
250	0686 3716 07	HEXAGON PLUG	2
255	0661 1049 00	SEALING WASHER	2

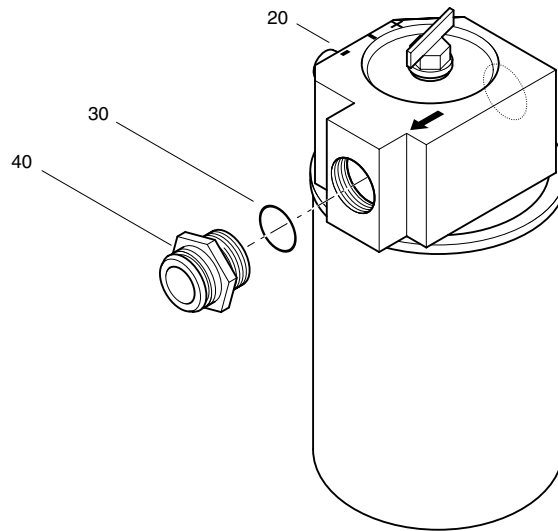
OPTION



REF	PART NUMBER	DESIGNATION	QTY
20	1604 0520 01	CONNECTION	1
30	1604 0526 00	BRACKET	2
35	1604 0527 00	BRACKET	2
40	0147 1320 03	HEX. HEAD SCREW	8
45	0333 3227 00	LOCK WASHER	8
50	1604 0528 01	AFTERCOOLER	1
55	0147 1323 03	HEX. HEAD SCREW	4
60	0301 2335 00	PLAIN WASHER	8
65	0291 1110 00	LOCKNUT	4
68	0653 1062 00	FLAT GASKET	1
70	0803 5012 11	SILENCER	1
72	1615 8619 01	COUPLING	1
74	1615 8620 00	RESTRICTOR	1
76	0070 6002 05	PLASTIC TUBE	AR
85	0571 0035 41	HEXAGON NIPPLE	2
90	0661 1062 00	SEALING WASHER	2
95	1604 0529 01	PIPE	1
100	0571 0035 41	HEXAGON NIPPLE	2
105	0661 1062 00	SEALING WASHER	2
110	1604 0533 00	BRACKET	2
120	1604 0530 01	WSD-FILTER	1
123	0653 1062 00	FLAT GASKET	1
125	0803 5012 11	SILENCER	1
130	1615 8619 01	COUPLING	1
132	1615 8620 00	RESTRICTOR	1
134	0070 6002 05	PLASTIC TUBE	AR
140	1604 0535 01	PD-FILTER	1
145	8092 2102 70	SERIAL CONNECT SET	1
150	1604 0532 01	QD-FILTER	1
155	8092 2102 70	SERIAL CONNECT SET	1
160	0147 1360 03	HEX. HEAD SCREW	4
165	0333 3232 00	LOCK WASHER	4
170	0301 2344 00	PLAIN WASHER	4
175	0266 2111 00	HEXAGON NUT	4
180	1615 5664 00	SCRAPER BOLT	4
181	0653 1062 00	FLAT GASKET	1
182	0803 5012 11	SILENCER	1
183	1615 8619 01	COUPLING	1
184	1615 8620 00	RESTRICTOR	1
185	0070 6002 05	PLASTIC TUBE	AR
190	1604 0534 00	BRACKET	1
200	1615 5664 00	SCRAPER BOLT	2
205	1615 5664 00	SCRAPER BOLT	2
230	0571 0035 41	HEXAGON NIPPLE	2
235	0661 1062 00	SEALING WASHER	1
250	0686 3716 07	HEXAGON PLUG	2
255	0661 1049 00	SEALING WASHER	2

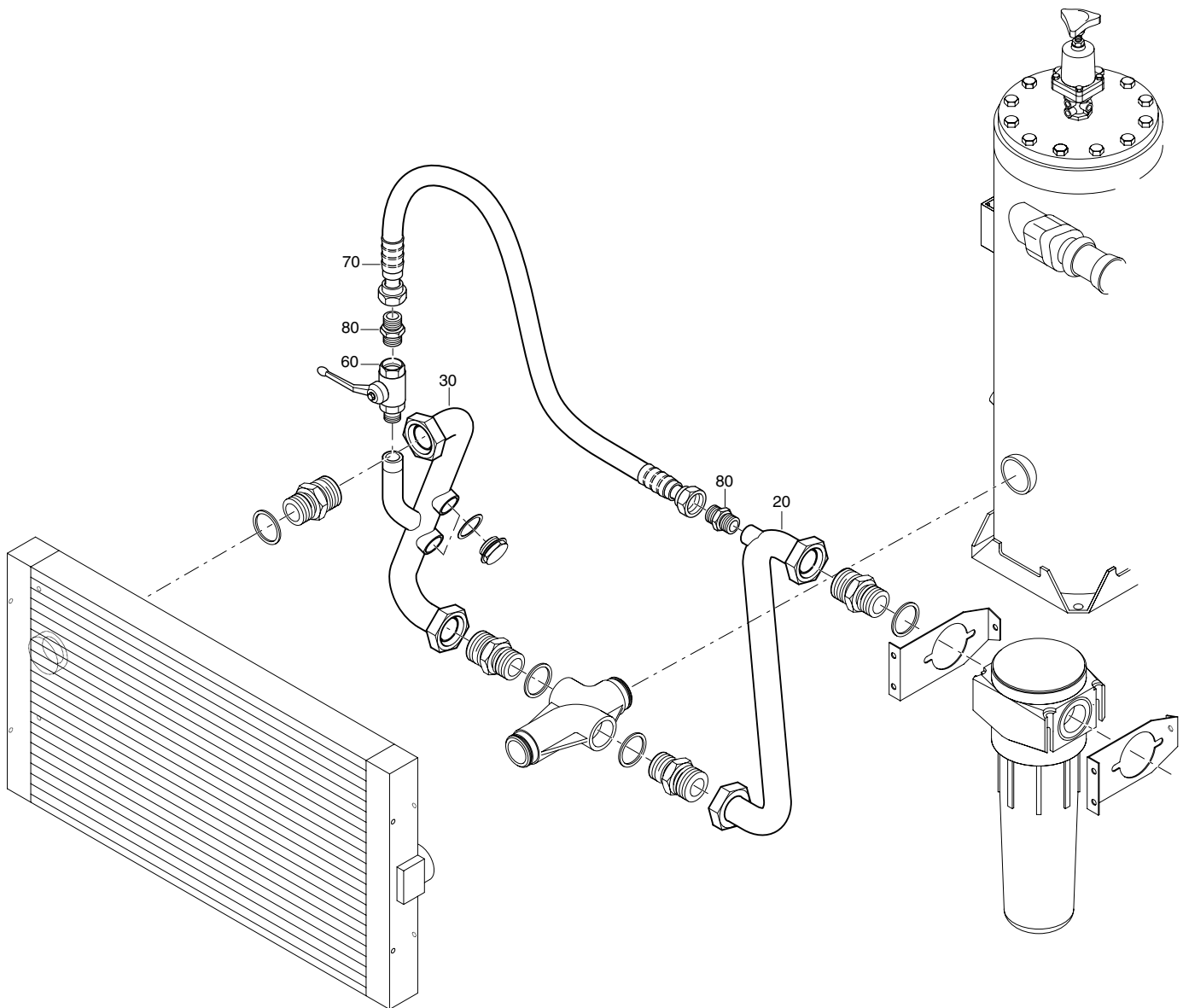


REF	PART NUMBER	DESIGNATION	QTY
20	1615 8635 00	BRACKET	1
40	1604 0290 80	LUBRICATOR ASSEMBLY (For details see page 105)	1
50	0663 2108 20	O-RING	1
60	1604 0558 00	NIPPLE	1

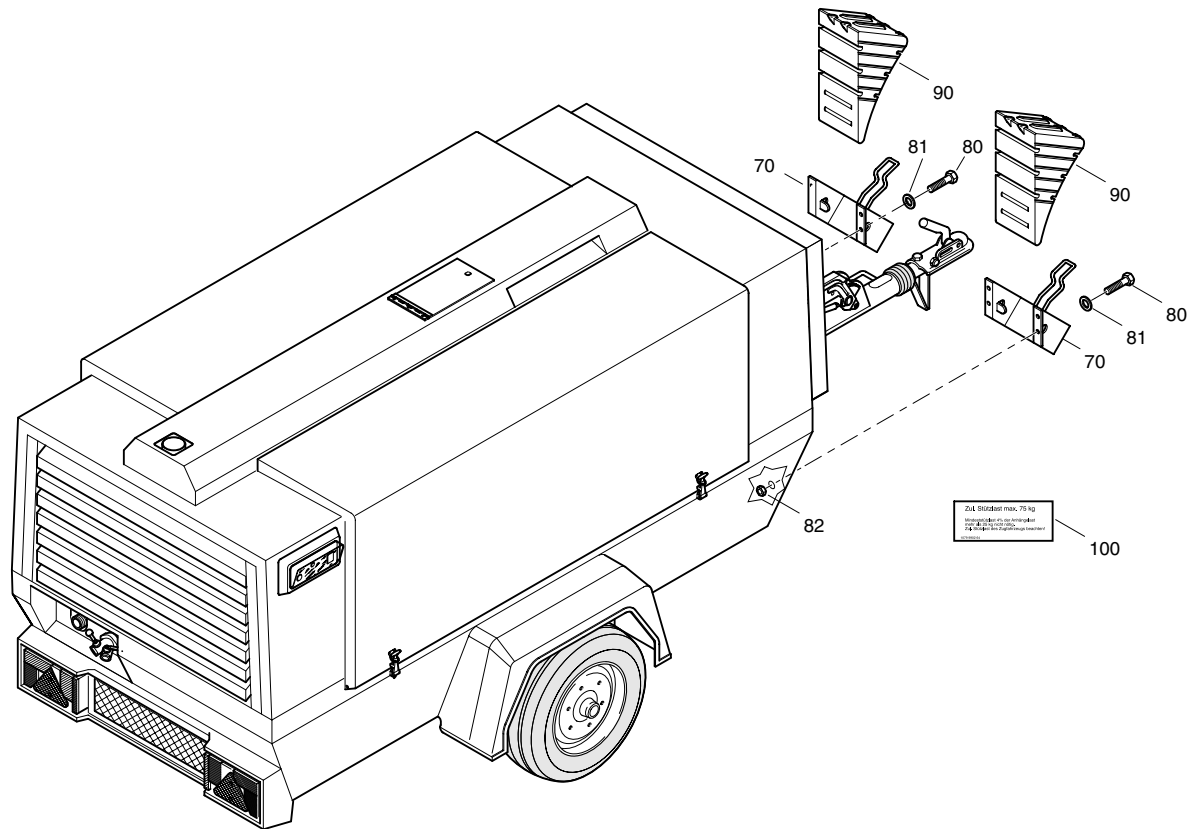


REF	PART NUMBER	DESIGNATION	QTY
-	1604 0290 80	LUBRICATOR ASSEMBLY	1
•20	1604 0290 00	LUBRICATOR	1
•30	0663 2108 20	O-RING	1
•40	1604 0557 00	NIPPLE	1

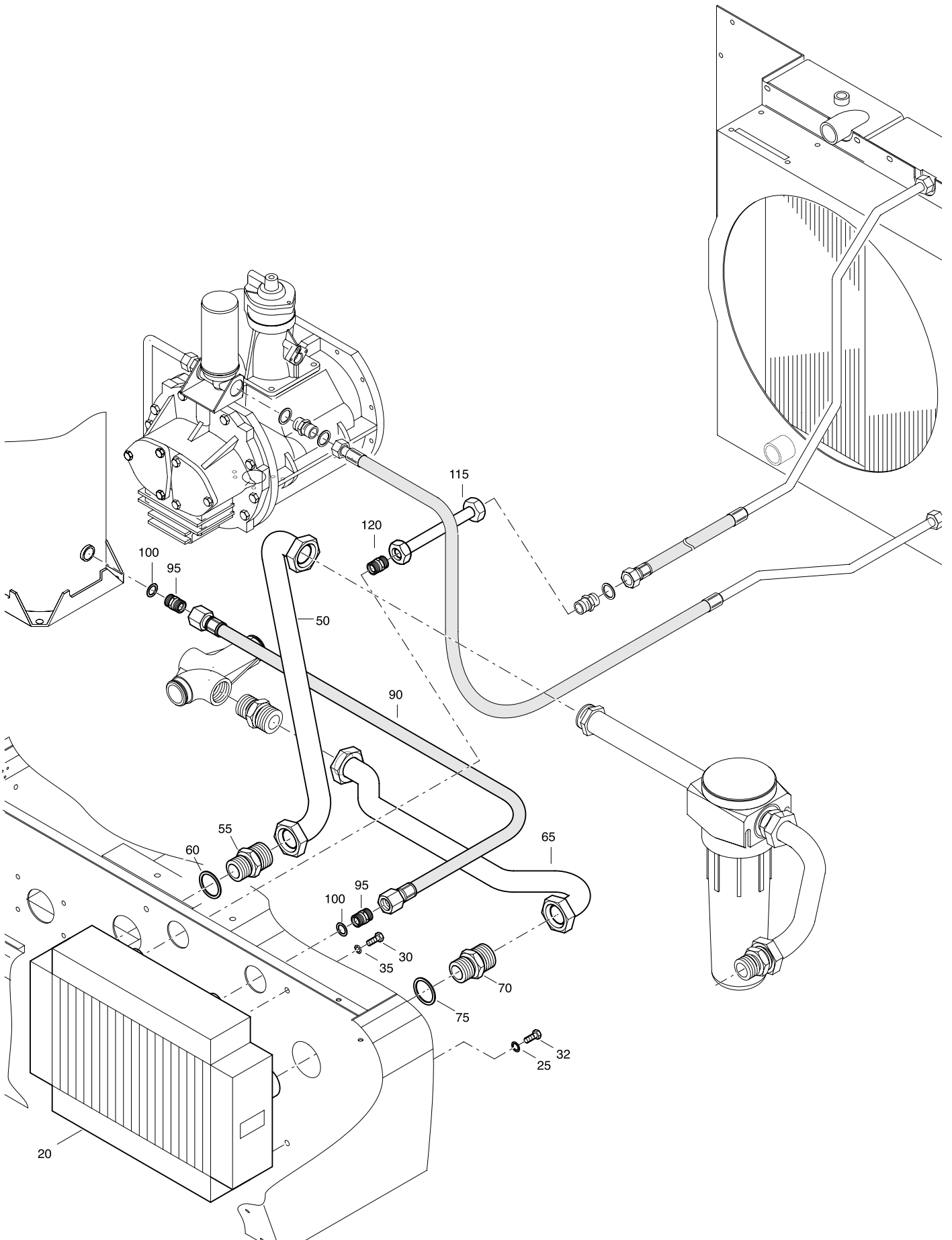
OPTION



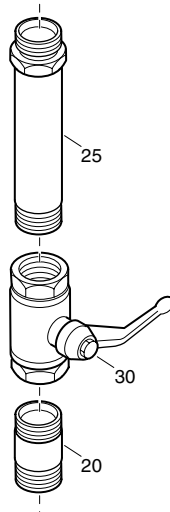
REF	PART NUMBER	DESIGNATION	QTY
20	1604 3692 00	PIPE	1
30	1604 3520 00	PIPE	1
60	1619 6153 06	BALL VALVE	1
70	1604 3521 00	HOSE ASSY	1
80	2250 4983 00	NIPPLE	2



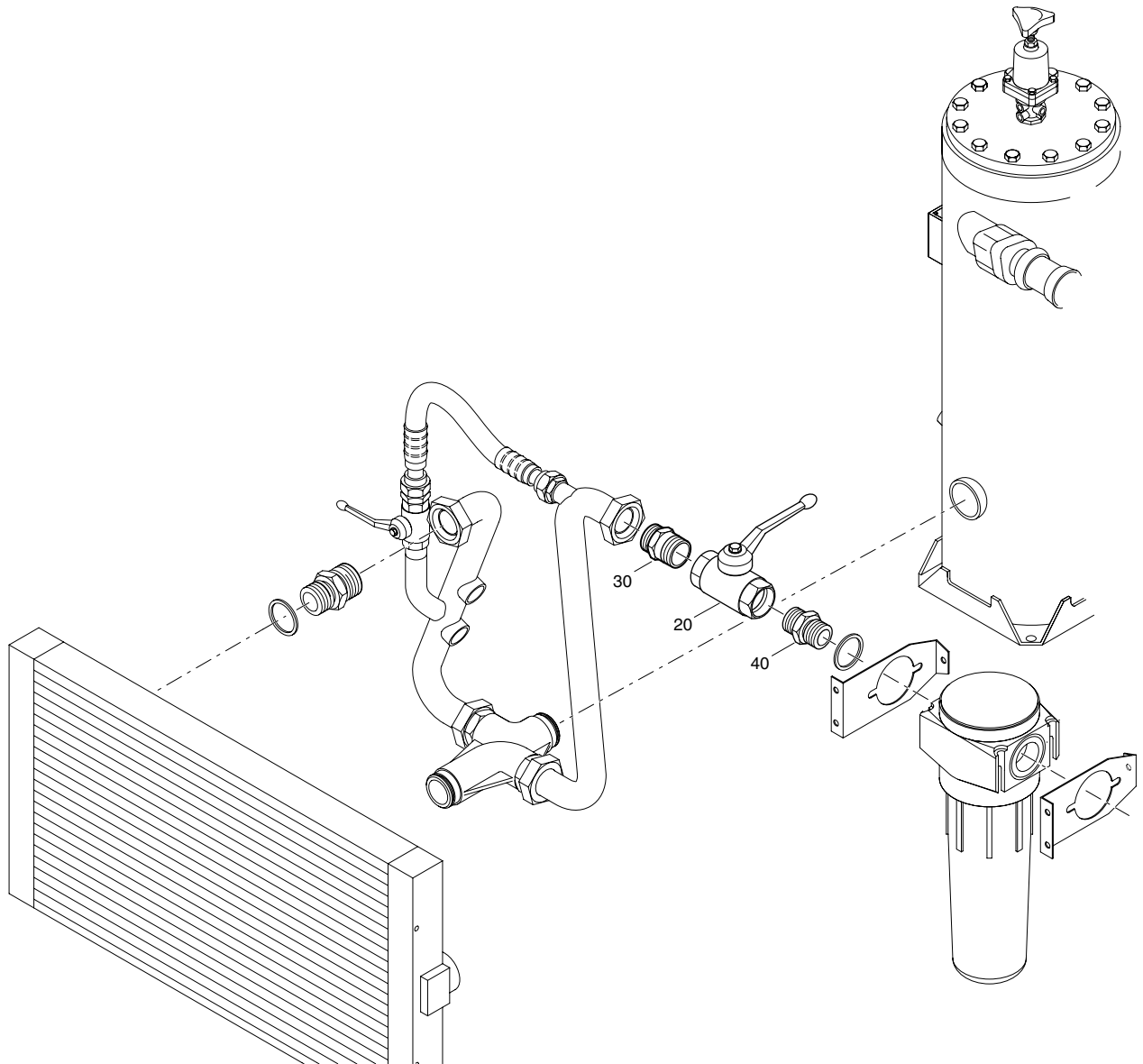
REF	PART NUMBER	DESIGNATION	QTY
70	1202 9354 01	BRACKET	2
80	0147 1244 03	HEX. HEAD SCREW	8
81	0301 2321 00	PLAIN WASHER	8
82	0291 1108 00	LOCKNUT	8
90	1202 9353 01	WHEELCHOCKS	2
100	1079 9902 64	LABEL	1



REF	PART NUMBER	DESIGNATION	QTY
20	1604 0541 00	REHEATER	1
25	0300 8019 00	PLAIN WASHER	2
30	0147 1321 03	HEX. HEAD SCREW	2
32	0147 1322 03	HEX. HEAD SCREW	2
35	0333 3227 00	LOCK WASHER	4
50	1604 0540 00	PIPE	1
55	0571 0035 41	HEXAGON NIPPLE	1
60	0661 1062 00	SEALING WASHER	1
65	1604 0542 00	PIPE	1
70	0571 0035 41	HEXAGON NIPPLE	1
75	0661 1062 00	SEALING WASHER	1
90	0575 0365 38	HOSE ASSEMBLY	1
95	1619 5509 00	NIPPLE	2
100	0661 1033 00	SEALING WASHER	2
115	1616 4610 00	PIPE	1
120	1619 7842 00	NIPPLE	1

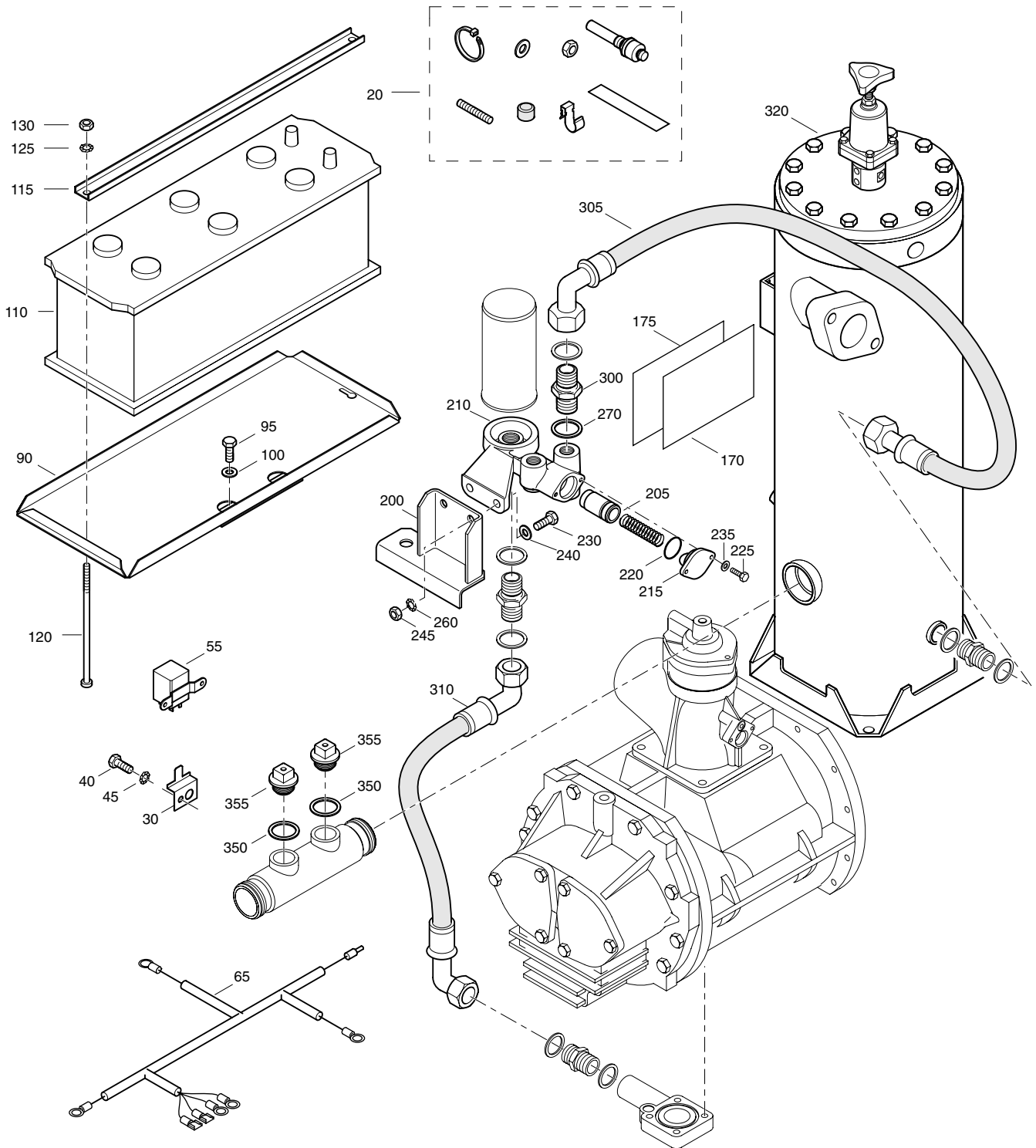


REF	PART NUMBER	DESIGNATION	QTY
20	1604 4750 00	PIPE	1
25	1604 0538 00	PIPE	1
30	1619 6153 08	BALL VALVE	1



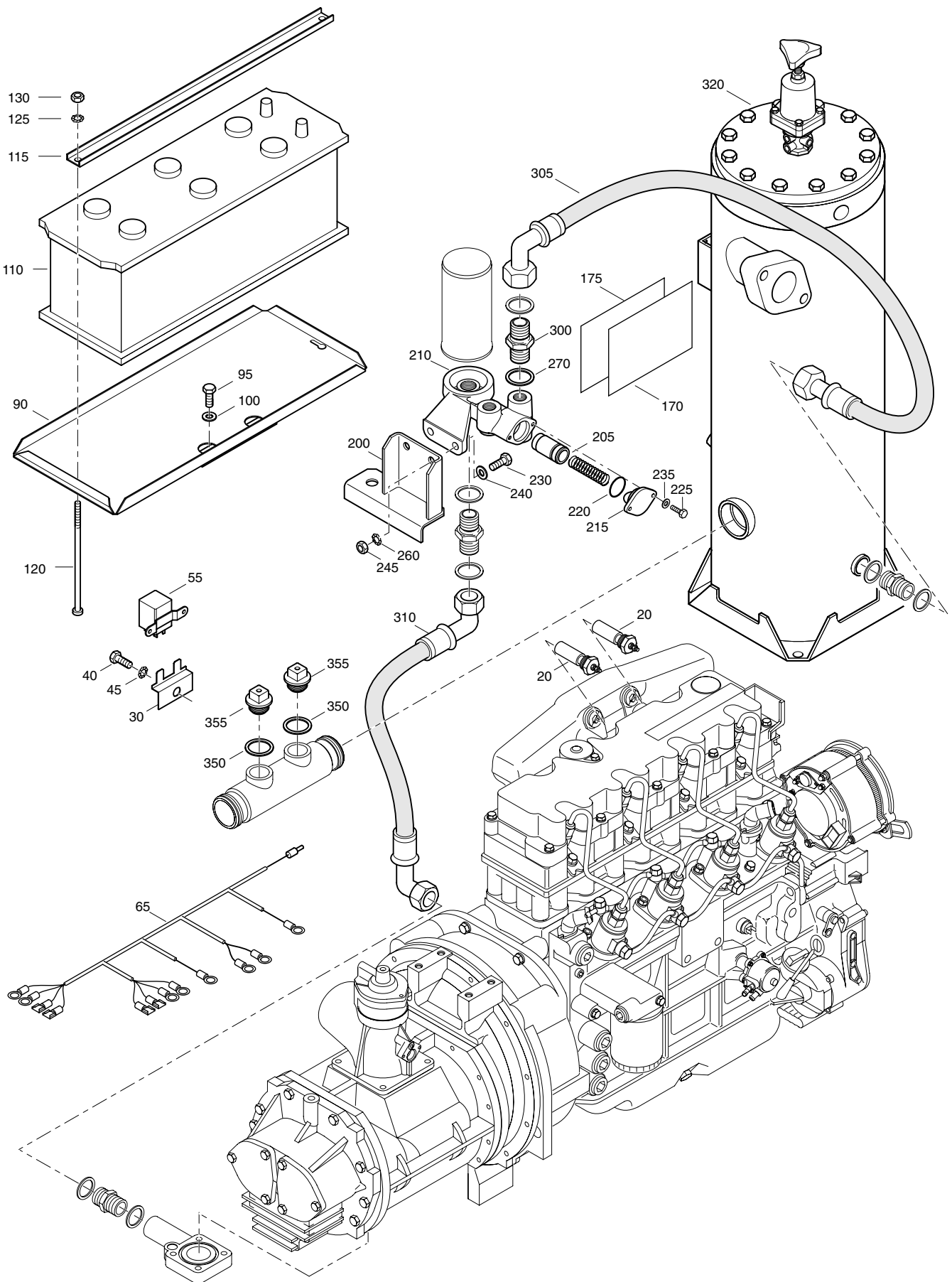
REF	PART NUMBER	DESIGNATION	QTY
20	1619 6153 08	BALL VALVE	1
30	1604 5162 00	PIPE	1
40	0603 4108 03	HEXAGON NIPPLE	1

OPTION



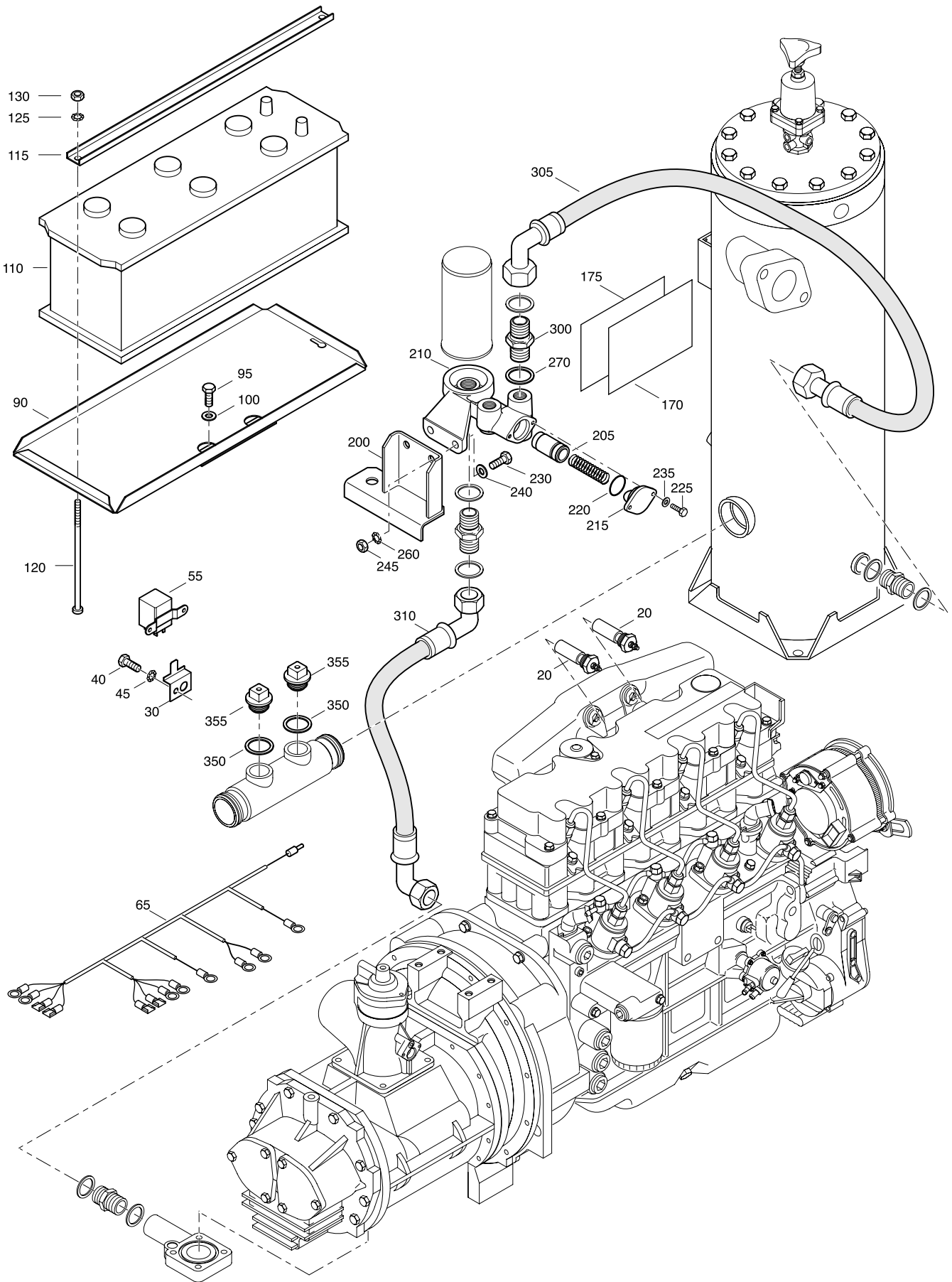
REF	PART NUMBER	DESIGNATION	QTY
20	1604 0599 00	MOTOR ACCESSORY	1
30	1615 9849 00	SUPPORT	1
40	0147 1320 03	HEX. HEAD SCREW	1
45	0333 3227 00	LOCK WASHER	1
55	1089 0585 01	RELAY	1
65	1604 0598 00	WIRE HARNESS	1
90	1604 0597 04	SUPPORT BATT.	1
95	0147 1323 03	HEX. HEAD SCREW	2
100	0301 2335 00	PLAIN WASHER	2
110	0926 5400 18	BATTERY	1
115	1604 0589 00	CLAMP	1
120	1614 2246 03	STUD	2
125	0333 3227 00	LOCK WASHER	2
130	0266 2110 00	HEXAGON NUT	2
170	1079 9920 00	INFORMATION LABEL	1
175	1079 9920 45	INFORMATION LABEL	1
200	1604 0301 04	BRACKET	1
205	1619 7595 00	THERMOST.VALVE	1
210	1613 6883 03	VALVE HOUSING	1
215	1614 6118 00	COVER	1
220	0663 2101 95	O-RING	1
225	0147 1246 03	HEX. HEAD SCREW	2
230	0147 1363 03	HEX. HEAD SCREW	2
235	0301 2321 00	PLAIN WASHER	2
240	0301 2344 00	PLAIN WASHER	2
245	0266 2111 00	HEXAGON NUT	2
260	0333 3132 00	LOCK WASHER	2
270	0661 1038 00	SEALING WASHER	1
300	1619 5509 00	NIPPLE	1
305	0574 8235 37	HOSE ASSEMBLY	1
310	0574 9841 22	HOSE ASSEMBLY	1
320	1604 0382 91	OIL SEPARATOR	1
		(For details see page 54)	
350	0661 1049 00	SEALING WASHER	2
355	1612 0685 82	BLEEDER VALVE	2

OPTION



REF	PART NUMBER	DESIGNATION	QTY
20	1310 0313 76	HEATER PLUG	2
30	1604 2241 00	SUPPORT	1
40	0147 1961 37	HEX. HEAD SCREW	1
45	0333 3242 00	LOCK WASHER	1
55	1089 0585 01	RELAY	2
65	1604 2239 01	WIRE HARNESS	1
90	1604 0597 04	SUPPORT BATT.	1
95	0147 1323 03	HEX. HEAD SCREW	2
100	0301 2335 00	PLAIN WASHER	2
110	0926 5400 18	BATTERY	1
115	1604 0589 00	CLAMP	1
120	1614 2246 03	STUD	2
125	0333 3227 00	LOCK WASHER	2
130	0266 2110 00	HEXAGON NUT	2
170	1079 9920 00	INFORMATION LABEL	1
175	1079 9920 45	INFORMATION LABEL	1
200	1604 0301 04	BRACKET	1
205	1619 7595 00	THERMOST.VALVE	1
210	1613 6883 03	VALVE HOUSING	1
215	1614 6118 00	COVER	1
220	0663 2101 95	O-RING	1
225	0147 1246 03	HEX. HEAD SCREW	2
230	0147 1363 03	HEX. HEAD SCREW	2
235	0301 2321 00	PLAIN WASHER	2
240	0301 2344 00	PLAIN WASHER	2
245	0266 2111 00	HEXAGON NUT	2
260	0333 3132 00	LOCK WASHER	2
270	0661 1038 00	SEALING WASHER	1
300	1619 5509 00	NIPPLE	1
305	0574 8235 37	HOSE ASSEMBLY	1
310	0574 9841 22	HOSE ASSEMBLY	1
320	1604 0382 89	OIL SEP. ASSY EC/ASME	1
		(For details see page 53)	
350	0661 1049 00	SEALING WASHER	2
355	1612 0685 82	BLEEDER VALVE	2

OPTION



REF	PART NUMBER	DESIGNATION	QTY
20	1310 0313 76	HEATER PLUG	2
30	1615 9849 00	SUPPORT	1
40	0147 1961 37	HEX. HEAD SCREW	1
45	0333 3242 00	LOCK WASHER	1
55	1089 0585 01	RELAY	2
65	1604 2239 01	WIRE HARNESS	1
90	1604 0597 04	SUPPORT BATT.	1
95	0147 1323 03	HEX. HEAD SCREW	2
100	0301 2335 00	PLAIN WASHER	2
110	0926 5400 18	BATTERY	1
115	1604 0589 00	CLAMP	1
120	1614 2246 03	STUD	2
125	0333 3227 00	LOCK WASHER	2
130	0266 2110 00	HEXAGON NUT	2
170	1079 9920 00	INFORMATION LABEL	1
175	1079 9920 45	INFORMATION LABEL	1
200	1604 0301 04	BRACKET	1
205	1619 7595 00	THERMOST.VALVE	1
210	1613 6883 03	VALVE HOUSING	1
215	1614 6118 00	COVER	1
220	0663 2101 95	O-RING	1
225	0147 1246 03	HEX. HEAD SCREW	2
230	0147 1363 03	HEX. HEAD SCREW	2
235	0301 2321 00	PLAIN WASHER	2
240	0301 2344 00	PLAIN WASHER	2
245	0266 2111 00	HEXAGON NUT	2
260	0333 3132 00	LOCK WASHER	2
270	0661 1038 00	SEALING WASHER	1
300	1619 5509 00	NIPPLE	1
305	0574 8235 37	HOSE ASSEMBLY	1
310	0574 9841 22	HOSE ASSEMBLY	1
350	0661 1049 00	SEALING WASHER	2
355	1612 0685 82	BLEEDER VALVE	2



Parts List for Portable Compressor

XAS136 Dd

