



Atlas Copco Stationary Air Compressors

ZT15-18-22-30-37-45
ZR30-37-45

Parts list

From following serial No. onwards :
AII - 702 000

- Copyright 2003, Atlas Copco Airpower n.v., Antwerp, Belgium.
Any unauthorized use or copying of the contents or any part thereof is prohibited.
This applies in particular to trademarks, model denominations, part numbers and drawings.
- **Use only authorized parts.** Any damage or malfunction caused by the use of unauthorized parts is not covered by Warranty or Product Liability.

No. 2930 1345 02

Registration code : APC Z < 55 + VSD / 39 / 994
Replaces No. 2930 1345 01

2003-09

www.atlascopco.com

Atlas Copco

Contents
Inhoud
Innehåll
Inhaltsverzeichnis
Table des matières
Indice

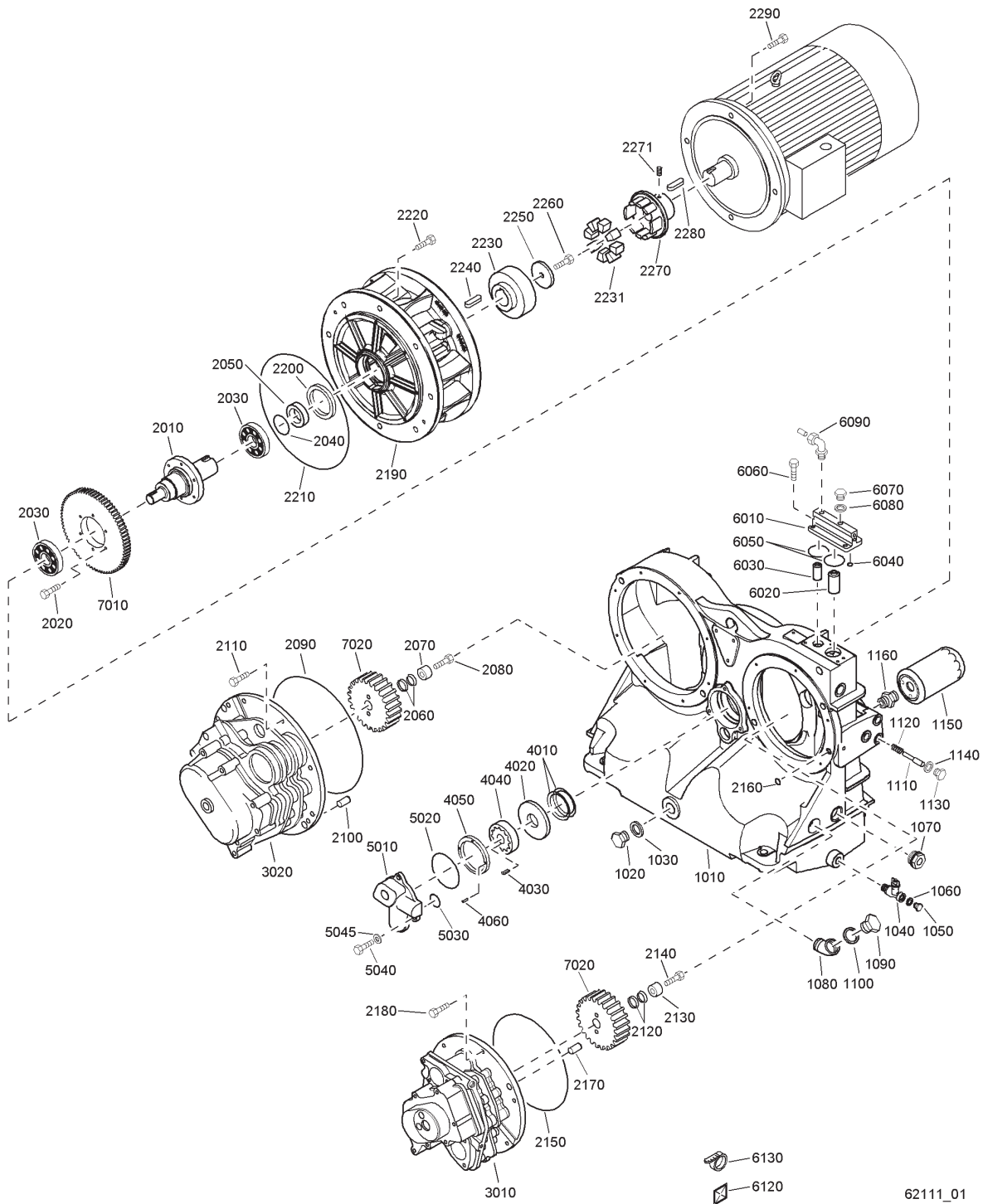
Indice
Innholdsfortegnelse
Indice
Indholdsfortegnelse
Sisällysluettelo

Gear casing and drive gear Tandwielkast en aandrijving Växelhus och drivning Getriebegehäuse und Antriebsrad Carter d'engrenages et entraînement Cárter de engranajes y accionamiento Scatola ingranaggi e ingranaggio conduttore Gearkasse og drivhjul Carter de engranagens e accioanamento Girkasse og drivhjul Vaihteen kotelo ja hihnapyörä		Mountings on frame Montageonderdelen op frame Fästen på ram Montagekomponenten auf Rahmen Superstructure sur châssis Piezas de montaje sobre bastidor Attacchi sul telaio Monteringskomp. på ramme Peças de montagem sobre a base Fester på ramme Kiinnikkeet rungossa	
- ZT15-22	1	- ZT15-22	12
- ZT/ZR30-45	2	- ZT/ZR30-45	13
Air inlet casing Luchtinlaathuis Luftinloppshus Lufteintrittsgehäuse Carter d'entrée d'air Caja de entrada de aire Scatola entrata aria Kappe, lufttilgang Sistema de admissão Luftinnløpshus Imukotelo		Air flow Luchtstroming Luftflöde Luftstrom Flux d'air Flujo de aire Flusso d'aria Luftflow Fluxo de ar Luftstrøm Ilman virtaus	
- ZT15-22	3	- ZT15-22 Pack	14
- ZT/ZR30-45	4	- ZT30-37 Pack	15
Connection parts Aansluitingen Anslutningskomponenter Verbindungsstücke Connexions Conexiones Parti di collegamento Tilslutninger Ligações Tilkoplinger Liitäntäkomponentit		- ZT45 Pack	16
- ZT15-22	5	- ZT15-22 Full feature with ID dryer	17
- ZT30-37	6	- ZT30-37 Full feature with ID dryer	18
- ZT45	7	- ZT45 Full feature with ID dryer	19
- ZR30-45	8	- ZR30-45 Pack	20
Cooler(s) Koeler(s) Kylare Kühler Refrroidisseur(s) Refrigerador(es) Refrigeratore(i) Kølere Refrigerador(es) Kjøler(e) Jäähdyttimet		- ZT15-22 with IMD dryer	21
- ZT15-22	9	- ZT30-37 with IMD dryer	22
- ZT30-45	10	- ZT45 with IMD dryer	23
- ZR30-45	11	Oil system Oliesysteem Oljesystem Ölsystem Système d'huile Sistema de aceite Sistema dell'olio Oliesystem Sistema de óleo Oljesystem Voitelujärjestelmä	
		- ZT15-22	24
		- ZT30-45	25
		- ZR30-45	26

Regulating system		Air dryer parts	
Regelsysteem		Luchtdroger onderdelen	
Reglersystem		Lufttorkaretilil	
Regelsystem		Lufttrockner teille	
Système de régulation		Pièces du sécheur d'air	
Sistema de regulación		Pieza dell secador de aire	
Sistema di regolazione		Parte d'essiccatore d'aria	
Reguleringsystem		Lufttørrertill	
Sistema de regulação		Peça de secador de ar	
Reguleringsystem		Lufttørkertille	
Säätöjärjestelmä		Kuivain	
- ZT15-22	27	- Mountings on vessel - IMD50 for ZT18-22-30-37	38
- ZT30-45	28	- Mountings on vessel - IMD100 for ZT45	39
- ZR30-45	29	- Pressure vessel and rotor - IMD50 for ZT18-22-30-37 ...	40
		- Pressure vessel and rotor - IMD100 for ZT45	41
		- Motor and drive connections	42
Drain system		Bodywork	
Aftapsysteem		Carrosserie	
Avtappningssystem		Karosseri	
Abläßsystem		Karosserie	
Système de vidange		Capotage	
Sistema de drenaje		Carroceria	
Sistema di scarico		Cappottatura	
Drænsystem		Karosseri	
Sistema de drenagem de condensados		Carroceria	
Avtappingssystem		Kabinett	
Lauhteenpoistojärjestelmä		Kotelo	
- ZT15-22 Pack	30	- ZT15-22 Pack	43
- ZT15-22 Full feature with ID dryer	31	- ZT15-22 WorkPlace	44
- ZT/ZR30-45 Pack	32	- ZT30-45 Pack	45
- ZT/ZR30-45 Full feature with ID dryer	33	- ZT30-45 WorkPlace	46
		- ZR30-45 Pack	47
		- ZR30-45 WorkPlace	48
Air dryer connections		Cubicle	
Aansluitingen van de luchtdroger		Kast	
Lufttorkaranslutningar		Skåp	
Anschlüsse des Lufttrockners		Schaltschrank	
Connexions du sécheur d'air		Armoire	
Conexiones del secador de aire		Armario	
Connessioni del essiccatore d'aria		Armadio elettrico	
Tilslutninger, køletørrer		Elskab	
Ligações do secador de ar		Quadro	
Lufttørkertilkoplinger		Skap	
Kuivaimen liitännät		Kotelo	
- ZT15-22 Full feature with ID dryer	34	- ZT15-18-22 Y-D starter IEC	49
- ZT/ZR30-45 Full feature with ID dryer	35	- ZT15-18-22 DOL starter CSA/UL	50
		- ZT/ZR30-37-45 Y-D starter IEC	51
		- ZT/ZR30-37-45 Y-D starter CSA/UL	52
Air dryer		Service kits	
Luchtdroger		Service kits	
Lufttorkare		Service kits	
Lufttrockner		Service Kits	
Sécheur d'air		Service kits	
Secador de aire		Service kits	
Essiccatore d'aria		Kit per la manutenzione	
Lufttørrer		Service kits	
Secador de ar		Conjuntos de reparação	
Lufttørker		Servicesett	
Kuivain		Huoltotarvikesarjat	53
- ZT15-22 Full feature with ID dryer	36		
- ZT30-45 Full feature with ID dryer	37		

1

Gear casing and drive gear - ZT15-22



62111_01

62111_01

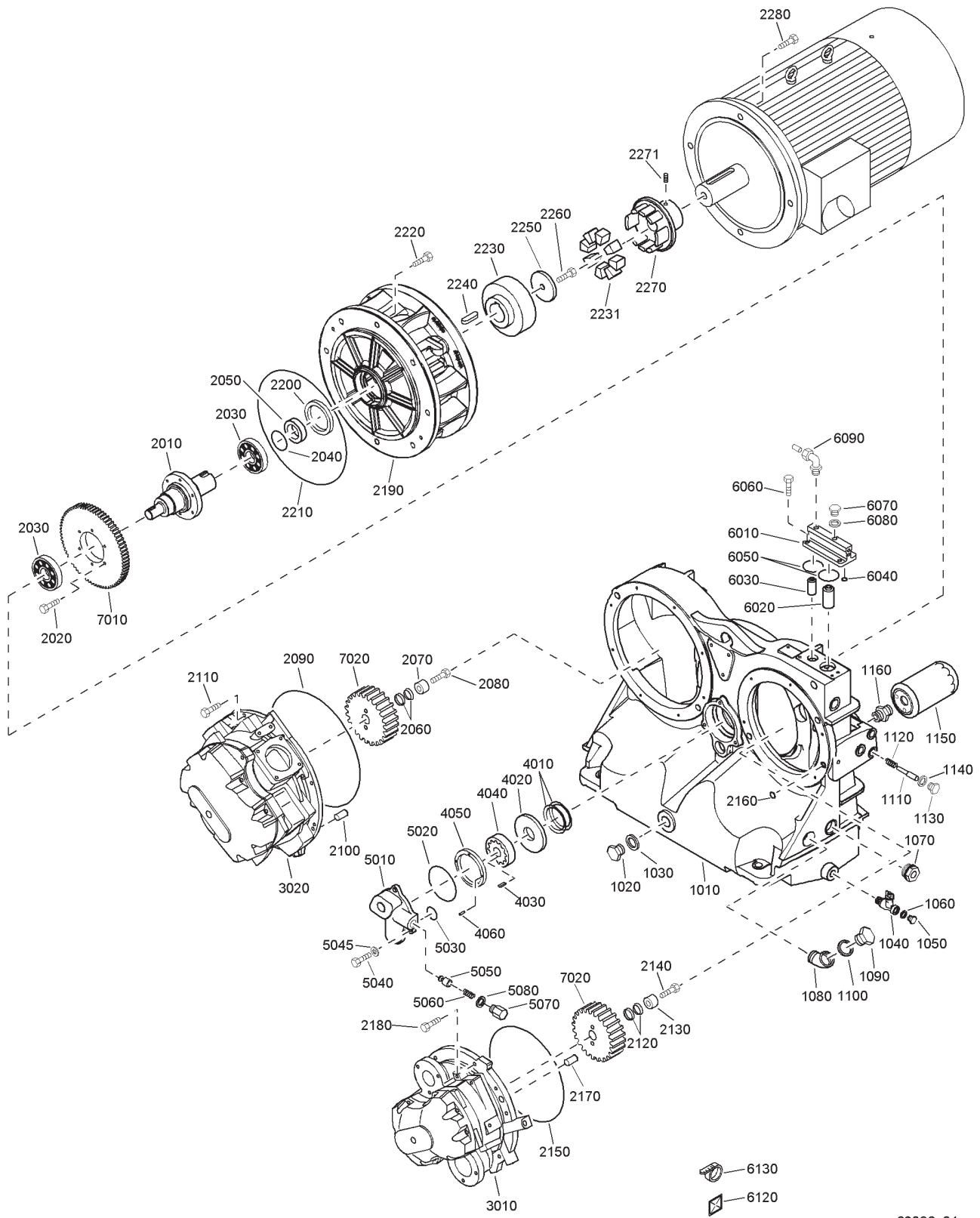
Ref.	Part number	Qty	Name	Remarks	Ref.	Part number	Qty	Name	Remarks
1010	1622 1100 00	1	Gear casing		1080	0560 0200 50	1	Elbow	
1020	0686 3716 09	1	Plug		1090	0686 3716 09	1	Plug	
1030	0661 1000 45	1	Seal washer		1100	0661 1000 45	1	Seal washer	
1040	0852 0010 26	1	Drain valve		1110	1622 1144 00	1	Valve	
1050	0686 3716 02	1	Hexagon plug		1120	1202 5180 00	1	Spring	
1060	0661 1000 39	1	Seal washer		1130	1622 1145 00	1	Plug	
1070	1503 0202 00	1	Oil sight		1140	0661 1000 39	1	Seal washer	

Gear casing and drive gear - ZT15-22

Ref.	Part number	Qty	Name	Remarks	Ref.	Part number	Qty	Name	Remarks
1150	1614 8747 00	1	Oilfilter					ZT15-8,6/50Hz HAV,	
1160	1622 1146 00	1	Nipple					ZT18-10/60Hz HAV	
2010	1622 1141 00	1	Drive shaft		1616	6488 35		ZT15-8,6/60Hz,	
2020	0211 1327 00	8	Cap screw					ZT15-10/50Hz HAV,	
2030	2807 1125 00	2	Bearing					ZT15-7,5/60Hz HAV	
2040	0663 2101 55	1	O-ring		1616	6488 10		ZT18-7,5/50Hz,	
2050	1622 1120 00	1	Bushing					ZT22-7,5/60Hz,	
2060	0339 1000 02	2	Ring spring					ZT22-8,6/50Hz HAV	
2070	1202 8364 00	1	Washer		1616	6488 06		ZT18-8,6/50Hz,	
2080	0211 1406 00	1	Cap screw					ZT18-7,5/50Hz HAV,	
2090	0663 2104 77	1	O-ring					ZT22-7,5/60Hz HAV	
2100	0101 1621 00	2	Pin		1616	6488 04		ZT18-7,5/60Hz,	
2110	0147 1325 03	8	Hexagon bolt					ZT18-10/50Hz,	
2120	0339 1000 02	2	Ring spring					ZT18-8,6/50Hz HAV	
2130	1202 8364 00	1	Washer		1616	6488 02		ZT18-8,6/60Hz,	
2140	0211 1406 00	1	Cap screw					ZT18-10/50Hz HAV,	
2150	0663 2104 76	1	O-ring					ZT18-7,5/60Hz HAV	
2160	0663 2104 72	1	O-ring		1616	6488 15		ZT22-7,5/50Hz	
2170	0101 1621 00	2	Pin		1616	6488 13		ZT22-8,6/50Hz	
2180	0147 1325 03	6	Hexagon bolt		1616	6488 07		ZT22-8,6/60Hz,	
2190	1622 1103 00	1	Coupling housing					ZT22-10/50Hz HAV	
2200	0666 7178 00	1	Sealing ring		1616	6488 05		ZT22-10/60Hz,	
2210	0663 2108 39	1	O-ring					ZT22-8,6/60Hz HAV	
2220	0147 1403 03	8	Hexagon bolt		1616	6488 37		ZT15-8,6/60Hz HAV	
2230	1622 1134 00	1	Coupling half		1616	6488 38		ZT18-10/60Hz,	
2231	1622 1134 02	• 8	Rubber element					ZT18-8,6/60Hz HAV	
2240	0337 8224 00	1	Parallel key		1616	6488 39		ZT22-10/50Hz,	
2250	1622 1143 00	1	Washer					ZT22-7,5/50Hz HAV	
2260	0147 1407 03	1	Hexagon bolt	7020		2		Gear wheel	
2270	1622 1133 00	1	Coupling half		1616	6489 36		ZT15-7,5/50Hz,	
2271	0196 1356 00	• 1	Set screw					ZT22-10/60Hz HAV	
2280	0337 0009 42	1	Parallel key		1616	6489 32		ZT15-8,6/50Hz,	
2290	0147 1477 03	4	Hexagon bolt					ZT15-7,5/50Hz HAV	
3010	1616 7107 81	1	Element HPT0		1616	6489 29		ZT15-7,5/60Hz,	
3020	1616 7117 81	1	Element LPT1					ZT15-10/50Hz,	
4010	1622 1148 00	2	Disc spring					ZT15-8,6/50Hz HAV,	
4020	1622 1149 00	1	Ring					ZT18-10/60Hz HAV	
4030	0337 0009 48	1	Key		1616	6489 38		ZT15-8,6/60Hz,	
4040	1613 4121 00	1	Oil pump					ZT15-10/50Hz HAV,	
4050	1613 4120 00	1	Eccentric ring					ZT15-7,5/60Hz HAV	
4060	0102 0243 00	1	Pin		1616	6489 10		ZT18-7,5/50Hz,	
5010	1622 1108 00	1	Oil pump cover					ZT22-7,5/60Hz,	
5020	0663 2106 16	1	O-ring					ZT22-8,6/50Hz HAV	
5030	0663 3132 00	1	O-ring		1616	6489 06		ZT18-8,6/50Hz,	
5040	0147 1369 03	3	Hexagon bolt					ZT18-7,5/50Hz HAV,	
5045	0301 2344 00	3	Washer					ZT22-7,5/60Hz HAV	
6010	1622 1147 00	1	Cover with ejector		1616	6489 04		ZT18-7,5/60Hz,	
6020	1202 6255 01	1	Filter element					ZT18-10/50Hz,	
	0663 9032 01	• 1	O-ring					ZT18-8,6/50Hz HAV	
6030	1614 8673 00	1	Filter element		1616	6489 02		ZT18-8,6/60Hz,	
6040	0663 2107 84	1	O-ring					ZT18-10/50Hz HAV,	
6050	0663 2107 81	2	O ring					ZT18-7,5/60Hz HAV	
6060	0211 1325 03	3	Cap screw		1616	6489 15		ZT22-7,5/50Hz	
6070	0686 3716 01	1	Hexagon plug		1616	6489 13		ZT22-8,6/50Hz	
6080	0661 1000 38	1	Seal washer		1616	6489 07		ZT22-8,6/60Hz,	
6090	0581 1200 23	1	Elbow coupling					ZT22-10/50Hz HAV	
6120	1088 1305 02	5	Push mount		1616	6489 05		ZT22-10/60Hz,	
6130	1088 1301 02	5	Cable strip					ZT22-8,6/60Hz HAV	
7010		1	Gear wheel		1616	6489 40		ZT15-8,6/60Hz HAV	
	1616 6488 36		ZT15-7,5/50Hz,		1616	6489 41		ZT18-10/60Hz,	
			ZT22-10/60Hz HAV					ZT18-8,6/60Hz HAV	
	1616 6488 32		ZT15-8,6/50Hz,		1616	6489 42		ZT22-10/50Hz,	
			ZT15-7,5/50Hz HAV					ZT22-7,5/50Hz HAV	
	1616 6488 29		ZT15-7,5/60Hz,						
			ZT15-10/50Hz,						

HAV : High Ambient Version

2

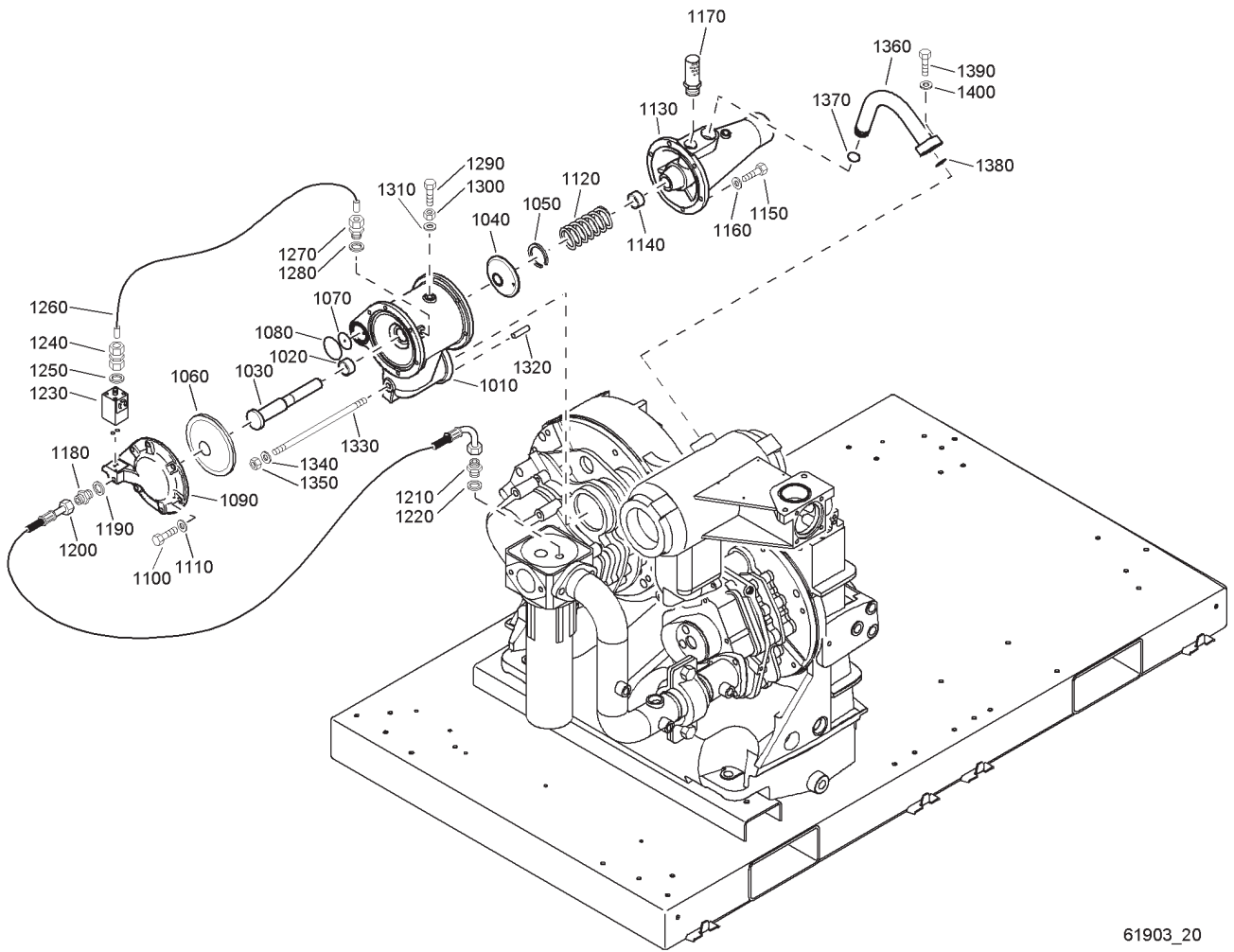


Gear casing and drive gear - ZT/ZR30-45

Ref.	Part number	Qty	Name	Remarks	Ref.	Part number	Qty	Name	Remarks
1010	1622 1100 00	1	Gear casing		6020	1202 6255 01	1	Filter element	
1020	0686 3716 09	1	Plug			0663 9032 01	1	O-ring	
1030	0661 1000 45	1	Seal washer		6030	1614 8673 00	1	Filter element	
1040	0852 0010 26	1	Drain valve		6040	0663 2107 84	1	O-ring	
1050	0686 3716 02	1	Hexagon plug		6050	0663 2107 81	2	O ring	
1060	0661 1000 39	1	Seal washer		6060	0211 1325 03	3	Cap screw	
1070	1503 0202 00	1	Oil sight		6070	0686 3716 01	1	Hexagon plug	
1080	0560 0200 50	1	Elbow		6080	0661 1000 38	1	Seal washer	
1090	0686 3716 09	1	Plug		6090	0581 1200 23	1	Elbow coupling	
1100	0661 1000 45	1	Seal washer		6120	1088 1305 02	5	Push mount	
1110	1622 1144 00	1	Valve		6130	1088 1301 02	5	Cable strip	
1120	1202 5180 00	1	Spring		7010		1	Gear wheel	
1130	1622 1145 00	1	Plug			1622 1182 13		ZT/ZR30-7,5/50Hz, ZT/ZR45-8,6/60Hz HAV	
1140	0661 1000 39	1	Seal washer			1622 1182 10		ZT/ZR30-8,6/50Hz, ZT/ZR30-7,5/50Hz HAV	
1150	1614 8747 00	1	Oilfilter			1622 1182 06		ZT/ZR30-7,5/60Hz, ZT/ZR30-8,6/50Hz HAV, ZT/ZR37-7,5/60Hz HAV, ZT/ZR37-8,6/60Hz HAV	
1160	1622 1146 00	1	Nipple			1622 1182 04		ZT/ZR30-8,6/60Hz	
2010	1622 1140 00	1	Drive shaft			1622 1182 20		ZT/ZR37-7,5/50Hz, ZT/ZR45-7,5/50Hz HAV, ZT/ZR45-8,6/50Hz HAV	
2020	0211 1327 00	8	Cap screw			1622 1182 17		ZT/ZR37-8,6/50Hz, ZT/ZR37-7,5/50Hz HAV	
2030	2807 1125 00	2	Bearing			1622 1182 11		ZT/ZR37-7,5/60Hz	
2040	0663 2101 55	1	O-ring			1622 1182 09		ZT/ZR37-8,6/60Hz	
2050	1622 1120 00	1	Bushing			1622 1182 25		ZT/ZR45-7,5/50Hz	
2060	0339 1000 02	2	Ring spring			1622 1182 23		ZT/ZR45-8,6/50Hz	
2070	1202 8364 00	1	Washer			1622 1182 18		ZT/ZR45-7,5/60Hz	
2080	0211 1406 00	1	Cap screw			1622 1182 16		ZT/ZR45-8,6/60Hz	
2090	0663 2104 77	1	O-ring			1622 1182 02		ZT/ZR30-7,5/60Hz HAV	
2100	0101 1621 00	2	Pin			1622 1182 01		ZT/ZR30-8,6/60Hz HAV	
2110	0147 1326 03	8	Hexagon bolt			1622 1182 14		ZT/ZR37-8,6/50Hz HAV, ZT/ZR45 7,5/60Hz HAV	
2120	0339 1000 02	2	Ring spring		7020		2	Gear wheel	
2130	1202 8364 00	1	Washer			1616 6489 05		ZT/ZR30-7,5/50Hz, ZT/ZR45-8,6/60Hz HAV	
2140	0211 1406 00	1	Cap screw			1616 6489 36		ZT/ZR30-8,6/50Hz, ZT/ZR30-7,5/50Hz HAV	
2150	0663 2104 76	1	O-ring			1616 6489 32		ZT/ZR30-7,5/60Hz, ZT/ZR30-8,6/50Hz HAV, ZT/ZR37-7,5/60Hz HAV, ZT/ZR37-8,6/60Hz HAV	
2160	0663 2104 72	1	O-ring			1616 6489 39		ZT/ZR30-8,6/60Hz	
2170	0101 1621 00	2	Pin			1616 6489 11		ZT/ZR37-7,5/50Hz, ZT/ZR45-7,5/50Hz HAV, ZT/ZR45-8,6/50Hz HAV	
2180	0147 1326 03	6	Hexagon bolt			1616 6489 08		ZT/ZR45-8,6/50Hz HAV, ZT/ZR37-7,5/50Hz HAV	
2190	1622 1104 00	1	Coupling housing			1616 6489 04		ZT/ZR37-7,5/60Hz	
2200	0666 7178 00	1	Sealing ring			1616 6489 03		ZT/ZR37-8,6/60Hz	
2210	0663 2108 39	1	O-ring			1616 6489 15		ZT/ZR45-7,5/50Hz	
2220	0147 1403 03	8	Hexagon bolt			1616 6489 13		ZT/ZR45-8,6/50Hz	
2230	1622 1136 00	1	Coupling half			1616 6489 09		ZT/ZR45-7,5/60Hz	
2231	1622 1136 02	8	Rubber element			1616 6489 07		ZT/ZR45-8,6/60Hz	
2240	0337 8229 00	1	Parallel key			1616 6489 29		ZT/ZR30-7,5/60Hz HAV	
2250	1613 4128 00	1	Washer			1616 6489 01		ZT/ZR30-8,6/60Hz HAV	
2260	0147 1407 03	1	Hexagon bolt			1616 6489 34		ZT/ZR37-8,6/50Hz HAV, ZT/ZR45 7,5/60Hz HAV	
2270	1622 1135 00	1	Coupling half						
2271	0196 1356 00	1	Set screw						
2280	0147 1477 03	4	Hexagon bolt						
3010	1616 6960 81	1	Element HP T2						
3020	1616 6990 81	1	Element LP T3						
4010	1622 1148 00	2	Disc spring						
4020	1622 1149 00	1	Ring						
4030	0337 0009 48	1	Key						
4040	1613 4121 00	1	Oil pump						
4050	1613 4120 00	1	Eccentric ring						
4060	0102 0243 00	1	Pin						
5010	1622 1109 00	1	Oil pump cover						
5020	0663 2106 16	1	O-ring						
5030	0663 3132 00	1	O-ring						
5040	0147 1369 03	3	Hexagon bolt						
5045	0301 2344 00	3	Washer						
5050	1622 1423 00	1	Valve						
5060	1622 1422 00	1	Spring						
5070	1622 1145 00	1	Plug						
5080	0661 1000 39	1	Seal washer						
6010	1622 1147 00	1	Cover with ejector						

HAV : High Ambient Version

3

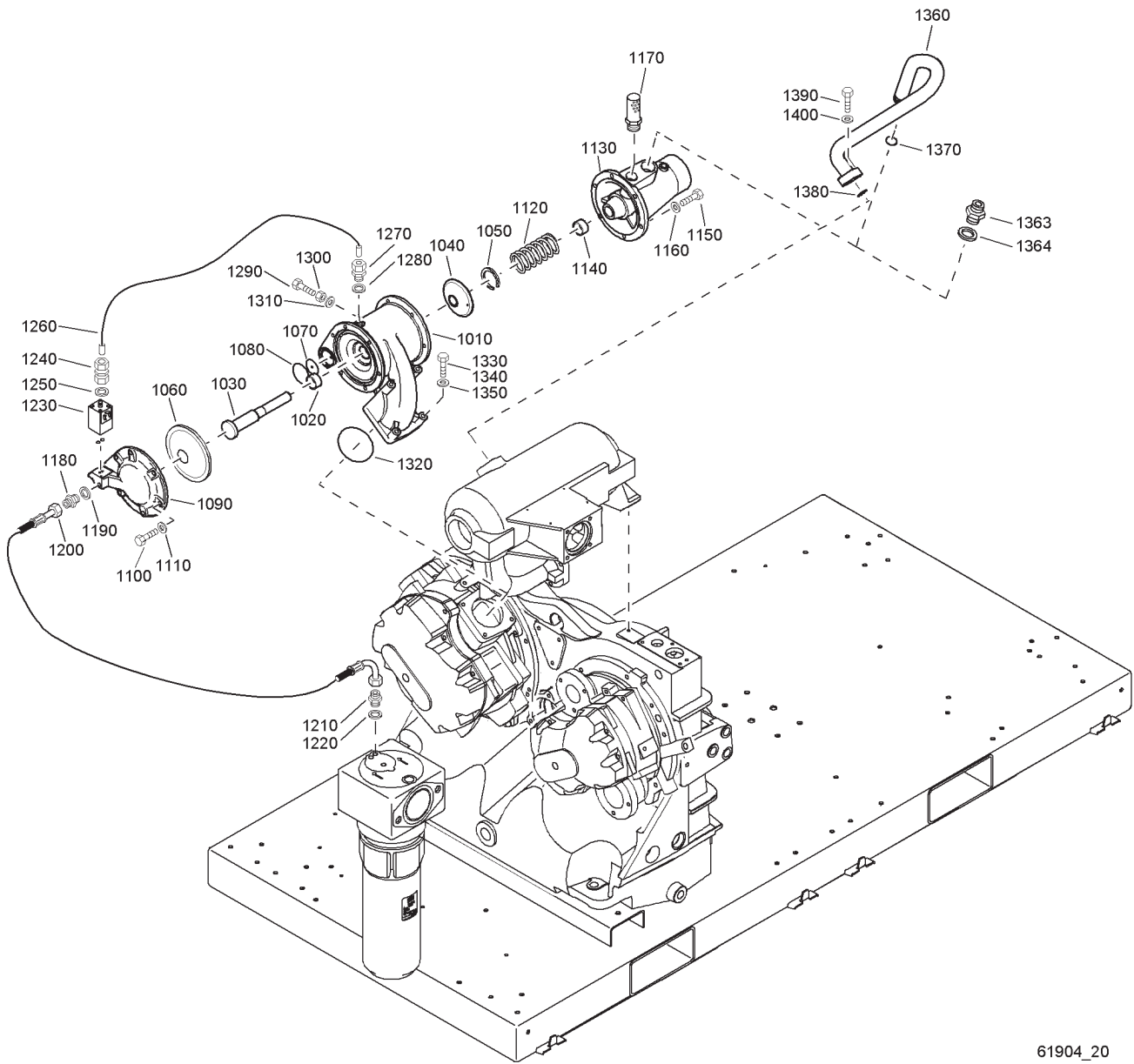


61903_20

Air inlet casing - ZT15-22

Ref.	Part number	Qty	Name	Remarks	Ref.	Part number	Qty	Name	Remarks
1010	1622 1110 00	1	Valve housing		1210	1079 5840 18	1	Nipple	
1020	0500 4510 27	1	Bearing		1220	0661 1000 38	1	Seal washer	
1030	1613 5718 00	1	Valve		1230	1089 0428 14	1	Solenoid valve	
1040	1621 1004 00	1	Valve		1240	0581 0225 01	1	Pipe coupling	
1050	0335 3114 00	1	Retaining ring		1250	0661 1000 42	2	Seal washer	
1060	1621 1005 00	1	Diaphragm		1260	0070 6002 05	AR	Plastic tube	
1070	1613 4036 00	1	Membrane		1270	0581 0000 38	1	Pipe coupling	
1080	0663 2108 16	1	O-ring		1280	0661 1000 42	1	Seal washer	
1090	1622 1112 00	1	Valve cover		1290	0147 1364 03	1	Hexagon bolt	
1100	0147 1325 03	6	Hexagon bolt		1300	0266 2111 00	1	Nut	
1110	0301 2335 00	6	Washer		1310	0661 1000 42	1	Seal washer	
1120	1613 5721 00	1	Spring		1320	0108 1192 00	1	Pin	
1130	1622 1197 00	1	Connection		1330	0248 9980 63	1	Threaded rod	
1140	0500 4510 01	1	Bushing		1340	0661 1000 42	1	Seal washer	
1150	0147 1325 03	6	Hexagon bolt		1350	0291 1111 00	1	Lock nut	
1160	0301 2335 00	6	Washer		1360	1622 1153 00	1	Pipe	
1170	1614 6819 00	1	Muffler		1370	0663 2102 63	1	O-ring	
1180	1079 5840 01	1	Nipple		1380	0663 2109 12	1	O-ring	
1190	0661 1000 42	1	Seal washer		1390	0211 1326 03	2	Cap screw	
1200	0574 8861 10	1	Hose assembly		1400	0300 0275 01	2	Plain washer	

4



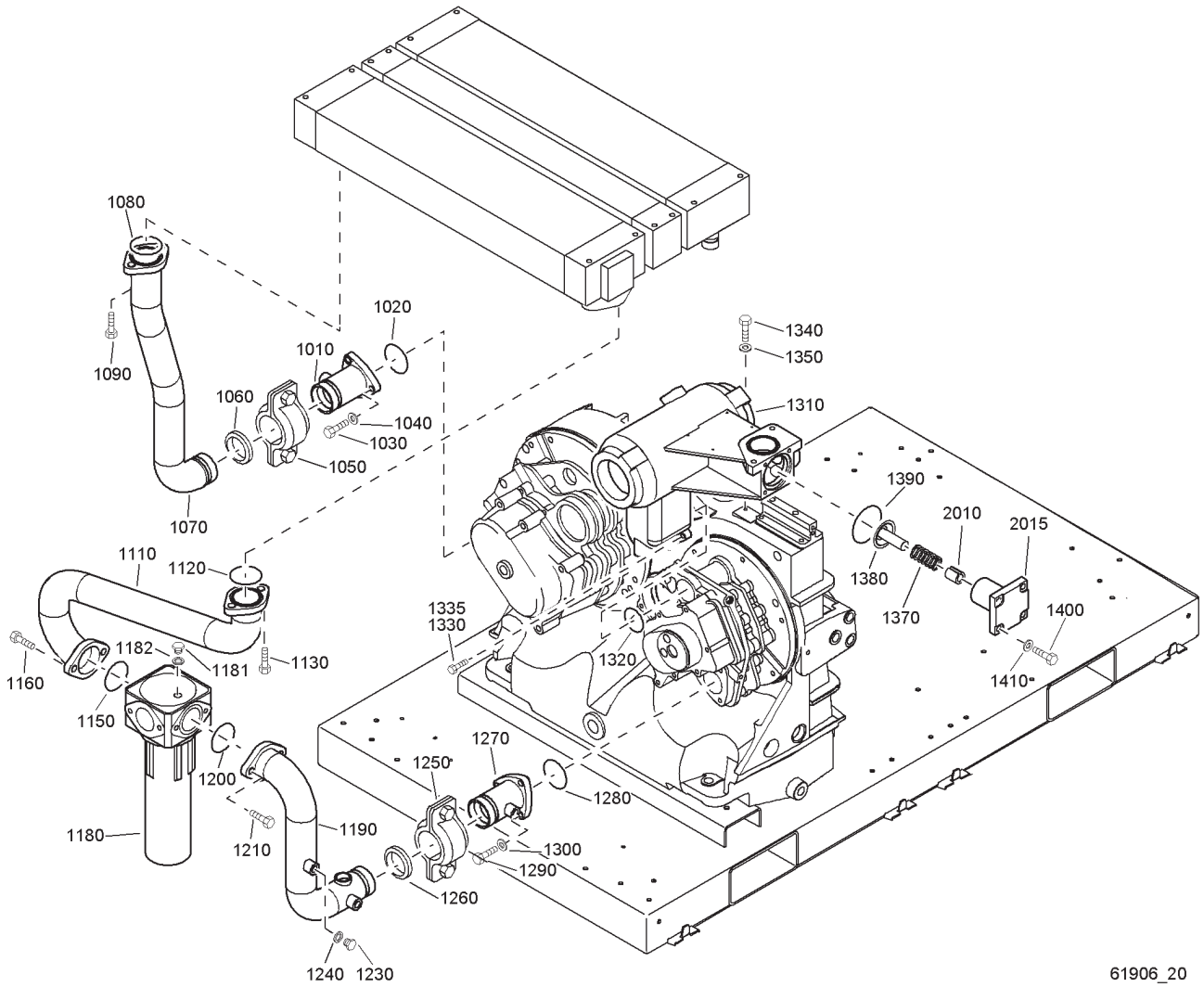
61904_20

Air inlet casing - ZT/ZR30-45

4

Ref.	Part number	Qty	Name	Remarks	Ref.	Part number	Qty	Name	Remarks
1010	1622 1111 00	1	Valve housing		1250	0661 1000 42	2	Seal washer	
1020	0500 4510 27	1	Bearing		1260	0070 6002 05	AR	Plastic tube	
1030	1613 5718 00	1	Valve		1270	0581 0000 38	1	Pipe coupling	
1040	1622 1583 00	1	Valve (inlet)		1280	0661 1000 42	1	Seal washer	
1050	0335 3114 00	1	Retaining ring		1290	0147 1364 03	1	Hexagon bolt	
1060	1621 1005 00	1	Diaphragm		1300	0266 2111 00	1	Nut	
1070	1613 4036 00	1	Membrane		1310	0661 1000 42	1	Seal washer	
1080	0663 2108 16	1	O-ring		1320	0663 2104 26	1	O-ring	
1090	1622 1112 00	1	Valve cover		1330	0147 1331 03	2	Hexagon bolt	
1100	0147 1325 03	6	Hexagon bolt		1340	0147 1345 03	2	Hexagon bolt	
1110	0301 2335 00	6	Washer		1350	0301 2335 00	4	Washer	
1120	1613 5721 00	1	Spring		1360		1	Pipe	
1130		1	Connection			1622 1666 00		ZT/ZR30-37	
	1622 1113 00		ZT/ZR30-37		1363		1	Nipple	
	1622 1671 00		ZT/ZR45			1619 5509 00		ZT/ZR45	
1140	0500 4510 01	1	Bushing		1364		1	Seal washer	
1150	0147 1325 03	6	Hexagon bolt			0661 1000 43		ZT/ZR45	
1160	0301 2335 00	6	Washer		1370		1	O-ring	
1170	1614 6819 00	1	Muffler			0663 2102 63		ZT/ZR30-37	
1180	1079 5840 01	1	Nipple		1380		1	O-ring	
1190	0661 1000 42	1	Seal washer			0663 2109 12		ZT/ZR30-37	
1200	0574 8861 10	1	Hose assembly		1390		2	Cap screw	
1210	1079 5840 18	1	Nipple			0211 1326 03		ZT/ZR30-37	
1220	0661 1000 38	1	Seal washer		1400		2	Plain washer	
1230	1089 0428 14	1	Solenoid valve			0300 0275 01		ZT/ZR30-37	
1240	0581 0225 01	1	Pipe coupling						

5

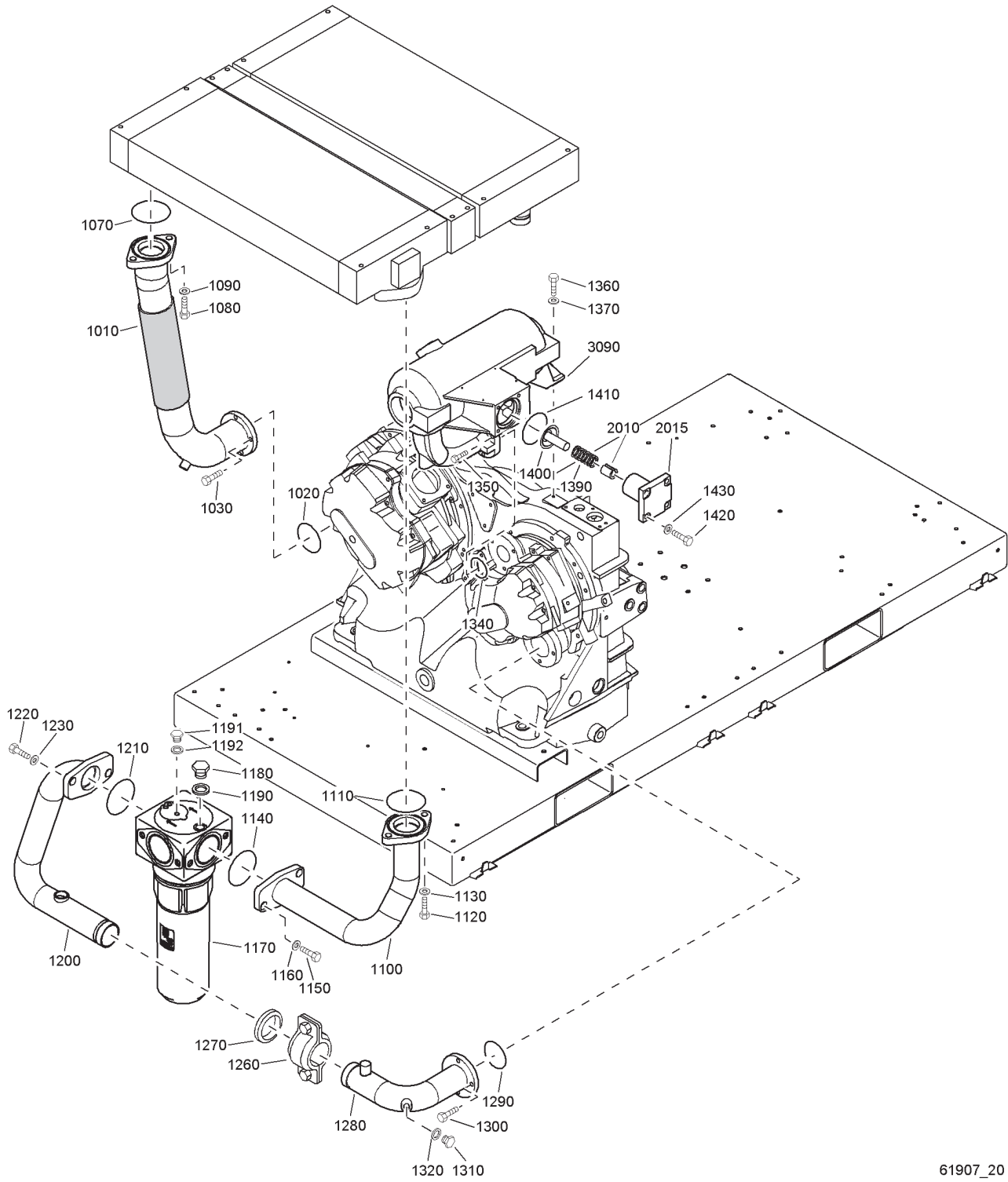


61906_20

Connection parts - ZT15-22

Ref.	Part number	Qty	Name	Remarks	Ref.	Part number	Qty	Name	Remarks
1010	1622 1161 00	1	Pipe		1210	0211 1363 03	2	Cap screw	
1020	0663 2106 11	1	O-ring		1230	0686 3716 01	1	Hexagon plug	
1030	0147 1326 03	3	Hexagon bolt		1240	0661 1000 38	1	Seal washer	
1040	0301 2335 00	3	Washer		1250	0634 1000 23	1	Pipe coupling	
1050	0634 1000 23	1	Pipe coupling		1260	0634 1000 81	1	Seal	
1060	0634 1000 81	1	Seal		1270	1622 1161 00	1	Pipe	
1070	1622 1163 00	1	Pipe		1280	0663 2106 11	1	O-ring	
1080	0663 2106 11	1	O-ring		1290	0147 1326 03	3	Hexagon bolt	
1090	0211 1363 03	2	Cap screw		1300	0301 2335 00	3	Washer	
1110	1622 1329 00	1	Pipe		1310	1622 1105 00	1	Pulsation damper	
1120	0663 2106 11	1	O-ring		1320	0663 2109 68	1	O-ring	
1130	0211 1363 03	2	Cap screw		1330	0211 1326 03	1	Cap screw	M8 x 30
1150	0663 2106 11	1	O-ring		1335	0211 1329 03	2	Cap screw	M8 x 45
1160	0211 1363 03	2	Cap screw		1340	0147 1325 03	1	Hexagon bolt	
1180	1613 9357 80	1	Wsd80		1350	0301 2335 00	1	Washer	
	0663 2111 80	• 1	O-ring		1370	1621 3014 00	1	Spring	
	4090 0309 00	• 1	O-ring		1380	1614 7368 00	1	Check valve	
	0663 2107 81	• 1	O ring		1390	0663 2107 92	1	O-ring	
	0663 2111 27	• 1	O-ring 31.5x3		1400	0147 1363 03	4	Hexagon bolt	
1181	0686 3716 02	1	Hexagon plug		1410	0301 2344 00	4	Washer	
1182	0661 1000 39	1	Seal washer			1622 1107 80	1	Housing ass'y	
1190	1622 1330 00	1	Pipe		2010	0500 4510 11	• 1	Bushing	
1200	0663 2106 11	1	O-ring		2015	1622 1107 00	• 1	Housing check valve	

6



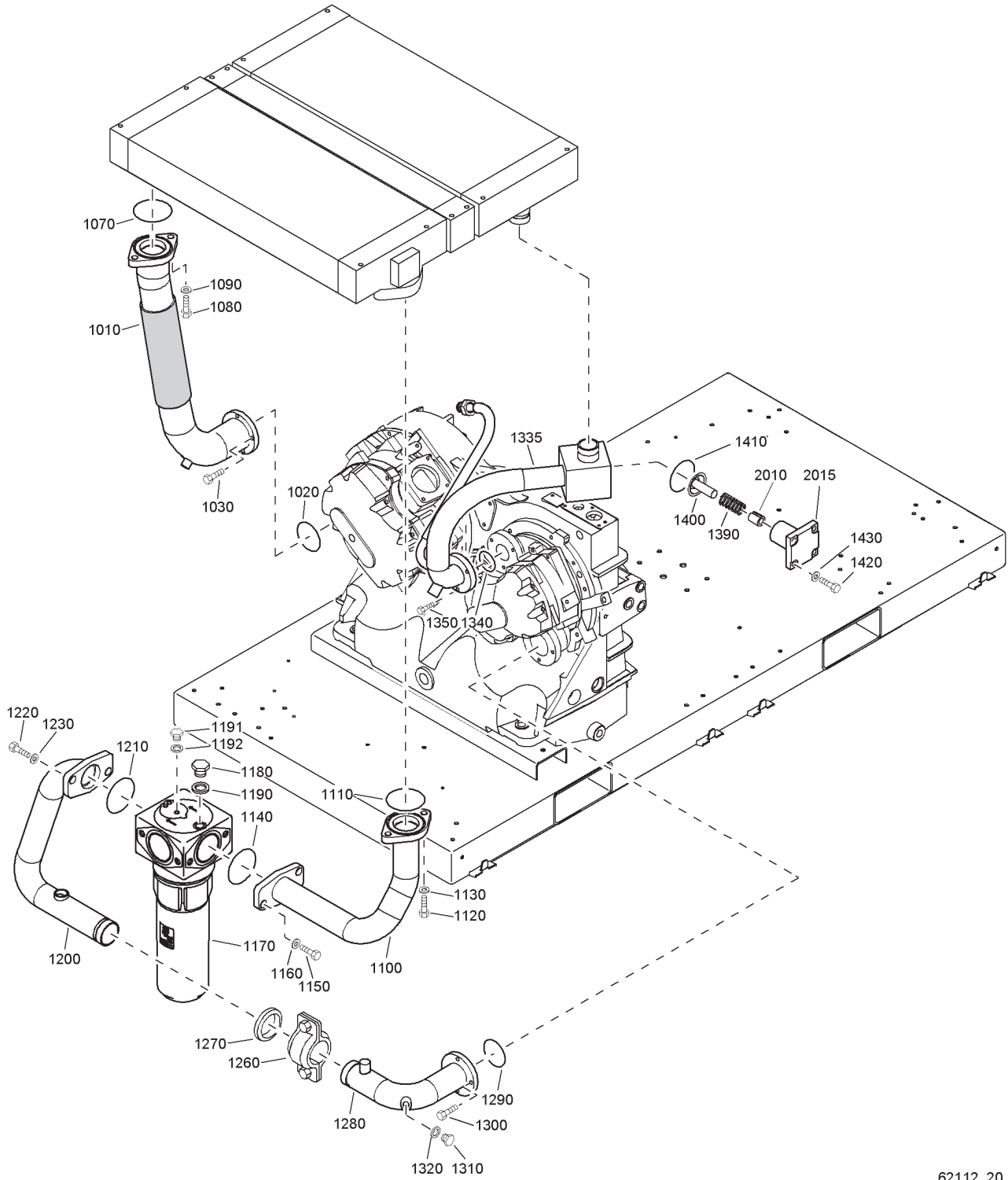
61907_20

61907_20

Connection parts - ZT30-37

Ref.	Part number	Qty	Name	Remarks	Ref.	Part number	Qty	Name	Remarks
1010	1622 1667 00	1	Pipe		1220	0147 1477 03	2	Hexagon bolt	
1020	0663 2106 12	1	O-ring		1230	0301 2378 00	2	Washer	
1030	0211 1325 03	4	Cap screw		1260	0634 1000 23	1	Pipe coupling	
1070	0663 2106 57	1	O-ring		1270	0634 1000 81	1	Seal	
1080	0147 1364 03	2	Hexagon bolt		1280	1622 1195 00	1	Pipe	
1090	0301 2344 00	2	Washer		1290	0663 2102 89	1	O-ring	
1100	1622 1194 00	1	Pipe		1300	0211 1325 03	4	Cap screw	
1110	0663 2106 57	1	O-ring		1310	0686 3716 01	1	Hexagon plug	
1120	0147 1364 03	2	Hexagon bolt		1320	0661 1000 38	1	Seal washer	
1130	0301 2344 00	2	Washer		1340	0663 2108 00	1	O-ring	
1140	0663 2107 94	1	O-ring		1350	0211 1326 03	3	Cap screw	
1150	0147 1477 03	2	Hexagon bolt		1360	0147 1325 03	1	Hexagon bolt	
1160	0301 2378 00	2	Washer		1370	0301 2335 00	1	Washer	
1170	1613 9370 80	1	Wsd250		1390	1621 3014 00	1	Spring	
	0663 6147 00	• 1	O-ring		1400	1614 7368 00	1	Check valve	
	0663 6136 00	• 1	O-ring		1410	0663 2107 92	1	O-ring	
	0663 2133 00	• 1	O-ring 39,2x3		1420	0147 1363 03	4	Hexagon bolt	
	0663 2111 27	• 1	O-ring 31.5x3		1430	0301 2344 00	4	Washer	
1180	0686 3716 02	1	Hexagon plug			1622 1107 80	1	Housing ass'y	
1190	0661 1000 39	1	Seal washer		2010	0500 4510 11	• 1	Bushing	
1191	0686 3716 01	1	Hexagon plug		2015	1622 1107 00	• 1	Housing check valve	
1192	0661 1000 38	1	Seal washer		3090		1	Pulsation damper	
1200	1622 1165 00	1	Pipe			1622 1106 82		L, D, UDT	
1210	0663 2107 94	1	O-ring			1622 1106 99		CE, As	

7

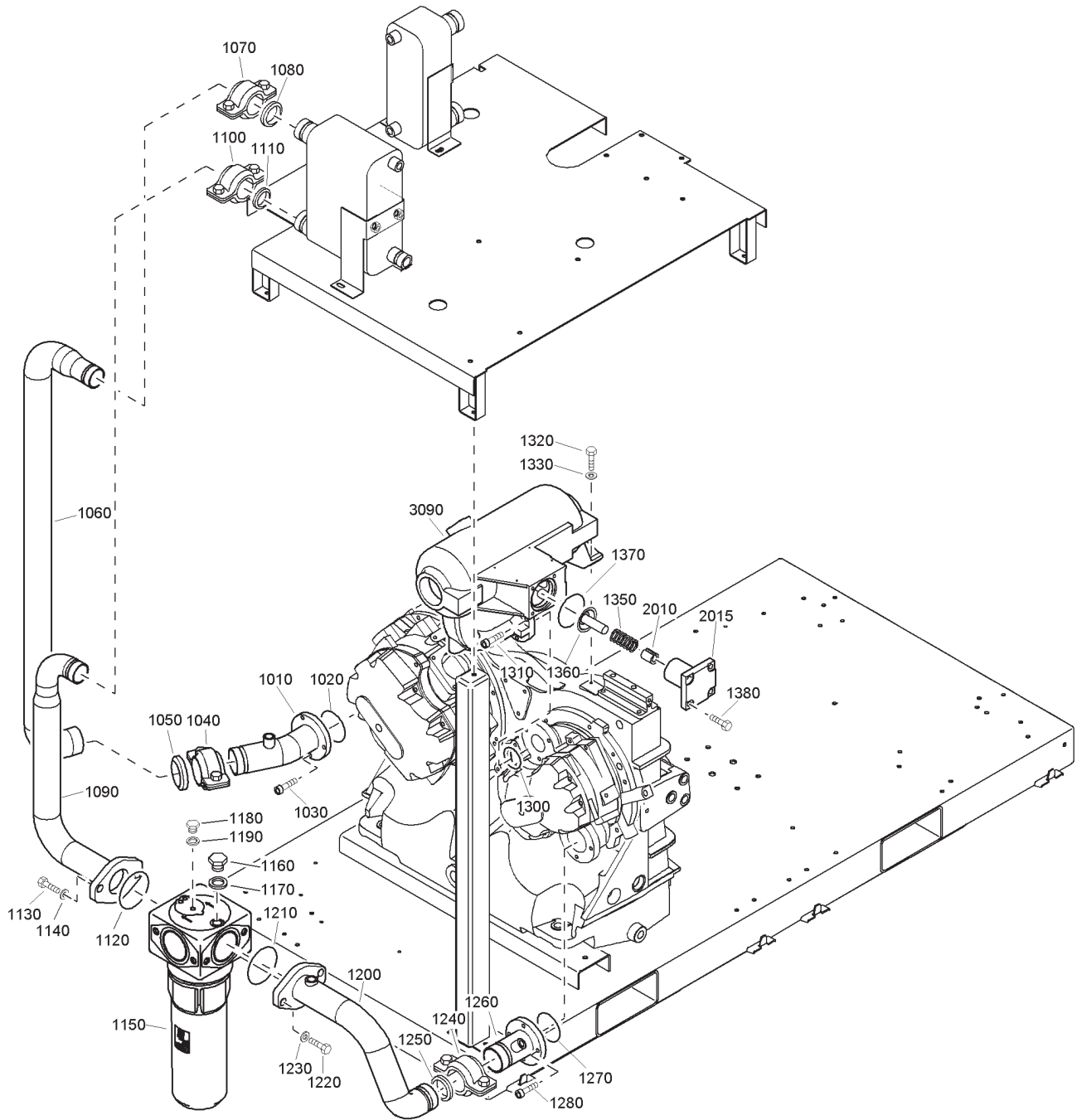


62112_20

Connection parts - ZT45

Ref.	Part number	Qty	Name	Remarks	Ref.	Part number	Qty	Name	Remarks
1010	1622 1667 00	1	Pipe		1200	1622 1165 00	1	Pipe	
1020	0663 2106 12	1	O-ring		1210	0663 2107 94	1	O-ring	
1030	0211 1325 03	4	Cap screw		1220	0147 1477 03	2	Hexagon bolt	
1070	0663 2106 57	1	O-ring		1230	0301 2378 00	2	Washer	
1080	0147 1364 03	2	Hexagon bolt		1260	0634 1000 23	1	Pipe coupling	
1090	0301 2344 00	2	Washer		1270	0634 1000 81	1	Seal	
1100	1622 1194 00	1	Pipe		1280	1622 1195 00	1	Pipe	
1110	0663 2106 57	1	O-ring		1290	0663 2102 89	1	O-ring	
1120	0147 1364 03	2	Hexagon bolt		1300	0211 1325 03	4	Cap screw	
1130	0301 2344 00	2	Washer		1310	0686 3716 01	1	Hexagon plug	
1140	0663 2107 94	1	O-ring		1320	0661 1000 38	1	Seal washer	
1150	0147 1477 03	2	Hexagon bolt		1335	1622 1683 00	1	Pipe	
1160	0301 2378 00	2	Washer		1340	0663 2108 00	1	O-ring	
1170	1613 9370 80	1	Wsd250		1350	0211 1326 03	3	Cap screw	
	0663 6147 00 •	1	O-ring		1390	1621 3014 00	1	Spring	
	0663 6136 00 •	1	O-ring		1400	1614 7368 00	1	Check valve	
	0663 2133 00 •	1	O-ring 39,2x3		1410	0663 2107 92	1	O-ring	
	0663 2111 27 •	1	O-ring 31.5x3		1420	0147 1363 03	4	Hexagon bolt	
1180	0686 3716 02	1	Hexagon plug		1430	0301 2344 00	4	Washer	
1190	0661 1000 39	1	Seal washer			1622 1107 80	1	Housing assembly	
1191	0686 3716 01	1	Hexagon plug		2010	0500 4510 11 •	1	Bushing	
1192	0661 1000 38	1	Seal washer		2015	1622 1107 00 •	1	Housing check valve	

8



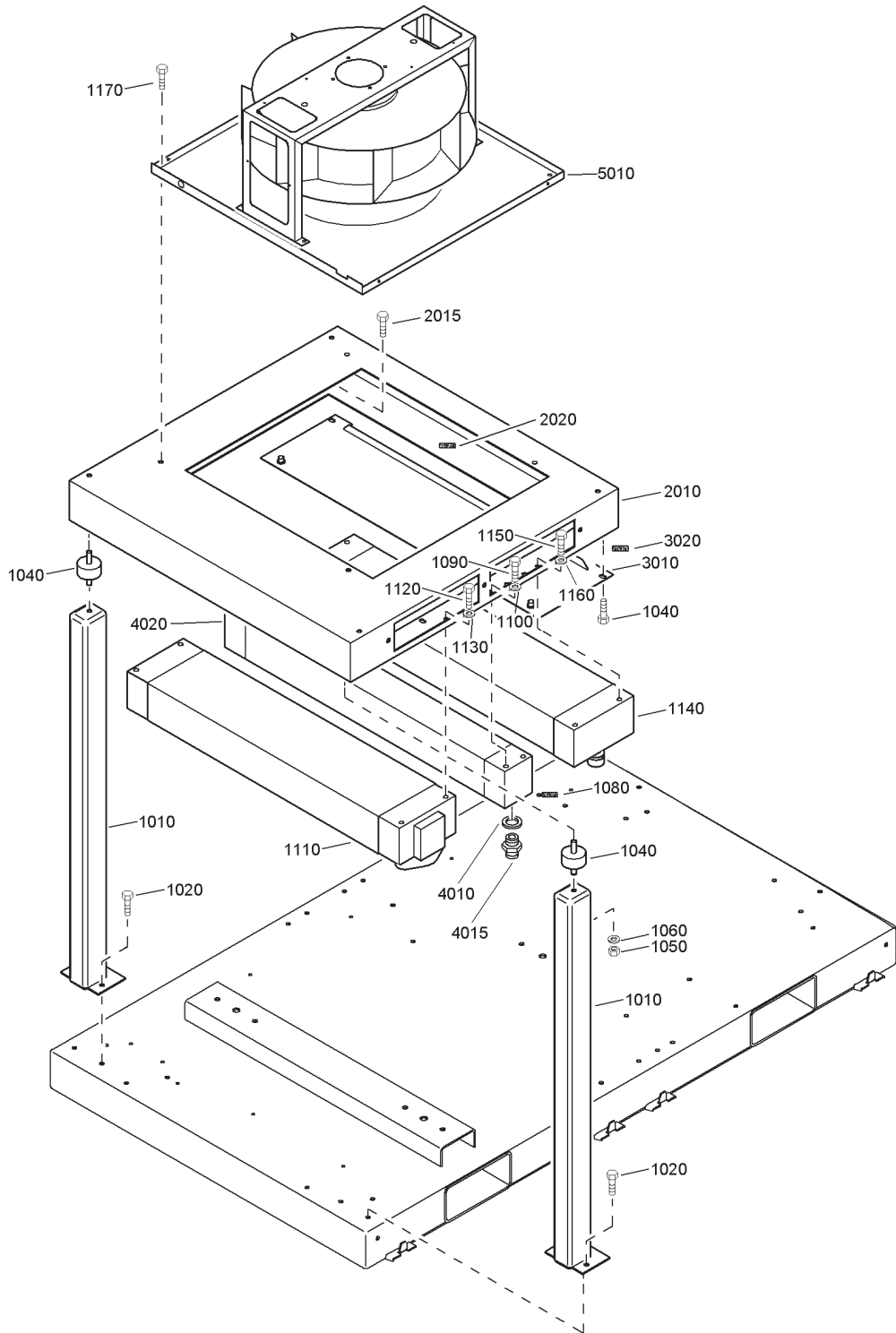
61980_20

61980_20

Connection parts - ZR30-45

Ref.	Part number	Qty	Name	Remarks	Ref.	Part number	Qty	Name	Remarks
1010	1622 1617 00	1	Pipe lp to ic		1200	1622 1618 00	1	Pipe wsd to hp	
1020	0663 2106 12	1	O-ring		1210	0663 2107 94	1	O-ring	
1030	0211 1325 03	4	Cap screw		1220	0147 1477 03	2	Hexagon bolt	
1040	0634 1000 23	1	Pipe coupling		1230	0301 2378 00	2	Washer	
1050	0634 1000 81	1	Seal		1240	0634 1000 23	1	Pipe coupling	
1060	1622 1616 00	1	Pipe lp to ic		1250	0634 1000 81	1	Seal	
1070	0634 1000 27	1	Pipe coupling		1260	1622 1619 00	1	Pipe wsd to hp	
1080	0634 1000 80	1	Seal		1270	0663 2102 89	1	O-ring	
1090	1622 1615 00	1	Pipe ic to wsd		1280	0211 1325 03	4	Cap screw	
1100	0634 1000 27	1	Pipe coupling		1300	0663 2108 00	1	O-ring	
1110	0634 1000 80	1	Seal		1310	0211 1325 03	3	Cap screw	
1120	0663 2107 94	1	O-ring		1320	0147 1325 03	1	Hexagon bolt	
1130	0147 1477 03	2	Hexagon bolt		1330	0301 2335 00	1	Washer	
1140	0301 2378 00	2	Washer		1350	1621 3014 00	1	Spring	
1150	1613 9370 80	1	Wsd250		1360	1614 7368 00	1	Check valve	
	0663 2111 27	• 1	O-ring		1370	0663 2107 92	1	O-ring	
	0663 2133 00	• 1	O-ring		1380	0147 1363 03	4	Hexagon bolt	
	0663 6136 00	• 1	O-ring			1622 1107 80	1	Housing ass'y	
	0663 6147 00	• 1	O-ring		2010	0500 4510 11	• 1	Bushing	
1160	0686 3716 02	1	Hexagon plug		2015	1622 1107 00	• 1	Housing check valve	
1170	0661 1000 39	1	Seal washer		3090		1	Pulsation damper	
1180	0686 3716 01	1	Hexagon plug			1622 1106 82		L, D, UDT	
1190	0661 1000 38	1	Seal washer			1622 1106 99		CE, As	

9

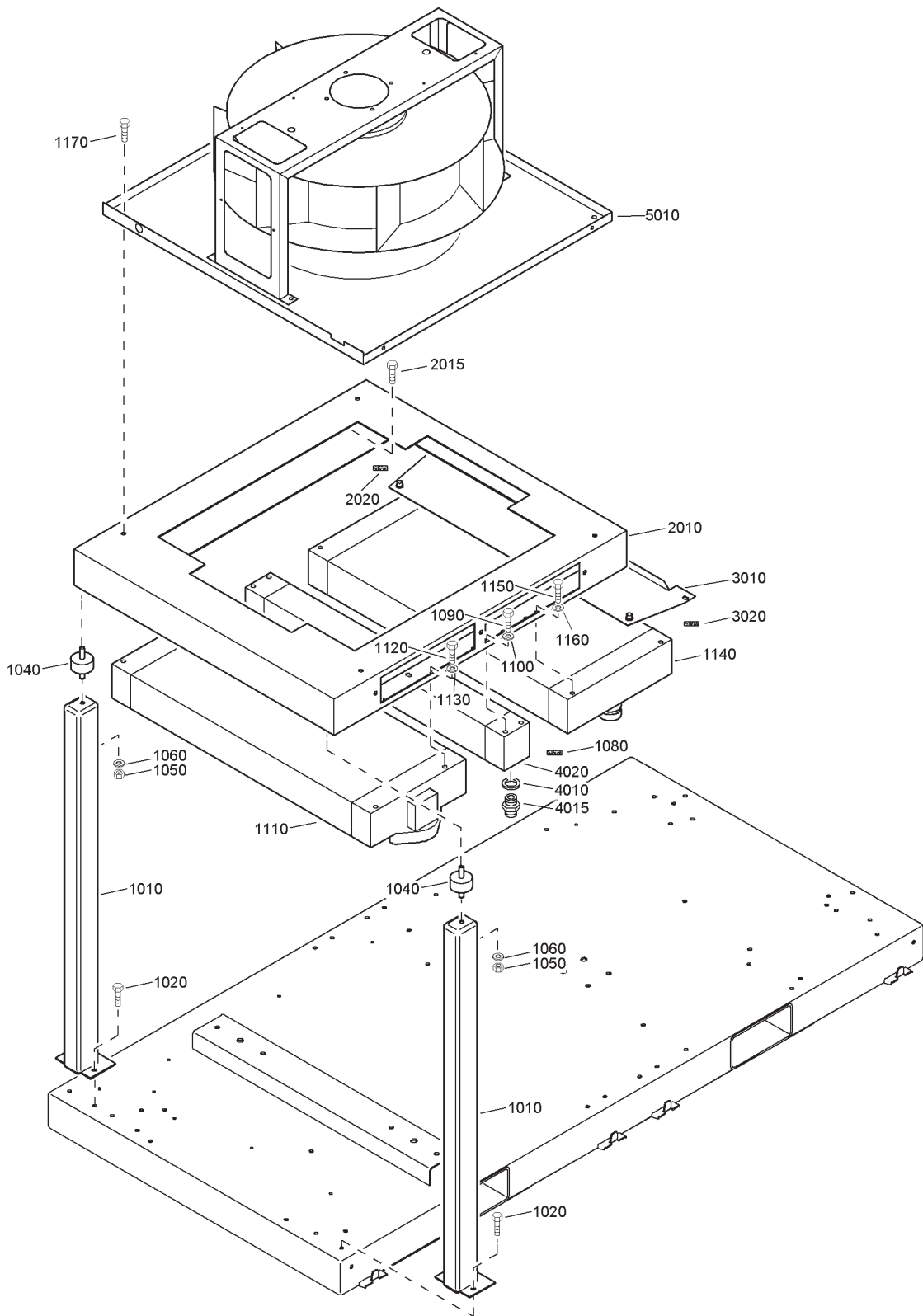


61738_04

Coolers - ZT15-22

Ref.	Part number	Qty	Name	Remarks	Ref.	Part number	Qty	Name	Remarks
1010	1622 1158 00	2	Support						ZT18 230V/50Hz,
1020	0147 1962 72	6	Hexagon bolt						ZT18 400V/50Hz,
1040	0392 1100 06	4	Vibrat.damper						ZT22 230V/50Hz,
1050	0266 2110 00	4	Nut						ZT22 400V/50Hz
1060	0301 2335 00	4	Washer		1622 0706 03				ZT15 500V/50Hz,
1080	1619 3843 00	AR	Seal						ZT18 500V/50Hz,
1090	0211 1323 03	4	Screw hex socket						ZT22 500V/50Hz
1100	0301 2335 00	4	Washer		1622 0103 11				ZT15 200-220V/60Hz,
1110	1622 1314 00	1	Cooler						ZT18 200-220V/60Hz,
1120	0211 1323 03	4	Screw hex socket						ZT22 200-220V/60Hz
1130	0301 2335 00	4	Washer		1622 0103 13				0,5KW
1140	1622 1530 00	1	Aftercooler						ZT15 220-230V/60Hz,
1150	0211 1323 03	4	Screw hex socket						ZT15 380V/60Hz,
1160	0301 2335 00	4	Washer						ZT15 440-460V/60Hz,
1170	0147 1962 72	4	Hexagon bolt						ZT18 220-230V/60Hz,
	1622 1159 80	1	Spacer assembly						ZT18 380V/60Hz,
2010	1622 1159 00	• 1	Spacer						ZT18 440-460V/60Hz,
2015	0147 1325 03	• 2	Hexagon bolt						ZT22 220-230V/60Hz,
2020	1619 3843 00	• AR	Seal						ZT22 380V/60Hz,
	1622 1390 80	1	Plate assembly						ZT22 440-460V/60Hz
3010	1622 1390 00	• 1	Plate		1622 0103 14				ZT15 575V/60Hz,
3020	1619 3843 01	• AR	Seal						ZT18 575V/60Hz,
	1622 1316 80	1	Oilcooler ass'y						ZT22 575V/60Hz
4010	0661 1000 43	• 2	Seal washer		1622 0103 22				0,8KW
4015	1079 5840 29	• 2	Nipple						ZT18 230V/50Hz,
4020	1622 1316 00	• 1	Oilcooler						ZT18 400V/50Hz,
5010		1	Fan assembly						ZT22 230V/50Hz,
	1622 0706 01		ZT15 200V/50Hz, ZT18 200V/50Hz, ZT22 200V/50Hz		1622 0103 33				ZT22 400V/50Hz
	1622 0706 02		0,5KW ZT15 230V/50Hz, ZT15 400V/50Hz,						ZT22 220-230V/60Hz,
									ZT22 380V/60Hz, ZT22 440-460V/60Hz

10



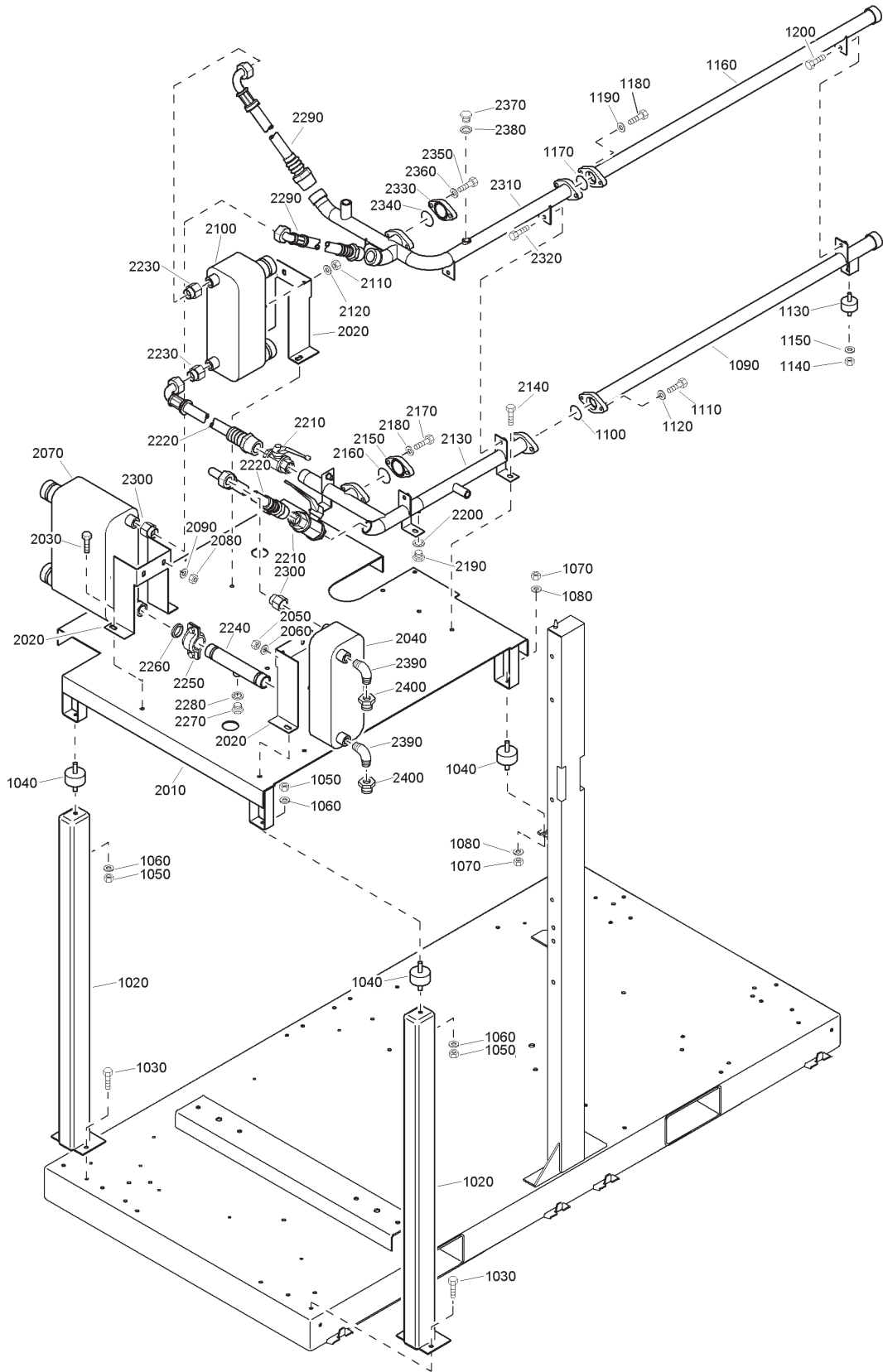
61739_04

61739_04

Coolers - ZT30-45

Ref.	Part number	Qty	Name	Remarks	Ref.	Part number	Qty	Name	Remarks
1010	1622 1189 00	2	Support		4015	1079 5840 29 •	2	Nipple	
1020	0147 1962 72	6	Hexagon bolt		4020	1622 1316 00 •	1	Oilcooler	
1040	0392 1100 06	4	Anti vibrat.pad		5010		1	Fan assembly	
1050	0266 2110 00	4	Nut			1613 8532 06		ZT30 200V/50Hz, ZT37 200V/50Hz	
1060	0301 2335 00	4	Washer			1613 8532 01		ZT30 230V/50Hz, ZT30 400V/50Hz, ZT37 230V/50Hz,	
1080	1619 3843 00	AR	Seal					ZT37 400V/50Hz	
1090	0211 1323 03	4	Screw hex socket			1613 8532 02		ZT30 500V/50Hz, ZT37 500V/50Hz	
1100	0301 2335 00	4	Washer			1613 8532 12		ZT30 200-220V/60Hz, ZT37 200-220V/60Hz	
1110		1	Cooler			1613 8532 10		ZT30 220-230V/60Hz, ZT30 380V/60Hz, ZT30 440-460V/60Hz, ZT37 220-230V/60Hz,	
	1622 1427 00		With IMD dryer					ZT37 380V/60Hz, ZT37 440-460V/60Hz	
	1622 1191 00		Others			1613 8532 11		ZT30 575V/60Hz, ZT37 575V/60Hz	
1120	0211 1323 03	4	Screw hex socket			1613 8491 04		ZT45 200V/50Hz, ZT45 200-220V/60Hz	
1130	0301 2335 00	4	Washer			1613 8491 01		ZT45 230V/50Hz, ZT45 400V/50Hz, ZT45 220-230V/60Hz,	
1140		1	Cooler					ZT45 380V/60Hz, ZT45 440-460V/60Hz	
	1622 1424 00		With IMD dryer						
	1622 1318 00		Others						
1150	0211 1323 03	4	Screw hex socket						
1160	0301 2335 00	4	Washer						
1170	0147 1962 72	4	Hexagon bolt						
	1622 1190 80	1	Spacer						
2010	1622 1190 00 •	1	Spacer						
2015	0147 1325 03 •	2	Hexagon bolt						
2020	1619 3843 00 •	AR	Seal						
	1622 1339 80	1	Plate assembly						
3010	1622 1339 00 •	1	Plate						
3020	1619 3843 01 •	AR	Seal						
	1622 1316 80	1	Oilcooler ass'y						
4010	0661 1000 43 •	2	Seal washer			1613 8491 02		ZT45 380V/60Hz, ZT45 440-460V/60Hz ZT45 575V/60Hz	

11



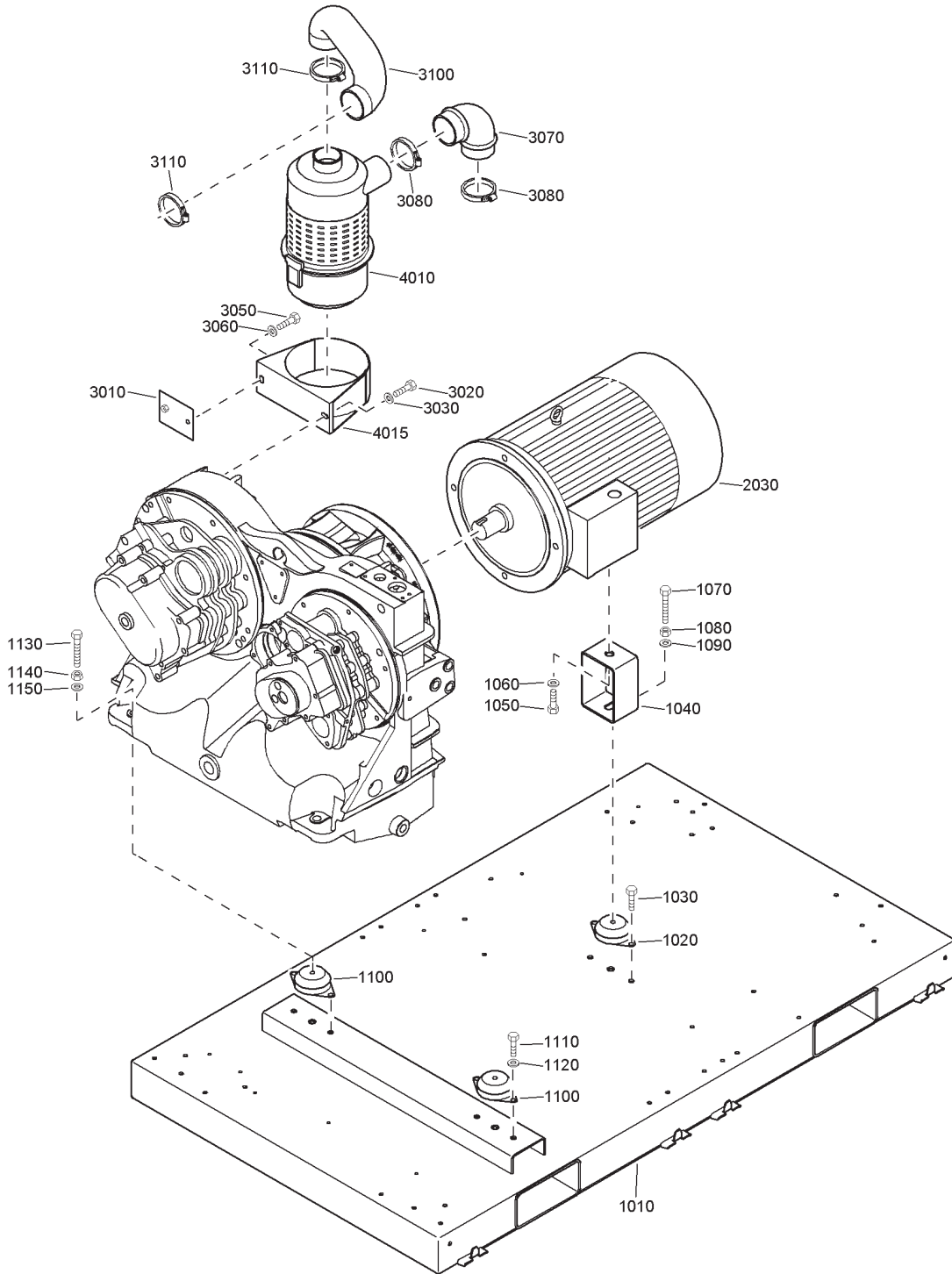
61987_04

Coolers - ZR

Ref.	Part number	Qty	Name	Remarks	Ref.	Part number	Qty	Name	Remarks
1020	1622 1189 00	2	Support		2150	1622 1620 00	1	Flange	
1030	0147 1962 72	6	Hexagon bolt		2160	0663 2103 52	1	O-ring	
1040	1613 8430 00	4	Antivibration pad		2170	0147 1325 03	2	Hexagon bolt	
1050	0266 2110 00	4	Nut		2180	0301 2335 00	2	Washer	
1060	0301 2335 00	4	Washer		2190	0686 3716 01	1	Hexagon plug	
1070	0266 2110 00	4	Nut		2200	0661 1000 38	1	Seal washer	
1080	0301 2335 00	4	Washer		2210	1619 6153 06	2	Ball valve	
1090	1622 1624 00	1	Pipe (water in)		2220	1622 1612 00	2	Hose assembly	
1100	0663 2103 52	1	O-ring		2230	0571 0035 37	2	Nipple	
1110	0147 1325 03	2	Hexagon bolt		2240	1622 1621 00	1	Pipe water	
1120	0301 2335 00	2	Washer		2250	0634 1000 21	2	Pipe coupling	
1130	1613 8430 00	1	Antivibration pad		2260	0634 1000 83	2	Seal	
1140	0266 2110 00	1	Nut		2270	0686 3716 01	1	Hexagon plug	
1150	0301 2335 00	1	Washer		2280	0661 1000 38	1	Seal washer	
1160	1622 1622 00	1	Pipe (water out)		2290	1622 1612 00	2	Hose assembly	
1170	0663 2103 52	1	O-ring		2300	0571 0035 37	2	Nipple	
1180	0147 1325 03	2	Hexagon bolt		2310	1622 1623 00	1	Pipe (water out)	
1190	0301 2335 00	2	Washer		2320	0147 1962 72	3	Hexagon bolt	
1200	0147 1962 72	1	Hexagon bolt		2330	1622 1620 00	1	Flange	
2010	1622 1604 80	1	Sub frame	1)	2340	0663 2103 52	1	O-ring	
2020	1622 1610 00	3	Support		2350	0147 1325 03	2	Hexagon bolt	
2030	0147 1962 72	6	Hexagon bolt		2360	0301 2335 00	2	Washer	
2040	1622 1611 00	1	Oil cooler		2370	0686 3716 44	1	Plug	
2050	0266 2110 00	2	Nut		2380	0661 1000 38	1	Seal washer	
2060	0301 2335 00	2	Washer		2390	0560 0200 54	2	Elbow type	
2070	1622 1606 00	1	Intercooler		2400	0571 0035 37	2	Nipple	
2080	0266 2110 00	2	Nut						
2090	0301 2335 00	2	Washer						
2100	1622 1605 00	1	Aftercooler						
2110	0266 2110 00	2	Nut						
2120	0301 2335 00	2	Washer						
2130	1622 1625 00	1	Pipe (water in)						
2140	0147 1962 72	3	Hexagon bolt						

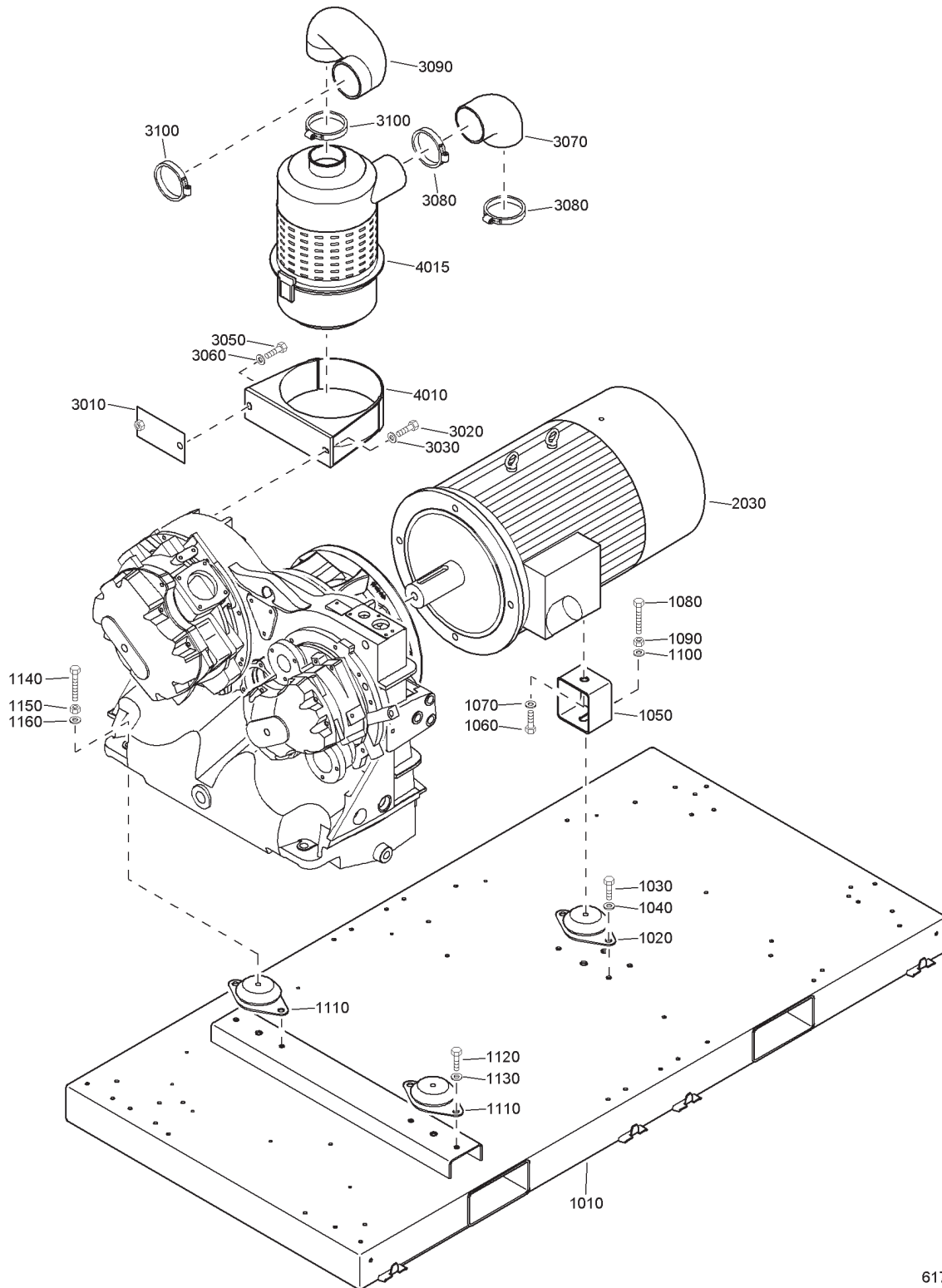
1) Lined with / Bekleed met / Beklädd med / Ausgekleidet mit / Garnir de / Rivestido de / Allineato con / Foret med / Revestido com / Kledd med / Vuorattu :
Foam : 0395 6001 69 (AR) 50 x 2040 x 1650 self-adhesive

12



61758_10

13

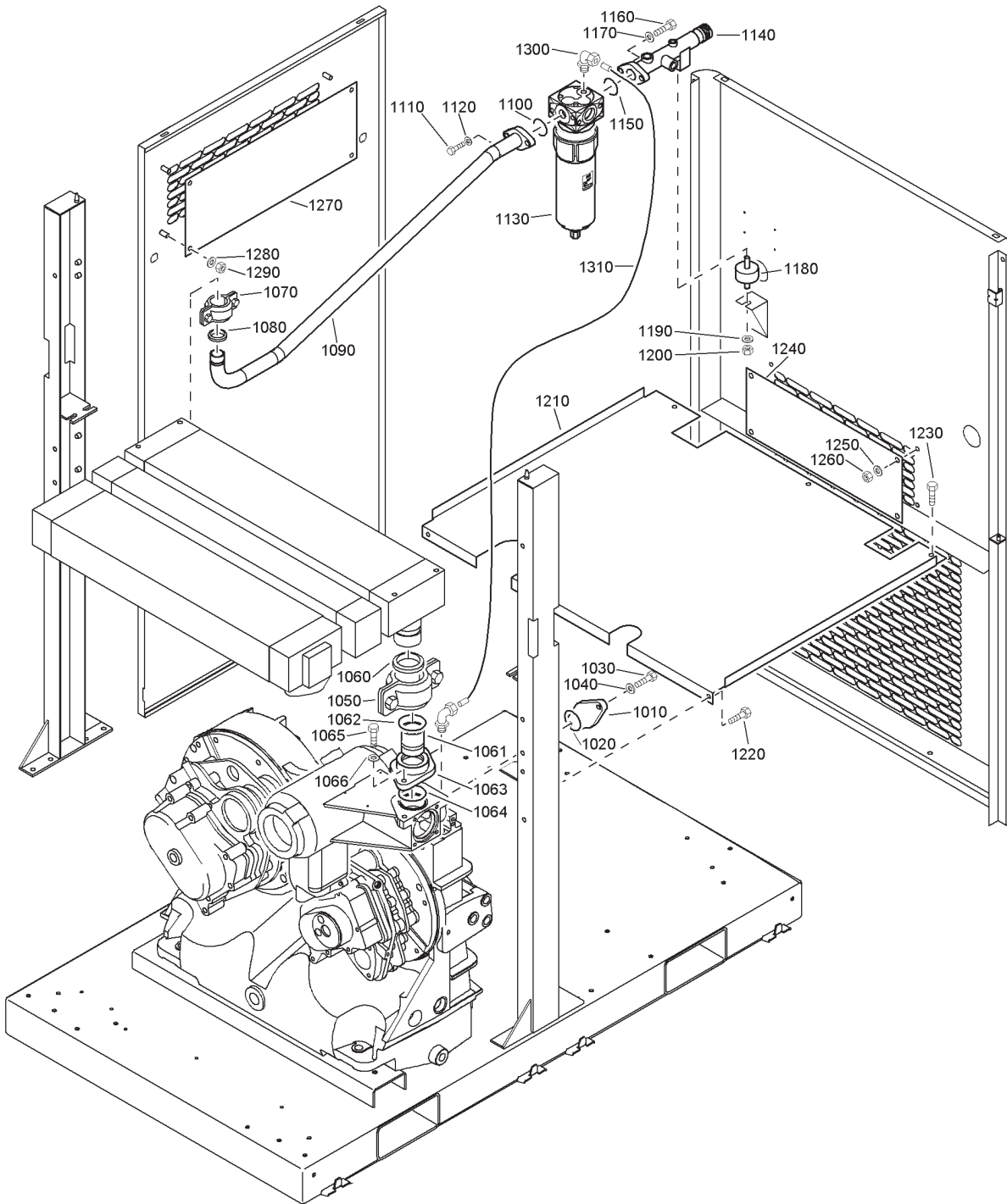


61759_10

Mountings on frame - ZT/ZR30-45

Ref.	Part number	Qty	Name	Remarks	Ref.	Part number	Qty	Name	Remarks
1010	1622 1409 00	1	Frame		1080	4156 52		ZT/ZR37 - 230D/50Hz	
1020	1619 5189 01	1	Rubber buffer		1080	4156 53		ZT/ZR37 - 400D/50Hz	
1030	0147 1401 03	2	Hexagon bolt		1080	4156 54		ZT/ZR37 - 500D/50Hz	
1040	0301 2358 00	2	Washer		1080	4156 55		ZT/ZR37 - 220-230DD/ 60Hz, CSA/UL	
1050		1	Support					ZT/ZR37 - 440-460D/60Hz	
	1622 1406 00		ZT/ZR30					ZT/ZR37 - 380D/60Hz	
	1622 1188 00		ZT/ZR37-45		1080	4156 56		ZT/ZR37 - 380D/60Hz	
1060	0147 1474 03	1	Hexagon bolt		1080	4156 57		ZT/ZR37 - 575D/60Hz	
1070	0301 2378 00	1	Washer		1080	4157 51		ZT/ZR45 - 200D/50Hz, ZT/ZR45 - 200D/60Hz, ZT/ZR45 - 220D/60Hz	
1080	0147 1487 12	1	Hexagon head screw					ZT/ZR45 - 220D/60Hz	
1090	0266 2114 00	1	Nut		1080	4157 52		ZT/ZR45 - 230D/50Hz	
1100	0301 2378 00	1	Washer		1080	4157 53		ZT/ZR45 - 400D/50Hz	
1110	1619 3728 00	2	Rubber buffer		1080	4157 54		ZT/ZR45 - 500D/50Hz	
1120	0147 1401 03	4	Hexagon bolt		1080	4157 55		ZT/ZR45 - 220-230DD/ 60Hz, CSA/UL	
1130	0301 2358 00	4	Washer					ZT/ZR45 - 440-460D/60Hz	
1140	0147 1963 11	2	Hexagon bolt		1080	4157 56		ZT/ZR45 - 380D/60Hz	
1150	0266 2114 00	2	Nut		1080	4157 57		ZT/ZR45 - 575D/60Hz	
1160	0301 2378 00	2	Washer						
2030		1	Motor		3010	1622 1186 00	1	Support	
	1080 4155 51		ZT/ZR30 - 200D/50Hz, ZT/ZR30 - 200D/60Hz, ZT/ZR30 - 220D/60Hz		3020	0147 1323 03	1	Hexagon bolt	
	1080 4155 52		ZT/ZR30 - 230D/50Hz		3030	0301 2335 00	1	Washer	
	1080 4155 53		ZT/ZR30 - 400D/50Hz		3050	0147 1327 03	2	Hexagon bolt	
	1080 4155 54		ZT/ZR30 - 500D/50Hz		3060	0301 2335 00	2	Washer	
	1080 4155 55		ZT/ZR30 - 220-230DD/ 60Hz, CSA/UL		3070	1622 1304 00	1	Elbow	
	1080 4155 56		ZT/ZR30 - 440-460D/60Hz		3080	0347 6117 00	2	Hose clip	
	1080 4155 57		ZT/ZR30 - 380D/60Hz		3090	1622 1549 00	1	Elbow	
	1080 4156 51		ZT/ZR37 - 200D/50Hz, ZT/ZR37 - 200D/60Hz, ZT/ZR37 - 220D/60Hz		3100	0347 6117 00	2	Hose clip	
						1613 7398 80	1	Air filter assembly	
					4010	1613 7399 00	• 1	Support	
					4015	1613 7398 00	• 1	Air filter	
						1613 7407 00	• 1	Air filter element	

14

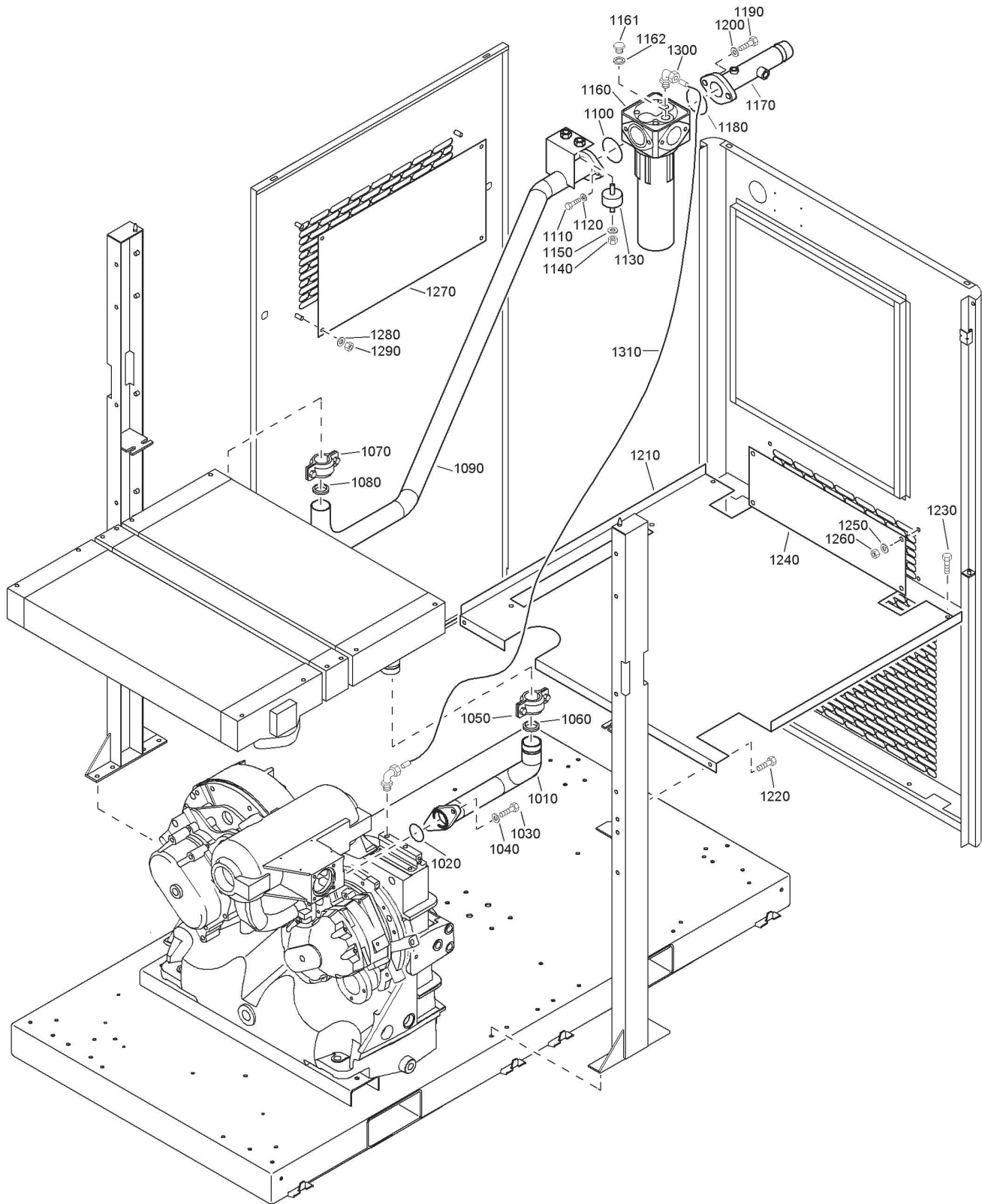


61924_02

Air flow - ZT15-22 - Pack

Ref.	Part number	Qty	Name	Remarks	Ref.	Part number	Qty	Name	Remarks
1010	1622 1629 00	1	Flange		1160	0147 1325 03	2	Hexagon bolt	
1020	0663 2106 11	1	O-ring		1170	0301 2335 00	2	Washer	
1030	0147 1363 03	2	Hexagon bolt		1180	1613 8430 00	1	Antivibration pad	
1040	0301 2344 00	2	Washer		1190	0301 2335 00	1	Washer	
1050	0634 1000 27	1	Pipe coupling		1200	0266 2110 00	1	Nut	
1060	0634 1000 80	1	Seal		1210	1622 1170 80	1	Plate	1)
1061	1622 1531 00	1	Pipe		1220	0147 1962 72	2	Hexagon bolt	
1062	0663 2107 97	1	O-ring		1230	0147 1962 72	3	Hexagon bolt	
1063	1622 1532 00	1	Flange		1240	1622 1404 80	1	Plate	2)
1064	0663 2106 11	1	O-ring		1250	0301 2335 00	4	Washer	
1065	0147 1364 03	2	Hexagon bolt		1260	0266 2110 00	4	Nut	
1066	0300 0274 60	2	Washer		1270	1622 1378 80	1	Plate	2)
1070	0634 1000 21	1	Pipe coupling		1280	0301 2335 00	4	Washer	
1080	0634 1000 83	1	Seal		1290	0266 2110 00	4	Nut	
1090	1622 1401 00	1	Pipe		1300	0581 1200 23	1	Elbow coupling	
1100	0663 2133 00	1	O-ring 39,2x3		1310	0070 6002 05	AR	Plastic tube	
1110	0147 1325 03	2	Hexagon bolt						
1120	0301 2335 00	2	Washer						
1130	1613 8222 80	1	Wsd25		1)-2)	Lined with / Bekleed met / Beklädd med / Ausgekleidet mit / Garnir de / Rivestido de / Allineato con / Foret med / Revestido com / Kledd med / Vuorattu :			
	0663 6128 00	• 1	O-ring		1)	Foam : 0395 6001 69 (AR) 50 x 2040 x 1650 self-adhesive			
	0663 6124 00	• 1	O-ring		2)	Foam : 0395 6001 68 (AR) 40 x 2040 x 1650 self-adhesive			
	0663 9289 00	• 1	O-ring						
	0663 2111 28	• 1	O-ring 61,2x3						
1140	1622 1402 00	1	Pipe						
1150	0663 2133 00	1	O-ring 39,2x3						

15

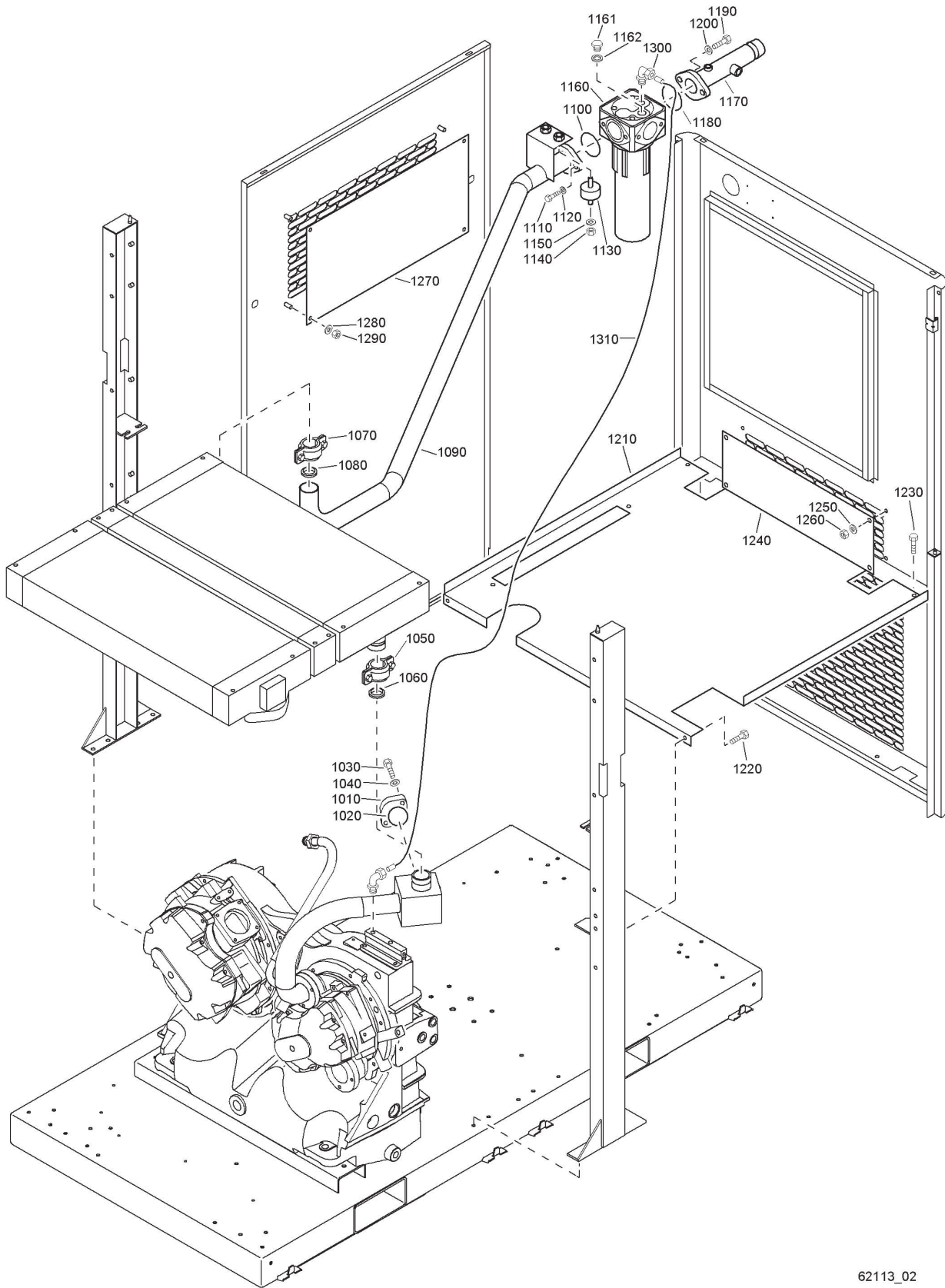


61925_02

Air flow - ZT30-37 - Pack

Ref.	Part number	Qty	Name	Remarks	Ref.	Part number	Qty	Name	Remarks
1010	1622 1590 00	1	Pipe		1170	1622 1425 00	1	Pipe	
1020	0663 2106 11	1	O-ring		1180	0663 2106 11	1	O-ring	
1030	0147 1363 03	2	Hexagon bolt		1190	0147 1364 03	2	Hexagon bolt	
1040	0301 2344 00	2	Washer		1200	0301 2344 00	2	Washer	
1050	0634 1000 27	1	Pipe coupling		1210	1622 1300 80	1	Plate	1)
1060	0634 1000 80	1	Seal		1220	0147 1962 72	2	Hexagon bolt	
1070	0634 1000 27	1	Pipe coupling		1230	0147 1962 72	3	Hexagon bolt	
1080	0634 1000 80	1	Seal		1240	1622 1430 80	1	Plate	2)
1090	1622 1426 00	1	Pipe		1250	0301 2335 00	4	Washer	
1100	0663 2106 11	1	O-ring		1260	0266 2110 00	4	Nut	
1110	0147 1364 03	2	Hexagon bolt		1270	1622 1457 80	1	Plate	2)
1120	0301 2344 00	2	Washer		1280	0301 2335 00	4	Washer	
1130	1613 8430 00	2	Antivibration pad		1290	0266 2110 00	4	Nut	
1140	0266 2110 00	2	Nut		1300	0581 1200 23	1	Elbow coupling	
1150	0301 2335 00	2	Washer		1310	0070 6002 05	AR	Plastic tube	
1160	1613 9357 80	1	Wsd80						
	0663 2111 80	• 1	O-ring		1)-2)	Lined with / Bekleed met / Beklädd med / Ausgekleidet mit / Garnir de / Rivestido de / Allineato con / Foret med / Revestido com / Kledd med / Vuorattu :			
	4090 0309 00	• 1	O-ring			1) Foam : 0395 6001 69 (AR) 50 x 2040 x 1650 self-adhesive			
	0663 2107 81	• 1	O ring			2) Foam : 0395 6001 68 (AR) 40 x 2040 x 1650 self-adhesive			
	0663 2111 27	• 1	O-ring 31.5x3						
1161	0686 3716 02	1	Hexagon plug						
1162	0661 1000 39	1	Seal washer						

16

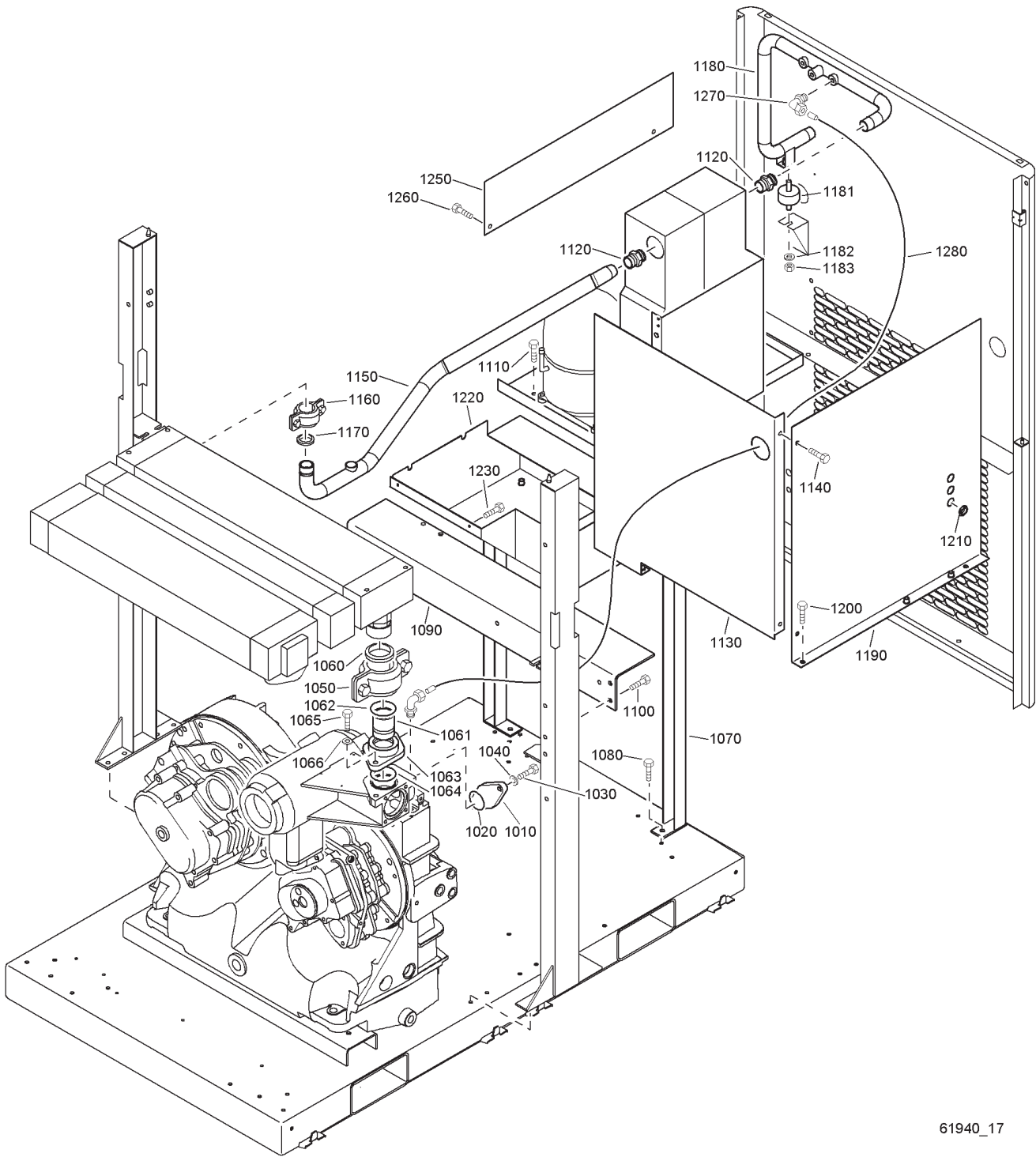


62113_02

Air flow - ZT45 Pack

Ref.	Part number	Qty	Name	Remarks	Ref.	Part number	Qty	Name	Remarks
1010	1622 1629 00	1	Flange		1180	0663 2106 11	1	O-ring	
1020	0663 2106 11	1	O-ring		1190	0147 1364 03	2	Hexagon bolt	
1030	0147 1363 03	2	Hexagon bolt		1200	0301 2344 00	2	Washer	
1040	0301 2344 00	2	Washer		1210	1622 1300 80	1	Plate	1)
1050	0634 1000 27	1	Pipe coupling		1220	0147 1962 72	2	Hexagon bolt	
1060	0634 1000 80	1	Seal		1230	0147 1962 72	3	Hexagon bolt	
1070	0634 1000 27	1	Pipe coupling		1240	1622 1430 80	1	Plate	2)
1080	0634 1000 80	1	Seal		1250	0301 2335 00	4	Washer	
1090	1622 1426 00	1	Pipe		1260	0266 2110 00	4	Nut	
1100	0663 2106 11	1	O-ring		1270	1622 1457 80	1	Plate	2)
1110	0147 1364 03	2	Hexagon bolt		1280	0301 2335 00	4	Washer	
1120	0301 2344 00	2	Washer		1290	0266 2110 00	4	Nut	
1130	1613 8430 00	2	Antivibration pad		1300	0581 1200 23	1	Elbow coupling	
1140	0266 2110 00	2	Nut		1310	0070 6002 05	AR	Plastic tube	
1150	0301 2335 00	2	Washer						
1160	1613 9357 80	1	Wsd80		1)-2)	Lined with / Bekleed met / Beklädd med / Ausgekleidet mit / Garnir de / Rivestido de / Allineato con / Foret med / Revestido com / Kledd med / Vuorattu :			
	0663 2111 80	• 1	O-ring			Foam : 0395 6001 69 (AR) 50 x 2040 x 1650 self-adhesive			
	4090 0309 00	• 1	O-ring		1)	Foam : 0395 6001 68 (AR) 40 x 2040 x 1650 self-adhesive			
	0663 2107 81	• 1	O ring						
	0663 2111 27	• 1	O-ring 31.5x3						
1161	0686 3716 02	1	Hexagon plug						
1162	0661 1000 39	1	Seal washer						
1170	1622 1425 00	1	Pipe						

17



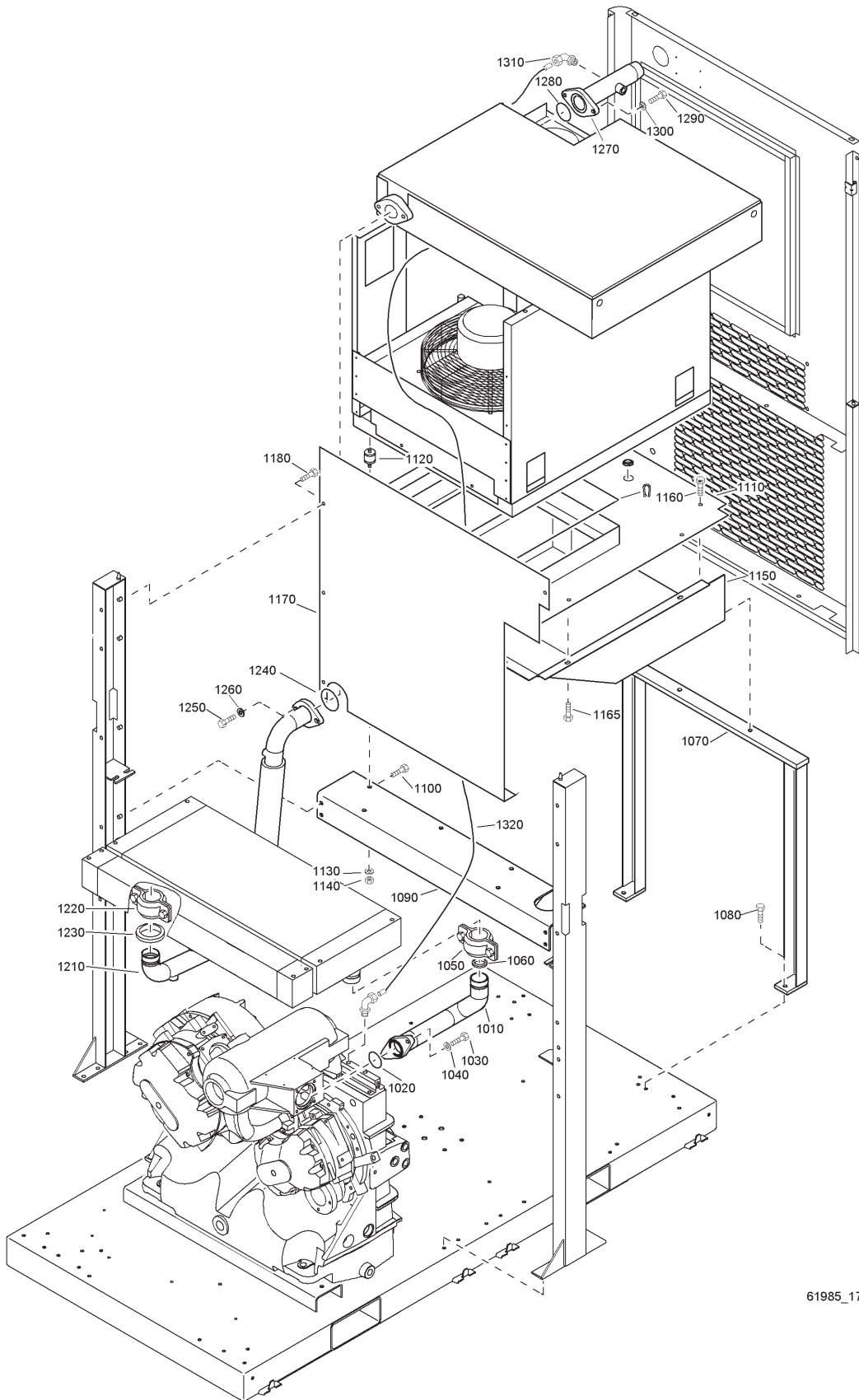
61940_17

Air flow - ZT15-22 - Full feature with ID dryer

17

Ref.	Part number	Qty	Name	Remarks	Ref.	Part number	Qty	Name	Remarks
					1130	1622 1443 00	1	Panel	
1010	1622 1629 00	1	Flange		1140	0147 1962 72	3	Hexagon bolt	
1020	0663 2106 11	1	O-ring		1150	1622 1453 00	1	Pipe	
1030	0147 1363 03	2	Hexagon bolt		1160	0634 1000 21	1	Pipe coupling	
1040	0301 2344 00	2	Washer		1170	0634 1000 83	1	Seal	
1050	0634 1000 27	1	Pipe coupling		1180	1622 1452 00	1	Pipe	
1060	0634 1000 80	1	Seal		1181	1613 8430 00	1	Antivibration pad	
1061	1622 1531 00	1	Pipe		1182	0301 2335 00	1	Washer	
1062	0663 2107 97	1	O-ring		1183	0266 2110 00	1	Nut	
1063	1622 1532 00	1	Flange		1190	1622 1444 00	1	Panel	
1064	0663 2106 11	1	O-ring		1200	0147 1962 72	2	Hexagon bolt	
1065	0147 1364 03	2	Hexagon bolt		1210	1088 0801 20	3	Grommet	
1066	0300 0274 60	2	Washer		1220	1622 1445 00	1	Duct	
1070	1622 1447 00	1	Support		1230	0147 1962 72	4	Hexagon bolt	
1080	0147 1962 72	2	Hexagon bolt		1240	0226 0047 01	2	Tapping screw	
1090	1622 1446 00	1	Support		1250	1622 1451 00	1	Plate	
1100	0147 1962 72	4	Hexagon bolt		1260	0147 1962 72	1	Hexagon bolt	
1110	0147 1962 72	4	Hexagon bolt		1270	0581 1200 23	1	Elbow coupling	
1120	0586 1000 17	2	Coupling		1280	0070 6002 05	AR	Plastic tube	

18

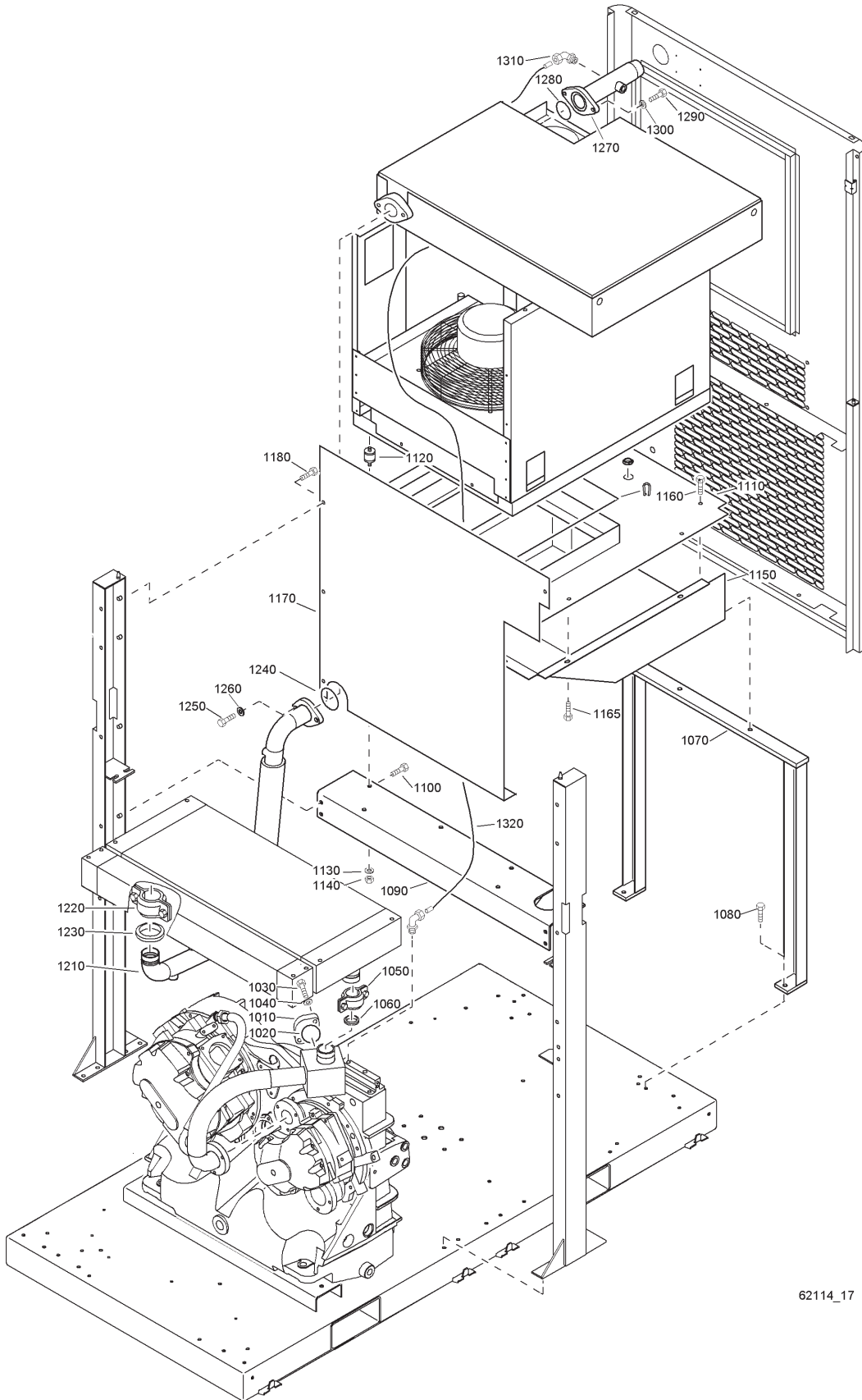


61985_17

Air flow - ZT30-37 - Full feature with ID dryer

Ref.	Part number	Qty	Name	Remarks	Ref.	Part number	Qty	Name	Remarks
1010	1622 1590 00	1	Pipe		1150	1622 1346 80	1	Plate assembly	
1020	0663 2106 11	1	O-ring			1088 0801 26	• 1	Grommet	
1030	0147 1364 03	2	Hexagon bolt		1160	0147 1962 72	2	Hexagon bolt	
1040	0301 2344 00	2	Washer		1165	1619 2766 00	6	Bolt	
1050	0634 1000 27	1	Pipe coupling		1170	1622 1517 00	1	Plate	
1060	0634 1000 80	1	Seal		1180	0147 1962 72	6	Hexagon bolt	
1070	1622 1342 00	1	Support		1210	1622 1317 00	1	Pipe	
1080	1619 5337 01	2	Bolt		1220	0634 1000 27	1	Pipe coupling	
1090	1622 1343 00	1	Support		1230	0634 1000 80	1	Seal	
1100	0147 1962 72	4	Hexagon bolt		1240	0663 2107 77	1	O-ring	
1110	1622 1345 80	1	Plate assembly		1250	0147 1364 03	2	Hexagon bolt	
	1088 0801 26	• 1	Grommet		1260	0301 2344 00	2	Washer	
	1503 1056 00	• AR	Seal		1270	1622 1529 00	1	Pipe	
	1619 3843 00	• AR	Seal		1280	0663 2104 75	1	O-ring	
1120	1613 8430 00	4	Antivibration pad		1290	0147 1326 03	2	Hexagon bolt	
1130	0301 2335 00	4	Washer		1300	0301 2335 00	2	Washer	
1140	0266 2110 00	4	Nut		1310	0581 1200 23	1	Elbow coupling	
					1320	0070 6002 05	AR	Plastic tube	

19

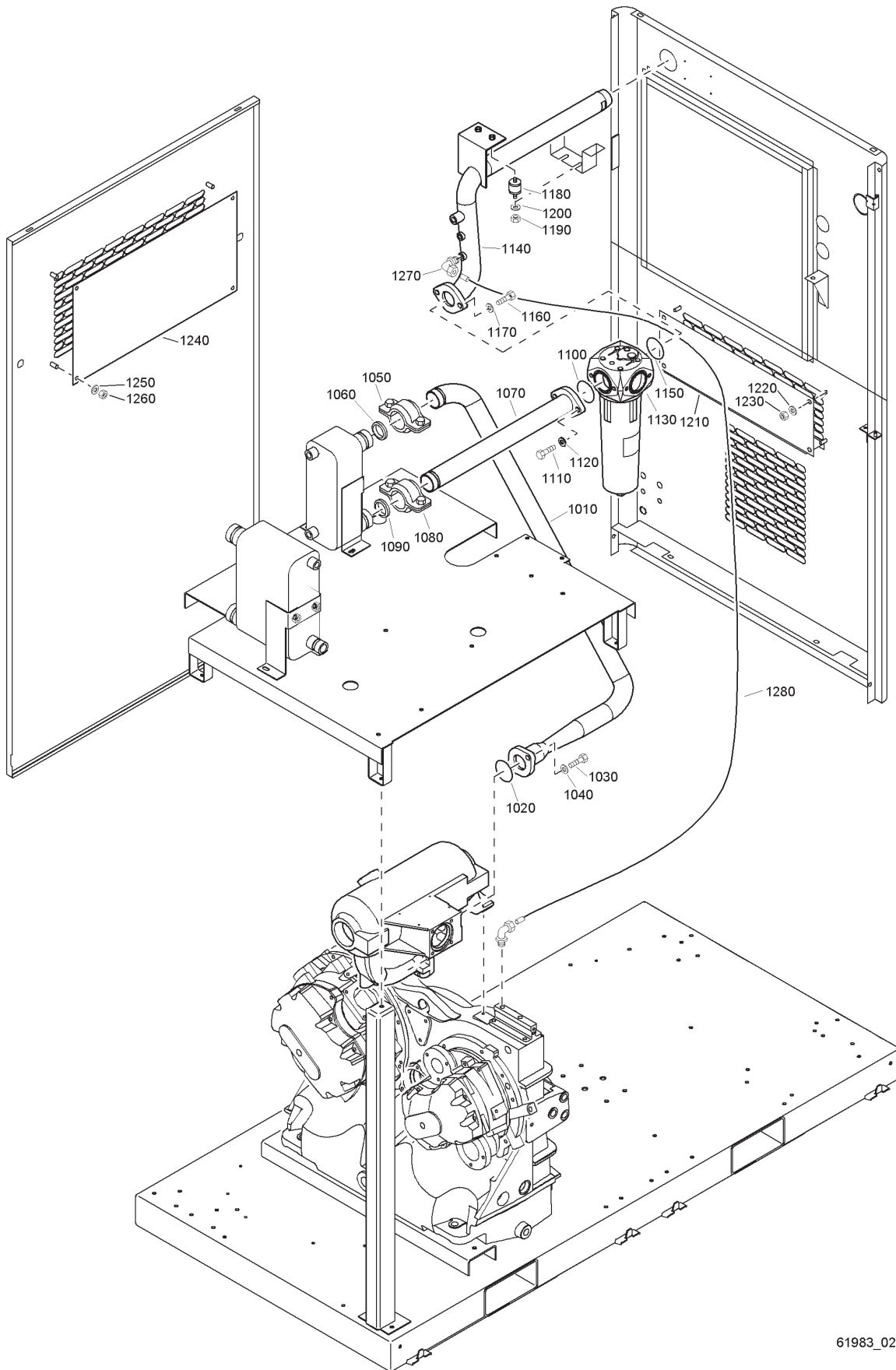


62114_17

Air flow - ZT45 - Full feature with ID dryer

Ref.	Part number	Qty	Name	Remarks	Ref.	Part number	Qty	Name	Remarks
1010	1622 1629 00	1	Flange		1150	1622 1346 80	1	Plate assembly	
1020	0663 2106 11	1	O-ring			1088 0801 26	• 1	Grommet	
1030	0147 1363 03	2	Hexagon bolt		1160	0147 1962 72	2	Hexagon bolt	
1040	0301 2344 00	2	Washer		1165	1619 2766 00	6	Bolt	
1050	0634 1000 27	1	Pipe coupling		1170	1622 1517 00	1	Plate	
1060	0634 1000 80	1	Seal		1180	0147 1962 72	6	Hexagon bolt	
1070	1622 1342 00	1	Support		1210	1622 1317 00	1	Pipe	
1080	1619 5337 01	2	Bolt		1220	0634 1000 27	1	Pipe coupling	
1090	1622 1343 00	1	Support		1230	0634 1000 80	1	Seal	
1100	0147 1962 72	4	Hexagon bolt		1240	0663 2107 77	1	O-ring	
1110	1622 1345 80	1	Plate assembly		1250	0147 1364 03	2	Hexagon bolt	
	1088 0801 26	• 1	Grommet		1260	0301 2344 00	2	Washer	
	1503 1056 00	• AR	Seal		1270	1622 1529 00	1	Pipe	
	1619 3843 00	• AR	Seal		1280	0663 2104 75	1	O-ring	
1120	1613 8430 00	4	Antivibration pad		1290	0147 1326 03	2	Hexagon bolt	
1130	0301 2335 00	4	Washer		1300	0301 2335 00	2	Washer	
1140	0266 2110 00	4	Nut		1310	0581 1200 23	1	Elbow coupling	
					1320	0070 6002 05	AR	Plastic tube	

20



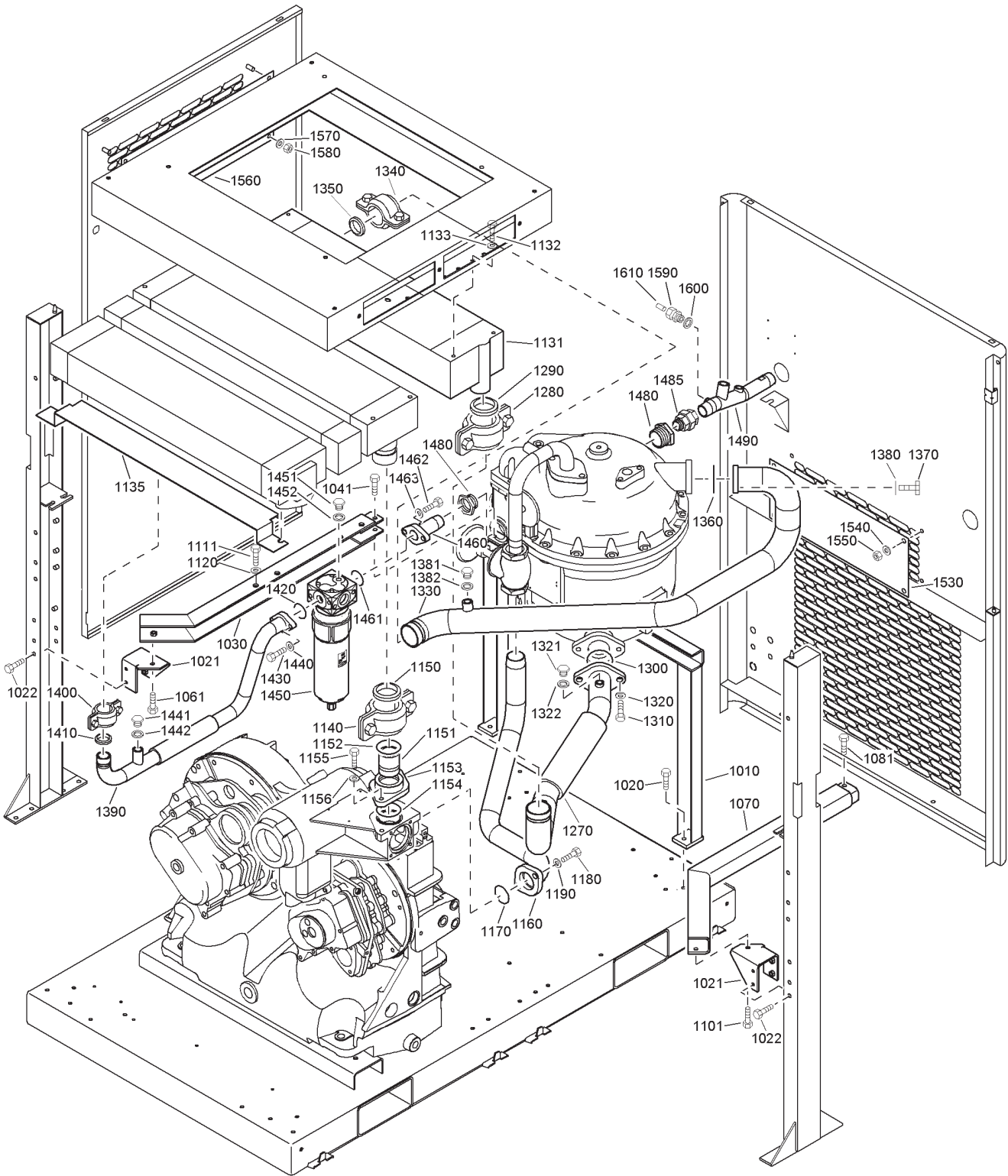
61983_02

61983_02

Air flow - ZR30-45 - Pack

Ref.	Part number	Qty	Name	Remarks	Ref.	Part number	Qty	Name	Remarks
1010	1622 1608 00	1	Pipe pd to ac		1160	0147 1364 03	2	Hexagon bolt	
1020	0663 2106 11	1	O-ring		1170	0301 2344 00	2	Washer	
1030	0147 1363 03	2	Hexagon bolt		1180	1613 8430 00	2	Antivibration pad	
1040	0301 2344 00	2	Washer		1190	0266 2110 00	2	Nut	
1050	0634 1000 27	1	Pipe coupling		1200	0301 2335 00	2	Washer	
1060	0634 1000 80	1	Seal		1210	1622 1430 80	1	Plate	1)
1070	1622 1607 00	1	Pipe ac to wsd		1220	0301 2335 00	4	Washer	
1080	0634 1000 27	1	Pipe coupling		1230	0266 2110 00	4	Nut	
1090	0634 1000 80	1	Seal		1240	1622 1457 80	1	Plate	1)
1100	0663 2106 11	1	O-ring		1250	0301 2335 00	4	Washer	
1110	0147 1364 03	2	Hexagon bolt		1260	0266 2110 00	4	Nut	
1120	0301 2344 00	2	Washer		1270	0581 1200 23	1	Elbow coupling	
1130	1613 9357 80	1	Wsd80		1280	0070 6002 05	AR	Plastic tube	
	0663 2111 80	• 1	O-ring						
	4090 0309 00	• 1	O-ring		1)	Lined with / Bekleed met / Beklädd med / Ausgekleidet mit / Garnir de / Rivestido de / Allineato con / Foret med / Revestido com / Kledd med / Vuorattu :			
	0663 2107 81	• 1	O ring			Foam : 0395 6001 68 (AR) 40 x 2040 x 1650 self- adhesive			
	0663 2111 27	• 1	O-ring 31.5x3						
1140	1622 1609 00	1	Pipe						
1150	0663 2106 11	1	O-ring						

21

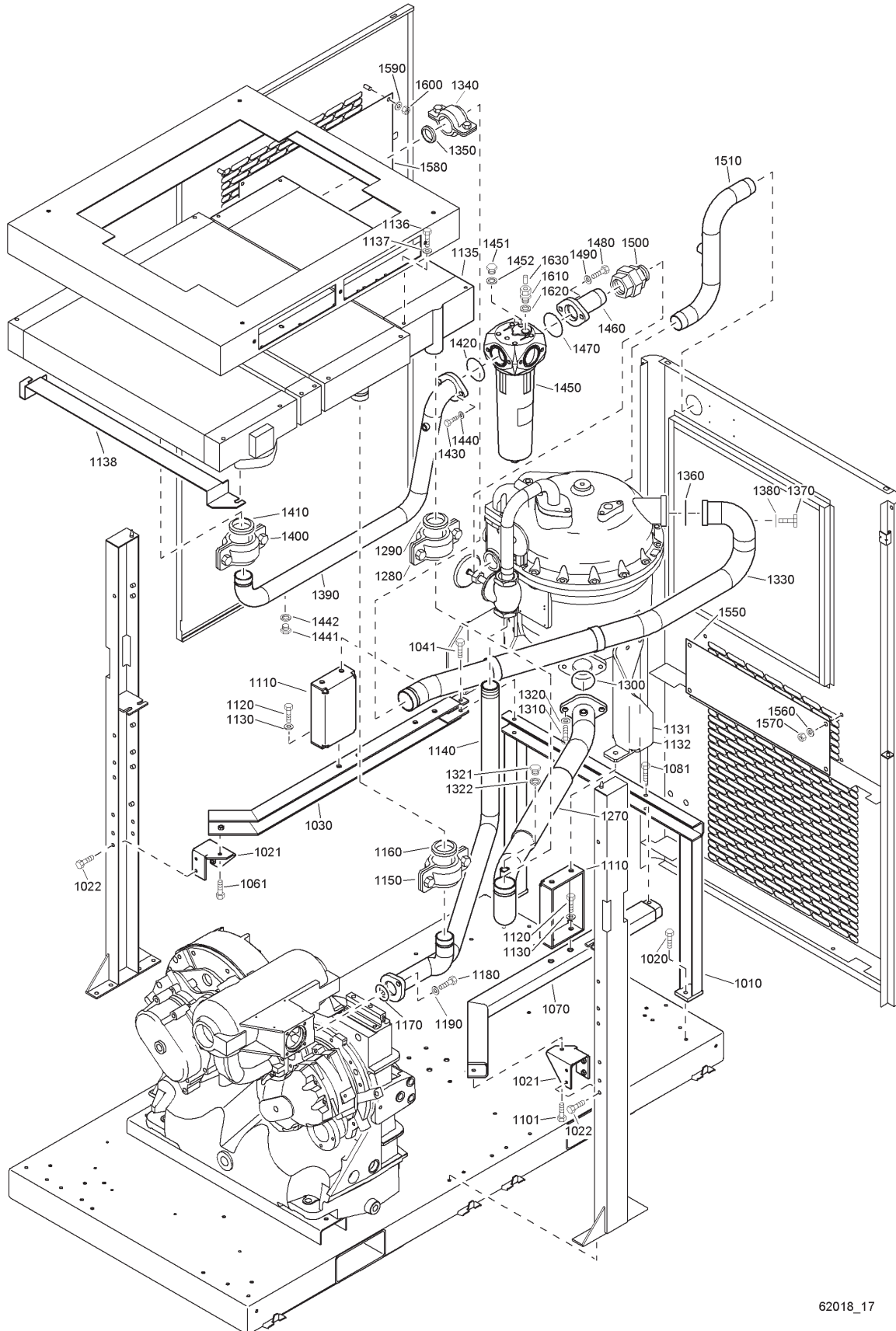


62017_17

Air flow - ZT15-22 - With IMD dryer

Ref.	Part number	Qty	Name	Remarks	Ref.	Part number	Qty	Name	Remarks
1010	1622 1686 00	1	Support		1390	1622 1685 00	1	Pipe	2)3)
1020	1619 5337 01	2	Bolt		1400	0634 1000 21	1	Pipe coupling	
1021	1622 1582 00	2	Support		1410	0634 1000 83	1	Seal	
1022	0147 1962 72	8	Hexagon bolt		1420	0663 2133 00	1	O-ring 39,2x3	
1030	1622 1688 00	1	Support		1430	0147 1325 03	2	Hexagon bolt	
1041	1619 2766 02	1	Bolt		1440	0301 2335 00	2	Washer	
1061	0147 1962 72	1	Hexagon bolt		1441	0686 3716 30	1	Hexagon plug	
1070	1622 1687 00	1	Support		1442	0661 1000 40	1	Seal washer	
1081	1619 2766 02	1	Bolt		1450	1613 8222 80	1	Wsd25	
1101	0147 1962 72	1	Hexagon bolt			0663 6128 00	• 1	O-ring	
1111	0147 1364 03	6	Hexagon bolt			0663 6124 00	• 1	O-ring	
1120	0300 0274 93	6	Plain washer			0663 9289 00	• 1	O-ring	
1131	1622 1488 00	1	Cooler			0663 2111 28	• 1	O-ring 61,2x3	
1132	0211 1323 03	4	Screw hex socket		1451	0686 3716 01	1	Hexagon plug	
1133	0301 2335 00	4	Washer		1452	0661 1000 38	1	Seal washer	
1135	1622 1589 00	1	Plate		1460	1622 1579 00	1	Pipe	2)3)
1140	0634 1000 27	1	Pipe coupling		1461	0663 2133 00	1	O-ring 39,2x3	
1150	0634 1000 80	1	Seal		1462	0147 1325 03	2	Hexagon bolt	
1151	1622 1531 00	1	Pipe		1463	0301 2335 00	2	Washer	
1152	0663 2107 97	1	O-ring		1480	0605 8300 67	2	Bushing	
1153	1622 1532 00	1	Flange		1485	0586 1000 17	1	Coupling	2)3)
1154	0663 2106 11	1	O-ring		1490	1622 1375 00	1	Pipe	2)3)
1155	0147 1364 03	2	Hexagon bolt		1530	1622 1404 80	1	Plate	1)
1156	0300 0274 60	2	Washer		1540	0301 2335 00	4	Washer	
1160	1622 1373 00	1	Pipe	2)3)	1550	0266 2110 00	4	Nut	
1170	0663 2106 11	1	O-ring		1560	1622 1378 80	1	Plate	1)
1180	0147 1363 03	2	Hexagon bolt		1570	0301 2335 00	4	Washer	
1190	0301 2344 00	2	Washer		1580	0266 2110 00	4	Nut	
1270	1622 1684 00	1	Pipe		1590	0581 0000 35	1	Coupling	
1280	0634 1000 23	1	Pipe coupling		1600	0661 1000 38	1	Seal washer	
1290	0634 1000 81	1	Seal		1610	0070 6002 05	AR	Plastic tube	
1300	0663 2105 97	1	O-ring						
1310	0147 1403 03	2	Hexagon bolt		1)			Lined with / Bekleed met / Beklädd med / Ausgekleidet mit / Garnir de / Rivestido de / Allineato con / Foret med / Revestido com / Kledd med / Vuorattu :	
1320	0301 2358 00	2	Washer					Foam : 0395 6001 68 (AR) 40 x 2040 x 1650 self- adhesive	
1321	0686 3716 30	1	Hexagon plug		2)-3)			Lined with / Bekleed met / Beklädd med / Ausgekleidet mit / Garnir de / Rivestido de / Allineato con / Foret med / Revestido com / Kledd med / Vuorattu :	
1322	0661 1000 40	1	Seal washer					Rockwool Lapinus Insulation type 810 D 48mm th 30mm self-adhesive	
1330	1622 1454 00	1	Pipe		2)			Adhesive alu-tape Type MACFOILAF 118 (MACTAC)	
1340	0634 1000 23	1	Pipe coupling		3)				
1350	0634 1000 81	1	Seal						
1360	0663 2105 97	1	O-ring						
1370	0147 1403 03	2	Hexagon bolt						
1380	0301 2358 00	2	Washer						
1381	0686 3716 30	1	Hexagon plug						
1382	0661 1000 40	1	Seal washer						

22

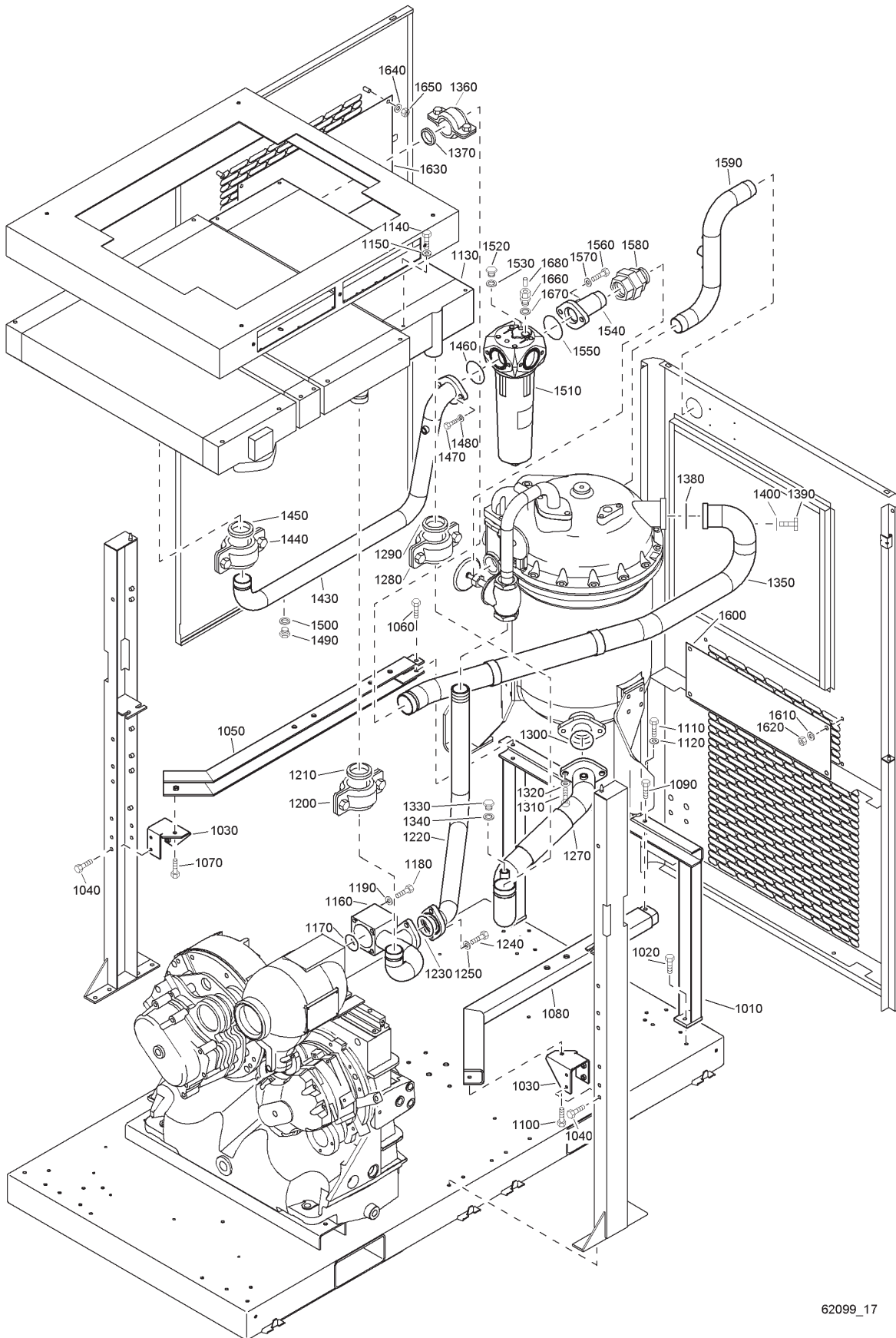


62018_17

Air flow - ZT30-37 - With IMD dryer

Ref.	Part number	Qty	Name	Remarks	Ref.	Part number	Qty	Name	Remarks
1010	1622 1686 00	1	Support		1400	0634 1000 27	1	Pipe coupling	
1020	1619 5337 01	2	Bolt		1410	0634 1000 80	1	Seal	
1021	1622 1582 00	2	Support		1420	0663 2106 11	1	O-ring	
1022	0147 1962 72	8	Hexagon bolt		1430	0147 1364 03	2	Hexagon bolt	
1030	1622 1419 00	1	Support		1440	0301 2344 00	2	Washer	
1041	1619 2766 02	1	Bolt		1441	0686 3716 30	1	Hexagon plug	
1061	0147 1962 72	1	Hexagon bolt		1442	0661 1000 40	1	Seal washer	
1070	1622 1420 00	1	Support		1450	1613 9357 80	1	Wsd80	
1081	1619 2766 02	1	Bolt			0663 2111 80	• 1	O-ring	
1101	0147 1962 72	1	Hexagon bolt			4090 0309 00	• 1	O-ring	
1110	1622 1587 00	3	Support			0663 2107 81	• 1	O ring	
1120	0147 1364 03	6	Hexagon bolt			0663 2111 27	• 1	O-ring 31.5x3	
1130	0301 2344 00	6	Washer		1451	0686 3716 01	1	Hexagon plug	
1131	0147 1364 03	6	Hexagon bolt		1452	0661 1000 38	1	Seal washer	
1132	0300 0274 93	6	Plain washer		1460	1622 1417 00	1	Pipe	
1135	1622 1442 00	1	Cooler		1470	0663 2106 11	1	O-ring	
1136	0211 1323 03	4	Screw hex socket		1480	0147 1364 03	2	Hexagon bolt	
1137	0301 2335 00	4	Washer		1490	0301 2344 00	2	Washer	
1138		1	Plate		1500	0586 1058 00	1	Coupling	2)3)
	1622 1753 00		ZT30 IEC, ZT37 CSA-UL		1510	1622 1416 00	1	Pipe	
	1622 1754 00		ZT37 IEC, ZT30 CSA-UL		1550	1622 1430 80	1	Plate	1)
1140	1622 1408 00	1	Pipe	2)3)	1560	0301 2335 00	4	Washer	
1150	0634 1000 27	1	Pipe coupling		1570	0266 2110 00	4	Nut	
1160	0634 1000 80	1	Seal		1580	1622 1457 80	1	Plate	1)
1170	0663 2106 11	1	O-ring		1590	0301 2335 00	4	Washer	
1180	0147 1364 03	2	Hexagon bolt		1600	0266 2110 00	4	Nut	
1190	0301 2344 00	2	Washer		1610	0581 0000 35	1	Coupling	
1270	1622 1732 00	1	Pipe		1620	0661 1000 38	1	Seal washer	
1280	0634 1000 23	1	Pipe coupling		1630	0070 6002 05	AR	Plastic tube	
1290	0634 1000 81	1	Seal						
1300	0663 2105 97	1	O-ring		1)			Lined with / Bekleed met / Beklädd med / Ausgekleidet mit / Garnir de / Rivestido de / Allineato con / Foret med / Revestido com / Kledd med / Vuorattu :	
1310	0147 1403 03	2	Hexagon bolt					Foam : 0395 6001 68 (AR) 40 x 2040 x 1650 self- adhesive	
1320	0301 2358 00	2	Washer		2)-3)			Lined with / Bekleed met / Beklädd med / Ausgekleidet mit / Garnir de / Rivestido de / Allineato con / Foret med / Revestido com / Kledd med / Vuorattu :	
1321	0686 3716 30	1	Hexagon plug		2)			Rockwool Lapinus Insulation type 810 D 48mm th 30mm self-adhesive	
1322	0661 1000 40	1	Seal washer		3)			Adhesive alu-tape Type MACFOILAF 118 (MACTAC)	
1330	1622 1733 00	1	Pipe						
1340	0634 1000 23	1	Pipe coupling						
1350	0634 1000 81	1	Seal						
1360	0663 2105 97	1	O-ring						
1370	0147 1403 03	2	Hexagon bolt						
1380	0301 2358 00	2	Washer						
1381	0686 3716 30	1	Hexagon plug						
1382	0661 1000 40	1	Seal washer						
1390	1622 1734 00	1	Pipe						

23



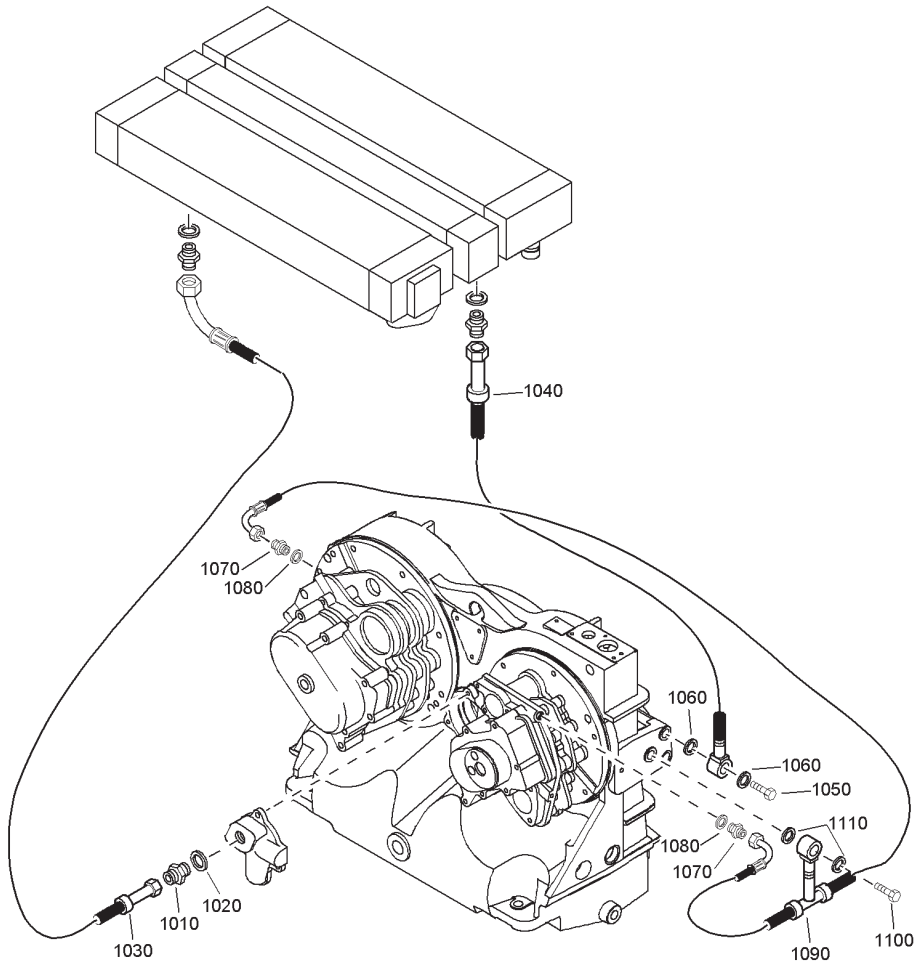
62099_17

Air flow - ZT45 - With IMD dryer

Ref.	Part number	Qty	Name	Remarks	Ref.	Part number	Qty	Name	Remarks
1010	1622 1686 00	1	Support		1450	0634 1000 80	1	Seal	
1020	1619 5337 01	2	Bolt		1460	0663 2106 11	1	O-ring	
1030	1622 1582 00	2	Support		1470	0147 1364 03	2	Hexagon bolt	
1040	0147 1962 72	8	Hexagon bolt		1480	0301 2344 00	2	Washer	
1050	1622 1419 00	1	Support		1490	0686 3716 30	1	Hexagon plug	
1060	1619 2766 02	1	Bolt		1500	0661 1000 40	1	Seal washer	
1070	0147 1962 72	1	Hexagon bolt		1510	1613 9357 80	1	Wsd80	
1080	1622 1420 00	1	Support			0663 2111 80	• 1	O-ring	
1090	1619 2766 02	1	Bolt			4090 0309 00	• 1	O-ring	
1100	0147 1962 72	1	Hexagon bolt			0663 2107 81	• 1	O ring	
1110	0147 1364 03	6	Hexagon bolt			0663 2111 27	• 1	O-ring 31.5x3	
1120	0300 0274 93	6	Plain washer		1520	0686 3716 01	1	Hexagon plug	
1130	1622 1442 00	1	Cooler		1530	0661 1000 38	1	Seal washer	
1140	0211 1323 03	4	Screw hex socket		1540	1622 1417 00	1	Pipe	
1150	0301 2335 00	4	Washer		1550	0663 2106 11	1	O-ring	
1160	1622 1724 00	1	Pipe	2)3)	1560	0147 1364 03	2	Hexagon bolt	
1170	0663 2111 57	1	O-ring		1570	0301 2344 00	2	Washer	
1180	0147 1381 03	4	Hexagon bolt		1580	0586 1058 00	1	Coupling	
1190	0301 2344 00	4	Washer		1590	1622 1416 00	1	Pipe	
1200	0634 1000 27	1	Pipe coupling		1600	1622 1430 80	1	Plate	1)
1210	0634 1000 80	1	Seal		1610	0301 2335 00	4	Washer	
1220	1622 1725 00	1	Pipe	2)3)	1620	0266 2110 00	4	Nut	
1230	0663 2106 11	1	O-ring		1630	1622 1457 80	1	Plate	1)
1240	0147 1363 03	2	Hexagon bolt		1640	0301 2335 00	4	Washer	
1250	0301 2344 00	2	Washer		1650	0266 2110 00	4	Nut	
1270	1622 1738 00	1	Pipe		1660	0581 0000 35	1	Coupling	
1280	0634 1000 23	1	Pipe coupling		1670	0661 1000 38	1	Seal washer	
1290	0634 1000 81	1	Seal		1680	0070 6002 05	AR	Plastic tube	
1300	0663 2105 97	1	O-ring						
1310	0147 1403 03	2	Hexagon bolt		1)	Lined with / Bekleed met / Beklädd med / Ausgekleidet mit / Garnir de / Rivestido de / Allineato con / Foret med / Revestido com / Kledd med / Vuorattu			
1320	0301 2358 00	2	Washer			Foam : 0395 6001 68 (AR) 40 x 2040 x 1650 self-adhesive			
1330	0686 3716 30	1	Hexagon plug		2)-3)	Lined with / Bekleed met / Beklädd med / Ausgekleidet mit / Garnir de / Rivestido de / Allineato con / Foret med / Revestido com / Kledd med / Vuorattu :			
1340	0661 1000 40	1	Seal washer			Rockwool Lapinus Insulation type 810 D 48mm th 30mm self-adhesive			
1350	1622 1733 00	1	Pipe		2)	Adhesive alu-tape Type MACFOILAF 118 (MACTAC)			
1360	0634 1000 23	1	Pipe coupling						
1370	0634 1000 81	1	Seal						
1380	0663 2105 97	1	O-ring						
1390	0147 1403 03	2	Hexagon bolt						
1400	0301 2358 00	2	Washer						
1410	0686 3716 30	1	Hexagon plug						
1420	0661 1000 40	1	Seal washer						
1430	1622 1734 00	1	Pipe						
1440	0634 1000 27	1	Pipe coupling						

24

Oil system - ZT15-22

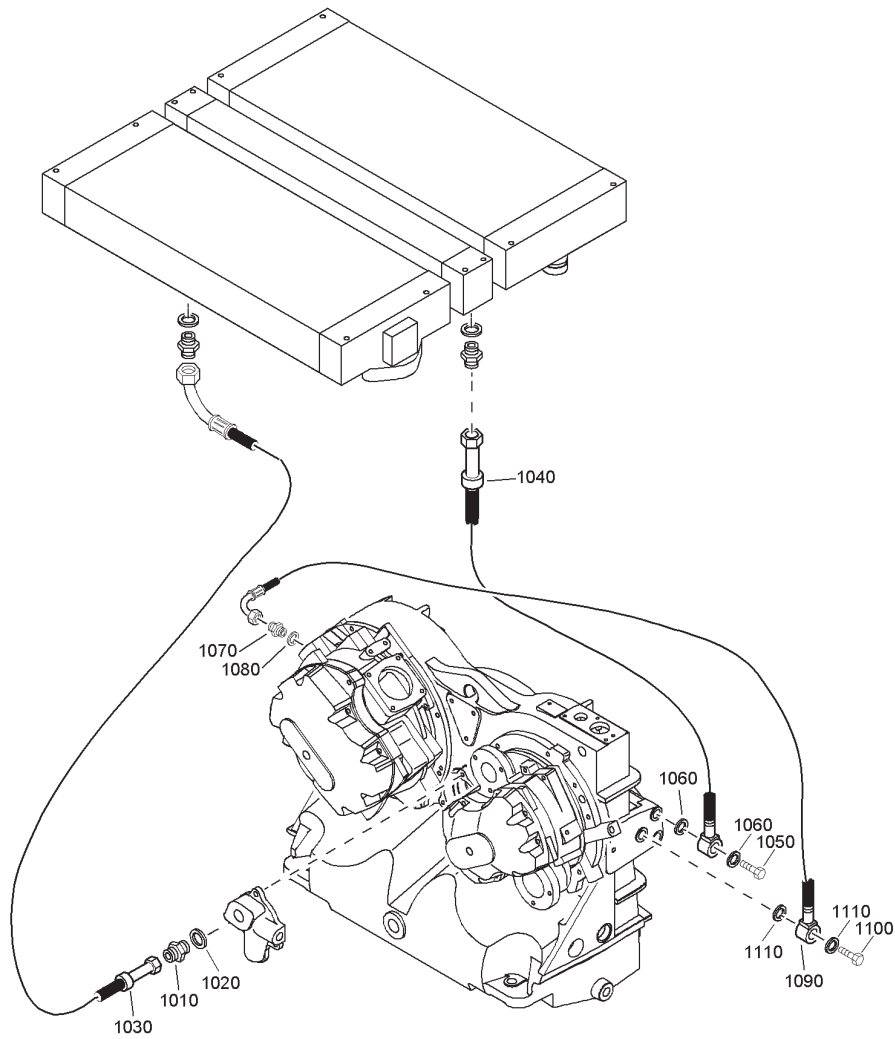


61941_05

61941_05

Ref.	Part number	Qty	Name	Remarks	Ref.	Part number	Qty	Name	Remarks
1010	1079 5840 29	1	Nipple		1070	2250 9889 00	2	Nipple	
1020	0661 1000 43	1	Seal washer		1080	0661 1000 50	2	Seal washer	
1030	0574 8235 34	1	Hose assembly		1090	1622 1151 00	1	Hose assembly	
1040	1622 1183 00	1	Hose assembly		1100	0627 5100 05	1	Pressure screw	
1050	0627 5100 05	1	Pressure screw		1110	0661 1000 39	2	Seal washer	
1060	0661 1000 39	2	Seal washer						

Oil system - ZT30-45



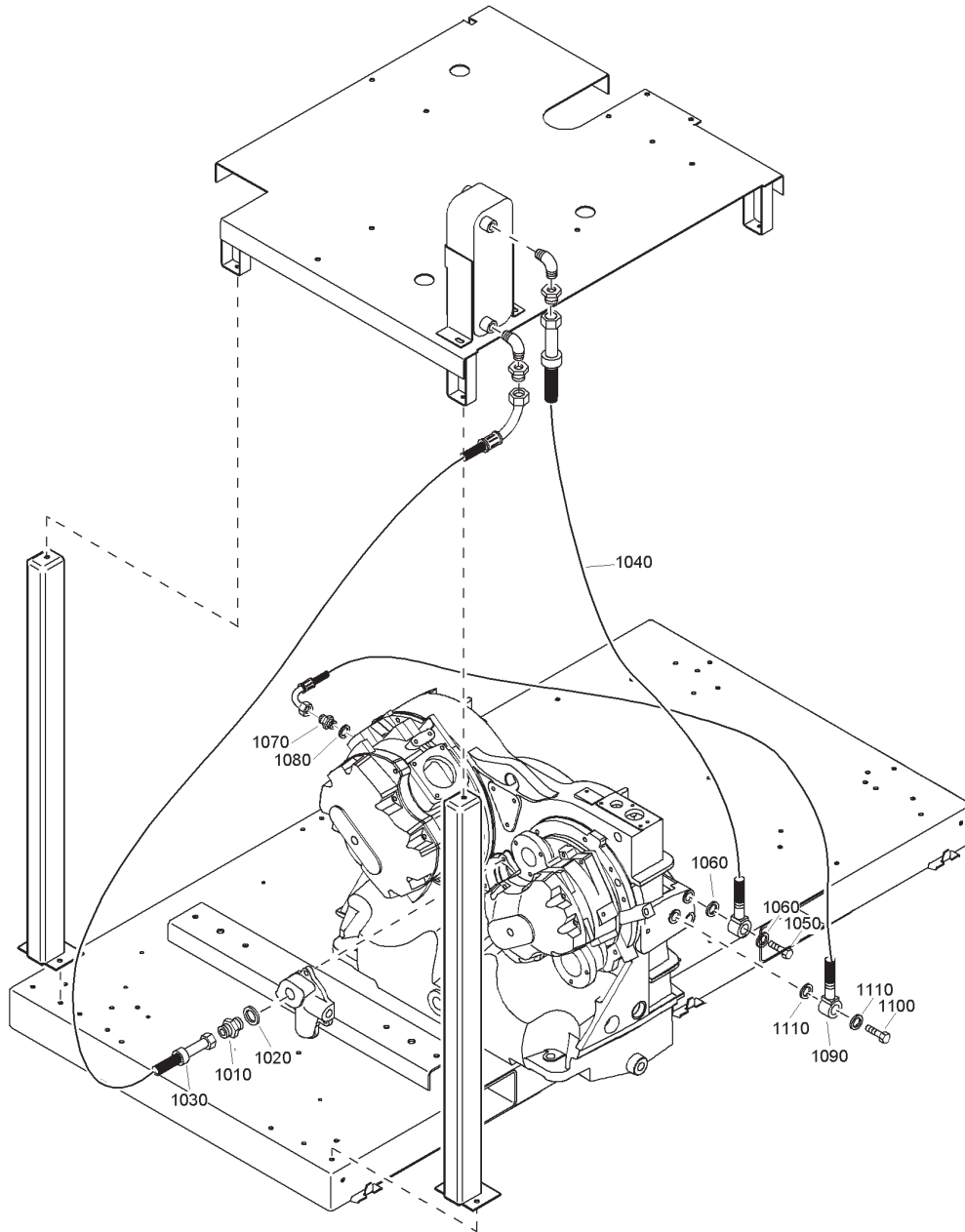
61942_05

61942_05

Ref.	Part number	Qty	Name	Remarks	Ref.	Part number	Qty	Name	Remarks
1010	1079 5840 29	1	Nipple		1070	0571 0035 45	1	Nipple	
1020	0661 1000 43	1	Seal washer		1080	0661 1000 40	1	Seal washer	
1030	0574 8235 34	1	Hose assembly		1090	1622 1184 00	1	Hose assembly	
1040	1622 1183 00	1	Hose assembly		1100	0627 5100 05	1	Pressure screw	
1050	0627 5100 05	1	Pressure screw		1110	0661 1000 39	2	Seal washer	
1060	0661 1000 39	2	Seal washer						

26

Oil system - ZR30-45

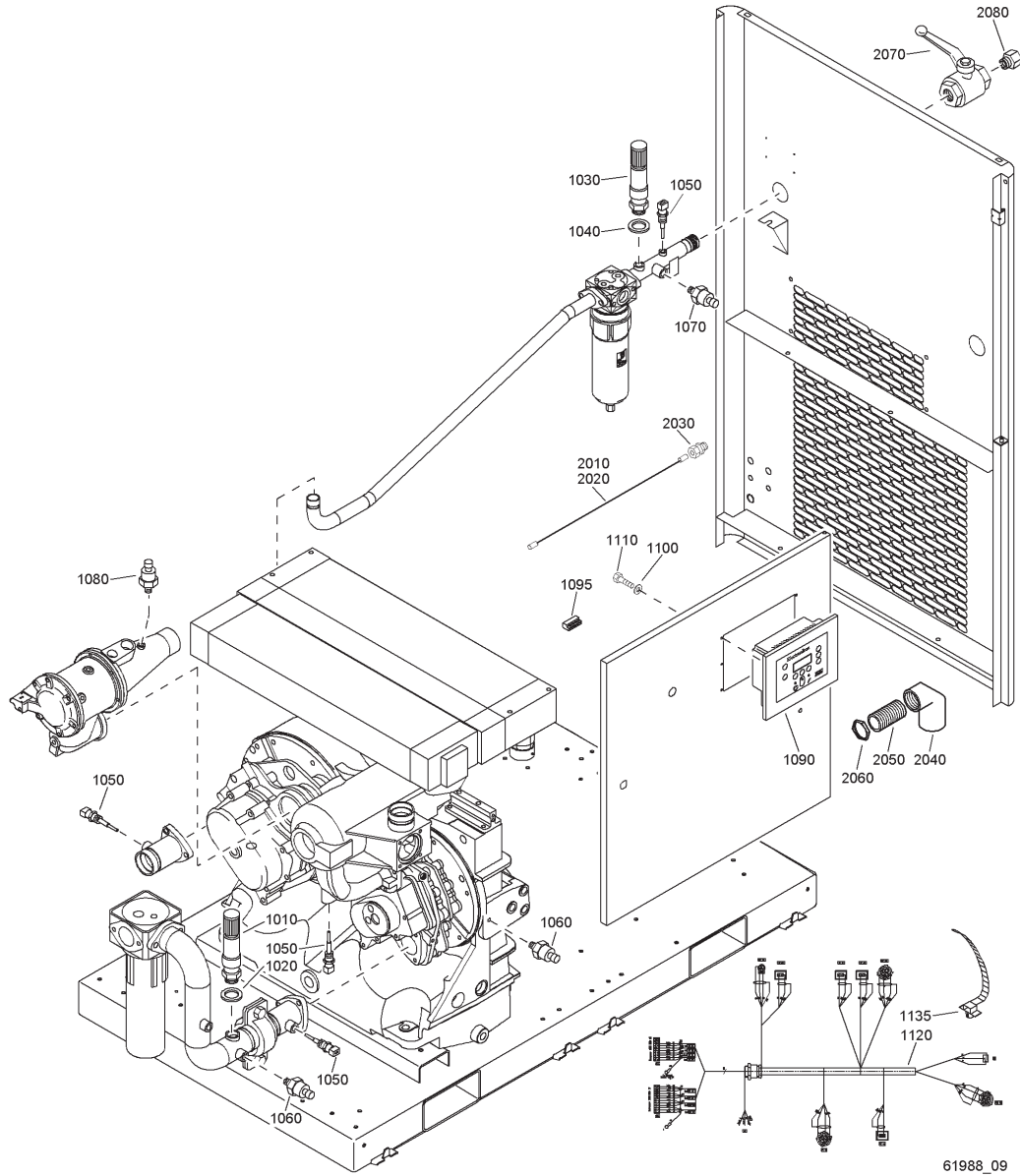


61943_05

61943_05

Ref.	Part number	Qty	Name	Remarks	Ref.	Part number	Qty	Name	Remarks
1010	1079 5840 29	1	Nipple		1060	0661 1000 39	2	Seal washer	
1020	0661 1000 43	1	Seal washer		1070	0571 0035 45	1	Nipple	
1030	0574 8066 49	1	Hose assembly		1080	0661 1000 40	1	Seal washer	
1040	0574 9071 09	1	Hose assembly		1090	1622 1184 00	1	Hose assembly	
1050	0627 5100 05	1	Pressure screw		1100	0627 5100 05	1	Pressure screw	
					1110	0661 1000 39	2	Seal washer	

Regulating system - ZT15-22

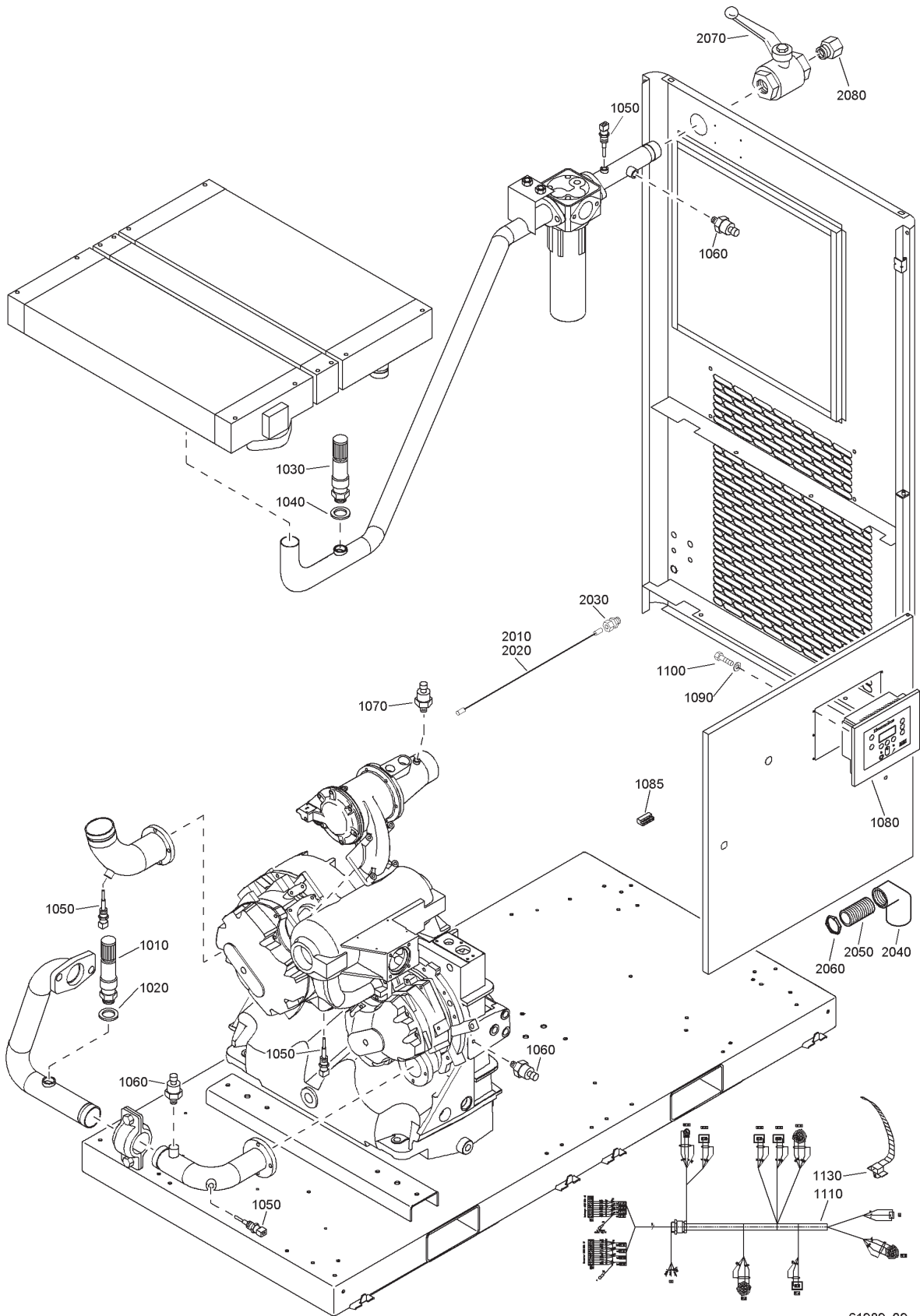


61988_09

61988_09

Ref.	Part number	Qty	Name	Remarks	Ref.	Part number	Qty	Name	Remarks
1010	0830 1008 32	1	Safety valve		1110	0147 1169 03	4	Hexagon bolt	
1020	0661 1000 43	1	Seal washer		1120	1622 1115 00	1	Wire harness	
1030	0830 1008 30	1	Safety valve		1135	1621 1091 00	3	Clamp	
1040	0661 1000 39	1	Seal washer		2010	0070 6002 04	AR	Plastic tube	
1050	1089 0574 40	4	Temp.sensor		2020	0070 6002 05	AR	Plastic tube	
1060	1089 0575 44	2	Press.transducer		2030	0581 0000 33	2	Coupling	
1070	1089 0575 51	1	Press.transducer		2040	0697 9750 19	1	Elbow	
1080	1089 0575 33	1	Press.transducer		2050	1622 0068 01	1	Threaded nipple	
1090	1900 0710 21	1	Regulator		2060	0697 9809 05	1	Lock nut	
1095	1088 0031 30	1	Connector		2070	1619 6153 06	1	Ball valve	
1100	0301 2315 00	4	Washer		2080	0605 8350 40	1	Npt-bushing CSA/UL	

28

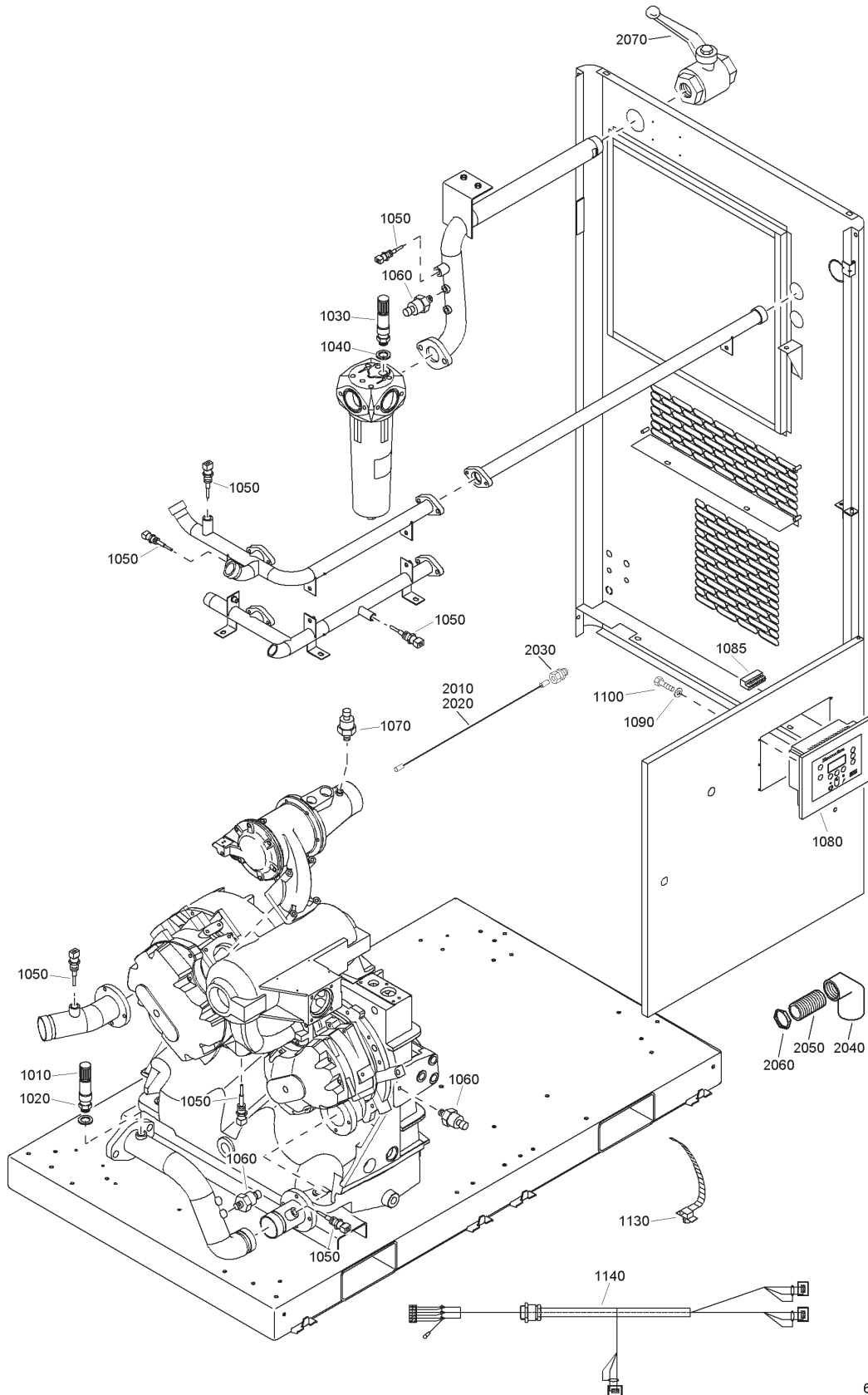


61989_09

Regulating system - ZT30-45

Ref.	Part number	Qty	Name	Remarks	Ref.	Part number	Qty	Name	Remarks
1010	0830 1008 32	1	Safety valve		1110	1622 1115 00	1	Wire harness	
1020	0661 1000 43	1	Seal washer		1130	1621 1091 00	3	Clamp	
1030	0830 1008 30	1	Safety valve		2010	0070 6002 04	AR	Plastic tube	
1040	0661 1000 39	1	Seal washer		2020	0070 6002 05	AR	Plastic tube	
1050	1089 0574 40	4	Temp.sensor		2030	0581 0000 33	2	Coupling	
1060	1089 0575 44	2	Press.transducer		2040	0697 9750 18	1	Elbow	
1070	1089 0575 33	1	Press.transducer		2050	1613 9799 10	1	Threaded nipple	
1080	1900 0710 21	1	Regulator		2060	0697 9809 19	1	Lock nut	
1085	1088 0031 30	1	Connector		2070	1619 6153 08	1	Ball valve	
1090	0301 2315 00	4	Washer		2080		1	Npt-bushing	
1100	0147 1169 03	4	Hexagon bolt			0605 8350 26		CSA/UL	

29



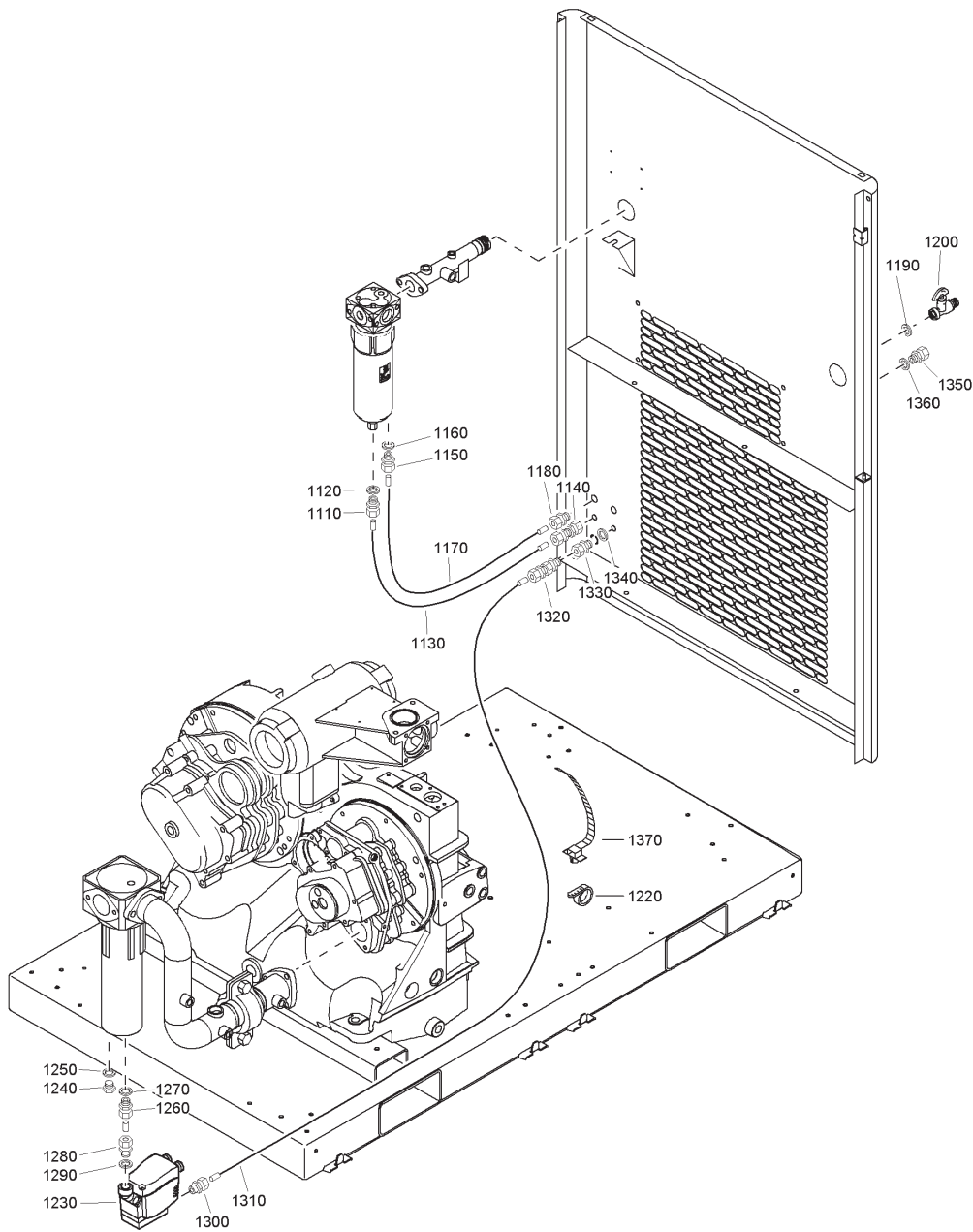
61991_09

Regulating system - ZR30-45

Ref.	Part number	Qty	Name	Remarks	Ref.	Part number	Qty	Name	Remarks
1010	0830 1008 32	1	Safety valve		1100	0147 1169 03	4	Hexagon bolt	
1020	0661 1000 43	1	Seal washer		1130	1621 1091 00	3	Clamp	
1030	0830 1008 30	1	Safety valve		1140	1622 1114 00	1	Wire harness	
1040	0661 1000 39	1	Seal washer		2010	0070 6002 04	AR	Plastic tube	
1050	1089 0574 40	7	Temp.sensor		2020	0070 6002 05	AR	Plastic tube	
1060	1089 0575 44	2	Press.transducer		2030	0581 0000 33	2	Coupling	
1070	1089 0575 33	1	Press.transducer		2040	0697 9750 18	1	Elbow	
1080	1900 0710 21	1	Regulator		2050	1613 9799 10	1	Threaded nipple	
1085	1088 0031 30	1	Connector		2060	0697 9809 19	1	Lock nut	
1090	0301 2315 00	4	Washer		2070	1619 6153 08	1	Ball valve	

30

Drain system - ZT15-22 Pack

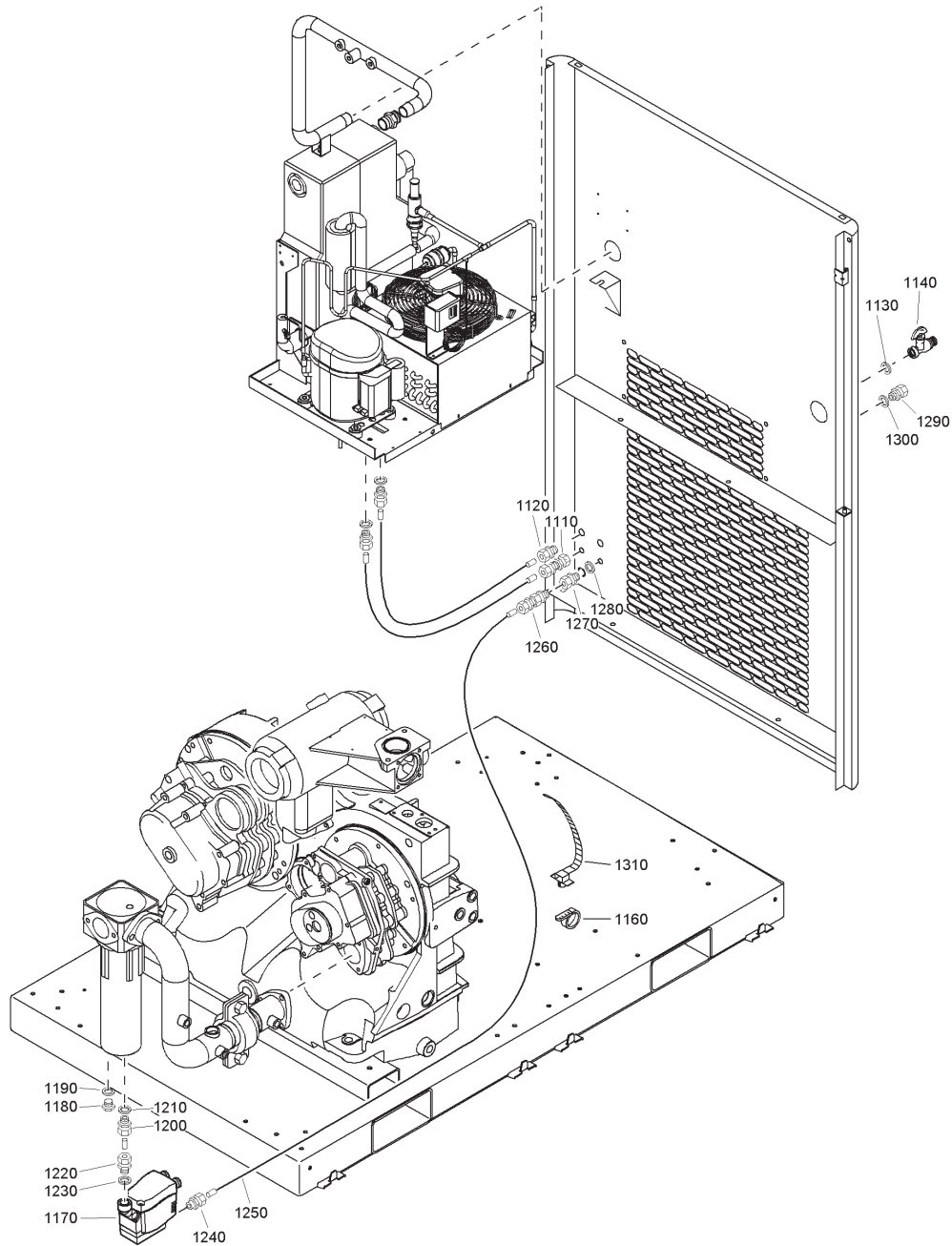


62115_07

62115_07

Ref.	Part number	Qty	Name	Remarks	Ref.	Part number	Qty	Name	Remarks
1110	0581 0000 35	1	Coupling		1250	0661 1000 38	1	Seal washer	
1120	0661 1000 38	1	Seal washer		1260	0580 0500 26	1	Male adapter	
1130	0070 6002 05	AR	Plastic tube		1270	0661 1000 39	1	Seal washer	
1140	0581 0000 55	1	Pipe coupling		1280	0580 0525 06	1	Straight pipe coupling	
1150	0581 0000 34	1	Coupling		1290	0661 1000 39	1	Seal washer	
1160	0661 1000 38	1	Seal washer		1300	0581 0228 01	1	Pipe coupling	
1170	0070 6002 04	AR	Plastic tube		1310	0070 6002 05	AR	Plastic tube	
1180	0581 0000 33	1	Coupling		1320	1619 6510 00	1	Non return valve	
1190	0661 1000 42	1	Seal washer		1330	0581 0000 87	1	Pipe coupling	
1200	1613 8892 00	1	Cock		1340	0661 1000 38	1	Seal washer	
1220	1088 1301 02	2	Cable strip		1350	0581 0000 35	1	Coupling	
1230	1613 8913 11	1	EWD 50		1360	0661 1000 38	1	Seal washer	
1240	0686 3716 01	1	Hexagon plug		1370	1621 1091 00	6	Clamp	

Drain system - ZT15-22 Full feature with ID dryer

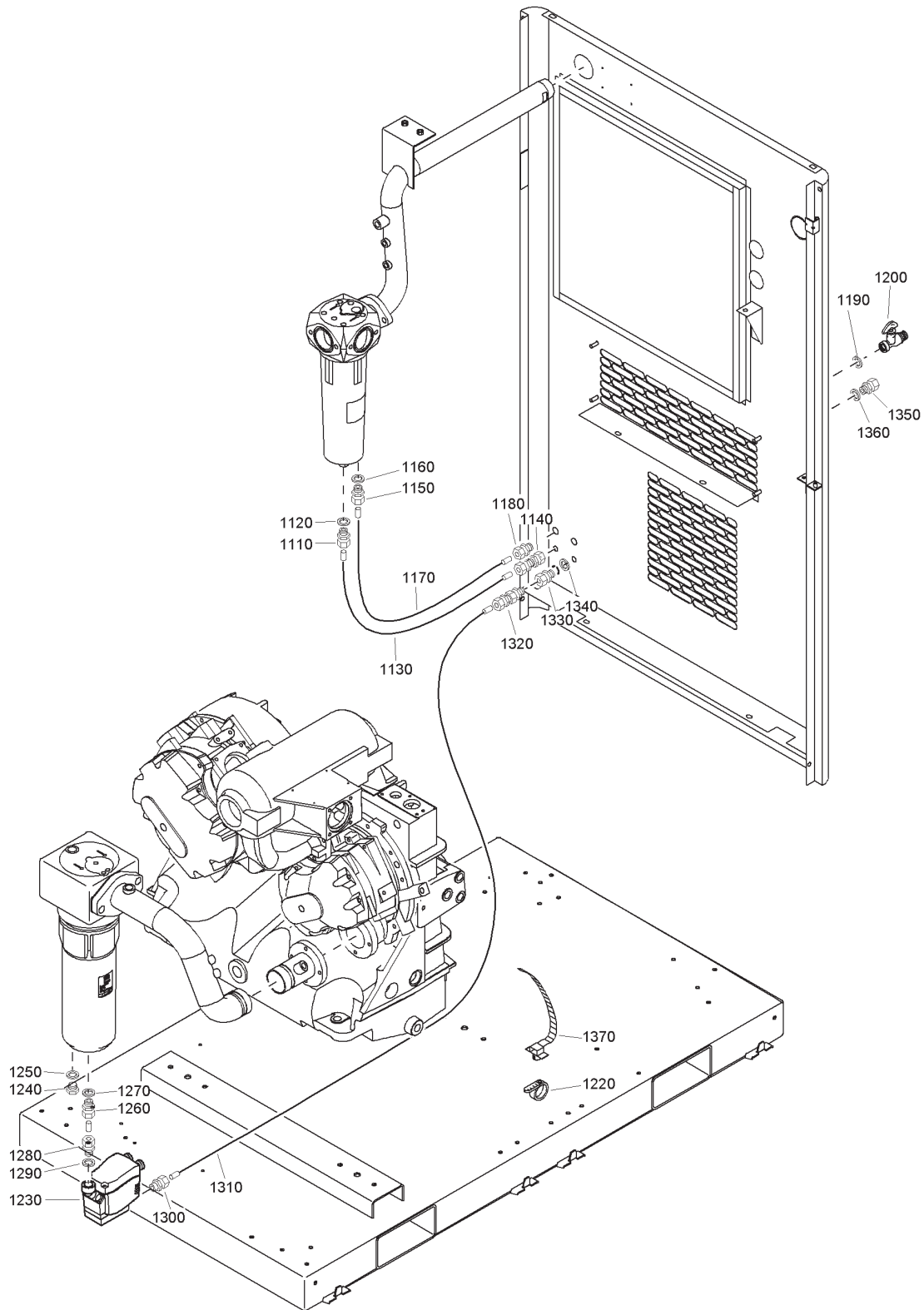


62116_07

62116_07

Ref.	Part number	Qty	Name	Remarks	Ref.	Part number	Qty	Name	Remarks
1110	0581 0000 55	1	Pipe coupling		1220	0580 0525 06	1	Straight pipe coupling	
1120	0581 0000 33	1	Coupling		1230	0661 1000 39	1	Seal washer	
1130	0661 1000 42	1	Seal washer		1240	0581 0228 01	1	Pipe coupling	
1140	1613 8892 00	1	Cock		1250	0070 6002 05	AR	Plastic tube	
1160	1088 1301 02	2	Cable strip		1260	1619 6510 00	1	Non return valve	
1170	1613 8913 11	1	EWD 50		1270	0581 0000 87	1	Pipe coupling	
1180	0686 3716 01	1	Hexagon plug		1280	0661 1000 38	1	Seal washer	
1190	0661 1000 38	1	Seal washer		1290	0581 0000 35	1	Coupling	
1200	0580 0500 26	1	Male adapter		1300	0661 1000 38	1	Seal washer	
1210	0661 1000 39	1	Seal washer		1310	1621 1091 00	6	Clamp	

32

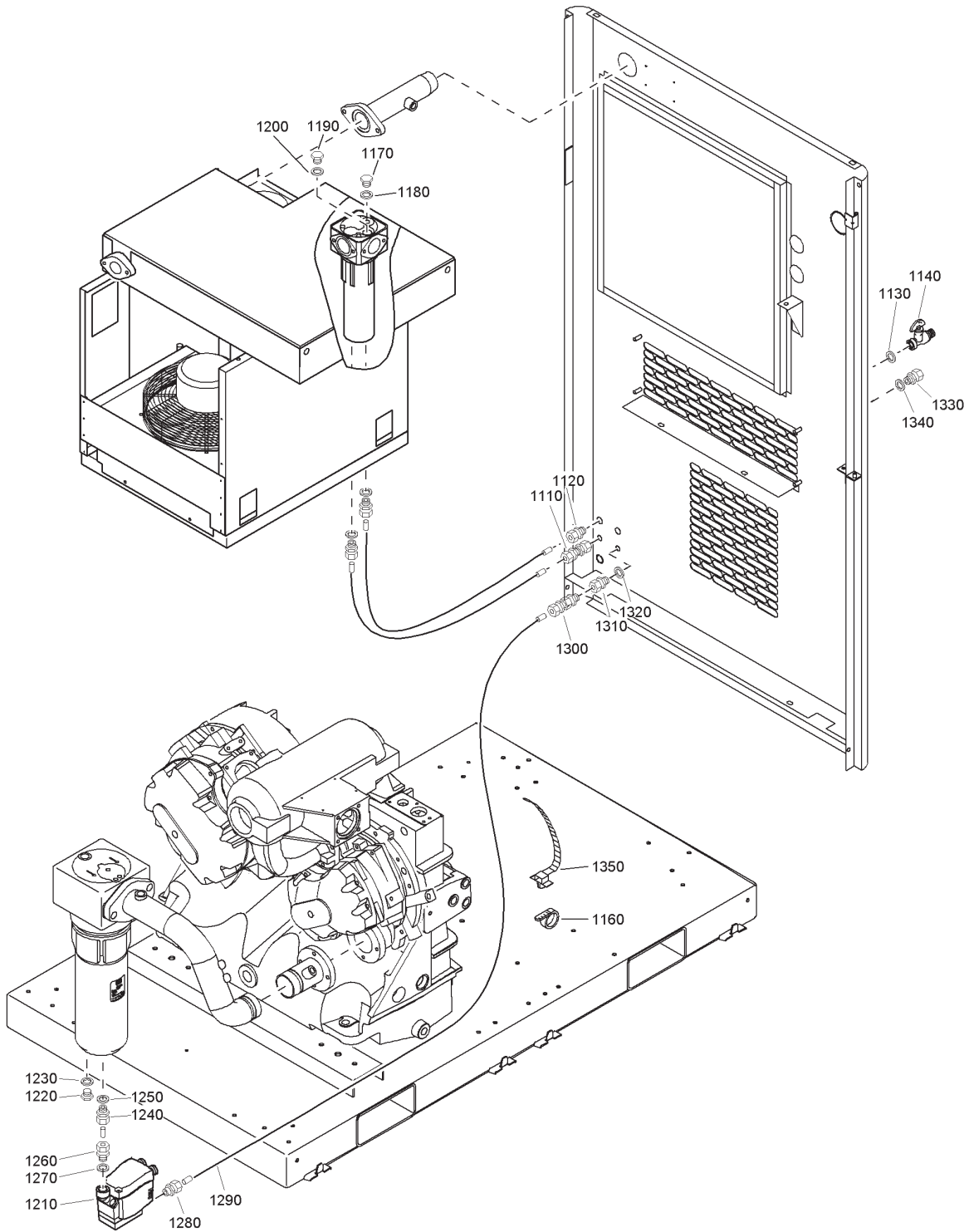


62117_07

Drain system - ZT/ZR30-45 Pack

Ref.	Part number	Qty	Name	Remarks	Ref.	Part number	Qty	Name	Remarks
1110	0581 0000 35	1	Coupling		1250	0661 1000 38	1	Seal washer	
1120	0661 1000 38	1	Seal washer		1260	0580 0500 26	1	Male adapter	
1130	0070 6002 05	AR	Plastic tube		1270	0661 1000 39	1	Seal washer	
1140	0581 0000 55	1	Pipe coupling		1280	0580 0525 06	1	Straight pipe coupling	
1150	0581 0000 34	1	Coupling		1290	0661 1000 39	1	Seal washer	
1160	0661 1000 38	1	Seal washer		1300	0581 0228 01	1	Pipe coupling	
1170	0070 6002 04	AR	Plastic tube		1310	0070 6002 05	AR	Plastic tube	
1180	0581 0000 33	1	Coupling		1320	1619 6510 00	1	Non return valve	
1190	0661 1000 42	1	Seal washer		1330	0581 0000 87	1	Pipe coupling	
1200	1613 8892 00	1	Cock		1340	0661 1000 38	1	Seal washer	
1220	1088 1301 02	2	Cable strip		1350	0581 0000 35	1	Coupling	
1230	1613 8913 11	1	EWD 50		1360	0661 1000 38	1	Seal washer	
1240	0686 3716 01	1	Hexagon plug		1370	1621 1091 00	6	Clamp	

33

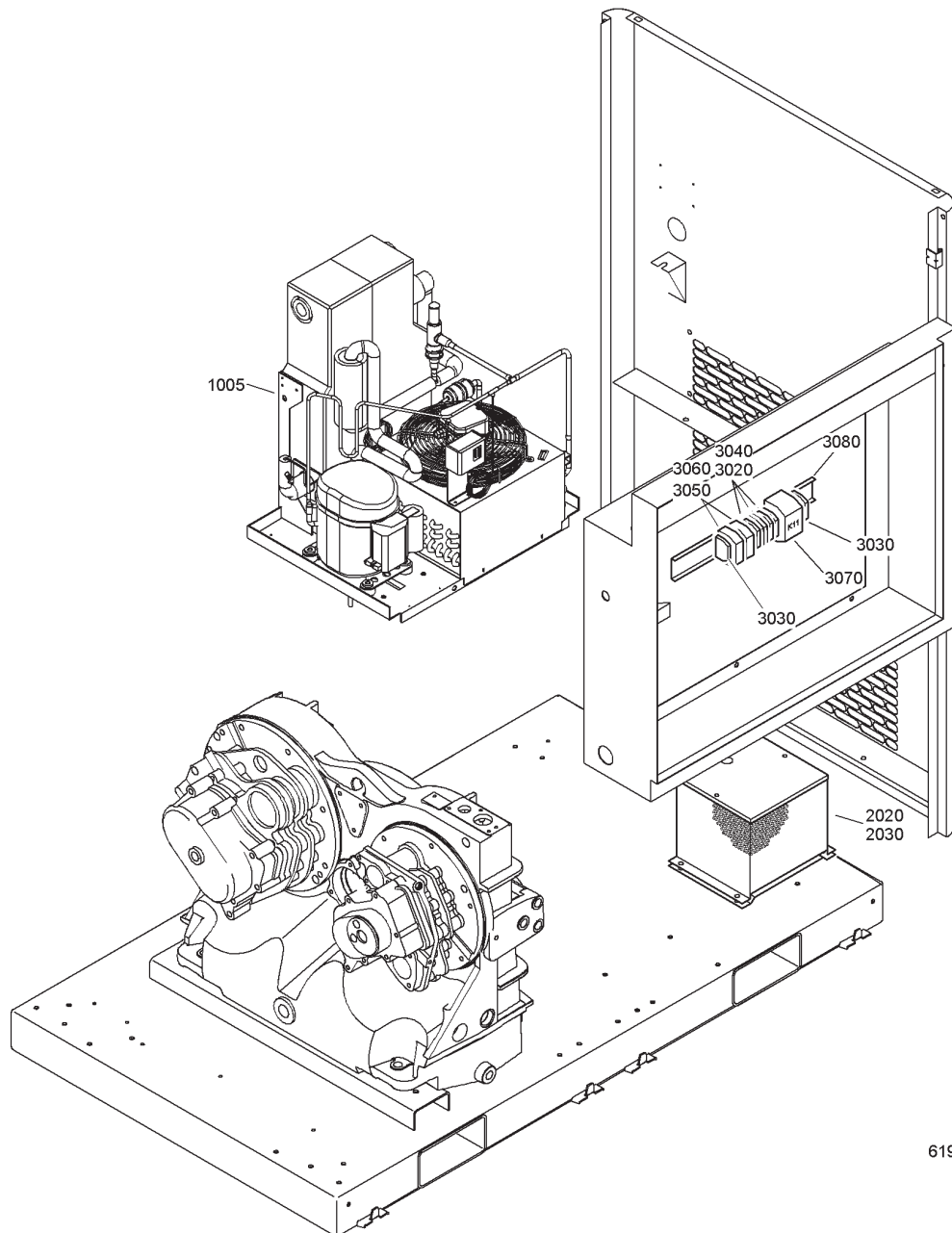


62118_07

Drain system - ZT/ZR30-45 Full feature with ID dryer

Ref.	Part number	Qty	Name	Remarks	Ref.	Part number	Qty	Name	Remarks
1110	0581 0000 55	1	Pipe coupling		1240	0580 0500 26	1	Male adapter	
1120	0581 0000 33	1	Coupling		1250	0661 1000 39	1	Seal washer	
1130	0661 1000 42	1	Seal washer		1260	0580 0525 06	1	Straight pipe coupling	
1140	1613 8892 00	1	Cock		1270	0661 1000 39	1	Seal washer	
1160	1088 1301 02	2	Cable strip		1280	0581 0228 01	1	Pipe coupling	
1170	0686 3716 01	1	Hexagon plug		1290	0070 6002 05	AR	Plastic tube	
1180	0661 1000 38	1	Seal washer		1300	1619 6510 00	1	Non return valve	
1190	0686 3716 02	1	Hexagon plug		1310	0581 0000 87	1	Pipe coupling	
1200	0661 1000 39	1	Seal washer		1320	0661 1000 38	1	Seal washer	
1210	1613 8913 11	1	EWD 50		1330	0581 0000 35	1	Coupling	
1220	0686 3716 01	1	Hexagon plug		1340	0661 1000 38	1	Seal washer	
1230	0661 1000 38	1	Seal washer		1350	1621 1091 00	6	Clamp	

34

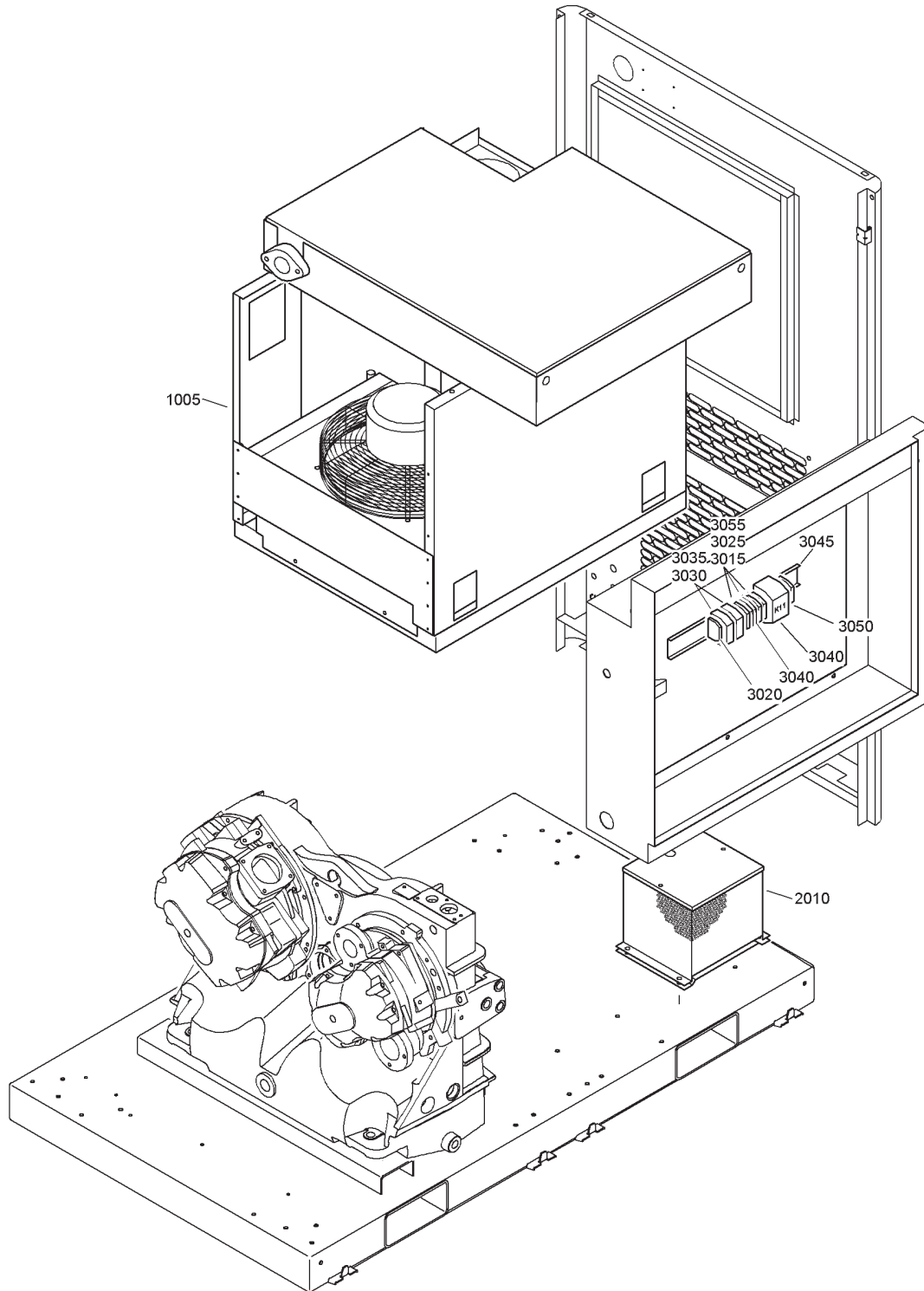


61997_17

Air dryer connections - ZT15-22 Full feature with ID dryer

Ref.	Part number	Qty	Name	Remarks	Ref.	Part number	Qty	Name	Remarks
1005	<<<< >>>>	1	Air dryer		3020	1089 0506 27	1	Terminal	
	1900 2025 11	1	Trafo assembly		3030	1089 0506 30	1	End bracket	
			ZT15ID IEC 380-460V/ 60Hz, ZT15ID CSA/UL 440-460- 575V/60Hz		3040		2	Terminal	
	1900 2025 12		ZT18-22ID IEC 380-460V/ 60Hz, ZT18-22ID CSA/UL 440- 460-575V/60Hz			1089 0506 62		ZT15-22 400V/50Hz, ZT15-22 380V/60Hz, ZT15-22 575V/60Hz CSA/ UL	
	1900 2025 15		ZT15-18-22ID IEC 230- 400V/50Hz		3050			Fuse holder	
2020	• 1	1	Auto transformer			1089 0612 01	3	ZT15-22 440-460V/60Hz CSA/UL	
	1089 9437 01		ZT15-18-22ID IEC 230- 400V/50Hz			1089 0612 01	2	ZT15-22 575V/60Hz CSA/ UL	
	1089 9437 41		ZT15ID IEC 380-460V/ 60Hz, ZT15ID CSA/UL 440-460- 575V/60Hz		3060			Fuse link	
	1089 9437 42		ZT18-22ID IEC 380-460V/ 60Hz, ZT18-22ID CSA/UL 440- 460-575V/60Hz			1089 9168 54	3	ZT15-22 440-460V/60Hz CSA/UL	
2030	• 2	2	Fuse trafokit			1089 9168 62	2	ZT15-22 575V/60Hz CSA/ UL	
	1089 9050 08		ZT15-18-22ID IEC 230- 400V/50Hz, ZT15ID IEC 380-460V/ 60Hz, ZT15ID CSA/UL 440-460- 575V/60Hz		3070		1	Contacto	
	1089 9050 09		ZT18-22ID IEC 380-460V/ 60Hz, ZT18-22ID CSA/UL 440- 460-575V/60Hz			1089 9415 11		ZT15-22 440-460V/60Hz	
						1089 9415 12		ZT15-22 400V/50Hz, ZT15-22 380V/60Hz, ZT15-22 200-230V/50Hz, ZT15-22 200-220-230V/ 60Hz	
						1089 9415 14		ZT15-22 440-460V/60Hz CSA/UL	
						1089 9415 15		ZT15-22 575V/60Hz CSA/ UL	
					3080	9139 5000 16	AR	Rail	

35

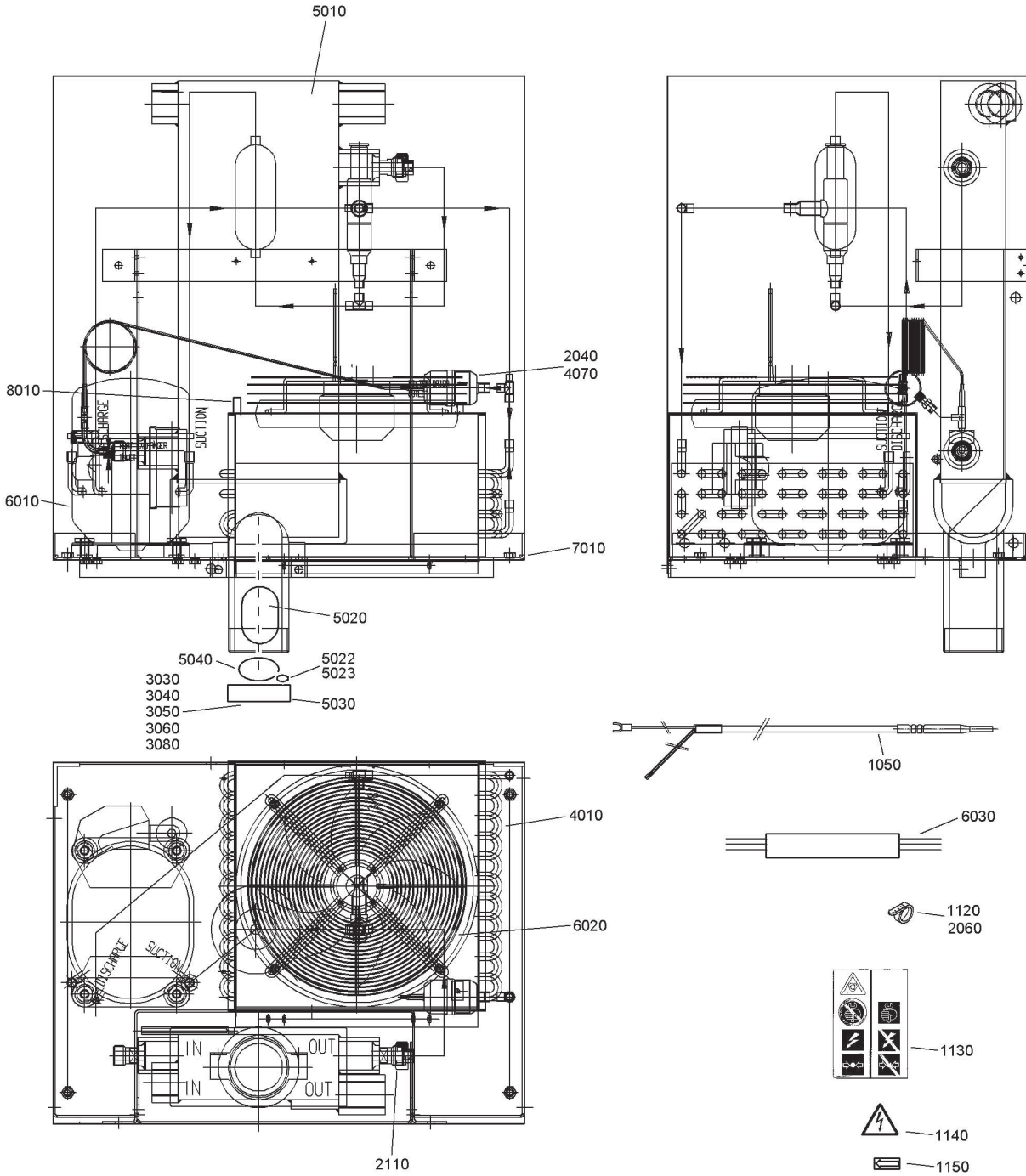


61998_17

Air dryer connections - ZT/ZR30-45 Full feature with ID dryer

Ref.	Part number	Qty	Name	Remarks	Ref.	Part number	Qty	Name	Remarks
1005	<<<< >>>>	1	Air dryer		3025	1089 0506 60	4	Terminal	
2010		1	Trafo ass'y		3030	1089 0612 01	2	Fuse holder	
	1617 1998 83		ZT/ZR30-37 IEC 400V/50Hz		3035		2	Fuse	
	1617 1998 91		ZT/ZR45 IEC 400-500V/ 50Hz			1089 0612 29		ZT/ZR30-37 IEC 50/60Hz	
	1617 1998 89		ZT/ZR30-37 IEC 380V/60Hz			1089 0612 29		ZT/ZR45 IEC 50Hz	
	1617 1998 92		ZT/ZR45 IEC 380-440- 460V/60Hz,			1089 0612 30		ZT/ZR45 IEC 60Hz	
			ZT/ZR45 CSA/UL 440- 460V/60Hz		3040		1	Contactator	
	1617 1998 97		ZT/ZR30-37 CSA/UL 440- 460V/60Hz			1089 9415 21		ZT/ZR30-37 IEC 50/60Hz	
	1617 1998 84		ZT/ZR30-37 IEC 440-460V/ 60Hz			1089 9415 22		ZT/ZR45 IEC 50Hz	
3015	1089 0506 28	1	Terminal			1089 9415 23		ZT/ZR45 IEC 60Hz	
3020	1089 0506 30	1	End bracket			1089 9415 25		ZT/ZR30-37 CSA/UL 60Hz	
						1089 9415 26		ZT/ZR45 CSA/UL 60Hz	
					3045	9139 5000 16	AR	Rail	
					3050	1089 0506 23	1	Barrier	
					3055		2	Fuse link	
						1089 9168 61		ZT/ZR45 CSA/UL 60Hz	

36

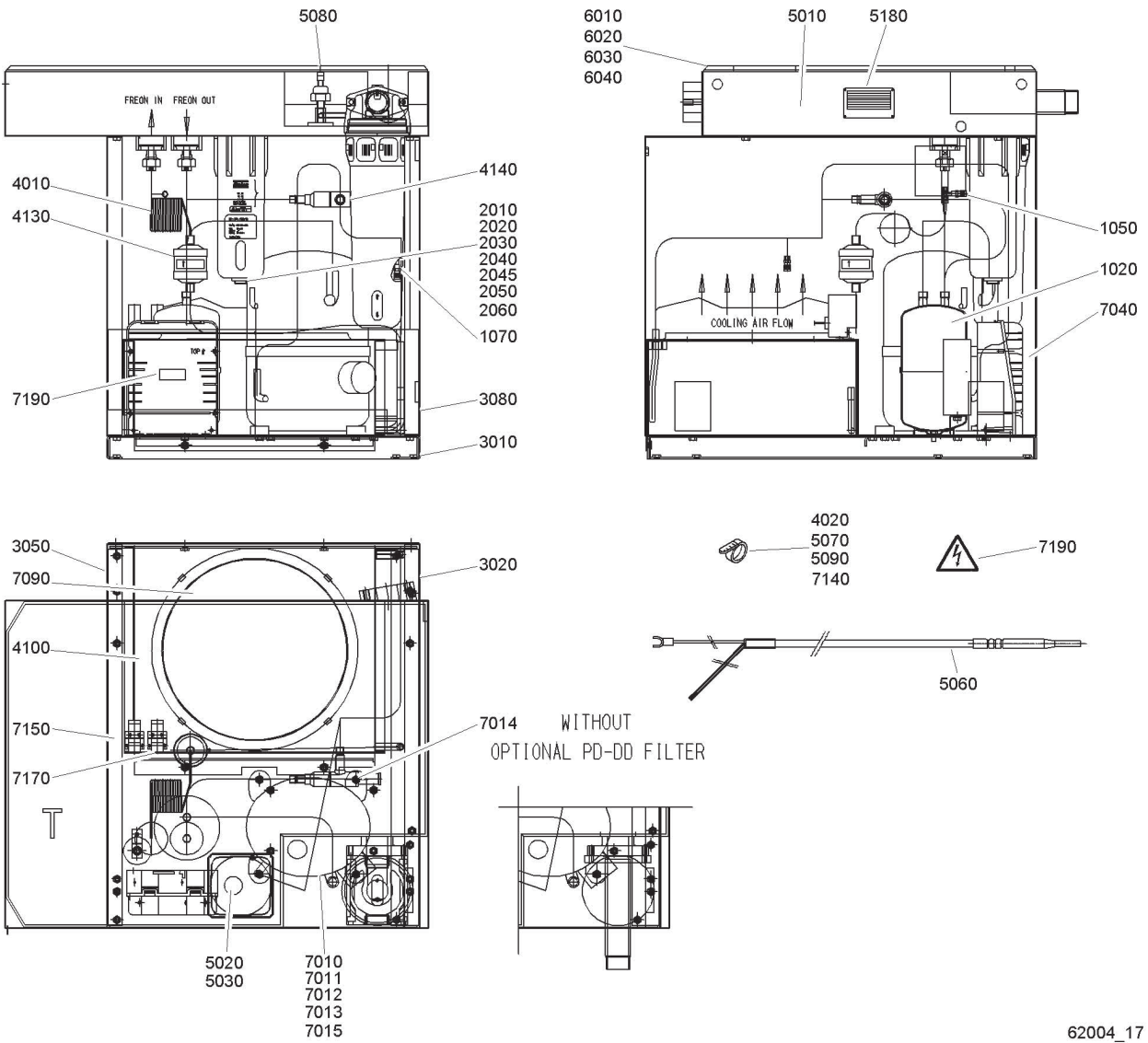


62002_17

Air dryer - ZT15-22 Full feature with ID dryer

Ref.	Part number	Qty	Name	Remarks	Ref.	Part number	Qty	Name	Remarks
		1	Air dryer						
	8092 3060 80		ID44 230V/50Hz		6010		• 1	Refrig.compressor	
	8092 3060 81		ID44 200-220V/60Hz-CSA/UL			1617 1494 20		ID44 440V/60Hz-CSA/UL	
	8092 3060 82		ID44 200-220V/50Hz-JPN			1617 1494 20		ID44 440V/60Hz	
	8092 3060 83		ID44 440V/60Hz-CSA/UL			1617 3460 05		ID44 230V/50Hz	
	8092 3060 84		ID44 440V/60Hz			1617 3460 06		ID44 200-220V/50Hz-JPN	
	8092 3061 80		ID66 230V/50Hz			1617 3460 07		ID44 200-220V/60Hz-CSA/UL	
	8092 3061 81		ID66 200-220V/60Hz-CSA/UL			1617 1494 01		ID66 230V/50Hz	
	8092 3061 82		ID66 200-220V/50Hz-JPN			1617 1494 03		ID66 200-220V/60Hz-CSA/UL	
	8092 3061 83		ID66 440V/60Hz-CSA/UL			1617 1494 14		ID66 200-220V/50Hz-JPN	
	8092 3061 84		ID66 440V/60Hz			1617 1494 19		ID66 440V/60Hz-CSA/UL	
1050	1617 3077 81	• 1	Sensor			1617 1494 19		ID66 440V/60Hz	
1120	1088 1301 01	• 1	Cable tie		6020		• 1	Fan assy	
1130	1079 9901 09	• 1	Decal			1617 2770 81		ID44 230V/50Hz	
1140	1088 1001 01	• 1	Warning mark			1617 2770 81		ID44 200-220V/50Hz-JPN	
1150	1617 2385 00	• 1	Rotation arrow			1617 2770 81		ID66 230V/50Hz	
2040	0348 0110 03	• 1	Anchor			1617 2770 81		ID66 200-220V/50Hz-JPN	
2060	0348 0101 13	• 1	Cable tie			1617 2770 82		ID44 200-220V/60Hz-CSA/UL	
2110	1617 0057 00	• 2	Ring			1617 2770 82		ID66 200-220V/60Hz-CSA/UL	
3030	0581 0000 35	• 1	Straight coupling			1617 2770 84		ID44 440V/60Hz-CSA/UL	
3040	0661 1020 00	• 2	Seal washer			1617 2770 84		ID44 440V/60Hz	
3050	0070 6002 05	• AR	Plastic tube			1617 2770 84		ID66 440V/60Hz-CSA/UL	
3060	0070 6002 04	• AR	Plastic tube			1617 2770 84		ID66 440V/60Hz	
3080	0581 0000 34	• 1	Straight coupling		6030		• 1	Wiring	
4010		• 1	Condensor			1617 3590 80		ID44 200-220V/60Hz-CSA/UL	
	1617 3401 00		ID44			1617 3591 80		ID44 230V/50Hz	
	1617 3402 00		ID66			1617 3591 80		ID44 200-220V/50Hz-JPN	
4070	1617 1322 02	• 1	Filter-drier			1603 1044 98		ID44 440V/60Hz-CSA/UL	
5010		• 1	Heat exchanger			1603 1044 99		ID44 440V/60Hz	
	1617 3557 00		ID44			1617 3094 00		ID66 230V/50Hz	
	1617 2492 00		ID66			1617 3094 00		ID66 200-220V/50Hz-JPN	
5020	1613 9227 81	• 1	Drain			1617 3095 00		ID66 200-220V/60Hz-CSA/UL	
5022	0663 6124 00	• 1	O-ring 17.1x1.6			1603 1054 13		ID66 440V/60Hz-CSA/UL	
5023	0663 6128 00	• 1	O-ring 25.1x1.6			1603 1054 14		ID66 440V/60Hz	
5030	1617 2372 00	• 1	Conn. drain		7010	1617 3499 00	• 1	Frame	
5040	0663 7137 00	• 1	O-ring		8010	1089 9139 02	• 1	Fan switch	

37

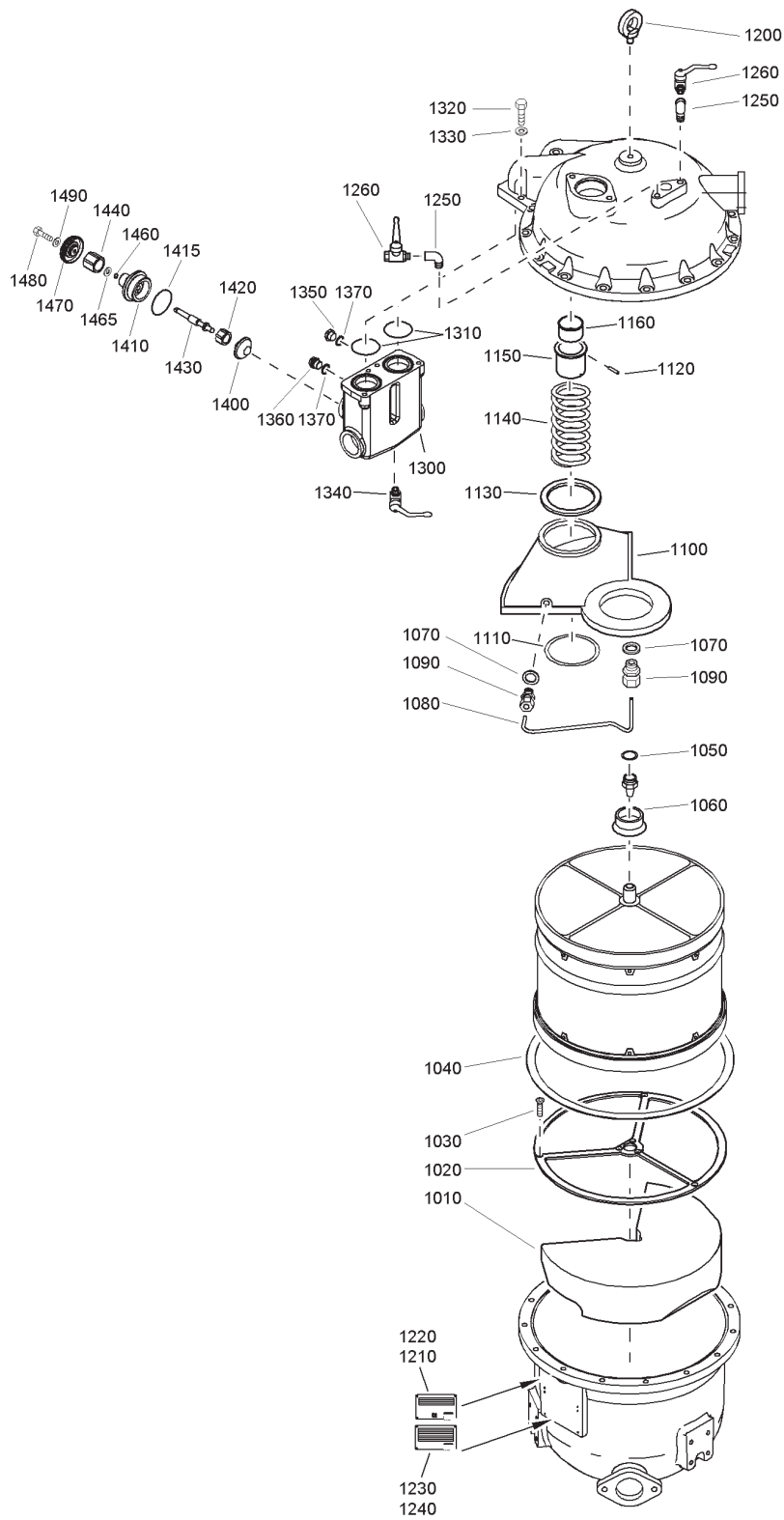


62004_17

Air dryer - ZT30-45 Full feature with ID dryer

Ref.	Part number	Qty	Name	Remarks	Ref.	Part number	Qty	Name	Remarks
		1	Air dryer		7010		• 1	Refrig. compressor	
	8092 2431 23		ID90 230V/50Hz			1617 1494 08		ID90 230V/50Hz	
	8092 2431 15		ID90 200V/50Hz			1617 1494 09		ID90 230V/60Hz-CSA/UL	
	8092 2431 07		ID90 230V/60Hz-CSA/UL			1617 1494 12		ID90 200V/50Hz	
	8092 2431 31		ID110 230V/50Hz			1617 1494 10		ID110 230V/50Hz	
	8092 2431 49		ID110 200V/50Hz			1617 1494 11		ID110 230V/60Hz-CSA/UL	
	8092 2431 56		ID110 230V/60Hz-CSA/UL			1617 1494 13		ID110 200V/50Hz	
	8092 2430 72		ID150 230V/50Hz			1617 1827 01		ID150 230V/50Hz	
	8092 2430 81		ID150 200V/50Hz			1617 1827 02		ID150 230V/60Hz-CSA/UL	
	8092 2430 99		ID150 230V/60Hz-CSA/UL			1617 1827 03		ID150 200V/50Hz	
1020	1617 1765 00	• 1	Liquid separator		7011		•• 1	Capacitor	
1050	1619 5563 02	• 1	Schradervalue			1617 1549 10		ID90 230V/50Hz,	
1070	1619 5563 02	• 1	Schradervalue					ID90 200V/50Hz,	
2010	0653 1062 00	• 1	Flat gasket					ID90 230V/60Hz-CSA/UL,	
2020	0661 1020 00	• 1	Seal washer					ID110 230V/60Hz-CSA/UL,	
2030	0581 0000 35	• 1	Straight coupling					ID150 200V/50Hz,	
2040	0070 6002 05	• AR	Plastic tube					ID150 230V/50Hz,	
2045	0581 0000 34	• 1	Straight coupling			1617 1549 07		ID110 230V/50Hz,	
2050	0070 6002 04	• AR	Plastic tube					ID110 200V/50Hz	
2060	1088 0801 40	• 1	Grommet			1617 1549 12		ID150 230V/60Hz-CSA/UL	
3010	1617 1694 00	• 1	Frame		7012		•• 1	Run capacitor	
3020	1617 1703 00	• 1	Support right			1617 1874 02		ID90	
3050	1617 1704 00	• 1	Support left			1617 1874 03		ID110,	
3080	1617 1705 00	• 1	Plate			1617 1874 04		ID150 230V/60Hz-CSA/UL	
4010		• 1	Capillary ass'y					ID150 230V/50Hz,	
	1617 1828 81		ID90					ID150 200V/50Hz	
	1617 1828 82		ID110		7013		•• 1	Start relay	
	1617 1828 83		ID150			1617 1551 19		ID90 230V/50Hz,	
4020	0348 0101 13	• 1	Cable tie					ID90 200V/50Hz	
4100		• 1	Condensor			1617 1551 18		ID90 230V/60Hz-CSA/UL	
	1617 3658 00		ID90, ID110			1617 1551 21		ID110 230V/50Hz	
	1617 1838 00		ID150			1617 1551 22		ID110 200V/50Hz	
4130		• 1	Filter-drier			1617 1551 20		ID110 230V/60Hz-CSA/UL	
	1617 1322 03		ID90, ID110			1617 1551 23		ID150 230V/50Hz,	
	1617 1322 04		ID150					ID150 200V/50Hz	
4140	1617 1524 02	• 1	Hgb valve			1617 1551 24		ID150 230V/60Hz-CSA/UL	
5010		• 1	Heat exchanger		7014	1617 1530 80	•• 1	Anti-vibration set	
	1617 1696 00		ID90		7015		•• 1	Overload protector	
	1617 1695 00		ID110			1617 1550 21		ID90 230V/50Hz,	
	1617 1945 00		ID150					ID90 200V/50Hz	
5020	1613 9363 80	• 1	Wsd80 (16bar)			1617 1550 23		ID110 230V/50Hz,	
	0663 2111 80	•• 1	O-ring					ID110 200V/50Hz	
	4090 0309 00	•• 1	O-ring			1617 1550 20		ID90 230V/60Hz-CSA/UL	
	0663 2107 81	•• 1	O ring			1617 1550 22		ID110 230V/60Hz-CSA/UL	
	0663 2111 27	•• 1	O-ring 31.5x3		7040		• 1	Electrical box	
5030	0663 7136 00	• 1	O-ring			1617 2028 00		ID150	
5060	1617 3077 83	• 1	Sensor		7090		• 1	Fan ass'y	
5070	0348 0101 13	• 1	Cable tie			1617 1987 80		ID90 230V/50Hz	
5080	1089 0575 51	• 1	Pressure sensor			1617 1987 80		ID90 230V/60Hz-CSA/UL	
5090	0348 0101 13	• 1	Cable tie			1617 1987 80		ID110 230V/50Hz	
5180	1617 2971 00	• 1	Data plate			1617 1987 80		ID110 230V/60Hz-CSA/UL	
		• 1	Box assy			1617 1987 80		ID150 230V/50Hz	
	1603 1698 80		ID90			1617 1987 80		ID150 230V/60Hz-CSA/UL	
	1603 1698 81		ID110			1617 2015 80		ID90 200V/50Hz	
	1603 1698 82		ID150			1617 2015 80		ID110 200V/50Hz	
6010	1617 1698 00	•• 1	Box heat exchanger			1617 2015 80		ID150 200V/50Hz	
6020		•• 1	Insulation bottom					Fan + motor	
	1617 1873 00		ID90			1617 1988 00	•• 1	ID90-110-150 230V/	
	1617 1710 00		ID110					50+60Hz	
	1617 1958 00		ID150			1617 2016 00		ID90-110-150 200V/50Hz	
6030		•• 1	Insulation top			1617 1989 00	•• 1	Grating	
	1617 1872 00		ID90		7140	0348 0101 13	• 1	Cable tie	
	1617 1709 00		ID110		7150	1089 9214 40	• 1	High pressure switch	
	1617 1957 00		ID150		7170	1089 9139 04	• 1	Fan switch	
6040	1617 1839 00	•• 1	Filling block		7190	1088 1001 01	• 1	Warning mark	

38

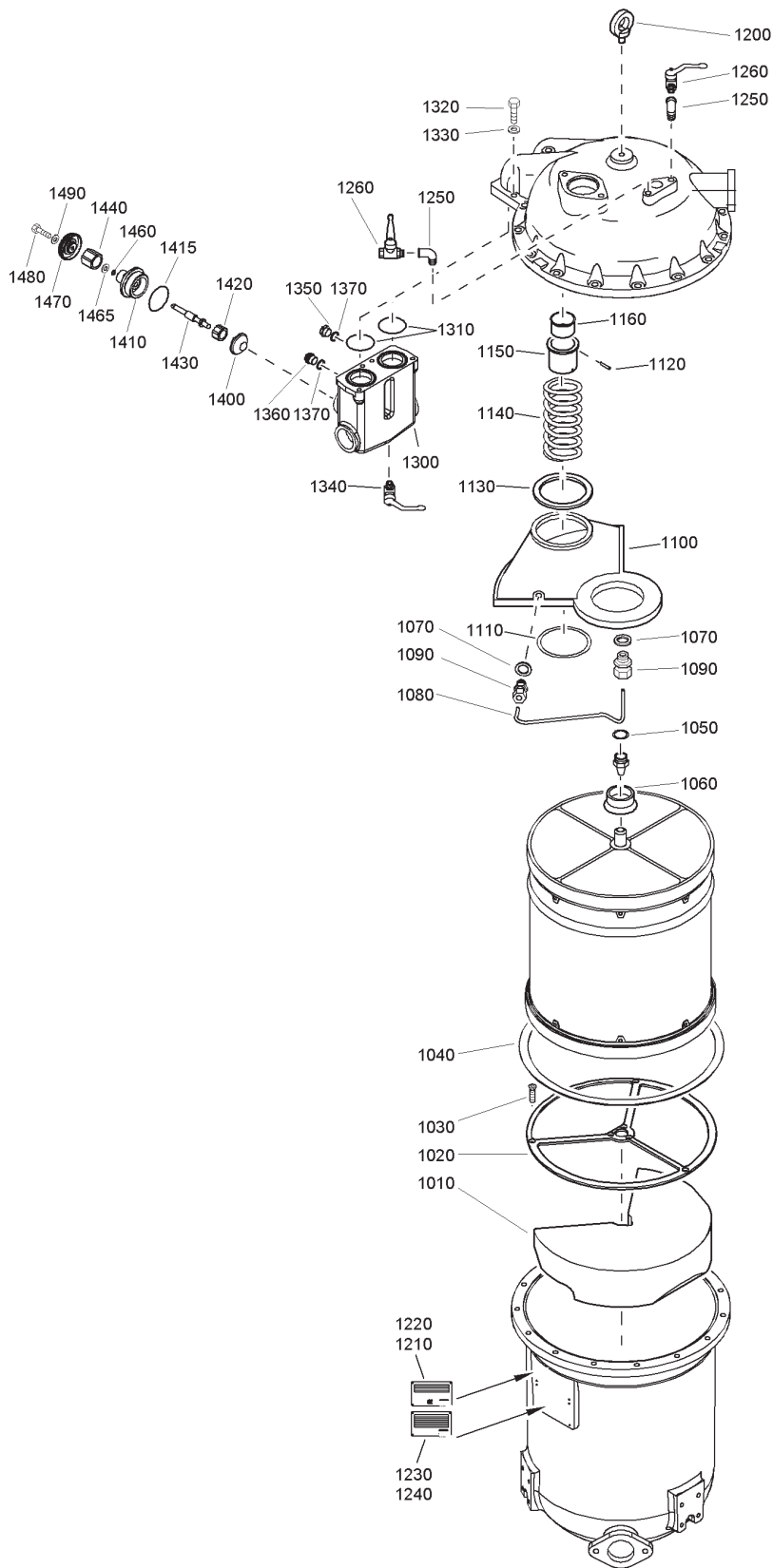


62106_17

Air dryer parts - Mountings on vessel - IMD50 for ZT18-22-30-37

Ref.	Part number	Qty	Name	Remarks	Ref.	Part number	Qty	Name	Remarks
1010	1617 5126 10	1	Demister		1250	0560 0200 16	2	Elbow type	
1020	1617 5151 00	1	Seal ring		1260	0852 0010 29	2	Ball valve	
1030	0216 1957 49	6	Hex sock. screw		1300	1617 5136 00	1	Housing	
1040	1617 5149 00	1	Ring		1310	0663 2105 98	2	O-ring 56 x 3	
1050	0653 1162 00	1	Gasket 27 x 32		1320	0211 1364 00	4	Hex sock. screw	
1060	1614 7606 00	1	Sealing ring		1330	0301 2344 00	4	Plain washer	
1070	0653 1062 00	2	Gasket 13 x 20		1340	0852 0010 31	1	Ball valve	
1080	0072 5551 05	AR	Cu pipe 6 x 4		1350	1202 8854 00	1	Sight glass	
1090	0581 0016 01	2	Pipe coupling		1360	0686 3716 30	1	Plug 3/8	
1100	1617 5113 00	1	Sealing sector		1370	0653 1100 00	2	Gasket 17 x 21	
1110	1617 5172 00	1	Ring		1400	1617 5138 00	3	Valve	
1120	0111 1687 03	3	Split pin 2 x 1		1410	1617 5139 00	3	Bonnet	
1130	1617 5130 00	1	Seal ring		1415	0663 2112 24	1	O-ring	
1140	1617 5352 00	1	Spring		1420	1617 5140 00	3	Nut	
1150	1617 5125 00	1	Pipe		1430	1617 5141 00	3	Spindle	
1160	1617 5143 00	1	Strainer		1440	1614 7593 00	3	Packing nut	
1200	0371 1100 19	1	Lift. eye bolt		1460	0663 2112 25	3	O-ring 8x4	
1210	1202 2339 00	1	Patent plate		1465	1617 5925 00	1	Ring	
1220	0129 3103 00	4	Blind rivet		1470	1617 5215 00	3	Hand wheel	
1230	1617 5664 00	1	Data plate		1480	0147 1170 03	3	Hex. head screw	
1240	0129 3103 00	4	Blind rivet		1490	0301 2315 00	3	Plain washer	

39



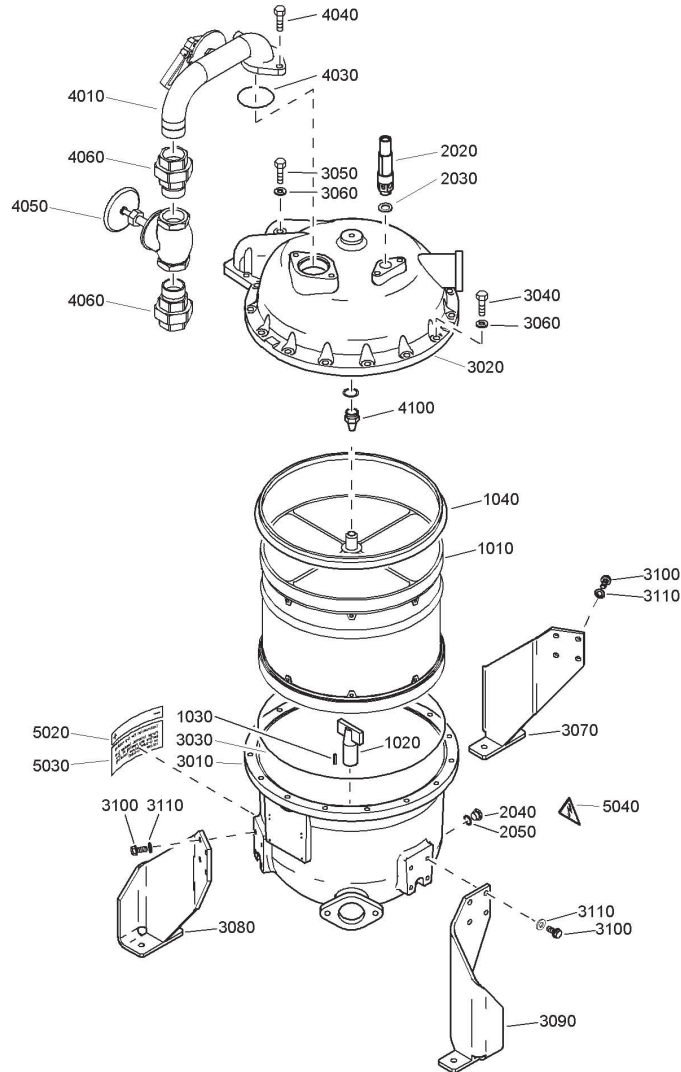
62107_17

Air dryer parts - Mountings on vessel - IMD100 for ZT45

39

Ref.	Part number	Qty	Name	Remarks	Ref.	Part number	Qty	Name	Remarks
1010	1617 5126 10	1	Demister		1250	0560 0200 16	2	Elbow type	
1020	1617 5151 00	1	Seal ring		1260	0852 0010 29	2	Ball valve	
1030	0216 1957 49	6	Hex sock. screw		1300	1617 5136 00	1	Housing	
1040	1617 5149 00	1	Ring		1310	0663 2105 98	2	O-ring 56 x 3	
1050	0653 1162 00	1	Gasket 27 x 32		1320	0211 1364 00	4	Hex sock. screw	
1060	1614 7606 00	1	Sealing ring		1330	0301 2344 00	4	Plain washer	
1070	0653 1062 00	2	Gasket 13 x 20		1340	0852 0010 31	1	Ball valve	
1080	0072 5551 05	AR	Cu pipe 6 x 4		1350	1202 8854 00	1	Sight glass	
1090	0581 0016 01	2	Pipe coupling		1360	0686 3716 30	1	Plug 3/8	
1100	1617 5113 00	1	Sealing sector		1370	0653 1100 00	2	Gasket 17 x 21	
1110	1617 5172 00	1	Ring		1400	1617 5138 00	3	Valve	
1120	0111 1687 03	3	Split pin 2 x 1		1410	1617 5139 00	3	Bonnet	
1130	1617 5130 00	1	Seal ring		1415	0663 2112 24	1	O-ring	
1140	1617 5352 00	1	Spring		1420	1617 5140 00	3	Nut	
1150	1617 5125 00	1	Pipe		1430	1617 5141 00	3	Spindle	
1160	1617 5143 00	1	Strainer		1440	1614 7593 00	3	Packing nut	
1200	0371 1100 19	1	Lift. eye bolt		1460	0663 2112 25	3	O-ring 8x4	
1210	1202 2339 00	1	Patent plate		1465	1617 5925 00	1	Ring	
1220	0129 3103 00	4	Blind rivet		1470	1617 5215 00	3	Hand wheel	
1230	1617 5664 00	1	Data plate		1480	0147 1170 03	3	Hex. head screw	
1240	0129 3103 00	4	Blind rivet		1490	0301 2315 00	3	Plain washer	

40 Air dryer parts - Pressure vessel and rotor - IMD50 for ZT18-22-30-37

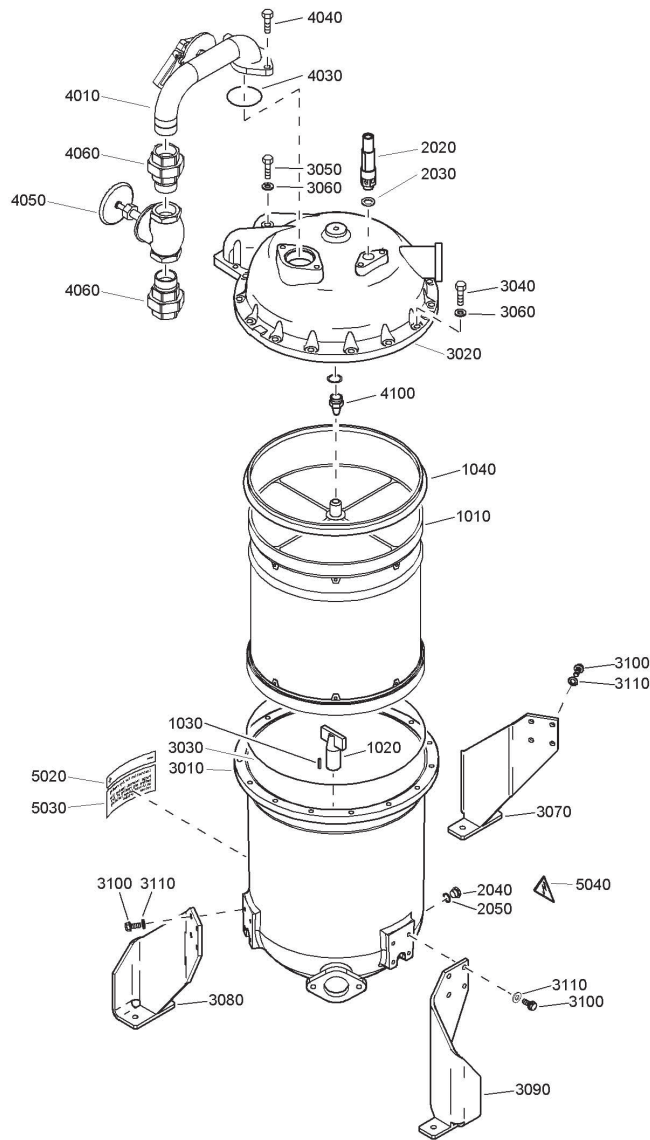


62108_17

62108_17

Ref.	Part number	Qty	Name	Remarks	Ref.	Part number	Qty	Name	Remarks
1010	1617 5115 19	1	Rotor		3030	0663 2107 45	• 1	O-ring	
1020	1617 5153 00	1	Coupling		3040	0147 1958 86	• 14	Bolt	
1030	0337 2120 00	1	Parallel key		3050	0147 1419 03	• 1	Bolt	
1040	1617 5380 08	1	Seal ring		3060	0301 2358 00	• 15	Washer	
2020		1	Safety valve		3070	1617 5835 00	• 1	Support	
	0830 1007 24		CE		3080	1617 5836 00	• 1	Support	
	0830 1008 11		Lloyd's, DIR, UDT, Asme, CRN, China, Japan		3090	1617 5837 00	• 1	Support	
2030	0653 1162 00	1	Gasket		3100	0147 1362 03	• 12	Hex. head screw	
2040	1202 8854 00	1	Sight glass		3110	0301 2344 00	• 12	Washer	
2050	0653 1100 00	1	Gasket		4010	1617 5782 00	1	Connection pipe	
		1	Vessel		4030	0663 2111 67	1	O-ring 60 x 4	
	1617 5797 80		Japan		4040	0147 1402 03	2	Hex. head screw	
	1617 5797 84		China		4050	0821 0408 00	1	Stop valve	
	1617 5797 86		CE		4060	0586 1058 03	2	Coupling	
	1617 5797 86		Asme, CRN		4100		1	Nozzle	
	1617 5797 88		Lloyd's, DIR, UDT			1617 5129 04		ZT30-37	
3010	1617 5147 00	• 1	Lower cover			1617 5129 05		ZT18-22	
3020	1617 5112 00	• 1	Upper cover		5020	1202 2227 00	1	Label	
					5030	1619 7420 00	1	Decal	
					5040	1088 1001 02	1	Warning mark	

Air dryer parts - Pressure vessel and rotor - IMD100 for ZT45

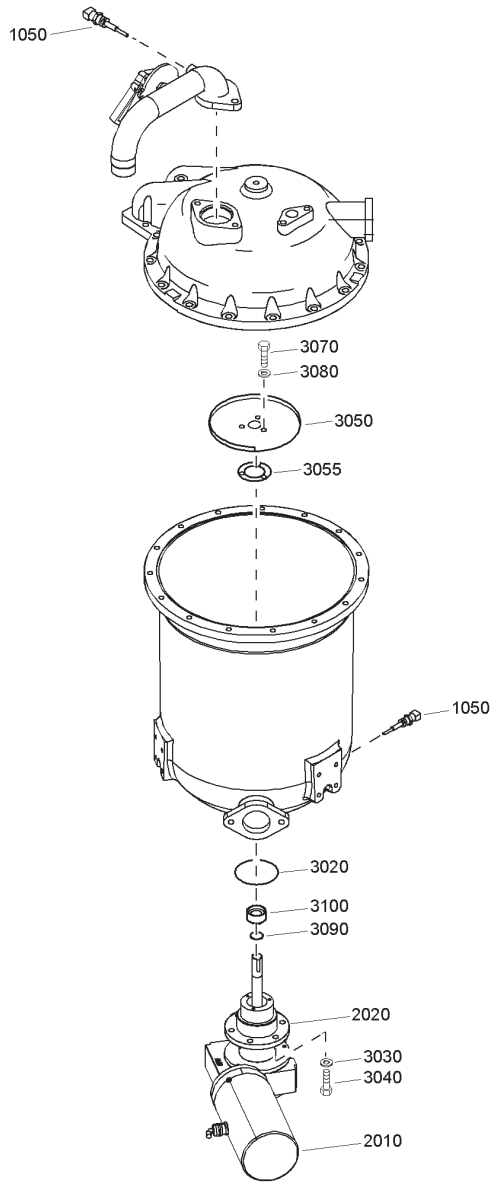


62109_17

62109_17

Ref.	Part number	Qty	Name	Remarks	Ref.	Part number	Qty	Name	Remarks
1010	1617 5116 19	1	Rotor		3020	1617 5112 00	• 1	Upper cover	
1020	1617 5153 00	1	Coupling		3030	0663 2107 45	• 1	O-ring	
1030	0337 2120 00	1	Parallel key		3040	0147 1958 86	• 14	Bolt	
1040	1617 5380 08	1	Seal ring		3050	0147 1419 03	• 1	Bolt	
2020	0830 1007 24	1	Safety valve		3060	0301 2358 00	• 15	Washer	
	0830 1008 11		CE		3070	1617 5835 00	• 1	Support	
			Lloyd's, DIR, UDT,		3080	1617 5836 00	• 1	Support	
			Asme, CRN, China,		3090	1617 5837 00	• 1	Support	
			Japan		3100	0147 1362 03	• 12	Hex. head screw	
2030	0653 1162 00	1	Gasket 27 x 32		3110	0301 2344 00	• 12	Washer	
2040	1202 8854 00	1	Sight glass		4010	1617 5782 00	1	Connection pipe	
2050	0653 1100 00	1	Gasket 17 x 21		4030	0663 2111 67	1	O-ring 60 x 4	
		1	Vessel		4040	0147 1402 03	2	Hex. head screw	
	1617 5798 80		Japan		4050	0821 0408 00	1	Stop valve	
	1617 5798 84		China		4060	0586 1058 03	2	Coupling	
	1617 5798 86		CE		4100	1617 5129 03	1	Nozzle	
	1617 5798 86		Asme, CRN		5020	1202 2227 00	1	Label	
	1617 5798 88		Lloyd's, DIR, UDT		5030	1619 7420 00	1	Decal	
3010	1617 5148 00	• 1	Lower cover		5040	1088 1001 02	1	Warning mark	

42

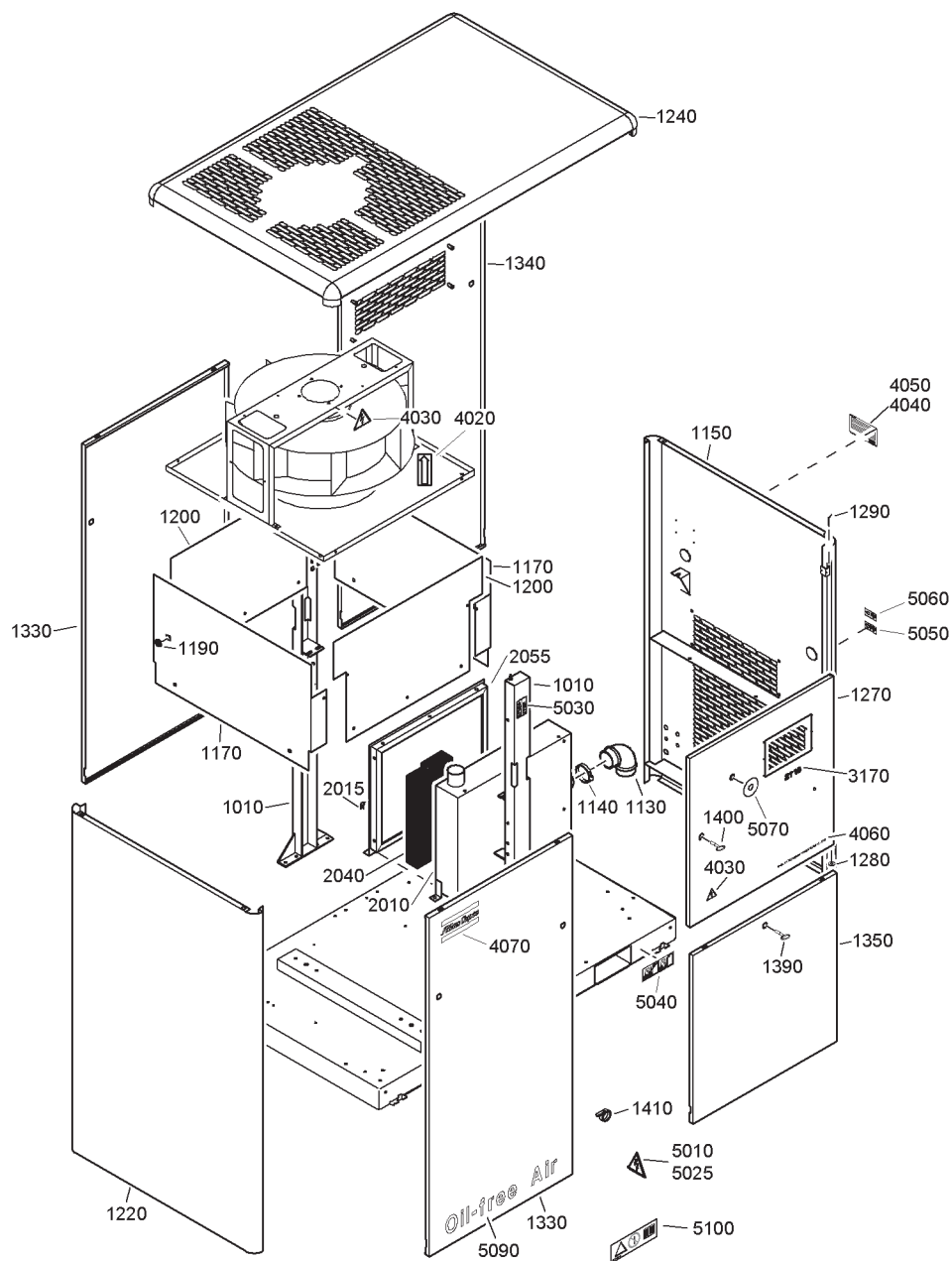


62110_07

Air dryer parts - Motor and drive connections

Ref.	Part number	Qty	Name	Remarks	Ref.	Part number	Qty	Name	Remarks
1050	1089 0574 40	3	Temp.sensor		3040	0147 1363 03	6	Hex. head screw	
2010		1	Motor		3050	1617 5221 00	1	Plate	
	1617 5839 01		24V/50-60Hz		3055	1617 5373 00	1	Gasket	
	1617 5839 02		115V/50-60Hz		3070	0147 1958 33	3	Hex. head screw	
2020	1617 5840 00	1	Gearbox		3080	0333 3120 01	3	Lock washer	
3020	0663 6140 00	1	O-ring 79.5 x 3		3090	0663 3125 00	1	O-ring 19.2 x 3	
3030	0301 2344 00	6	Plain washer		3100	1617 5372 00	1	Seal ring	

43

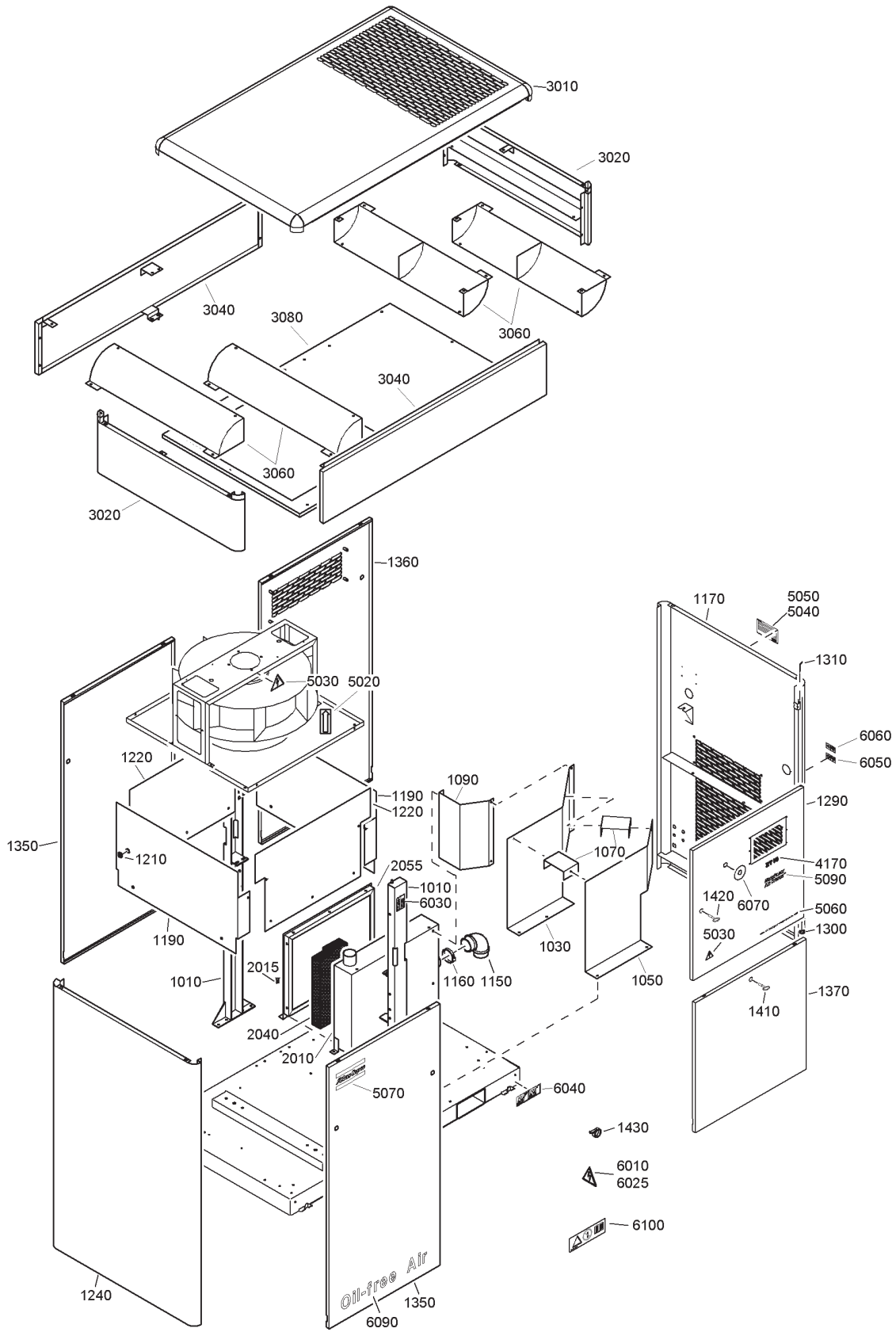


62124_10

Bodywork - ZT15-22 Pack

Ref.	Part number	Qty	Name	Remarks	Ref.	Part number	Qty	Name	Remarks
1010	1622 1166 80	2	Stay	1)	4050	0129 3103 00	4	Blind rivet	
1130	1622 1528 00	1	Elbow		4060	1079 9920 83	1	Label website	
1140	0347 6114 00	1	Hose clip		4070	0690 1125 01	2	House mark	
1150	1622 1382 80	1	Panel	1)2)	5010	1088 1001 03	1	Warning mark	
1170	1622 1648 80	2	Plate	3)	5025	1088 1001 01	1	Warning mark	
1190	1088 0801 20	1	Grommet		5030	1079 9901 09	4	Label	
1200	1622 1651 80	2	Plate	3)	5040	1079 9922 39	2	Warning label	
1220	1622 1177 80	1	Panel	1)2)	5050	1079 9915 89	1	Label	
1240	1622 1178 80	1	Roof	3)	5060	1079 9915 98	1	Label	
	1613 9963 00	• 4	Corner		5070	1089 9125 05	1	Round disk	
	0129 3270 30	• 8	Blind rivet		5090	1079 9922 12	1	Label oil free	
1270	1622 1179 80	1	Door	2)4)	5100	1079 9905 49	1	Label	
	1613 9525 00	• 1	Hinge					AR Tapping screw	
	0129 3270 29	• 2	Blind rivet					M6 X 16	
	1079 9903 48	• 1	Warning label		0226	0300 46		AR Bolt	
	1079 9906 09	• 1	Label					M8 X 12	8.8
	1619 7705 00	• 1	Lock		0147	1320 03		M8 X 25	
1280	1613 8560 00	1	Washer		0147	1962 72		AR Nut	
1290	1613 9532 00	1	Pin					M8	
1330	1622 1180 80	2	Panel	1)2)	0266	2110 00		AR Washer	
	1613 8485 00	• 2	Lock					8,4 X 16 X 1,6	
1340	1622 1398 80	1	Panel	1)2)	0301	2335 00		AR Lock washer	
	1613 8485 00	• 2	Lock					8,4	
1350	1622 1181 80	1	Panel	2)5)	0333	3227 00			
	1613 8485 00	• 1	Lock						
1390	1089 9068 01	2	Key						
1400	1089 9154 02	1	Key						
1410	1088 1301 03	1	Cable strip						
	1622 1746 80	1	Air inlet	2)	1)-5)	Lined with / Bekleed met / Beklädd med / Ausgekleidet mit / Garnir de / Rivestido de / Allineato con / Foret med / Revestido com / Kledd med / Vuorattu :			
2010	1622 1746 00	• 1	Air inlet						
2015	1202 6584 00	• AR	Seal		1)	Foam : 0395 6001 68 (AR) 40 x 2040 x 1650 self-adhesive			
2040	1622 1319 00	• 1	Cage		2)	Foam : 0395 6001 67 (AR) 30 x 2040 x 1650 self-adhesive			
2055	1622 1172 00	• 1	Baffle		3)	Foam : 0395 6001 69 (AR) 50 x 2040 x 1650 self-adhesive			
3170		1	Decal		4)	Foam : 0395 6001 66 (AR) 25 x 2040 x 1650 self-adhesive			
	1622 1311 02		ZT15		5)	Foam : 0395 6001 62 (AR) 10 x 2040 x 1650 self-adhesive			
	1622 1311 04		ZT18						
	1622 1311 06		ZT22						
4020	1503 0786 00	2	Rotation arrow						
4030	1088 1001 01	2	Warning mark						
4040		1	Dataplate						
	1622 0395 00		50Hz						
	1614 5933 01		60Hz						

44

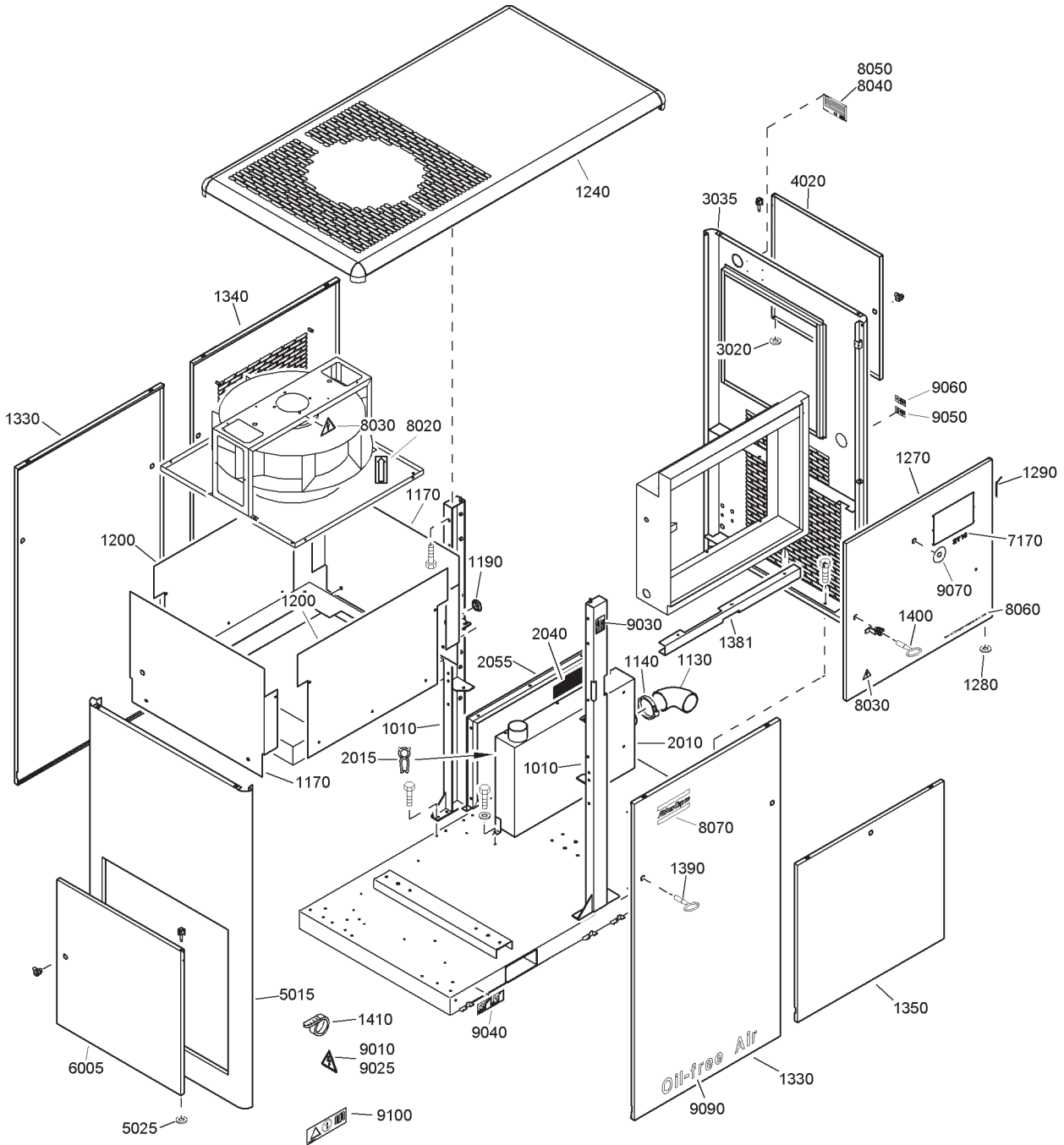


62123_10

Bodywork - ZT15-22 WorkPlace

Ref.	Part number	Qty	Name	Remarks	Ref.	Part number	Qty	Name	Remarks
1010	1622 1166 80	2	Stay	1)	5030	1088 1001 01	2	Warning mark	
1030	1622 1167 80	1	Plate	3)	5040		1	Dataplate	
1050	1622 1168 80	1	Plate	3)		1622 0395 00		50Hz	
1070	1622 1344 00	1	Support			1614 5933 01		60Hz	
1090	1622 1367 80	1	Plate	3)	5050	0129 3103 00	4	Blind rivet	
1150	1622 1528 00	1	Elbow		5060	1079 9920 83	1	Label website	
1160	0347 6114 00	1	Hose clip		5070	0690 1125 01	2	House mark	
1170	1622 1382 80	1	Panel	1)2)	5090	1613 9846 00	1	Decal workplace	
1190	1622 1648 80	2	Plate	3)	6010	1088 1001 03	1	Warning mark	
1210	1088 0801 20	1	Grommet		6025	1088 1001 01	1	Warning mark	
1220	1622 1651 80	2	Plate	3)	6030	1079 9901 09	4	Label	
1240	1622 1177 80	1	Panel	1)2)	6040	1079 9922 39	2	Warning label	
1290	1622 1179 80	1	Door	2)4)	6050	1079 9915 89	1	Label	
	1613 9525 00	• 1	Hinge		6060	1079 9915 98	1	Label	
	0129 3270 29	• 2	Blind rivet		6070	1089 9125 05	1	Round disk	
	1079 9903 48	• 1	Warning label		6090	1079 9922 12	1	Label oil free	
	1079 9906 09	• 1	Label		6100	1079 9905 49	1	Label	
	1619 7705 00	• 1	Lock				AR	Tapping screw	
1300	1613 8560 00	1	Washer					M6 X 16	
1310	1613 9532 00	1	Pin		0226	0300 46	AR	Bolt	
1350	1622 1180 80	2	Panel	1)2)				M8 X 12	8.8
	1613 8485 00	• 2	Lock		0147	1320 03		M8 X 20	8.8
1360	1622 1398 80	1	Panel	1)2)	0147	1323 03		M8 X 20	
	1613 8485 00	• 2	Lock		1619	2766 00		M8 X 25	
1370	1622 1181 80	1	Panel	2)5)	0147	1962 72		Nut	
	1613 8485 00	• 1	Lock				AR	M8	
1410	1089 9068 01	2	Key		0266	2110 00		Washer	
1420	1089 9154 02	1	Key				AR	8,4 X 16 X 1,6	
1430	1088 1301 03	1	Cable strip		0301	2335 00		Lock washer	
	1622 1746 80	1	Air inlet	2)			AR	8,4	
2010	1622 1746 00	• 1	Air inlet		0333	3227 00			
2015	1202 6584 00	• AR	Seal						
2040	1622 1319 00	• 1	Cage		1)-5)			Lined with / Bekleed met / Beklädd med / Ausgekleidet mit / Garnir de / Rivestido de / Allineato con / Foret med / Revestido com / Kledd med / Vuorattu :	
2055	1622 1172 00	• 1	Baffle		1)	Foam : 0395 6001 68 (AR)	40 x 2040 x 1650	self-adhesive	
	1622 1465 90	1	Silencing roof		2)	Foam : 0395 6001 67 (AR)	30 x 2040 x 1650	self-adhesive	
3010	1622 1465 80	• 1	Roof	3)	3)	Foam : 0395 6001 69 (AR)	50 x 2040 x 1650	self-adhesive	
	1613 9963 00	• 4	Corner		4)	Foam : 0395 6001 66 (AR)	25 x 2040 x 1650	self-adhesive	
3020	1622 1461 80	• 2	Panel	3)	5)	Foam : 0395 6001 62 (AR)	10 x 2040 x 1650	self-adhesive	
3040	1622 1464 80	• 2	Plate	3)					
3060	1622 1463 00	• 4	Duct						
3080	1622 1466 80	• 1	Plate	2)3)					
4170		1	Decal						
	1622 1311 02		ZT15						
	1622 1311 04		ZT18						
	1622 1311 06		ZT22						
5020	1503 0786 00	2	Rotation arrow						

45

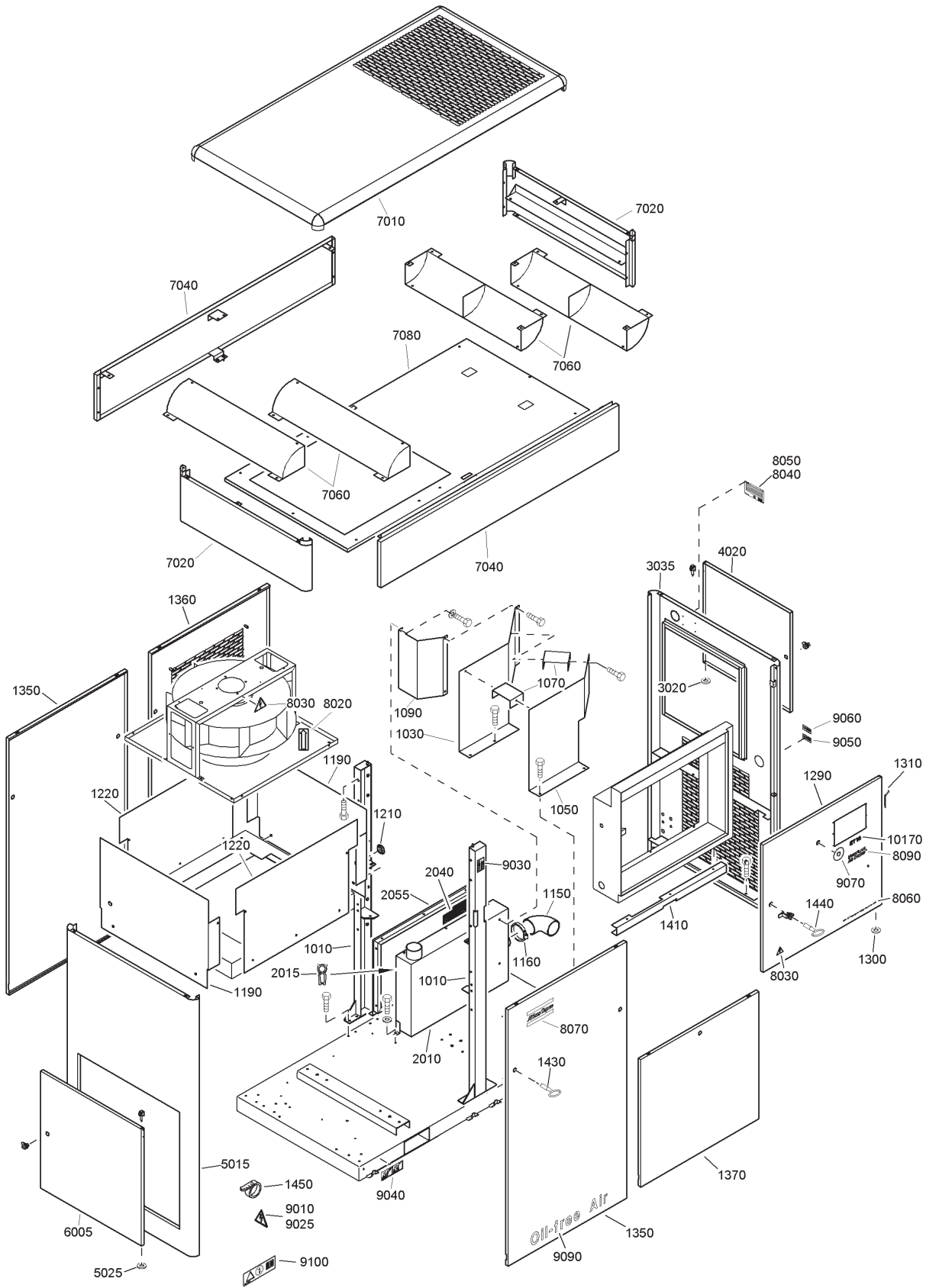


62128_10

Bodywork - ZT30-45 Pack

Ref.	Part number	Qty	Name	Remarks	Ref.	Part number	Qty	Name	Remarks
1010	1622 1142 80	2	Stay	1)	7170		1	Decal	
1130	1622 1304 00	1	Elbow			1622 1311 07		ZT30FF	
1140	0347 6117 00	1	Hose clip			1622 1311 08		ZT30	
1170	1622 1653 80	2	Plate	3)		1622 1311 09		ZT37FF	
1190	1088 0801 20	1	Grommet			1622 1311 10		ZT37	
1200	1622 1656 80	2	Plate	3)		1622 1311 11		ZT45FF	
1240	1622 1407 80	1	Roof	3)		1622 1311 12		ZT45	
	0129 3270 30	• 8	Blind rivet		8020	1503 0786 00	2	Rotation arrow	
	1613 9963 00	• 4	Corner		8030	1088 1001 01	2	Warning mark	
1270	1622 1308 80	1	Door	2)4)	8040		1	Dataplate	
	0129 3270 29	• 2	Blind rivet			1622 0395 00		50Hz	
	1613 9525 00	• 1	Hinge			1614 5933 01		60Hz	
	1619 7705 00	• 1	Lock		8050	0129 3103 00	4	Blind rivet	
	1622 1308 00	• 1	Door		8060	1079 9920 83	1	Label website	
	1079 9903 48	• 1	Warning label		8070	0690 1125 01	2	House mark	
	1079 9906 09	• 1	Label		9010	1088 1001 03	1	Warning mark	
1280	1613 8560 00	1	Washer		9025	1088 1001 01	1	Warning mark	
1290	1613 9532 00	1	Pin		9030	1079 9901 09	4	Label	
1330	1622 1309 80	2	Panel	1)2)	9040	1079 9922 39	2	Warning label	
	1613 8485 00	• 2	Lock		9050	1079 9915 89	1	Label	
1340	1622 1440 80	1	Panel	1)2)	9060	1079 9915 98	1	Label	
	1613 8485 00	• 2	Lock		9070	1089 9125 05	1	Round disk	
1350	1622 1310 80	1	Panel	2)5)	9090	1079 9922 12	1	Label oil free	
	1613 8485 00	• 1	Lock		9100	1079 9905 49	1	Label	
1381	1622 1546 00	1	Support				AR	Tapping screw	
1390	1089 9068 01	2	Key			0226 0300 46		M6 X 16	
1400	1089 9154 02	1	Key				AR	Bolt	
1410	1088 1301 03	1	Cable strip			0147 1320 03		M8 X 12	8.8
	1622 1745 80	1	Air inlet	2)		0147 1962 72		M8 X 25	
2010	1622 1745 00	• 1	Air inlet				AR	Nut	
2015	1202 6584 00	• AR	Seal					M8	
2040	1622 1302 00	• 1	Cage			0266 2110 00		Washer	
2055	1622 1303 00	• 1	Baffle				AR	8,4 X 16 X 1,6	
	1622 1336 80	1	Panel	1)2)		0301 2335 00		Lock washer	
3020	1613 8560 00	• 2	Washer			0333 3227 00		8,4	
3035	1622 1336 00	• 1	Panel						
	1622 1341 80	• 1	Door	6)					
	1613 8484 01	•• 1	Hinge		1)-6)			Lined with / Bekleed met / Beklädd med /	
	0129 3270 29	•• 2	Blind rivet					Ausgekleidet mit / Garnir de / Rivestido de / Allineato	
4020	1613 8550 00	•• 1	Door					con / Foret med / Revestido com / Kledd med /	
	1613 8486 00	•• 1	Lock					Vuorattu :	
	1622 1396 80	1	Panel	1)2)	1)			Foam : 0395 6001 68 (AR) 40 x 2040 x 1650 self-	
5015	1622 1396 00	• 1	Panel					adhesive	
5025	1613 8560 00	• 1	Washer		2)			Foam : 0395 6001 67 (AR) 30 x 2040 x 1650 self-	
	1622 1710 80	• 1	Door	1)6)				adhesive	
6005	1622 1710 00	•• 1	Door		3)			Foam : 0395 6001 69 (AR) 50 x 2040 x 1650 self-	
	1613 8486 00	•• 1	Lock					adhesive	
	0129 3270 29	•• 2	Blind rivet		4)			Foam : 0395 6001 66 (AR) 25 x 2040 x 1650 self-	
	1613 8484 01	•• 1	Hinge					adhesive	
					5)			Foam : 0395 6001 62 (AR) 10 x 2040 x 1650 self-	
								adhesive	
					6)			Foam : 0395 6001 64 (AR) 20 x 2040 x 1650 self-	
								adhesive	

46

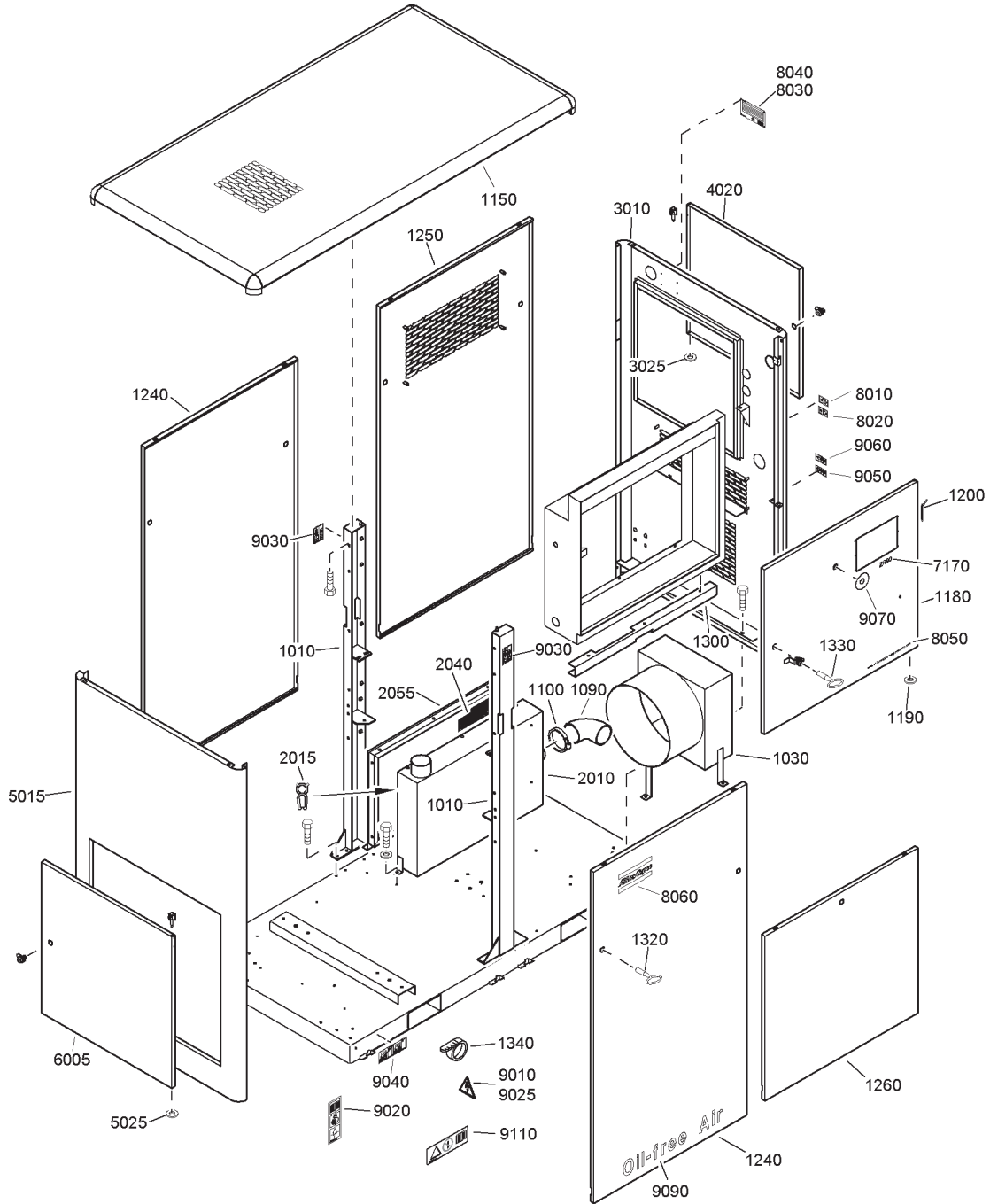


62129_10

Bodywork - ZT30-45 WorkPlace

Ref.	Part number	Qty	Name	Remarks	Ref.	Part number	Qty	Name	Remarks
1010	1622 1142 80	2	Stay	1)	8020	1503 0786 00	2	Rotation arrow	
1030	1622 1198 80	1	Plate	3)	8030	1088 1001 01	2	Warning mark	
1050	1622 1199 80	1	Plate	3)	8040		1	Dataplate	
1070	1622 1344 00	2	Support			1622 0395 00		50Hz	
1090	1622 1169 80	1	Plate	3)		1614 5933 01		60Hz	
1150	1622 1304 00	1	Elbow		8050	0129 3103 00	4	Blind rivet	
1160	0347 6117 00	1	Hose clip		8060	1079 9920 83	1	Label website	
1190	1622 1653 80	2	Plate	3)	8070	0690 1125 01	2	House mark	
1210	1088 0801 20	1	Grommet		8090	1613 9846 00	1	Decal workplace	
1220	1622 1656 80	2	Plate	3)	9010	1088 1001 03	1	Warning mark	
1290	1622 1308 80	1	Door	2)4)	9025	1088 1001 01	1	Warning mark	
	0129 3270 29	• 2	Blind rivet		9030	1079 9901 09	4	Label	
	1613 9525 00	• 1	Hinge		9040	1079 9922 39	2	Warning label	
	1619 7705 00	• 1	Lock		9050	1079 9915 89	1	Label	
	1622 1308 00	• 1	Door		9060	1079 9915 98	1	Label	
	1079 9903 48	• 1	Warning label		9070	1089 9125 05	1	Round disk	
	1079 9906 09	• 1	Label		9090	1079 9922 12	1	Label oil free	
1300	1613 8560 00	1	Washer		9100	1079 9905 49	1	Label	
1310	1613 9532 00	1	Pin		10170		1	Decal	
1350	1622 1309 80	2	Panel	1)2)		1622 1311 07		ZT30FF	
	1613 8485 00	• 2	Lock			1622 1311 08		ZT30	
1360	1622 1440 80	1	Panel	1)2)		1622 1311 09		ZT37FF	
	1613 8485 00	• 2	Lock			1622 1311 10		ZT37	
1370	1622 1310 80	1	Panel	2)5)		1622 1311 11		ZT45FF	
	1613 8485 00	• 1	Lock			1622 1311 12		ZT45	
1410	1622 1546 00	1	Support				AR	Tapping screw	
1430	1089 9068 01	2	Key					M6 X 16	
1440	1089 9154 02	1	Key		0226	0300 46	AR	Bolt	
1450	1088 1301 03	1	Cable strip					M8 X 12	8.8
	1622 1745 80	1	Air inlet	2)	0147	1320 03		M8 X 20	8.8
2010	1622 1745 00	• 1	Air inlet		0147	1323 03		M8 X 20	
2015	1202 6584 00	• AR	Seal		1619	2766 00		M8 X 25	
2040	1622 1302 00	• 1	Cage		0147	1962 72		M8 X 25	
2055	1622 1303 00	• 1	Baffle				AR	Nut	
	1622 1336 80	1	Panel	1)2)	0266	2110 00		M8	
3020	1613 8560 00	• 2	Washer				AR	Washer	
3035	1622 1336 00	• 1	Panel		0301	2335 00		8,4 X 16 X 1,6	
	1622 1341 80	• 1	Door	6)			AR	Lock washer	
	1613 8484 01	• 1	Hinge		0333	3227 00		8,4	
	0129 3270 29	• 2	Blind rivet						
4020	1613 8550 00	• 1	Door		1)-7)			Lined with / Bekleed met / Beklädd med / Ausgekleidet mit / Garnir de / Rivestido de / Allineato con / Foret med / Revestido com / Kledd med / Vuorattu :	
	1613 8486 00	• 1	Lock					Foam : 0395 6001 68 (AR) 40 x 2040 x 1650 self-adhesive	
	1622 1396 80	1	Panel	1)2)				Foam : 0395 6001 67 (AR) 30 x 2040 x 1650 self-adhesive	
5015	1622 1396 00	• 1	Panel					Foam : 0395 6001 69 (AR) 50 x 2040 x 1650 self-adhesive	
5025	1613 8560 00	• 1	Washer					Foam : 0395 6001 66 (AR) 25 x 2040 x 1650 self-adhesive	
	1622 1710 80	• 1	Door	1)6)				Foam : 0395 6001 62 (AR) 10 x 2040 x 1650 self-adhesive	
6005	1622 1710 00	• 1	Door					Foam : 0395 6001 64 (AR) 20 x 2040 x 1650 self-adhesive	
	1613 8486 00	• 1	Lock					Foam : 0395 6001 60 (AR) 50 x 2040 x 1650	
	0129 3270 29	• 2	Blind rivet						
	1613 8484 01	• 1	Hinge						
	1622 1459 90	1	Silencing roof						
7010	1622 1459 80	• 1	Roof	3)7)					
	1613 9963 00	• 4	Corner						
	0129 3270 30	• 8	Blind rivet						
7020	1622 1461 80	• 2	Panel	3)					
7040	1622 1460 80	• 2	Panel	7)					
7060	1622 1463 00	• 4	Duct						
7080	1622 1462 80	• 1	Plate assembly	2)3)					

47

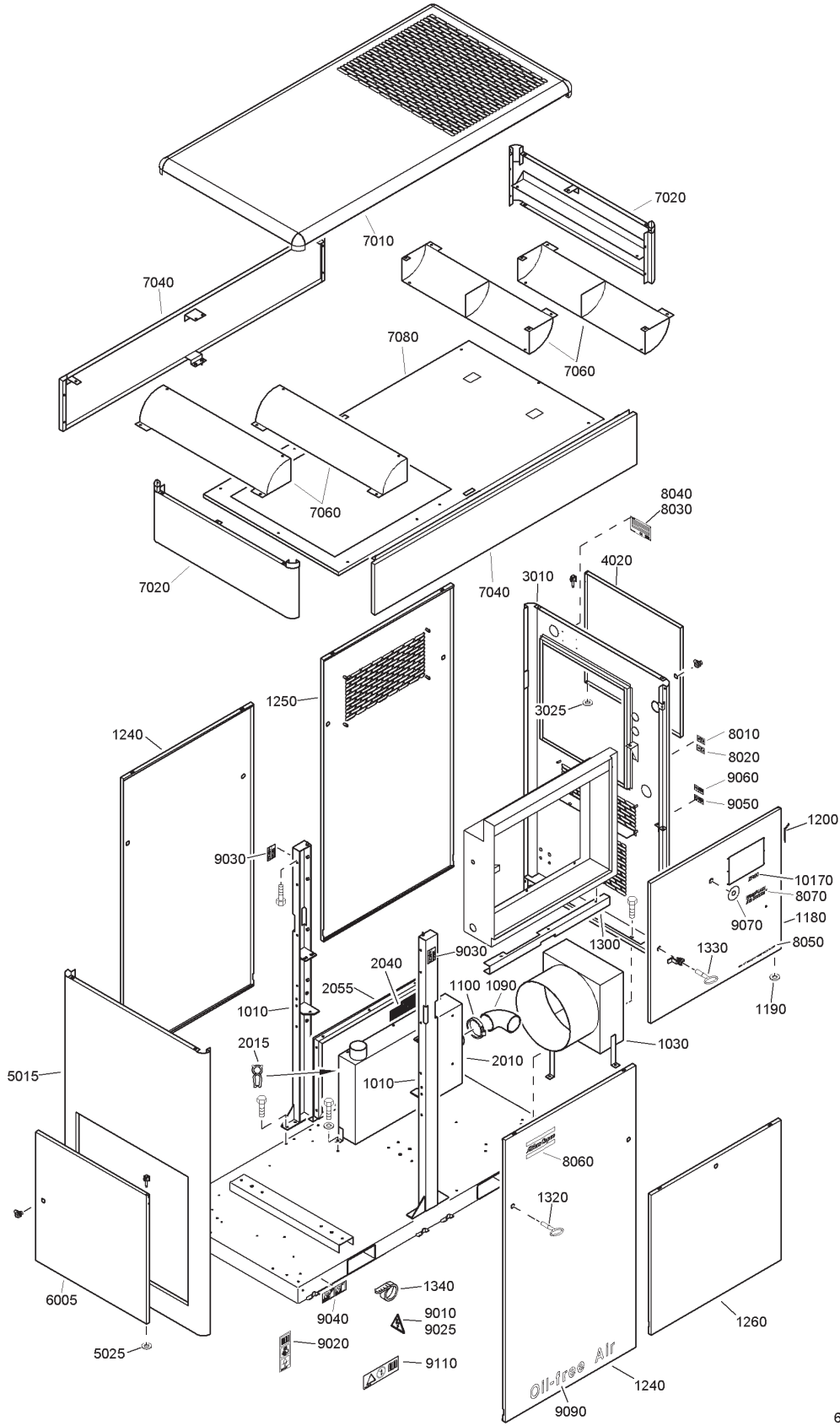


62130_10

Bodywork - ZR30-45 Pack

Ref.	Part number	Qty	Name	Remarks	Ref.	Part number	Qty	Name	Remarks
1010	1622 1142 80	2	Stay	1)	7170		1	Decal	
1030		1	Duct		1622 1311 13			ZR30FF	
	1622 1633 80		ZR37-45	3)	1622 1311 14			ZR30	
	1622 1634 80		ZR30	2)3)	1622 1311 15			ZR37FF	
	1202 6584 00	•	AR Seal		1622 1311 16			ZR37	
	1622 1643 00	•	1 Ring		1622 1311 17			ZR45FF	
1090	1622 1304 00	1	Elbow		1622 1311 18			ZR45	
1100	0347 6117 00	1	Hose clip		8010 1079 9913 69		1	Inform.label	
1150	1622 1676 80	1	Roof	3)	8020 1079 9913 79		1	Inform.label	
	1613 9963 00	•	4 Corner		8030		1	Dataplate	
	0129 3270 30	•	8 Blind rivet		1622 0395 00			50Hz	
1180	1622 1308 80	1	Door	2)4)	1614 5933 01			60Hz	
	0129 3270 29	•	2 Blind rivet		8040 0129 3103 00		4	Blind rivet	
	1613 9525 00	•	1 Hinge		8050 1079 9920 83		1	Label website	
	1619 7705 00	•	1 Lock		8060 0690 1125 01		2	House mark	
	1622 1308 00	•	1 Door		9010 1088 1001 03		1	Warning mark	
	1079 9903 48	•	1 Warning label		9020 1079 9901 29		1	Label	
	1079 9906 09	•	1 Label		9025 1088 1001 01		1	Warning mark	
1190	1613 8560 00	1	Washer		9030 1079 9901 09		4	Label	
1200	1613 9532 00	1	Pin		9040 1079 9922 39		2	Warning label	
1240	1622 1309 80	2	Panel	1)2)	9050 1079 9915 89		1	Label	
	1613 8485 00	•	2 Lock		9060 1079 9915 98		1	Label	
1250	1622 1440 80	1	Panel	1)2)	9070 1089 9125 05		1	Round disk	
	1613 8485 00	•	2 Lock		9090 1079 9922 12		1	Label oil free	
1260	1622 1310 80	1	Panel	2)5)	9110 1079 9905 49		1	Label	
	1613 8485 00	•	1 Lock				AR	Tapping screw	
1300	1622 1546 00	1	Support		0226 0300 46			M6 X 16	
1320	1089 9068 01	2	Key				AR	Bolt	
1330	1089 9154 02	1	Key		0147 1320 03			M8 X 12 8.8	
1340	1088 1301 03	1	Cable strip		0147 1962 72			M8 X 25	
	1622 1745 80	1	Air inlet	2)			AR	Nut	
2010	1622 1745 00	•	1 Air inlet		0266 2110 00			M8	
2015	1202 6584 00	•	AR Seal		0301 2335 00			Washer	
2040	1622 1302 00	•	1 Cage				AR	8,4 X 16 X 1,6	
2055	1622 1303 00	•	1 Baffle		0333 3227 00			Lock washer	
	1622 1632 80	1	Panel	1)2)				8,4	
3010	1622 1632 00	•	1 Panel		1)-6)			Lined with / Bekleed met / Beklädd med / Ausgekleidet mit / Garnir de / Rivestido de / Allineato con / Foret med / Revestido com / Kledd med / Vuorattu :	
3025	1613 8560 00	•	2 Washer		1)			Foam : 0395 6001 68 (AR) 40 x 2040 x 1650 self- adhesive	
	1622 1341 80	•	1 Door		2)			Foam : 0395 6001 67 (AR) 30 x 2040 x 1650 self- adhesive	
	1613 8484 01	•	1 Hinge		3)			Foam : 0395 6001 69 (AR) 50 x 2040 x 1650 self- adhesive	
	0129 3270 29	•	2 Blind rivet		4)			Foam : 0395 6001 66 (AR) 25 x 2040 x 1650 self- adhesive	
4020	1613 8550 00	•	1 Door		5)			Foam : 0395 6001 62 (AR) 10 x 2040 x 1650 self- adhesive	
	1613 8486 00	•	1 Lock		6)			Foam : 0395 6001 64 (AR) 20 x 2040 x 1650 self- adhesive	
	1622 1396 80	1	Panel	1)2)					
5015	1622 1396 00	•	1 Panel						
5025	1613 8560 00	•	1 Washer						
	1622 1710 80	•	1 Door	1)6)					
6005	1622 1710 00	•	1 Door						
	1613 8486 00	•	1 Lock						
	0129 3270 29	•	2 Blind rivet						
	1613 8484 01	•	1 Hinge						

48



62131_10

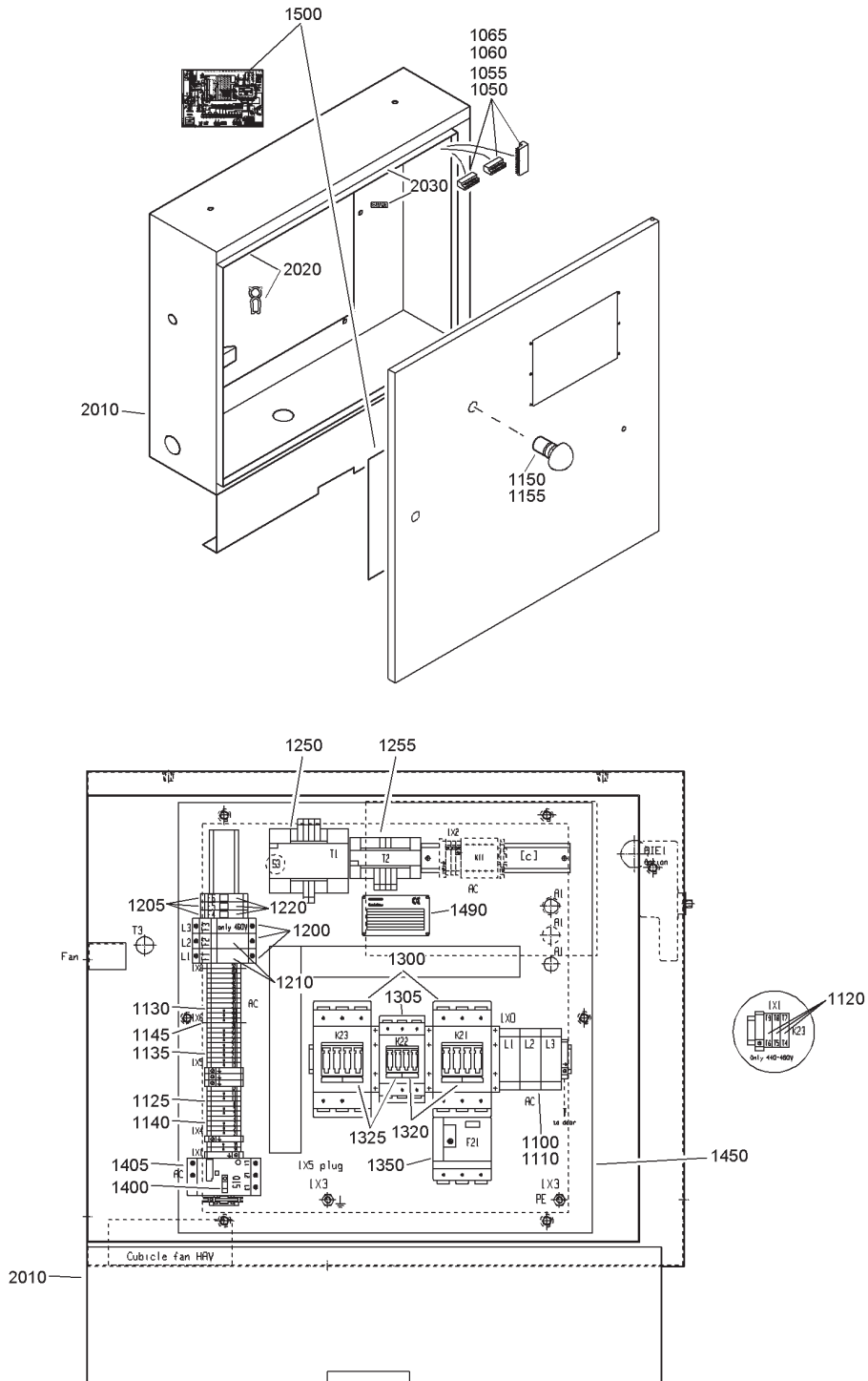
Bodywork - ZR30-45 WorkPlace

Ref.	Part number	Qty	Name	Remarks	Ref.	Part number	Qty	Name	Remarks
1010	1622 1142 80	2	Stay	1)	8020	1079 9913 79	1	Inform.label	
1030		1	Duct		8030		1	Dataplate	
	1622 1633 80		ZR37-45	3)		1622 0395 00		50Hz	
	1622 1634 80		ZR30	2)3)		1614 5933 01		60Hz	
	1202 6584 00	•	AR Seal		8040	0129 3103 00	4	Blind rivet	
	1622 1643 00	•	1 Ring		8050	1079 9920 83	1	Label website	
1090	1622 1304 00	1	Elbow		8060	0690 1125 01	2	House mark	
1100	0347 6117 00	1	Hose clip		8070	1613 9846 00	1	Decal workplace	
1180	1622 1308 80	1	Door	2)4)	9010	1088 1001 03	1	Warning mark	
	0129 3270 29	•	2 Blind rivet		9020	1079 9901 29	1	Label	
	1613 9525 00	•	1 Hinge		9025	1088 1001 01	1	Warning mark	
	1619 7705 00	•	1 Lock		9030	1079 9901 09	4	Label	
	1622 1308 00	•	1 Door		9040	1079 9922 39	2	Warning label	
	1079 9903 48	•	1 Warning label		9050	1079 9915 89	1	Label	
	1079 9906 09	•	1 Label		9060	1079 9915 98	1	Label	
1190	1613 8560 00	1	Washer		9070	1089 9125 05	1	Round disk	
1200	1613 9532 00	1	Pin		9090	1079 9922 12	1	Label oil free	
1240	1622 1309 80	2	Panel	1)2)	9110	1079 9905 49	1	Label	
	1613 8485 00	•	2 Lock		10170		1	Decal	
1250	1622 1440 80	1	Panel	1)2)		1622 1311 13		ZR30FF	
	1613 8485 00	•	2 Lock			1622 1311 14		ZR30	
1260	1622 1310 80	1	Panel	2)5)		1622 1311 15		ZR37FF	
	1613 8485 00	•	1 Lock			1622 1311 16		ZR37	
1300	1622 1546 00	1	Support			1622 1311 17		ZR45FF	
1320	1089 9068 01	2	Key			1622 1311 18		ZR45	
1330	1089 9154 02	1	Key						
1340	1088 1301 03	1	Cable strip				AR	Tapping screw	
	1622 1745 80	1	Air inlet	2)		0226 0300 46		M6 X 16	
2010	1622 1745 00	•	1 Air inlet				AR	Bolt	
2015	1202 6584 00	•	AR Seal			0147 1320 03		M8 X 12	8.8
2040	1622 1302 00	•	1 Cage			0147 1323 03		M8 X 20	8.8
2055	1622 1303 00	•	1 Baffle			1619 2766 00		M8 X 20	
	1622 1632 80	1	Panel	1)2)		0147 1962 72		M8 X 25	
3010	1622 1632 00	•	1 Panel				AR	Nut	
3025	1613 8560 00	•	2 Washer			0266 2110 00		M8	
	1622 1341 80	•	1 Door				AR	Washer	
	1613 8484 01	•	1 Hinge			0301 2335 00		8,4 X 16 X 1,6	
	0129 3270 29	•	2 Blind rivet				AR	Lock washer	
4020	1613 8550 00	•	1 Door			0333 3227 00		8,4	
	1613 8486 00	•	1 Lock						
	1622 1396 80	1	Panel	1)2)	1)-7)			Lined with / Bekleed met / Beklädd med / Ausgekleidet mit / Garnir de / Rivestido de / Allineato con / Foret med / Revestido com / Kledd med / Vuorattu :	
5015	1622 1396 00	•	1 Panel		1)			Foam : 0395 6001 68 (AR) 40 x 2040 x 1650 self- adhesive	
5025	1613 8560 00	•	1 Washer		2)			Foam : 0395 6001 67 (AR) 30 x 2040 x 1650 self- adhesive	
	1622 1710 80	•	1 Door	1)6)	3)			Foam : 0395 6001 69 (AR) 50 x 2040 x 1650 self- adhesive	
6005	1622 1710 00	•	1 Door		4)			Foam : 0395 6001 66 (AR) 25 x 2040 x 1650 self- adhesive	
	1613 8486 00	•	1 Lock		5)			Foam : 0395 6001 62 (AR) 10 x 2040 x 1650 self- adhesive	
	0129 3270 29	•	2 Blind rivet		6)			Foam : 0395 6001 64 (AR) 20 x 2040 x 1650 self- adhesive	
	1613 8484 01	•	1 Hinge		7)			Foam : 0395 6001 60 (AR) 50 x 2040 x 1650	
	1622 1459 90	1	Silencing roof						
7010	1622 1459 80	•	1 Roof	3)7)					
	1613 9963 00	•	4 Corner						
	0129 3270 30	•	8 Blind rivet						
7020	1622 1461 80	•	2 Panel	3)					
7040	1622 1460 80	•	2 Panel	7)					
7060	1622 1463 00	•	4 Duct						
7080	1622 1462 80	•	1 Plate assembly	2)3)					
8010	1079 9913 69	1	Inform.label						

Cubicle - ZT15-18-22 Y-D starter IEC

Ref.	Part number	Qty	Name	Remarks	Ref.	Part number	Qty	Name	Remarks
		1	Control panel					ZT18 440-460V/60Hz, ZT22 440-460V/60Hz	
	1900 2036 61		ZT15 200V/50Hz, ZT15 230V/50Hz, ZT15 200-220V/60Hz, ZT15 220-230V/60Hz		1125	1089 0506 27	• 6	Terminal	
	1900 2036 54		ZT15 400V/50Hz		1130	1089 0506 62	• 3	Terminal	
	1900 2036 71		ZT15 500V/50Hz, ZT18 500V/50Hz, ZT22 500V/50Hz, ZT15 380V/60Hz, ZT18 380V/60Hz, ZT22 380V/60Hz		1135	1089 0506 63	• 3	Terminal	
	1900 2036 64		ZT15 440-460V/60Hz, ZT18 440-460V/60Hz		1140	1089 0506 64	• 2	Terminal	
	1900 2036 55		ZT18 230V/50Hz, ZT18 220-230V/60Hz		1145	1089 0506 23	• 1	Barrier	
	1900 2036 56		ZT18 400V/50Hz		1150	1089 0362 50	• 2	Contact block	
	1900 2036 62		ZT18 200V/50Hz, ZT18 200-220V/60Hz, ZT22 200V/50Hz, ZT22 230V/50Hz, ZT22 200-220V/60Hz, ZT22 220-230V/60Hz		1155	1089 0362 51	• 1	Push button	
	1900 2036 58		ZT22 400V/50Hz		1200		•	Fuse holder	
	1900 2036 65		ZT22 440-460V/60Hz			1089 0612 01	3	ZT15 440-460V/60Hz, ZT18 440-460V/60Hz, ZT22 440-460V/60Hz	
1050	1088 0031 02	• 1	Connector 1X5			1089 0612 01	2	Others	
1055	1088 0031 13	• 1	Connector 2X9		1205	1089 0506 16	• 3	Fuse terminal	
1060	1088 0031 29	• 1	Connector 2X11		1210		•	Fuse	
1065	1088 0031 49	• 1	Connector 2X10			1089 0612 26	3	ZT15 440-460V/60Hz, ZT18 440-460V/60Hz, ZT22 440-460V/60Hz	
1100		•	Terminal			1089 0612 61	2	Others	
	1089 0506 04	1	ZT15 200V/50Hz, ZT15 230V/50Hz, ZT15 200-220V/60Hz, ZT15 220-230V/60Hz, ZT15 500V/50Hz, ZT18 500V/50Hz, ZT22 500V/50Hz, ZT15 380V/60Hz, ZT18 380V/60Hz, ZT22 380V/60Hz, ZT18 380V/60Hz, ZT22 380V/60Hz, ZT18 230V/50Hz, ZT18 220-230V/60Hz, ZT22 400V/50Hz, ZT22 440-460V/60Hz		1220	1089 9037 03	• 3	Fuse link	
	1089 0506 07	1	ZT15 400V/50Hz, ZT15 440-460V/60Hz, ZT18 440-460V/60Hz, ZT18 400V/50Hz		1250		• 1	Transformer	
	1089 0506 15	3	Terminal ZT18 200V/50Hz, ZT18 200-220V/60Hz, ZT22 200V/50Hz, ZT22 230V/50Hz, ZT22 200-220V/60Hz, ZT22 220-230V/60Hz			1089 9136 95		ZT15 400V/50Hz, ZT18 400V/50Hz ZT22 400V/50Hz	
	1110	• 3	Cover			1089 9136 96		ZT15 440-460V/60Hz, ZT18 440-460V/60Hz	
	1089 0542 10		ZT18 200V/50Hz, ZT18 200-220V/60Hz, ZT22 200V/50Hz, ZT22 230V/50Hz, ZT22 200-220V/60Hz, ZT22 220-230V/60Hz			1089 9436 02		ZT15 440-460V/60Hz, ZT18 440-460V/60Hz	
	1120	• 1	Terminal			1089 9436 03		ZT15 200V/50Hz, ZT15 230V/50Hz, ZT15 200-220V/60Hz, ZT15 220-230V/60Hz, ZT15 500V/50Hz, ZT18 500V/50Hz, ZT22 500V/50Hz, ZT15 380V/60Hz, ZT18 380V/60Hz, ZT22 380V/60Hz, ZT18 230V/50Hz, ZT18 220-230V/60Hz, ZT18 200V/50Hz, ZT18 200-220V/60Hz, ZT22 200V/50Hz, ZT22 230V/50Hz, ZT22 200-220V/60Hz, ZT22 220-230V/60Hz, ZT22 440-460V/60Hz	
	1089 0506 61		ZT15 440-460V/60Hz,		1255	1089 9436 11	• 1	Transformer	
					1300		• 2	Contacteur	
						1089 9415 23		ZT15 400V/50Hz, ZT15 440-460V/60Hz, ZT18 440-460V/60Hz, ZT18 400V/50Hz	
						1089 9415 31		ZT22 400V/50Hz, ZT22 440-460V/60Hz	
						1089 9415 32		ZT15 200V/50Hz, ZT15 230V/50Hz, ZT15 200-220V/60Hz, ZT15 220-230V/60Hz, ZT15 500V/50Hz, ZT18 500V/50Hz, ZT22 500V/50Hz, ZT15 380V/60Hz, ZT18 380V/60Hz, ZT22 380V/60Hz	

49

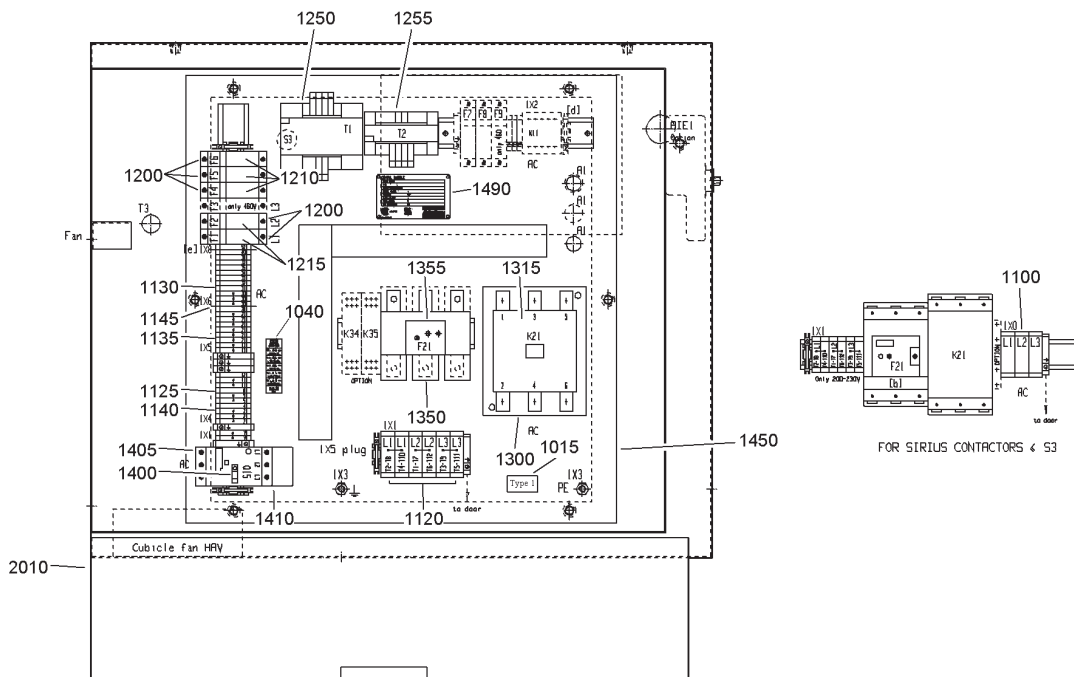
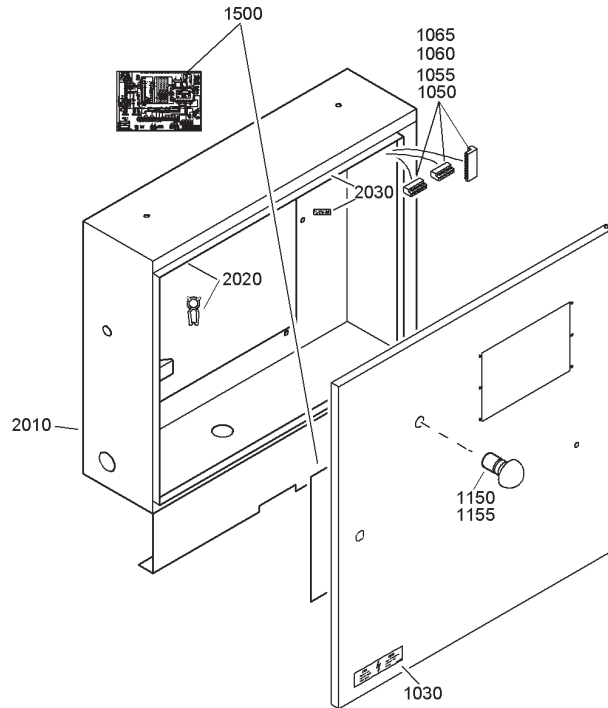


62025_12

Cubicle - ZT15-18-22 Y-D starter IEC

Ref.	Part number	Qty	Name	Remarks	Ref.	Part number	Qty	Name	Remarks
	1089 9415 33		ZT18 230V/50Hz, ZT18 220-230V/60Hz		1400	1089 9416 01	• 1	Aux.contact block	
	1089 9415 41		ZT18 200V/50Hz, ZT18 200-220V/60Hz, ZT22 200V/50Hz, ZT22 230V/50Hz, ZT22 200-220V/60Hz, ZT22 220-230V/60Hz		1405		• 1	Circuit breaker	
1305	• 1	1	Contactors			1089 9416 24		ZT15 200V/50Hz, ZT15 230V/50Hz, ZT15 200-220V/60Hz, ZT15 220-230V/60Hz, ZT18 230V/50Hz, ZT18 220-230V/60Hz, ZT18 200V/50Hz, ZT18 200-220V/60Hz, ZT22 200V/50Hz, ZT22 230V/50Hz, ZT22 200-220V/60Hz, ZT22 220-230V/60Hz	
	1089 9415 21		ZT15 400V/50Hz, ZT15 440-460V/60Hz, ZT18 440-460V/60Hz, ZT18 400V/50Hz			1089 9416 21		Others	
	1089 9415 23		ZT15 200V/50Hz, ZT15 230V/50Hz, ZT15 200-220V/60Hz, ZT15 220-230V/60Hz, ZT22 400V/50Hz, ZT22 440-460V/60Hz		1450	• 1	Mounting plate		
	1089 9415 31		ZT15 500V/50Hz, ZT18 500V/50Hz, ZT22 500V/50Hz, ZT15 380V/60Hz, ZT18 380V/60Hz, ZT22 380V/60Hz, ZT18 230V/50Hz, ZT18 220-230V/60Hz, ZT18 200V/50Hz, ZT18 200-220V/60Hz, ZT22 200V/50Hz, ZT22 230V/50Hz, ZT22 200-220V/60Hz, ZT22 220-230V/60Hz			1622 0070 01		ZT15 440-460V/60Hz, ZT18 440-460V/60Hz, ZT22 440-460V/60Hz	
	1320	• 3	Contact block			1622 0070 00		Others	
	1325	• 3	Contact block		1490	1613 6639 00	• 1	Data plate	
	1350	• 1	Overload relay		1500	• 1	Service diagram		
	1089 9424 30		ZT15 400V/50Hz, ZT15 440-460V/60Hz, ZT18 440-460V/60Hz			9820 3659 03		ZT15 440-460V/60Hz, ZT18 440-460V/60Hz, ZT22 440-460V/60Hz	
	1089 9424 31		ZT18 400V/50Hz			9820 3659 01		Others	
	1089 9424 38		ZT22 400V/50Hz, ZT22 440-460V/60Hz			1622 1139 80	• 1	Cubicle assembly	
	1089 9424 39		ZT15 200V/50Hz, ZT15 230V/50Hz, ZT15 200-220V/60Hz, ZT15 220-230V/60Hz,		2010	1622 1139 00	• 1	Cubicle	
	1089 9424 41		ZT18 230V/50Hz, ZT18 220-230V/60Hz,		2020	1202 6584 00	•• AR	Seal	
	1089 9424 46		ZT18 200V/50Hz, ZT18 200-220V/60Hz, ZT22 200V/50Hz, ZT22 230V/50Hz, ZT22 200-220V/60Hz, ZT22 220-230V/60Hz		2030	1619 3843 00	•• AR	Seal	
	1089 9446 11		ZT15 500V/50Hz, ZT18 500V/50Hz, ZT22 500V/50Hz, ZT15 380V/60Hz, ZT18 380V/60Hz, ZT22 380V/60Hz						

50

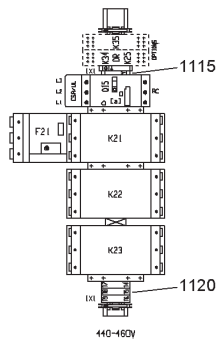
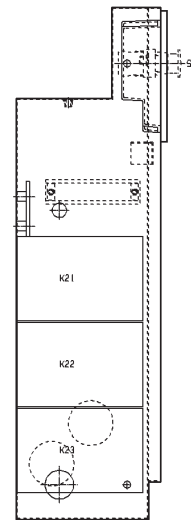
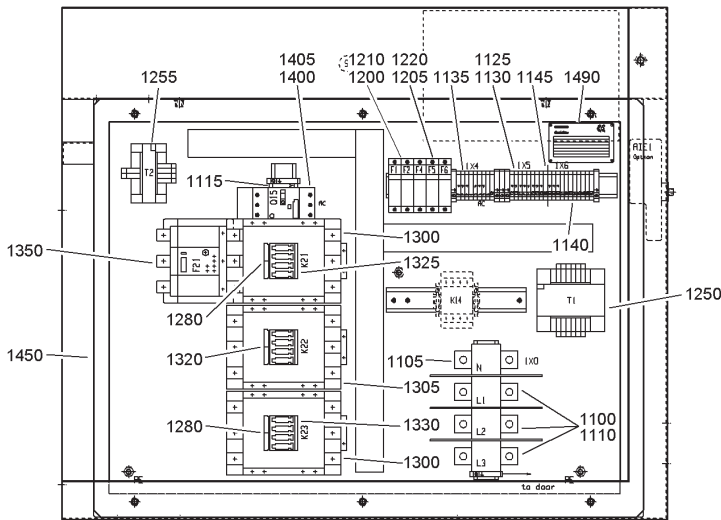
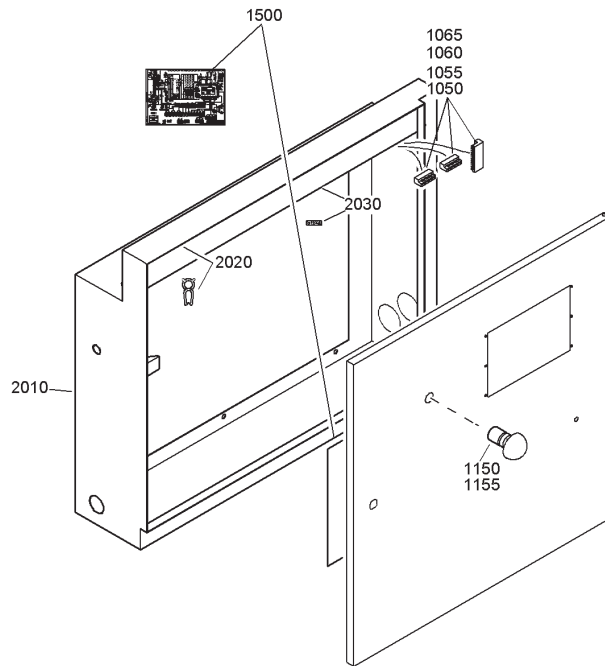


62026_12

Cubicle - ZT15-18-22 DOL starter CSA/UL

Ref.	Part number	Qty	Name	Remarks	Ref.	Part number	Qty	Name	Remarks
	1900 2037 51	1	Control panel			1089 9415 46		ZT15 200V/60Hz,	
			ZT15 220-230V/60Hz,			1089 9415 61		ZT15 220-230V/60Hz,	
	1900 2037 54		ZT15 440-460V/60Hz,					ZT18 200V/60Hz,	
			ZT18 440-460V/60Hz					ZT18 220-230V/60Hz,	
	1900 2037 56		ZT15 575V/60Hz,			1089 9415 62		ZT22 220-230V/60Hz	
			ZT18 575V/60Hz,		1315		• 3	Terminal cover	
			ZT22 575V/60Hz			1089 9362 02		ZT18 200V/60Hz,	
	1900 2037 52		ZT18 200V/60Hz,					ZT18 220-230V/60Hz,	
			ZT18 220-230V/60Hz,					ZT22 220-230V/60Hz,	
			ZT22 220-230V/60Hz					ZT22 200V/60Hz	
	1900 2037 53		ZT22 200V/60Hz		1350		• 1	Overload relay	
	1900 2037 55		ZT22 440-460V/60Hz			1089 9424 39		ZT15 440-460V/60Hz,	
1015	1079 9911 01	• 1	Label					ZT18 440-460V/60Hz	
1030	1613 3431 00	• 1	Label			1089 9424 45		ZT22 440-460V/60Hz	
1040	1079 9922 58	• 1	Fuse label			1089 9424 47		ZT15 200V/60Hz,	
1050	1088 0031 02	• 1	Connector	1X5				ZT15 220-230V/60Hz	
1055	1088 0031 13	• 1	Connector	2X9		1089 9446 11		ZT15 575V/60Hz,	
1060	1088 0031 29	• 1	Connector	2X11				ZT18 575V/60Hz,	
1065	1088 0031 49	• 1	Connector	2X10				ZT22 575V/60Hz	
1100		• 1	Terminal			1089 9446 21		ZT18 200V/60Hz,	
	1089 0506 04		ZT15 200V/60Hz,					ZT18 220-230V/60Hz,	
			ZT15 220-230V/60Hz,					ZT22 220-230V/60Hz,	
			ZT22 440-460V/60Hz					ZT22 200V/60Hz	
	1089 0506 07		Others		1355		• 1	Connector/adaptor	
1120		• 1	Terminal			1089 9424 98		ZT15 440-460V/60Hz,	
	1089 0506 03	6	ZT18 200V/60Hz,					ZT18 440-460V/60Hz,	
			ZT18 220-230V/60Hz,					ZT15 575V/60Hz,	
			ZT22 220-230V/60Hz,					ZT18 575V/60Hz,	
			ZT22 200V/60Hz					ZT22 575V/60Hz	
	1089 0506 06	6	ZT15 200V/60Hz,			1089 9424 99		ZT15 200V/60Hz,	
			ZT15 220-230V/60Hz					ZT15 220-230V/60Hz,	
	1089 0506 61	1	ZT15 440-460V/60Hz,					ZT22 440-460V/60Hz	
			ZT18 440-460V/60Hz,		1400	1089 9416 01	• 1	Aux.contact block	
			ZT22 440-460V/60Hz		1405		• 1	Circuit breaker	
1125	1089 0506 27	• 6	Terminal			1089 9416 61		ZT15 440-460V/60Hz,	
1130	1089 0506 62	• 3	Terminal					ZT18 440-460V/60Hz,	
1135	1089 0506 63	• 3	Terminal					ZT15 575V/60Hz,	
1140	1089 0506 64	• 2	Terminal					ZT18 575V/60Hz,	
1145	1089 0506 23	• 1	Barrier					ZT22 575V/60Hz,	
1150	1089 0362 50	• 2	Contact block					ZT22 440-460V/60Hz	
1155	1089 0362 51	• 1	Push button			1089 9416 64		Others	
1200	1089 0612 01	• 5	Fuse holder		1410	1089 9416 75	• 1	Connection block	
1210	1089 9168 02	• 3	Fuse link		1450		• 1	Mounting plate	
1215	1089 9168 26	• 2	Fuse link			1622 0070 01		ZT15 440-460V/60Hz,	
1250		• 1	Transformer					ZT18 440-460V/60Hz,	
	1089 9436 02		ZT15 440-460V/60Hz,					ZT22 440-460V/60Hz	
			ZT18 440-460V/60Hz,					Others	
			ZT15 575V/60Hz,		1490	1614 8949 00	• 1	Data plate	
			ZT18 575V/60Hz,		1500		• 1	Service diagram	
			ZT22 575V/60Hz			9820 3659 04		ZT15 440-460V/60Hz,	
	1089 9436 03		Others					ZT18 440-460V/60Hz,	
1255	1089 9436 11	• 1	Transformer					ZT22 440-460V/60Hz	
1300		• 1	Contact			9820 3659 02		Others	
	1089 9415 36		ZT15 440-460V/60Hz,			1622 1139 80	• 1	Cubicle assembly	
			ZT18 440-460V/60Hz,		2010	1622 1139 00	• 1	Cubicle	
			ZT15 575V/60Hz,		2020	1202 6584 00	••	AR Seal	
			ZT18 575V/60Hz,		2030	1619 3843 00	••	AR Seal	
			ZT22 575V/60Hz						
	1089 9415 45		ZT22 440-460V/60Hz						

51

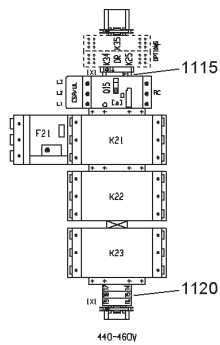
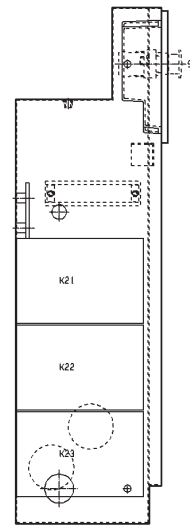
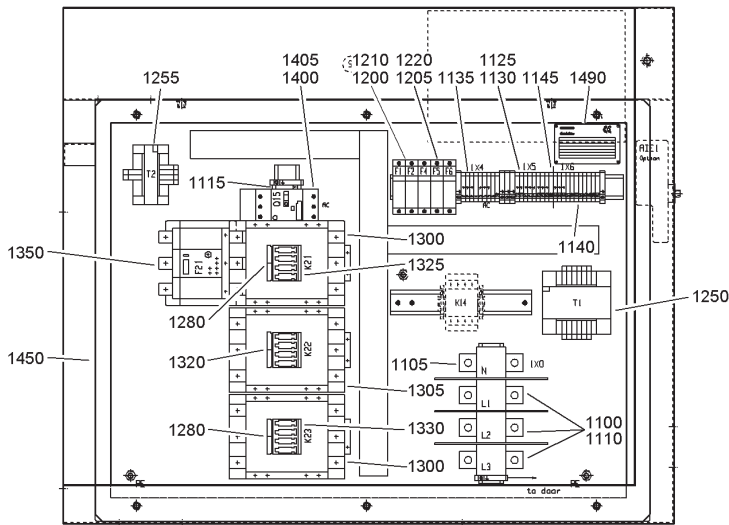
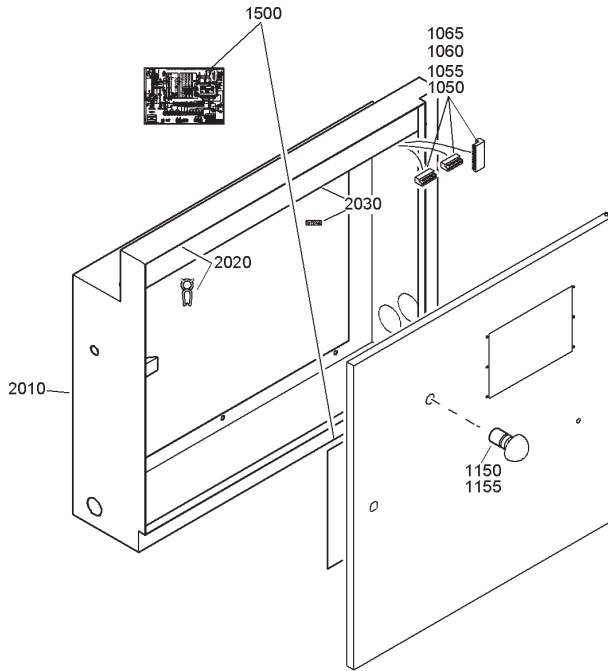


62030_12

Cubicle - ZT/ZR30-37-45 Y-D starter IEC

Ref.	Part number	Qty	Name	Remarks	Ref.	Part number	Qty	Name	Remarks
		1	Control panel						
	1900 2038 06		ZT/ZR30 200V/50Hz, ZT/ZR37 230V/50Hz, ZT/ZR30 200-220V/60Hz, ZT/ZR37 220-230V/60Hz			1089 0542 10	4	ZT/ZR45 400V/50Hz	
	1900 2038 05		ZT/ZR30 230V/50Hz, ZT/ZR30 220-230V/60Hz			1089 0542 11	3	ZT/ZR30 200V/50Hz, ZT/ZR37 230V/50Hz, ZT/ZR30 200-220V/60Hz, ZT/ZR37 220-230V/60Hz,	
	1900 2038 01		ZT/ZR30 400V/50Hz			1089 0542 12	3	ZT/ZR45 200V/50Hz, ZT/ZR45 230V/50Hz, ZT/ZR45 200-220V/60Hz, ZT/ZR45 220-230V/60Hz	
	1900 2038 18		ZT/ZR30 500V/50Hz, ZT/ZR30 380V/60Hz, ZT/ZR30 440-460V/60Hz, ZT/ZR37 500V/50Hz, ZT/ZR37 380V/60Hz, ZT/ZR37 440-460V/60Hz		1115	1089 0506 09	• 1	Terminal	
	1900 2038 12		ZT/ZR37 200V/50Hz, ZT/ZR37 200-220V/60Hz		1120	1089 0506 07	• 1	Terminal	
	1900 2038 02		ZT/ZR37 400V/50Hz					ZT/ZR30 500V/50Hz, ZT/ZR30 380V/60Hz, ZT/ZR30 440-460V/60Hz, ZT/ZR37 500V/50Hz, ZT/ZR37 380V/60Hz, ZT/ZR37 440-460V/60Hz, ZT/ZR45 380V/60Hz, ZT/ZR45 440-460V/60Hz	
	1900 2038 13		ZT/ZR45 200V/50Hz, ZT/ZR45 230V/50Hz, ZT/ZR45 200-220V/60Hz, ZT/ZR45 220-230V/60Hz						
	1900 2038 16		ZT/ZR45 380V/60Hz, ZT/ZR45 440-460V/60Hz		1125	1089 0506 27	• 7	Terminal	
	1900 2038 03		ZT/ZR45 400V/50Hz		1130	1089 0506 62	• 4	Terminal	
	1900 2038 09		ZT/ZR45 500V/50Hz		1135	1089 0506 63	• 6	Terminal	
1050	1088 0031 02	• 1	Connector	1X5	1140	1089 0506 64	• 1	Terminal	
1055	1088 0031 13	• 1	Connector	2X9	1145	1089 0506 23	• 1	Barrier	
1060	1088 0031 29	• 1	Connector	2X11	1150	1089 0362 50	• 2	Contact block	
1065	1088 0031 49	• 1	Connector	2X10	1155	1089 0362 51	• 1	Push button	
1100		•	Terminal		1200	1089 0612 01	• 2	Fuse holder	
	1089 0506 04	1	ZT/ZR30 400V/50Hz		1205	1089 0506 16	• 3	Fuse terminal	
	1089 0506 05	3	ZT/ZR30 500V/50Hz, ZT/ZR30 380V/60Hz, ZT/ZR30 440-460V/60Hz, ZT/ZR37 500V/50Hz, ZT/ZR37 380V/60Hz, ZT/ZR37 440-460V/60Hz, ZT/ZR45 380V/60Hz, ZT/ZR45 440-460V/60Hz, ZT/ZR45 500V/50Hz		1210	1089 0612 24	• 2	Fuse	
					1220	1089 9037 03	• 3	Fuse link	
					1250		• 1	Transformer	
						1089 9136 96		ZT/ZR30 400V/50Hz ZT/ZR37 400V/50Hz ZT/ZR45 400V/50Hz	
						1089 9136 97		ZT/ZR30 230V/50Hz, ZT/ZR30 220-230V/60Hz	
						1089 9436 03		ZT/ZR30 500V/50Hz, ZT/ZR30 380V/60Hz, ZT/ZR30 440-460V/60Hz, ZT/ZR37 500V/50Hz, ZT/ZR37 380V/60Hz, ZT/ZR37 440-460V/60Hz, ZT/ZR45 380V/60Hz, ZT/ZR45 440-460V/60Hz, ZT/ZR45 500V/50Hz	
	1089 0506 05	4	ZT/ZR37 400V/50Hz			1089 9436 04		ZT/ZR30 200V/50Hz, ZT/ZR37 230V/50Hz, ZT/ZR30 200-220V/60Hz, ZT/ZR37 220-230V/60Hz, ZT/ZR37 200V/50Hz, ZT/ZR37 200-220V/60Hz	
	1089 0506 15	3	ZT/ZR30 230V/50Hz, ZT/ZR30 220-230V/60Hz			1089 9436 05		ZT/ZR37 200-220V/60Hz ZT/ZR45 200V/50Hz, ZT/ZR45 230V/50Hz, ZT/ZR45 200-220V/60Hz, ZT/ZR45 220-230V/60Hz	
	1089 0506 15	4	ZT/ZR45 400V/50Hz						
	1089 0506 25	3	ZT/ZR30 200V/50Hz, ZT/ZR37 230V/50Hz, ZT/ZR30 200-220V/60Hz, ZT/ZR37 220-230V/60Hz, ZT/ZR37 200V/50Hz, ZT/ZR37 200-220V/60Hz						
	1089 0506 26	3	ZT/ZR45 200V/50Hz, ZT/ZR45 230V/50Hz, ZT/ZR45 200-220V/60Hz, ZT/ZR45 220-230V/60Hz						
1105		• 1	Terminal						
	1089 0506 03	• 1	ZT/ZR30 400V/50Hz						
1110		•	Cover		1255	1089 9436 11	• 1	Transformer	
	1089 0542 10	3	ZT/ZR30 230V/50Hz, ZT/ZR30 220-230V/60Hz		1280		• 6	Terminal cover	

51

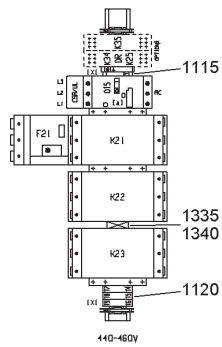
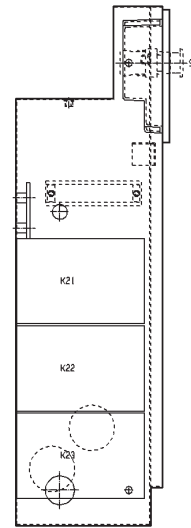
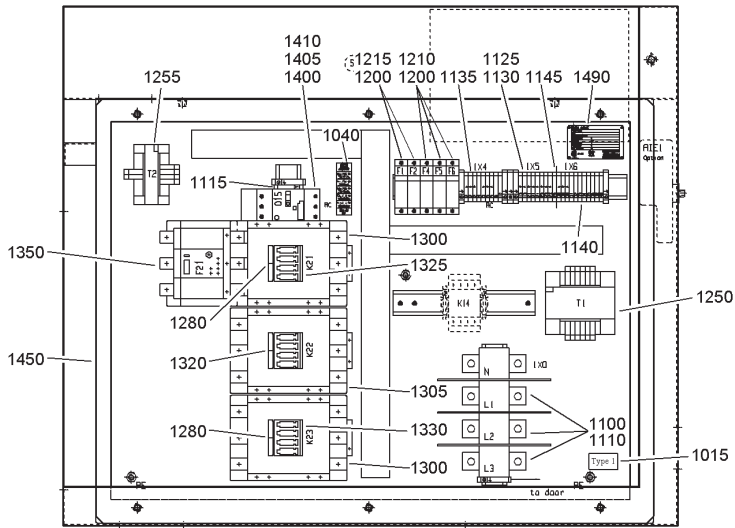
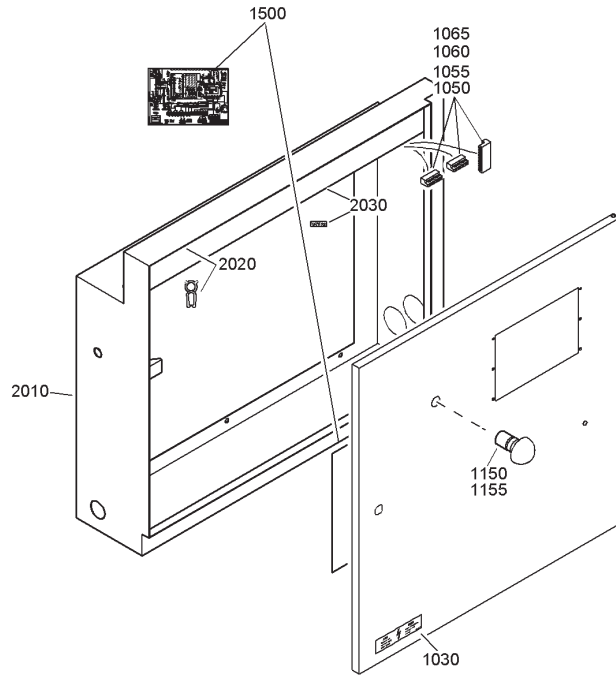


62030_12

Cubicle - ZT/ZR30-37-45 Y-D starter IEC

Ref.	Part number	Qty	Name	Remarks	Ref.	Part number	Qty	Name	Remarks
	1089 9362 02		ZT/ZR45 200V/50Hz, ZT/ZR45 230V/50Hz, ZT/ZR45 200-220V/60Hz, ZT/ZR45 220-230V/60Hz		1089 9424 40			ZT/ZR30 400V/50Hz	
1300	• 2	2	Contactors		1089 9424 41			ZT/ZR37 400V/50Hz, ZT/ZR45 500V/50Hz	
	1089 9415 32		ZT/ZR30 400V/50Hz		1089 9424 46			ZT/ZR45 380V/60Hz, ZT/ZR45 440-460V/60Hz, ZT/ZR45 400V/50Hz	
	1089 9415 33		ZT/ZR30 500V/50Hz, ZT/ZR30 380V/60Hz, ZT/ZR30 440-460V/60Hz, ZT/ZR37 500V/50Hz, ZT/ZR37 380V/60Hz, ZT/ZR37 440-460V/60Hz, ZT/ZR37 400V/50Hz, ZT/ZR45 500V/50Hz		1089 9424 47			ZT/ZR30 230V/50Hz, ZT/ZR30 220-230V/60Hz	
	1089 9415 41		ZT/ZR45 380V/60Hz, ZT/ZR45 440-460V/60Hz, ZT/ZR45 400V/50Hz		1089 9424 48			ZT/ZR30 200V/50Hz, ZT/ZR37 230V/50Hz, ZT/ZR30 200-220V/60Hz, ZT/ZR37 220-230V/60Hz, ZT/ZR37 200V/50Hz, ZT/ZR37 200-220V/60Hz	
	1089 9415 42		ZT/ZR30 200V/50Hz, ZT/ZR37 230V/50Hz, ZT/ZR30 200-220V/60Hz, ZT/ZR37 220-230V/60Hz, ZT/ZR30 230V/50Hz, ZT/ZR30 220-230V/60Hz		1089 9446 11			ZT/ZR30 500V/50Hz, ZT/ZR30 380V/60Hz, ZT/ZR30 440-460V/60Hz, ZT/ZR37 500V/50Hz, ZT/ZR37 380V/60Hz, ZT/ZR37 440-460V/60Hz	
	1089 9415 43		ZT/ZR37 200V/50Hz, ZT/ZR37 200-220V/60Hz		1089 9446 21			ZT/ZR45 200V/50Hz, ZT/ZR45 230V/50Hz, ZT/ZR45 200-220V/60Hz, ZT/ZR45 220-230V/60Hz	
	1089 9415 58		ZT/ZR45 200V/50Hz, ZT/ZR45 230V/50Hz, ZT/ZR45 200-220V/60Hz, ZT/ZR45 220-230V/60Hz		1400 1089 9416 01	• 1		Aux. contact block	
1305	• 1	1	Contactors		1405	• 1		Circuit breaker	
	1089 9415 23		ZT/ZR30 400V/50Hz		1089 9416 24			ZT/ZR30 400V/50Hz, ZT/ZR37 400V/50Hz, ZT/ZR30 200V/50Hz, ZT/ZR37 230V/50Hz, ZT/ZR30 200-220V/60Hz, ZT/ZR37 220-230V/60Hz, ZT/ZR30 230V/50Hz, ZT/ZR30 220-230V/60Hz, ZT/ZR37 200V/50Hz, ZT/ZR37 200-220V/60Hz, ZT/ZR45 400V/50Hz	
	1089 9415 32		ZT/ZR45 380V/60Hz, ZT/ZR45 440-460V/60Hz		1089 9416 27			ZT/ZR45 380V/60Hz, ZT/ZR45 440-460V/60Hz	
	1089 9415 33		ZT/ZR30 230V/50Hz, ZT/ZR30 220-230V/60Hz		1089 9416 28			ZT/ZR45 380V/60Hz, ZT/ZR45 440-460V/60Hz	
	1089 9415 41		ZT/ZR30 200V/50Hz, ZT/ZR37 230V/50Hz, ZT/ZR30 200-220V/60Hz, ZT/ZR37 220-230V/60Hz, ZT/ZR37 200V/50Hz, ZT/ZR37 200-220V/60Hz		1089 9416 30			ZT/ZR45 200V/50Hz, ZT/ZR45 230V/50Hz, ZT/ZR45 200-220V/60Hz, ZT/ZR45 220-230V/60Hz	
	1089 9415 42		ZT/ZR45 200V/50Hz, ZT/ZR45 230V/50Hz, ZT/ZR45 200-220V/60Hz, ZT/ZR45 220-230V/60Hz		1089 9416 64			ZT/ZR30 500V/50Hz, ZT/ZR30 380V/60Hz, ZT/ZR30 440-460V/60Hz, ZT/ZR37 500V/50Hz, ZT/ZR37 380V/60Hz, ZT/ZR37 440-460V/60Hz, ZT/ZR37 400V/50Hz, ZT/ZR45 400V/50Hz, ZT/ZR45 500V/50Hz	
	1089 9415 31		ZT/ZR30 500V/50Hz, ZT/ZR30 380V/60Hz, ZT/ZR30 440-460V/60Hz, ZT/ZR37 500V/50Hz, ZT/ZR37 380V/60Hz, ZT/ZR37 440-460V/60Hz, ZT/ZR37 400V/50Hz, ZT/ZR45 400V/50Hz, ZT/ZR45 500V/50Hz		1089 9416 66			ZT/ZR45 500V/50Hz	
1320	1089 9415 09	• 1	Contact block		1450 1613 8506 20	• 1		Plate	
1325	1089 9415 55	• 1	Contact block		1490 1613 6639 00	• 1		Data plate	
1330	1089 9415 56	• 1	Contact block		1500 9820 3659 05	• 1		Service diagram	
1350	• 1	1	Overload relay		1622 1138 80	• 1		Cubicle assembly	
					2010 1622 1138 00	•• 1		Cubicle	
					2020 1202 6584 00	•• AR		Seal	
					2030 1619 3843 00	•• AR		Seal	

52

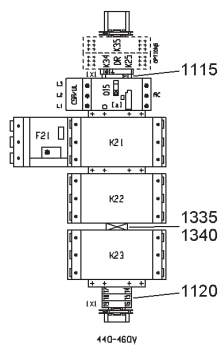
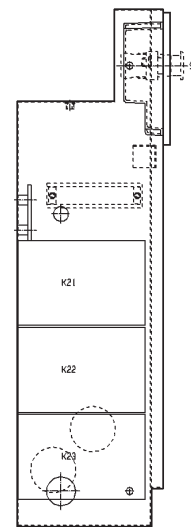
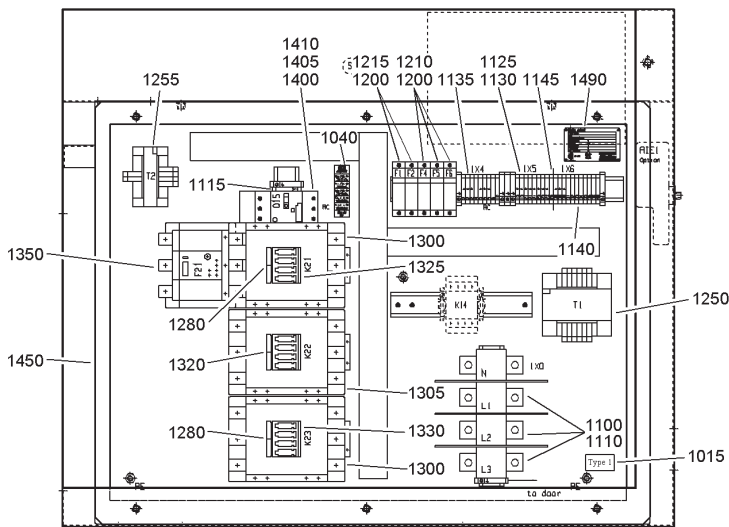
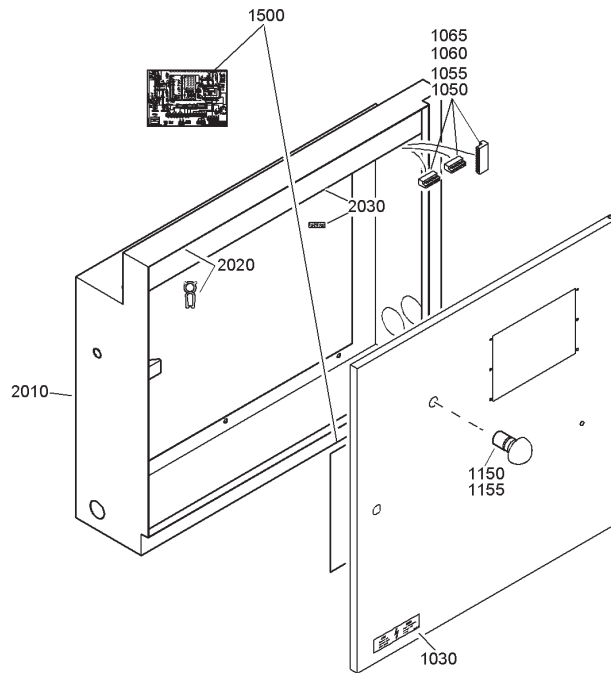


62031_12

Cubicle - ZT/ZR30-37-45 Y-D starter CSA/UL

Ref.	Part number	Qty	Name	Remarks	Ref.	Part number	Qty	Name	Remarks
	1900 2039 01	1	Control panel		1255	1089 9436 11	• 1	Transformer	
			ZT/ZR30 200V/60Hz,		1280		• 6	Terminal cover	
	1900 2039 03		ZT/ZR30 220-230V/60Hz			1089 9362 02		ZT/ZR37 200V/60Hz,	
	1900 2039 04		ZT/ZR30 440-460V/60Hz					ZT/ZR37 220-230V/60Hz,	
			ZT/ZR30 575V/60Hz,					ZT/ZR45 200V/60Hz,	
	1900 2039 05		ZT/ZR37 575V/60Hz					ZT/ZR45 220-230V/60Hz	
			ZT/ZR37 200V/60Hz,		1300		• 2	Contactors	
	1900 2039 07		ZT/ZR37 220-230V/60Hz			1089 9415 35		ZT/ZR30 575V/60Hz,	
	1900 2039 13		ZT/ZR37 440-460V/60Hz			1089 9415 36		ZT/ZR37 575V/60Hz	
			ZT/ZR45 200V/60Hz,					ZT/ZR30 440-460V/60Hz,	
	1900 2039 09		ZT/ZR45 220-230V/60Hz					ZT/ZR37 440-460V/60Hz,	
	1900 2039 14		ZT/ZR45 440-460V/60Hz			1089 9415 44		ZT/ZR45 575V/60Hz	
1015	1079 9911 01	• 1	Label			1089 9415 46		ZT/ZR45 440-460V/60Hz	
1030	1613 3431 00	• 1	Label					ZT/ZR30 200V/60Hz,	
1040	1079 9922 58	• 1	Fuse label					ZT/ZR30 220-230V/60Hz	
1050	1088 0031 02	• 1	Connector	1X5		1089 9415 61		ZT/ZR37 200V/60Hz,	
1055	1088 0031 13	• 1	Connector	2X9				ZT/ZR37 220-230V/60Hz,	
1060	1088 0031 49	• 1	Connector	2X10				ZT/ZR45 200V/60Hz,	
1065	1088 0031 29	• 1	Connector	2X11				ZT/ZR45 220-230V/60Hz	
1100		•	Terminal		1305		• 1	Contactors	
	1089 0506 04	1	ZT/ZR30 575V/60Hz,			1089 9415 34		ZT/ZR30 440-460V/60Hz,	
			ZT/ZR37 575V/60Hz					ZT/ZR30 575V/60Hz,	
	1089 0506 05	3	ZT/ZR30 440-460V/60Hz,					ZT/ZR37 575V/60Hz,	
			ZT/ZR37 440-460V/60Hz,			1089 9415 35		ZT/ZR37 440-460V/60Hz	
			ZT/ZR45 575V/60Hz			1089 9415 44		ZT/ZR45 575V/60Hz	
	1089 0506 15	3	ZT/ZR45 440-460V/60Hz					ZT/ZR30 200V/60Hz,	
	1089 0506 25	3	ZT/ZR30 200V/60Hz,					ZT/ZR30 220-230V/60Hz,	
			ZT/ZR30 220-230V/60Hz			1089 9415 61		ZT/ZR45 440-460V/60Hz	
	1089 0506 26	3	ZT/ZR37 200V/60Hz,					ZT/ZR37 200V/60Hz,	
			ZT/ZR37 220-230V/60Hz,					ZT/ZR37 220-230V/60Hz,	
			ZT/ZR45 200V/60Hz,					ZT/ZR45 200V/60Hz,	
			ZT/ZR45 220-230V/60Hz		1320		• 1	Contact block	
1110		• 3	Cover			1089 9415 09		ZT/ZR30 200V/60Hz,	
	1089 0542 10		ZT/ZR45 440-460V/60Hz					ZT/ZR30 220-230V/60Hz,	
	1089 0542 11		ZT/ZR30 200V/60Hz,					ZT/ZR30 440-460V/60Hz,	
			ZT/ZR30 220-230V/60Hz					ZT/ZR30 575V/60Hz,	
	1089 0542 12		ZT/ZR37 200V/60Hz,					ZT/ZR37 575V/60Hz,	
			ZT/ZR37 220-230V/60Hz,					ZT/ZR37 440-460V/60Hz,	
			ZT/ZR45 200V/60Hz,					ZT/ZR45 440-460V/60Hz,	
			ZT/ZR45 220-230V/60Hz					ZT/ZR45 575V/60Hz	
1115	1089 0506 09	• 1	Terminal		1325		• 1	Contact block	
1120		• 1	Terminal			1089 9415 55		ZT/ZR30 200V/60Hz,	
	1089 0506 07		ZT/ZR37 440-460V/60Hz,					ZT/ZR30 220-230V/60Hz,	
			ZT/ZR45 440-460V/60Hz					ZT/ZR30 440-460V/60Hz,	
	1089 0506 61		ZT/ZR30 440-460V/60Hz					ZT/ZR30 575V/60Hz,	
1125	1089 0506 27	• 7	Terminal					ZT/ZR37 575V/60Hz,	
1130	1089 0506 62	• 1	Terminal					ZT/ZR37 440-460V/60Hz,	
1135	1089 0506 63	• 6	Terminal					ZT/ZR45 440-460V/60Hz,	
1140	1089 0506 64	• 1	Terminal					ZT/ZR45 575V/60Hz	
1145	1089 0506 23	• 1	Barrier		1330		• 1	Contact block	
1150	1089 0362 51	• 1	Push button			1089 9415 56		ZT/ZR30 200V/60Hz,	
1155	1089 0362 50	• 2	Contact block					ZT/ZR30 220-230V/60Hz,	
1200	1089 0612 01	• 5	Fuse holder					ZT/ZR30 440-460V/60Hz,	
1210	1089 9168 02	• 3	Fuse link					ZT/ZR30 575V/60Hz,	
1215	1089 9168 26	• 2	Fuse link					ZT/ZR37 575V/60Hz,	
1250		• 1	Transformer					ZT/ZR37 440-460V/60Hz,	
	1089 9436 04		ZT/ZR30 200V/60Hz,					ZT/ZR45 440-460V/60Hz,	
			ZT/ZR30 220-230V/60Hz					ZT/ZR45 575V/60Hz	
	1089 9436 05		ZT/ZR37 200V/60Hz,		1335	1089 9415 10	• 1	Interlock	
			ZT/ZR37 220-230V/60Hz,		1340	1089 9415 90	• 2	Interlock link	
			ZT/ZR45 200V/60Hz,		1350		• 1	Overload relay	
			ZT/ZR45 220-230V/60Hz			1089 9424 39		ZT/ZR30 440-460V/60Hz	
	1089 9436 03		Others			1089 9424 40		ZT/ZR37 440-460V/60Hz,	

52



62031_12

Cubicle - ZT/ZR30-37-45 Y-D starter CSA/UL

Ref.	Part number	Qty	Name	Remarks
			ZT/ZR45 575V/60Hz	
	1089 9424 46		ZT/ZR45 440-460V/60Hz	
	1089 9424 47		ZT/ZR30 200V/60Hz,	
			ZT/ZR30 220-230V/60Hz	
	1089 9446 11		ZT/ZR30 575V/60Hz,	
			ZT/ZR37 575V/60Hz	
	1089 9446 21		ZT/ZR37 200V/60Hz,	
			ZT/ZR37 220-230V/60Hz,	
			ZT/ZR45 200V/60Hz,	
			ZT/ZR45 220-230V/60Hz	
1400	1089 9416 01	• 1	Aux.contact block	
1405		• 1	Circuit breaker	
	1089 9416 63		ZT/ZR30 440-460V/60Hz,	
			ZT/ZR30 575V/60Hz,	
			ZT/ZR37 575V/60Hz	
	1089 9416 64		ZT/ZR37 440-460V/60Hz	
	1089 9416 67		ZT/ZR30 200V/60Hz,	
			ZT/ZR30 220-230V/60Hz,	
			ZT/ZR37 200V/60Hz,	
			ZT/ZR37 220-230V/60Hz,	
			ZT/ZR45 575V/60Hz	
	1089 9416 68		ZT/ZR45 440-460V/60Hz	
	1089 9416 70		ZT/ZR45 200V/60Hz,	
			ZT/ZR45 220-230V/60Hz	
1410	1089 9416 75	• 1	Connection block	
1450	1613 8506 20	• 1	Plate	
1490	1614 8949 00	• 1	Data plate	
1500	9820 3659 05	• 1	Service diagram	
	1622 1138 80	• 1	Cubicle assembly	
2010	1622 1138 00	•• 1	Cubicle	
2020	1202 6584 00	•• AR	Seal	
2030	1619 3843 00	•• AR	Seal	

53

Service kits

Ref.	Part number	Qty	Name	Remarks	Ref.	Part number	Qty	Name	Remarks
	2901 1100 00	1	Check valve kit			2901 1107 00	1	HP element exchange kit	
			ZT/R15-45					ZT/R30-45	
	0301 2344 00	• 4	Washer			0634 1000 81	• 1	Pipe coupling rubber seal	
	0663 2107 92	• 1	O-ring			0661 1000 40	• 1	Seal washer	
	1614 7368 00	• 1	Check valve			0663 2102 89	• 1	O-ring	
	1621 3014 00	• 1	Spring			0663 2104 72	• 1	O-ring	
						0663 2104 76	• 1	O-ring	
						0663 2108 00	• 1	O-ring	
	2901 1101 00	1	Inlet valve S kit			2901 1108 00	1	Oil pump kit	
			ZT/R15-45					ZT/R 15-45	
	0663 2108 16	• 1	O-ring			0102 0243 00	• 1	Pin	
	1613 4036 00	• 1	Membrane			0337 0009 48	• 1	Key	
	1621 1005 00	• 1	Diaphragm			0661 1000 39	• 1	Gasket	
						0663 2106 16	• 1	O-ring	
	2901 1102 00	1	Inlet valve O kit			0663 2108 15	• 1	O-ring	
			ZT15-22			1613 4120 00	• 1	Eccentric ring	
	0108 1192 00	• 1	Spring pin			1613 4121 00	• 1	Oil pump	
	0335 3114 00	• 1	Retaining ring			1622 1148 00	• 2	Disc spring	
	0500 4510 01	• 1	Bushing			1622 1149 00	• 1	Ring	
	0500 4510 27	• 1	Bearing						
	0661 1000 42	• 6	Sealing washer			2901 1109 00	1	LP element exchange kit	
	0663 2104 26	• 1	O-ring					ZT15-22	
	1613 5721 00	• 1	Spring			0634 1000 81	• 1	Pipe coupling rubber seal	
	1621 1004 00	• 1	Valve			0661 1000 40	• 1	Seal washer	
						0663 2104 77	• 1	O-ring	
						0663 2106 11	• 1	O-ring	
	2901 1103 00	1	Air/oil filter kit			2901 1110 00	1	LP element exchange kit	
			ZT15-22					ZT/R 30-45	
	0661 1000 45	• 1	Sealing washer			0634 1000 82	• 1	Pipe coupling rubber seal	
	1614 8747 00	• 1	Oil filter element			0661 1000 40	• 1	Seal washer	
	1622 0171 00	• 1	Air filter element			0663 2104 77	• 1	O-ring	
						0663 2106 12	• 1	O-ring	
	2901 1104 00	1	Inlet valve O kit			2901 1111 00	1	Drive shaft seal kit	
			ZT/R30-45					ZT/R 15-45	
	0335 3114 00	• 1	Retaining ring			0663 2101 55	• 1	O-ring	
	0500 4510 01	• 1	Bushing			0663 2108 39	• 1	O-ring	
	0500 4510 27	• 1	Bearing			0666 7178 00	• 1	Sealing ring	
	0661 1000 42	• 6	Sealing washer			1622 1120 00	• 1	Bushing	
	0663 2104 26	• 1	O-ring						
	1613 5721 00	• 1	Spring			2901 1112 00	1	Drive shaft bear kit	
	1621 1004 00	• 1	Valve					ZT/R 15-45	
						0663 2106 16	• 1	O-ring	
						0663 2108 15	• 1	O-ring	
						0663 2108 39	• 1	O-ring	
						0807 1125 00	• 2	Bearing	
	2901 1105 00	1	Air/oil filter kit			2901 1113 00	1	Cooler kit	
			ZT/R30-45					ZT15-22	
	0661 1000 45	• 1	Sealing washer			0392 1100 06	• 4	Anti-vibration pad	
	1613 7407 00	• 1	Air filter element			0634 1000 81	• 1	Seal	
	1614 8747 00	• 1	Oil filter element			0634 1000 83	• 1	Seal	
						0661 1000 43	• 2	Seal washer	
						0663 2106 11	• 2	O-ring	
	2901 1115 00	1	Breather kit						
			ZT/R15-45						
	0663 2107 81	• 2	O-ring						
	0663 2107 84	• 1	O-ring						
	1202 6255 01	• 1	Breather filter element						
	1614 8673 00	• 1	Safety filter element						
	2901 1106 00	1	HP element exchange kit						
			ZT15-22						
	0634 1000 81	• 1	Pipe coupling rubber seal						
	0661 1000 40	• 1	Seal washer						
	0663 2104 72	• 1	O-ring						
	0663 2104 76	• 1	O-ring						
	0663 2105 54	• 1	O-ring						
	0663 2106 11	• 1	O-ring						

Service kits

Ref.	Part number	Qty	Name	Remarks	Ref.	Part number	Qty	Name	Remarks
	2901 1114 00	1	Cooler kit			2901 0749 00	1	WSD250 drain valve kit	
			ZT30-45			2901 0750 00	1	WSD80 drain valve kit	
	0392 1100 06	4	Anti-vibration pad			2901 1101 00	1	Inlet valve service kit	
	0634 1000 80	2	Seal			2901 1122 00	1	A-preventive maintenance kit - 4000 h	
	0661 1000 43	2	Seal washer						
	0663 2105 54	1	O-ring			2901 1119 00	1	B-preventive maintenance kit - 8000 h	
	0663 2106 57	2	O-ring					ZT15-22 Full feature	
	2901 1155 00	1	Cooler kit			1614 6819 00	1	Muffler	
			ZR30-45			2901 0712 00	1	WSD25 drain valve kit	
	0634 1000 80	4	Seal			2901 0712 00	1	ID-WSD25 drain valve kit	
	0634 1000 83	2	Seal			2901 0750 00	1	WSD80 drain valve kit	
	0663 2103 52	6	O-ring			2901 1101 00	1	Inlet valve service kit	
	1613 8430 00	4	Anti-vibration pad			2901 1122 00	1	A-preventive maintenance kit - 4000 h	
	2901 0712 00	1	WSD25 drain valve kit			2901 1124 00	1	B-preventive maintenance kit - 8000 h	
			ZT15-22					ZT30-45 Full feature	
	0663 2109 81	1	O-ring			1614 6819 00	1	Muffler	
	0663 2111 28	1	O-ring			2901 0749 00	1	WSD250 drain valve kit	
	0663 3133 00	3	O-ring			2901 0750 00	1	WSD80 drain valve kit	
	1613 9227 80	1	Drain assembly			2901 0750 00	1	ID-WSD80 drain valve kit	
	2901 0750 00	1	WSD80 drain valve kit			2901 1101 00	1	Inlet valve service kit	
			ZT/R30-45			2901 1122 00	1	A-preventive maintenance kit - 4000 h	
	0663 2101 71	1	O-ring						
	1613 9378 92	1	Assembly drawing WSD80 drain			2901 1120 00	1	C-Preventive maintenance kit - 16000 h	
	2901 0749 00	1	WSD250 drain valve kit					ZT15-22 Pack	
			ZT/R30-45			2901 1100 00	1	Check valve kit	
	0663 2108 01	1	O-ring			2901 1102 00	1	Inlet valve overhaul kit	
	0663 6147 00	1	O-ring			2901 1118 00	1	B-preventive maintenance kit - 8000 h	
	1613 9378 91	1	Assembly drawing drain WSD250						
	1613 9843 00	1	Stud			2901 1125 00	1	C-Preventive maintenance kit - 16000 h	
	2901 1117 00	1	A-preventive maintenance kit - 4000 h					ZT30-45 Pack	
			ZT15-22 Pack/Full feature			2901 1100 00	1	Check valve kit	
	2901 1103 00	1	Air/oil filter kit			2901 1104 00	1	Inlet valve overhaul kit	
	2901 1115 00	1	Breather kit			2901 1123 00	1	B-preventive maintenance kit - 8000 h	
	2901 1122 00	1	A-preventive maintenance kit - 4000 h						
			ZT30-45 Pack/Full feature			2901 1121 00	1	C-Preventive maintenance kit - 16000 h	
	2901 1105 00	1	Air/oil filter kit					ZT15-22 Full feature	
	2901 1115 00	1	Breather kit			2901 1100 00	1	Check valve kit	
	2901 1118 00	1	B-preventive maintenance kit - 8000 h			2901 1102 00	1	Inlet valve overhaul kit	
			ZT15-22 Pack			2901 1119 00	1	B-preventive maintenance kit - 8000 h	
	1614 6819 00	1	Muffler						
	2901 0712 00	1	WSD25 drain valve kit			2901 1126 00	1	C-Preventive maintenance kit - 16000 h	
	2901 0750 00	1	WSD80 drain valve kit					ZT30-45 Full feature	
	2901 1101 00	1	Inlet valve service kit			2901 1100 00	1	Check valve kit	
	2901 1122 00	1	A-preventive maintenance kit - 4000 h			2901 1104 00	1	Inlet valve overhaul kit	
	2901 1123 00	1	B-preventive maintenance kit - 8000 h			2901 1124 00	1	B-preventive maintenance kit - 8000 h	
			ZT30-45 Pack						
	1614 6819 00	1	Muffler						

Atlas Copco Stationary Air Compressors

ZT15-18-22-30-37-45

ZR30-37-45

Parts list

What sets Atlas Copco apart as a company is our conviction that we can only excel in what we do if we provide the best possible know-how and technology to really help our customers produce, grow and succeed.

There is a unique way of achieving that - we simply call it the Atlas Copco way. It builds on **interaction**, on long-term relationships and involvement in the customers' process, needs and objectives. It means having the flexibility to adapt to the diverse demands of the people we cater for.

It's the **commitment** to our customers' business that drives our effort towards increasing their productivity through better solutions. It starts with fully supporting existing products and continuously doing things better, but it goes much further, creating advances in technology through **innovation**. Not for the sake of technology, but for the sake of our customer's bottom line and peace-of-mind.

That is how Atlas Copco will strive to remain the first choice, to succeed in attracting new business and to maintain our position as the industry leader.

