

Atlas Copco

Oil-free compressors



ZR 30 (22/10/2009 - ...), ZR 37 (13/01/2010 - ...), ZR 45 (02/11/2009 - ...), ZT 30 (23/10/2009 - ...), ZT 37 (19/10/2009 - ...), ZT 45 (29/10/2009 - ...)

Parts List



Atlas Copco

Oil-free compressors

**ZR 30 (22/10/2009 - ...), ZR 37 (13/01/2010 - ...),
ZR 45 (02/11/2009 - ...), ZT 30 (23/10/2009 - ...),
ZT 37 (19/10/2009 - ...), ZT 45 (29/10/2009 - ...)**

Parts List

Edition: 1

Copyright, Atlas Copco Airpower n.v., Antwerp, Belgium.
Any unauthorized use or copying of the contents or any part thereof is prohibited. This applies in particular to trademarks, model denominations, part numbers and drawings.

Use only authorized parts. Any damage or malfunction caused by the use of unauthorized parts is not covered by Warranty or Product Liability.

Instructions	6
1 Service Kits	20
2 Oils.....	24
3 Drive arrangement.....	26
4 Element set.....	28
5 Gear set ZR 30, ZT 30.....	30
6 Gear set ZR 37, ZT 37 (... - 25/07/2010).....	32
7 Gear set ZR 37, ZT 37 (26/07/2010 - ...)......	34
8 Gear set ZR 45, ZT 45.....	36
9 Motor assembly ZR/ZT30.....	38
10 Motor assembly ZR/ZT37, ZR/ZT45.....	40
11 Mounts on frame.....	44
12 Mounts on gearcasing and oil filter.....	46
13 Breather casing.....	48
14 Oil pump.....	50
15 Oil pump cover without bypass.....	52
16 Air filter & connection.....	54
17 Air system.....	56
17.1 Inlet throttle valve ZT.....	56
17.2 Inlet throttle valve ZR.....	60
17.3 Air flow ZR 30 - ZR 37 HAV - ZR 45 (30/07/2009 - 19/10/2014).....	64
17.4 Air flow ZR 30 - ZR 37 HAV - ZR 45 (20/10/2014 - ...)......	68
17.5 Air flow ZR 37 7,5 bar - ZR 37 8,6 bar 60Hz (20/10/2014 - ...)......	72
17.6 Air flow ZR 37 8,6bar 50Hz (30/07/2009 - 25/07/2010).....	76
17.7 Air flow ZR 37 8,6bar 50Hz (20/10/2014 - ...)......	80
17.8 Air flow ZT 30 - ZT 37 - ZT 45 7,5bar - ZT 45 8,6bar HAV.....	84
17.9 Air flow with venturi parts ZR 37 7,5bar - ZR 37 8,6bar 60Hz (30/07/2009 - 19/10/2014).....	86
17.10 Air flow with venturi parts ZR 37 8,6bar 50Hz (26/07/2010 - 19/10/2014).....	90
17.11 Air flow with venturi parts ZT 45 8,6bar.....	94
17.12 Pulsation damper.....	96
17.13 Air outlet Pack - ZR (30/07/2009 - 19/10/2014).....	98
17.14 Air outlet Pack - ZR (20/10/2014 - ...)......	100
17.15 Air outlet Pack - ZT.....	102
17.16 Air outlet Pack - HAV - ZR (30/07/2009 - 19/10/2014).....	104
17.17 Air outlet Pack - HAV - ZR (20/10/2014 - ...)......	108
17.18 Air outlet Pack - HAV - ZT.....	110
17.19 Air outlet Full feature - ZR 30-45 ID 100, ID 136 (30/07/2009 - 19/10/2014).....	112
17.20 Air outlet Full feature - ZR 30-45 ID 100, ID 136 (20/10/2014 - ...)......	116
17.21 Air outlet Full feature - ZT 30-45 ID 100, ID 136.....	118
17.22 Air outlet Full Feature - ZR 30 IMD 50, ZR 37 IMD 50 (30/07/2009 - 19/10/2014)...	120

17.23	Air outlet Full Feature - ZR 30 IMD 50, ZR 37 IMD 50 (20/10/2014 - ...)	124
17.24	Air outlet Full Feature - ZT 30 IMD 50, ZT 37 IMD 50	126
17.25	Air outlet Full Feature - ZR 45 IMD 100 (30/07/2009 - 19/10/2014)	128
17.26	Air outlet Full Feature - ZR 45 IMD 100 (20/10/2014 - ...)	132
17.27	Air outlet Full Feature - ZT 45 IMD 100	134
17.28	Coupling and valves Pack	136
17.29	Coupling and valves Full Feature - ID	138
17.30	Coupling and valves Full Feature - IMD	140
18	ID dryer	142
18.1	Dryer assembly ID100	142
18.2	Dryer assembly ID136	144
18.3	Dryer components ID 100	146
18.4	Dryer components ID 136	150
19	IMD dryer	156
19.1	Mounts on vessel IMD 50 (14/01/2009 - 08/01/2013)	156
19.2	Mounts on vessel IMD 50 (09/01/2013 - ...)	158
19.3	Mounts on vessel IMD 100 (14/01/2009 - 08/01/2013)	160
19.4	Mounts on vessel IMD 100 (09/01/2013 - ...)	162
19.5	Rotor	164
19.6	Vessel assembly	166
19.7	Connection set	168
19.8	Electrical components	170
19.9	Drive connection	172
19.10	Drain connection	174
19.11	Coolers	176
19.12	Pressure transducer	178
19.13	Marking	180
20	Cooling system	182
20.1	Cooler and mounting ZR (03/11/2008 - 19/10/2014)	182
20.2	Cooler and mounting ZR (20/10/2014 - ...)	184
20.3	Cooler and mounting ZT	188
20.4	Fan assembly - ZT - Common ZT 30/37 with reduced ambient condition	190
20.5	Fan assembly - ZT - Common ZT 30/37 with high ambient condition / ZT 45 with reduced ambient condition	192
20.6	Fan assembly - ZT - Common ZT 45 with high ambient condition	194
20.7	Fan assembly - IMD 230V 60Hz / 380V / 500V / 575V	196
20.8	Fan assembly - IMD 230V 50Hz / 400V / 460V	198
21	Oil system ZR	200
22	Oil system ZT	202
23	Regulation system	204
23.1	Mechanical ZR	204

23.2	Mechanical ZT.....	206
23.3	Mechanical & electrical ZR.....	208
23.4	Mechanical & electrical ZT.....	210
24	Drain system Pack - ZR.....	212
25	Drain system Pack - ZT.....	216
26	Drain system Full feature - ZR.....	220
27	Drain system Full Feature - ZT.....	226
28	Drain system Full Feature - ZR.....	232
29	Drain system Full Feature - ZT.....	240
30	Electrical.....	248
30.1	Cubicle - IEC 230V 50Hz ZR30/ZR37/ZT30/ZT37 - 230V 60Hz ZR30/ZT30 - 500V ZR/ T45.....	248
30.2	Cubicle - IEC 230V 60Hz ZR37/ZT37 (30/07/2009 - 29/07/2014).....	252
30.3	Cubicle - IEC 230V 60Hz ZR37/ZT37 (30/07/2014 - ...).....	256
30.4	Cubicle - IEC 230V ZR45/ZT45.....	260
30.5	Cubicle - IEC 230V HAV.....	264
30.6	Cubicle - IEC 380V ZR30/ZT30 (30/07/2009 - 29/07/2014).....	268
30.7	Cubicle - IEC 380V ZR30/ZT30 (30/07/2014 - ...).....	272
30.8	Cubicle - IEC 380V ZR37/ZR45/ZT37/ZT45 - 460V ZR45/ZT45.....	276
30.9	Cubicle - IEC 380V HAV - 400V ZR37/ZR45/ZT37/ZT45 HAV - 460V/500V ZR45/ZT45 HAV.....	280
30.10	Cubicle - IEC 400V ZR30/ZT30 (30/07/2009 - 29/07/2014).....	284
30.11	Cubicle - IEC 400V ZR30/ZT30 (30/07/2014 - ...).....	288
30.12	Cubicle - IEC 400V ZR37/ZT 37.....	292
30.13	Cubicle - IEC 400V ZR45/ZT45.....	296
30.14	Cubicle - IEC 400V ZR30/ZT30 HAV - 460V/500V ZR30/ZR37/ZT30/ZT37 HAV....	300
30.15	Cubicle - IEC 460V ZR30/ZT30 (... - 29/07/2014).....	304
30.16	Cubicle - IEC 460V ZR30/ZT30 (30/07/2014 - ...).....	308
30.17	Cubicle - IEC 460V/500V ZR37/ZT37.....	312
30.18	Cubicle - IEC 500V ZR30/ZT30 (... - 29/07/2014).....	316
30.19	Cubicle - IEC 500V ZR30/ZT30 (30/07/2014 - ...).....	320
30.20	Cubicle - ULcUL 230V (30/07/2009 - 29/07/2014).....	324
30.21	Cubicle - ULcUL 230V (30/07/2014 - ...).....	328
30.22	Cubicle - ULcUL 230V HAV (30/07/2009 - 29/07/2014).....	332
30.23	Cubicle - ULcUL 230V HAV (30/07/2014 - ...).....	336
30.24	Cubicle - ULcUL 460V ZR30/ZT30 (... - 29/07/2014).....	340
30.25	Cubicle - ULcUL 460V ZR30/ZT30 (30/07/2014 - ...).....	344
30.26	Cubicle - ULcUL 460V ZR37/ZT37 (30/07/2009 - 29/07/2014).....	348
30.27	Cubicle - ULcUL 460V ZR37/ZT37 (30/07/2014 - ...).....	352
30.28	Cubicle - ULcUL 460V/575V ZR45/ZT45.....	356
30.29	Cubicle - ULcUL 460V ZR30/ZR37/ZT30/ZT37 HAV- 575V ZR37/ZT37 HAV.....	360

30.30	Cubicle - ULcUL 460V ZR45/ZT45 HAV (30/07/2009 - 29/07/2014).....	364
30.31	Cubicle - ULcUL 460V ZR45/ZT45 HAV (30/07/2014 - ...).....	368
30.32	Cubicle - ULcUL 575V ZR30/ZR37/ZT30/ZT37.....	372
30.33	Cubicle - ULcUL 575V ZR30/ZT30 HAV (30/07/2009 - 29/07/2014).....	376
30.34	Cubicle - ULcUL 575V ZR30/ZT30 HAV (30/07/2014 - ...).....	380
30.35	Cubicle - ULcUL 575V ZR45/ZT45 HAV (... - 29/07/2014).....	384
30.36	Cubicle - ULcUL 575V ZR45/ZT45 HAV (30/07/2014 - ...).....	388
30.37	Cubicle plugin Pack IEC.....	392
30.38	Cubicle plugin Pack UL/cUL.....	394
30.39	Cubicle plugin Full Feature ID IEC.....	396
30.40	Cubicle plugin Full Feature ID UL/cUL.....	398
30.41	Cubicle plugin Full feature IMD IEC.....	400
30.42	Cubicle plugin Full feature IMD UL/cUL.....	402
30.43	Dryer rail IEC - 400V/460V (30/07/2009 - 08/05/2012).....	404
30.44	Dryer rail IEC - 400V/460V (28/05/2013 - ...).....	406
30.45	Dryer rail IEC - 230V/500V (30/07/2009 - 08/05/2012).....	408
30.46	Dryer rail IEC - 230V/500V (28/05/2013 - ...).....	410
30.47	Dryer rail IEC - 380V (30/07/2009 - 08/05/2012).....	412
30.48	Dryer rail IEC - 380V (28/05/2013 - ...).....	414
30.49	Dryer rail UL/cUL - 230V/575V (30/07/2009 - 08/05/2012).....	416
30.50	Dryer rail UL/cUL - 230V/575V (28/05/2013 - ...).....	418
30.51	Dryer rail UL/cUL - 460V (30/07/2009 - 08/05/2012).....	420
30.52	Dryer rail UL/cUL - 460V (28/05/2013 - ...).....	422
30.53	Transfo ID 500V/575V.....	424
30.54	Transfo IMD.....	426
30.55	Transfo ID 380V (30/07/2009 - 08/05/2012).....	428
30.56	Fan module 230V ZT30/37 - 575V ZT30/37 HAT - 575V ZT45.....	430
30.57	Fan module 230V 60Hz IEC/400V/500V/575V ZT45 HAT - 380V/460V ZT30/37/45 HAT - 380V/460V ZT45.....	432
30.58	Fan module 230V 60Hz ZT30/37 HAT - 230V 60Hz ZT45.....	434
30.59	Fan module 230V 50Hz IEC / 60Hz UL/cUL ZT45 HAT.....	436
30.60	Fan module 230V 50Hz IEC ZT30/37 HAT - 230V 50Hz IEC ZT45.....	438
30.61	Fan module 380V/400V/460V/575V ZT30/37.....	440
30.62	Fan module 400V ZT30/37.....	442
30.63	Fan module 400V ZT30/37 HAT - 400V ZT45.....	444
30.64	Fan module 500V ZT30/37 HAT - 500V ZT 45.....	446
30.65	Connectors.....	448
31	Common bodywork ZR.....	450
32	Common bodywork ZT.....	452
33	Bodywork ZR Pack.....	454
34	Bodywork ZT Pack.....	458

35	Bodywork ZR Full feature ID.....	462
36	Bodywork ZT Full feature ID.....	466
37	Bodywork ZR Full feature IMD.....	470
38	Bodywork ZT Full feature IMD.....	474
39	Markings	478
39.1	General.....	478
39.2	Decal Pack.....	480
39.3	Decal Full feature.....	482
40	Standard option.....	484
40.1	Anchor pads.....	484
40.2	Ansi flanges.....	486
40.3	Rain protection Pack.....	488
40.4	Rain protection Full feature.....	490
40.5	Rain protection Full feature.....	492
40.6	Dryer bypass ZR ID.....	494
40.7	Dryer bypass ZT ID.....	496
40.8	Dryer bypass ZT 45 / ZR -IMD.....	498
40.9	Dryer bypass ZT 30/37.....	500
40.10	Main switch External.....	502
40.11	Main switch Internal.....	504
40.12	Anti condensation.....	506
40.13	Flanged inlet.....	508
40.14	Graphic display.....	510
40.15	Alarm horn.....	512
40.16	Aircontact.....	514
40.17	Water shut off valve.....	516
40.18	PDP sensor.....	518

EN - English

1 ORDERING PARTS

Always specify the part number, the name and quantity of the required items, as well as the type and serial number of the machine.

2 COLUMN INFORMATION

Ref - Reference number: links a specific part from the list to the drawing. Only parts with a reference number are shown in the drawing. Parts in the drawing without a reference number are simply there to illustrate the assembly.

Part number - Part number to be used when ordering spare parts.

When no part number is specified, the component is not available as a spare part.

Parts which are contained in a kit will have the kit number mentioned on the line below. For complete content of the kit see chapter "1 - Service kits".

A part number preceded by a black dot is comprised in the assembly right above.

Remarks: Additional information to the part number right above.

Substituted by: The part number right above has been replaced by another part number due to an update or revision.

Qty - Quantity: Indicates the number of parts in relation to the corresponding reference number. „AR“ means „As required“: quantity or number to be determined.

Name - Part name: Translations of the English names can be found in document "Glossary of part names".

Validity - Defines the timeframe and type/version of the machines the part is valid for. Clarification of the codes used in the validity pattern can be found in the legend at the bottom of the page. A validity pattern mentioned in the chapter title applies to the whole chapter. A plus sign in the pattern is to be interpreted as 'and', a comma as 'or'. Parentheses group the validity codes, similarly to mathematical parentheses, see following example:

'PRESS:8BAR + (FREQ:50HZ+MOVOL:500V , FREQ:60HZ+MOVOL:575V)' is valid for machines with 8 bar working pressure and 50Hz frequency and 500V supply voltage, or 8 bar working pressure and 60Hz frequency and 575V supply voltage.

EL - Reference to the drawing or the component inside the electric cubicle.

R. - Remarks: Extra information about the part. Explanation can be found at the bottom of the page.

BG - български

1 ПОРЪЧКА НА ЧАСТИ

Винаги цитирайте номера на частта, наименованието и количеството на необходимите изделия, както и типа и серийния номер на машината.

2 ИНФОРМАЦИЯ В КОЛОНИТЕ

Ref - Референтен номер: свързва дадена част от списъка с чертежа. На чертежа са показани само части с референтен номер.

Частите на чертежа без референтен номер са там, единствено за да се покаже възелът.

Part number - Номер на частта, който да се използва при поръчката на резервни части.

Ако не е посочен номер на частта, компонентът не се предлага като резервна част.

Частите, които се съдържат в даден комплект, ще включват номер на комплекта на долния ред. За пълното съдържание на комплекта вижте глава „1 – Service kits“.

Номер на част, пред който има черна точка, се съдържа във възела непосредствено по-горе.

Remarks: Допълнителна информация за частта – непосредствено по-горе.

Substituted by: Номерът на частта непосредствено по-горе е заменен от друг номер на частта поради актуализация или ревизия.

Qty - Количество: Посочва броя на частите във връзка със съответния референтен номер. „AR“ означава „Според нуждата“: количеството или броят ще бъдат определени допълнително.

Name - Име на частта: превод на английските имена можете да откриете в документа „Glossary of part names“.

Validity - Определя периода и типа/версията на машините, за които частта е валидна. Обяснение на елементите от кода, използвани в кода за валидността, можете да откриете в легендата в долната част на страницата.

Кодът за валидността, посочен в заглавието на главата, се отнася за цялата глава. Знакът плюс в кода се приема за „и“, а запетаята – за „или“. Скобите групират елементите на кодовете за валидност подобно на математическите скоби, вижте следния пример:

„PRESS:8BAR + (FREQ:50HZ+MOVOL:500V , FREQ:60HZ+MOVOL:575V)“ е валидно за машини с работно налягане 8 bar, честота 50 Hz и захранващо напрежение 500 V или работно налягане 8 bar, честота 60 Hz и захранващо напрежение 575 V.

EL - Референция към чертежа или компонента в електрическата кутия.

R.. - Забележки: допълнителна информация относно частта. Обяснения можете да намерите в долната част на страницата.

DA - Dansk

1 BESTILLING AF DELE

Angiv altid styknummeret, navnet på og antallet af de ønskede varer samt typen og serienummeret for maskinen.

2 OPLYSNINGER TIL KOLONNERNE

Ref - Referencenummer: Knytter en bestemt del fra listen til tegningen. Kun dele med et referencenummer vises på tegningen. Dele på tegningen uden et referencenummer er blot medtaget for at vise samlingen.

Part number - Styknummer, der skal bruges ved bestilling af reservedele.

Hvis der ikke er angivet et styknummer, fås komponenten ikke som reservedel.

Dele, der er indeholdt i et sæt, har sætnummeret stående på linjen nedenfor. Se kapitel "1 – Service kits" for at få vist hele indholdet af sættet.

Et styknummer med en sort prik foran indgår i samlingen lige ovenfor.

Remarks: Der findes yderligere oplysninger til styknummeret lige ovenfor.

Substituted by: Styknummeret lige ovenfor er blevet erstattet af et andet styknummer i forbindelse med en opdatering eller en revidering.

Qty - Antal: Angiver antallet af dele, der hører til det tilsvarende referencenummer. "AR" står for "As required": Antallet eller nummeret skal fastsættes.

Name - Navn på del: Oversættelser af de engelske navne kan findes i dokumentet "Glossary of part names".

Validity - Angiver tidshorizont og maskintype/-version, som delen gælder for. Forklaringer til koderne, der anvendes i modellen for gyldigheden, kan findes i teksten nederst på siden. En model for gyldigheden, der er nævnt i kapitlets titel, gælder for hele kapitlet. Et plustegn i modellen skal fortolkes som et "og", og et komma som et "eller".

Parenteser inddeler koderne, der beskriver gyldigheden, på samme måde som parenteser i matematik. Se følgende eksempel:

„PRESS:8BAR + (FREQ:50HZ+MOVOL:500V , FREQ:60HZ+MOVOL:575V)“ gælder for maskiner med et arbejdstryk på 8 bar, en frekvens på 50 Hz og en forsyningsspænding på 500 V eller for maskiner med et arbejdstryk på 8 bar, en frekvens på 60 Hz og en forsyningsspænding på 575 V.

EL – Refererer til tegningen eller komponenten inde i elskabet.

R. – Bemærkninger: Yderligere oplysninger om delen. Forklaringer kan findes nederst på siden.

DE - Deutsch

1 TEILE BESTELLEN

Geben Sie immer genau die Teilenummer, den Namen und die Anzahl des gewünschten Artikels und den Typ und die Seriennummer der Maschine an.

2 SPALTENINFORMATION

Ref - Referenznummer: Verknüpft ein spezifisches Teil der Liste mit der Zeichnung. Es werden nur Referenznummern in der Zeichnung gezeigt. In der Zeichnung dargestellte Teile ohne Referenznummer sind einfach nur zu Illustrationszwecken der Baugruppe abgebildet.

Part number - Die Teilenummer wird bei der Bestellung von Ersatzteilen angegeben.

Ist keine Teilenummer angegeben, ist die Komponente nicht als Ersatzteil verfügbar.

Bei Teilen, die zu einem Set gehören, wird die Setnummer unten auf der Linie angegeben. Zum kompletten Inhalt des Sets siehe Kapitel „1 – Service kits“.

Eine mit einem schwarzen Punkt versehene Teilenummer ist in dem direkt darüber stehenden Set enthalten.

Remarks: Zusätzliche Informationen zur Teilenummer stehen direkt darüber.

Substituted by: Die direkt darüber stehende Teilenummer wurde aufgrund einer Aktualisierung oder Überarbeitung durch eine andere Teilenummer ersetzt.

Qty - Anzahl: Gibt die Anzahl der Teile im Verhältnis zur entsprechenden Referenznummer an. „AR“ steht für „Nach Bedarf“: Anzahl oder Nummer muss noch angegeben werden.

Name - Teilename: Übersetzungen der englischen Bezeichnungen finden Sie im Dokument „Glossary of part names“.

Validity - Gibt den Zeitrahmen und den Typ/die Version der Maschine vor, für die die Teile gültig sind. Eine Erläuterung der Codes, die für das Gültigkeitsmuster angewandt werden, finden Sie am Fuß der Seite. Ein im Kapiteltitel genanntes Gültigkeitsmuster bezieht sich auf das gesamte Kapitel. Ein Pluszeichen im Muster steht für „und“, ein Komma für „oder“. Klammern fassen die Codes in Gruppen zusammen, ähnlich wie bei mathematischen Klammern. Siehe dazu folgendes Beispiel:

„PRESS:8BAR + (FREQ:50HZ+MOVOL:500V , FREQ:60HZ+MOVOL:575V)“ ist für Maschinen gültig mit 8 bar-Betriebsdruck, 50 Hz-Frequenz und 500 V-Versorgungsspannung oder 8 bar-Betriebsdruck, 60 Hz-Frequenz und 575 V-Versorgungsspannung.

EL – Referenz zu der Zeichnung oder dem Bauteil im Inneren des Schaltkastens.

R. – Anmerkungen: Zusatzinformationen zum Teil. Erklärungen finden Sie am Fuß der Seite.

EL - ελληνικά

1 ΠΑΡΑΓΓΕΛΙΑ ΑΝΤΑΛΛΑΚΤΙΚΩΝ

Πρέπει πάντα να προσδιορίζετε τον κωδικό εξαρτήματος, την ονομασία και την ποσότητα των απαιτούμενων ειδών, καθώς και τον τύπο και τον αριθμό σειράς του μηχανήματος.

2 ΠΛΗΡΟΦΟΡΙΕΣ ΓΙΑ ΤΙΣ ΣΤΗΛΕΣ

Ref - Κωδικός αναφοράς: συσχετίζει ένα συγκεκριμένο εξάρτημα από τη λίστα με το σχέδιο. Μόνο εξαρτήματα που έχουν κωδικό αναφοράς εμφανίζονται στο σχέδιο. Τα εξαρτήματα στο σχέδιο που δεν έχουν κωδικό αναφοράς, υπάρχουν απλώς για την εικονογράφηση του συγκροτήματος.

Part number - Κωδικός εξαρτήματος, ο οποίος χρησιμοποιείται κατά την παραγγελία ανταλλακτικών.

Όταν δεν αναφέρεται κάποιος κωδικός εξαρτήματος, το εξάρτημα δεν διατίθεται ως ανταλλακτικό.

Για τα εξαρτήματα που περιέχονται σε κιτ, ο αριθμός του κιτ θα αναφέρεται στην παρακάτω γραμμή. Για το πλήρες περιεχόμενο του κιτ, βλ. κεφάλαιο "1 – Service kits".

Όταν μπροστά από τον κωδικό εξαρτήματος υπάρχει μια μαύρη κουκίδα, το εξάρτημα περιέχεται στο συγκρότημα που βρίσκεται ακριβώς από πάνω.

Remarks (Παρατηρήσεις): Πρόσθετες πληροφορίες για τον κωδικό εξαρτήματος ακριβώς από πάνω.

Substituted by (Έχει αντικατασταθεί από): Ο πιο πάνω κωδικός εξαρτήματος έχει αντικατασταθεί από άλλο κωδικό εξαρτήματος λόγω ενημέρωσης ή αναθεώρησης.

Qty - Ποσότητα: Δείχνει τον αριθμό των εξαρτημάτων σε σχέση με τον αντίστοιχο κωδικό αναφοράς. Το "AR" σημαίνει "As required" (Αναλόγως των απαιτήσεων): η ποσότητα ή ο αριθμός θα πρέπει να προσδιοριστούν.

Name - Ονομασία εξαρτήματος: Μεταφράσεις των ονομασιών από τα αγγλικά μπορείτε να βρείτε στο έγγραφο "Glossary of part names".

Validity - Καθορίζει το χρονικό πλαίσιο και τον τύπο/την έκδοση των μηχανημάτων στα οποία μπορεί να χρησιμοποιηθεί το εξάρτημα. Στο υπόμνημα, στο κάτω μέρος της σελίδας, μπορείτε να βρείτε μια αποσαφήνιση των κωδικών που χρησιμοποιούνται στο υπόδειγμα ισχύος παραγγελίας. Εάν αναφέρεται ένα υπόδειγμα ισχύος παραγγελίας στον τίτλο του κεφαλαίου, αυτό ισχύει για ολόκληρο το κεφάλαιο. Ένα σύμβολο "συν" στο υπόδειγμα θα πρέπει να ερμηνεύεται ως "και", ένα κόμμα ως "ή". Οι παρενθέσεις ομαδοποιούν τους κωδικούς ισχύος παραγγελίας, όπως οι παρενθέσεις στους μαθηματικούς τύπους. Δείτε το ακόλουθο παράδειγμα:

Το 'PRESS:8BAR + (FREQ:50HZ+MOVOL:500V , FREQ:60HZ+MOVOL:575V)' ισχύει για μηχανήματα με πίεση λειτουργίας 8 bar, συχνότητα 50 Hz και τάση τροφοδοσίας 500 V ή με πίεση λειτουργίας 8 bar, συχνότητα 60 Hz και τάση τροφοδοσίας 575 V.

EL – Κωδ. αναφοράς για το σχέδιο ή το εξάρτημα στο εσωτερικό του ηλεκτρικού πίνακα.

R. – Παρατηρήσεις: Πρόσθετες πληροφορίες σχετικά με το εξάρτημα. Επεξήγηση παρέχεται στο κάτω μέρος της σελίδας.

ES - Español

1 PEDIDO DE PIEZAS

Especifique siempre el número de referencia, el nombre y la cantidad de los elementos que necesita, además del tipo y número de serie de la máquina.

2 INFORMACIÓN DE LAS COLUMNAS

Ref - Número de referencia: enlaza una pieza concreta de la lista con el solo. Solo se muestran piezas con número de referencia en el plano. Las piezas del plano que no tienen números de referencia solo se muestran para ilustrar el conjunto.

Part number - Designación que se debe utilizar para pedir piezas de repuesto.

Si no se especifica una designación, esto quiere decir que el componente no está disponible como pieza de repuesto. Las piezas que forman parte de un kit tendrán el número de kit en la línea inferior. Para consultar el contenido completo del kit, consulte el capítulo "1 - Service kits".

Una designación precedida por un punto negro forma parte del conjunto inmediatamente superior.

Remarks: información adicional de la designación inmediatamente superior.

Substituted by: la designación inmediatamente superior se ha sustituido por otra debido a una actualización o revisión.

Qty - Cantidad: indica el número de piezas en relación con el número de referencia correspondiente. "AR" significa "Según necesidad": cantidad o número a determinar.

Name - Nombre de la pieza: las traducciones de los nombres en inglés pueden encontrarse en el documento "Glossary of part names"

Validity - Define el periodo y tipo/versión de las máquinas en las que se puede utilizar la pieza. Puede encontrar una explicación de los códigos utilizados en el patrón de validez en la leyenda de la parte inferior de la página. Un patrón de validez mencionado en el título del capítulo es aplicable a todo el capítulo. Un signo '+' en el patrón debe interpretarse como una 'y' y una coma debe interpretarse como una 'o'. Los paréntesis agrupan los códigos de validez de manera similar a su uso en matemáticas; véase el siguiente ejemplo:

'PRESS:8BAR + (FREQ:50HZ+MOVOL:500V , FREQ:60HZ+MOVOL:575V)' es válido para máquinas con una presión de trabajo de 8 bar, una frecuencia de 50 Hz y un voltaje de alimentación de 500 V o de 8 bar, una frecuencia de 60 Hz y un voltaje de alimentación de 575 V.

EL - Referencia al plano o el componente del interior del armario eléctrico.

R. - Notas: información adicional sobre la pieza; se puede encontrar la explicación en la parte inferior de la página.

ET - Eesti

1 OSADE TELLIMINE

Täpsustage alati osa number, soovitud ühikute nimi ja kogus, aga ka masina tüüp ja seerianumber.

2 TEABE TULP

Ref - Viitenumber: seostab loendis nimetatud konkreetse osa joonisega. Joonisel on näidatud ainult viitenumbriga osad. Joonisel ilma viitenumbriga esitatud osadel on koostu kuvamisel illustreeriv tähendus.

Part number - Osa number, mida varuosade tellimisel kasutada.

Kui osa numbrit ei ole täpsustatud, ei ole vastav osa varuosana saadaval.

Komplekti kuuluvate osade puhul on alloleval real nimetatud komplekti number. Komplekti tervikliku kirjelduse leiate peatükist „1 - Service kits“.

Kui osa numbri ees on must punkt, sisaldub osa ülaltoodud koostus.

Remarks: osa numbri kohal kuvatav lisateave.

Substituted by: ülaltoodud osa number on uuenduse või kontrolli tulemusena asendatud teise osa numbriga.

Qty - Kogus: osutab asjaomase viitenumbriga seotud osade arvule. „AR“ tähendab „vastavalt vajadusele“: kogus või arv tuleb kindlaks määrata.

Name - Osa nimi: inglisekeelsete nimede tõlked leiate dokumendist „Glossary of part names“.

Validity - Määratleb ajavahemiku ja masina tüübi/versiooni, mille puhul osa kasutatakse. Kasutusmusteris kasutatud koodide selgituse leiate iga lehekülje allosas olevast legendist. Peatüki pealkirjas nimetatud kasutusmuster kohaldub tervele peatükile. Musteris kasutatud plussmärki tuleb tõlgendada sõnana „ja“, komana või sõnana „või“. Sarnaselt ümarsulgude matemaatikas kasutamisele rühmitavad ümarsulud kehtivuskoodide rühmad; vt järgmist näidet:

'PRESS:8BAR + (FREQ:50HZ+MOVOL:500V , FREQ:60HZ+MOVOL:575V)' kehtib masinate puhul, mille töö rõhk on 8 bar ja sagedus 50 Hz ja toitepinge 500 V, või siis masinate puhul, mille töö rõhk on 8 bar ja sagedus 60 Hz ja toitepinge 575V.

EL - Viide joonisele või elektrikapis olevale osale.

R. - Märkused: lisateave osa kohta. Selgituse leiate lehekülje allosast.

FI - Suomalainen

1 OSIEN TILAAMINEN

Määritä aina osanumero, haluttujen tuotteiden nimi ja määrä sekä koneen tyyppi ja sarjanumero.

2 SARAKETIEDOT

Ref - Viitenumero: Yhdistää jonkin tietyn luettelossa mainitun osan piirrokseen. Piirroksessa näkyvät vain ne osat, joilla on viitenumero. Ne osat, joilla ei ole viitenumeroa, ovat piirroksessa vain kokoonpanoa kuvaamassa.

Part number - Osanumero, jota on käytettävä varaosia tilattaessa.

Jos osanumeroa ei ole määritetty, komponentti ei ole saatavana varaosana.

Sarjan mukana tulevilla osilla on sarjanumero, joka on merkitty alla olevalle viivalle. Lue tiedot sarjan täydellisestä sisällöstä luvusta 1 – Service kits.

Osanumero, jota edeltää musta piste, sisältyy edellä olevaan kokoonpanoon.

Remarks: lisätietoja edellä olevaan osanumeroon.

Substituted by: edellä oleva osanumero on korvattu toisella osanumerolla päivityksen tai korjauksen takia.

Qty - Määrä: Osoittaa viitenumeroon liittyvien osien määrän. AR (As required) tarkoittaa määritettävää määrää.

Name - Osan nimi: englanninkielisten nimien käännökset on kerrottu asiakirjassa "Glossary of part names".

Validity - Määrittää sen ajanjakson ja koneiden tyyppin tai version, joita osa koskee. Määrityskaavassa käytetyt koodit on selitetty sivun alalaidan kuvatekstissä. Luvun otsikossa mainittu määrityskaava koskee koko lukua.

Kaavassa oleva plusmerkki tarkoittaa ja-sanaa ja pilkku tai-sanaa. Sulkeet ryhmittävät määrityskoodit matemaattisten sulkeiden tavalla, esimerkiksi näin:

PRESS:8BAR + (FREQ:50HZ+MOVOL:500V , FREQ:60HZ+MOVOL:575V) koskee koneita, joiden työskentelypaine on 8 baaria, taajuus 50 hertsiä ja verkkojännite 500 volttia tai joiden työskentelypaine on 8 baaria, taajuus 60 hertsiä ja verkkojännite 575 volttia.

EL - Viittaus piirrokseen tai sähkökotelon sisällä olevaan komponenttiin.

R. - Huomautukset: Lisätietoja osasta. Selitys on sivun alalaidassa.

FR - Français

1 COMMANDER DES PIÈCES

Toujours spécifier le numéro de pièce, la désignation et la quantité des articles souhaités ainsi que le type et le numéro de série de la machine.

2 COLONNE INFORMATIONS

Ref - Référence : associe une pièce donnée de la liste au schéma. Seules les pièces avec une référence sont illustrées sur le schéma. Les pièces représentées sur le schéma sans référence servent uniquement à illustrer l'ensemble.

Part number - Numéros de pièce à utiliser lors de la commande de pièces de rechange.

Si aucun numéro de pièce n'est indiqué, le composant n'est pas disponible en tant que pièce de rechange.

Pour les pièces contenues dans un kit, le numéro de kit est mentionné à la ligne ci-dessous. Pour voir le contenu du kit en détail, consulter le chapitre « 1 – Service Kits ».

Un numéro de pièce précédé d'un point noir est compris dans l'ensemble ci-dessus.

Remarks : informations supplémentaires sur le numéro de pièce ci-dessus.

Substituted by : le numéro de pièce ci-dessus a été remplacé par un autre numéro de pièce suite à une mise à jour ou une révision.

Qty - Quantité : indique le nombre de pièces en fonction du numéro de pièce correspondant. « AR » signifie « As required » (autant que nécessaire) : quantité ou nombre à définir.

Name - Désignation de la pièce : les traductions des désignations anglaises sont disponibles dans le document « Glossary of part names ».

Validity - Définit le délai et le type/version de machines pour lesquels les pièces sont valides. Pour plus de détails sur les codes utilisés dans le modèle de validité, voir la légende en bas de page. Un modèle de validité mentionné dans le titre du chapitre s'applique à l'ensemble du chapitre. Le signe plus utilisé dans le modèle se comprend comme un « et », une virgule comme un « ou ». Les parenthèses regroupent les codes de validité, comme en mathématiques, voir l'exemple suivant :

« PRESS:8BAR + (FREQ:50HZ+MOVOL:500V , FREQ:60HZ+MOVOL:575V) » est valide pour des machines avec une pression de service de 8 bar et une fréquence de 50 Hz et une tension d'alimentation de 500 V ou une pression de service de 8 bar et une fréquence de 60 Hz et une tension d'alimentation de 575 V.

EL - Référence sur le schéma ou le composant à l'intérieur de l'armoire électrique.

R. - Remarque : informations supplémentaires sur la pièce. Pour plus de détails, voir le bas de page.

HU - Magyar

1 ALKATRÉSZRENDELÉS

Mindig adja meg a cikkszámot, a kért elemek nevét és mennyiségét, valamint a típust és a gyári számot.

2 A TÁBLÁZAT OSZLOPAI

Ref - Hivatkozási szám: a felsorolt alkatrészt a megfelelő ábrához társítja. A rajzon csak hivatkozási számmal ellátott alkatrészek láthatók. Az ábrán a hivatkozási számmal nem rendelkező alkatrészek csak az összeszerelés módját illusztrálják.

Part number - A pótalkatrészek rendelésénél használandó cikkszám.

Ha nincs megadva cikkszám, az adott alkatrész nem kapható pótalkatrészként.

Azokra az alkatrészekre, amelyek egy készlet részeként kaphatók, a készlet cikkszámára vonatkozik, amely az alsó sorban szerepel. A készlet teljes tartalmát lásd: „1 – Service Kits” című fejezet.

Ha egy cikkszámot pont előz meg, az illető alkatrész a közvetlenül felette lévő sorban szereplő egység részét képezi.

Remarks: További információk a közvetlenül felette lévő sorban szereplő cikkszámra vonatkozóan.

Substituted by: A közvetlenül felette lévő sorban szereplő cikkszámot frissítés vagy új változat következtében új cikkszám váltotta fel.

Qty - Mennyiség: az adott hivatkozási számhoz kapcsolódó alkatrészek számát jelöli. Az „AR” jelentése „As required” (igény szerint): itt megadhatja a mennyiséget vagy a számot.

Name - Az alkatrész neve: az angol nyelvű elnevezések fordítása az „Glossary of part names” c. dokumentumban található.

Validity - Azt az időkeretet, továbbá azokat a géptípusokat/-verziókat adja meg, amelyekhez az alkatrész használható. Az érvényességi formulában használt kódok magyarázata a lap alján olvasható. A fejezetcímbe szereplő érvényességi formula az egész fejezetre érvényes. A formulában szereplő plusz (+) jel jelentése: „és”, a vessző (,) jelentése: „vagy”. A zárójelek a matematikában használt zárójelekhez hasonlóan csoportosítják az érvényességi kódokat; lásd a következő példát:

A „PRESS:8BAR + (FREQ:50HZ+MOVOL:500V , FREQ:60HZ+MOVOL:575V)” 8 bar üzemi nyomású, 50 Hz frekvenciájú és 500 V tápfeszültségű, vagy 8 bar üzemi nyomású, 60 Hz frekvenciájú és 575 V tápfeszültségű berendezéseket jelöl.

EL - Hivatkozás az elektromos szekrényen belüli ábrára vagy alkatrészre.

R. - Megjegyzések: Az alkatrésszel kapcsolatos további információk. A magyarázat a lap alján található.

IT - Italiano

1 ORDINE DEI RICAMBI

Specificare sempre il numero categorico, il nome e la quantità degli articoli richiesti, oltre al tipo e al numero di serie della macchina.

2 COLONNA DELLE INFORMAZIONI

Ref - Numero di riferimento: associa un ricambio specifico dalla lista all'illustrazione. Nell'illustrazione sono mostrati solo ricambi dotati di numero di riferimento. I ricambi presenti nell'illustrazione privi di numero di riferimento sono riportati semplicemente per illustrare il montaggio.

Part number - Numero categorico da utilizzare per l'ordine di parti di ricambio.

Quando non è specificato alcun numero categorico, il componente non è disponibile come parte di ricambio.

I ricambi contenuti in un kit avranno il numero di kit riportato nella riga sottostante. Per il contenuto completo del kit vedere il capitolo "1 – Service kits".

Un numero categorico preceduto da un punto nero fa parte del gruppo immediatamente precedente.

Remarks: le informazioni aggiuntive relative al numero categorico sono riportate in alto.

Substituted by: il numero categorico immediatamente precedente è stato sostituito da un altro numero categorico a causa di un aggiornamento o di una revisione.

Qty - Quantità: indica il numero di ricambi corrispondenti al numero di riferimento. "AR" significa "As required" (Secondo necessità): quantità o numero da definire.

Name - Nome parte: la traduzione dei termini dall'inglese è reperibile nel documento "Glossary of part names".

Validity - Definisce i tempi e il tipo/versione di macchine per le quali il ricambio è valido. La legenda in fondo alla pagina riporta una spiegazione dei codici utilizzati nello schema di validità. Uno schema di validità menzionato nel titolo del capitolo si applica all'intero capitolo. Un segno più nello schema deve essere interpretato come "e", una virgola come "o". Tra le parentesi sono raggruppati i codici di validità, al pari delle parentesi matematiche, vedere il seguente esempio:

"PRESS:8BAR + (FREQ:50HZ+MOVOL:500V , FREQ:60HZ+MOVOL:575V)" è valido per le macchine con pressione di esercizio di 8 bar e 50Hz di frequenza e una tensione di alimentazione di 500 V, o con pressione di esercizio di 8 bar, frequenza di 60Hz e tensione di alimentazione di 575 V.

EL - Riferimento all'illustrazione o al componente all'interno dell'armadio elettrico.

R. - Note: informazioni aggiuntive sulla spiegazione dei ricambi sono reperibili in fondo alla pagina.

JA - 日本の

1 部品の注文

部品番号、注文するアイテムの名称および数量、機器のタイプおよびシリアル番号を必ず指定してください。サービスマーク“ ”のついたページにはサービスキットの部品が記載されています。キットの内容物については、第1章「サービスキット」を参照してください。

2 各列の説明

Ref. - 参照番号：リストの部品が図のどこにあるかを示します。参照番号がある部品のみが図に示されています。参照番号がない部品はアセンブリを表現するため便宜上表記されています。

Part number - 部品番号：部品番号が示されていない部品は、スペア部品としては提供されていません。太字の行はアセンブリを示します。番号の後に黒い点が付いている部品は、すぐ上にある太字のアセンブリを構成しています。

“<<< >>>”は、“Name”と同じタイトルの別のリストを示します。

“**Ref.**”または“Name”行の下に、特定の部品の部品番号が記載されている場合は、機器のタイプ/バージョンに応じて部品を選択してください。

Qty - 数量：参照番号に対応する部品の数量を示します。„AR”は「必要に応じて」を意味し、必要に応じて数量または番号を指定します。

Name - 部品名：英語に対応する各言語の名称は「Glossary of part names」（部品名称対応表）に記載されています。

Remarks - 部品に関する追加情報です。

一連の文字列は特定の部品が指定認定団体によって承認されていることを示し、リストのコードまたは規定に準拠しています。

測定値はミリメートル単位で示されています。

LT - Lietuvos

1 DALIŲ UŽSAKYMAS

Visada nurodykite pageidaujamos prekės dalies numerį, pavadinimą ir kiekį. Taip pat nurodykite įrenginio tipą ir serijos numerį.

2 INFORMACIJA STULPELIUOSE

Ref - Nuorodos numeris: susieja konkrečią dalį iš sąrašo su brėžiniu. Brėžinyje rodomos tik nuorodos numerį turinčios dalys. Brėžinyje parodytos dalys be nuorodos numerio yra tiesiog įrenginio iliustracija.

Part number - Dalies numeris, naudojamas užsakant atsargines dalis.

Jei dalies numeris nenurodytas, komponentas negalimas kaip atsarginė dalis.

Rinkinyje esančios dalys turi rinkinio numerį, minimą apatinėje eilutė. Visą rinkinio turinį gali pamatyti skyriuje „1 – Service kits“.

Jei prieš dalies numerį yra juodas taškas, jis yra viršuje pateiktame įrenginyje.

Remarks: papildoma dalies numerio informacija pateikta dešinėje pusėje viršuje.

Substituted by: dešinėje viršuje nurodytas dalies numeris buvo pakeistas kitu dalies numerio, nes vyko atnaujinimas arba revizija.

Qty - Kiekis: pateikiamas dalių, kurioms priskiriamas atitinkamas nuorodos numeris, skaičius. „AR” reiškia „Priklausomai nuo poreikio”: kiekis arba skaičius bus nustatytas to prireikus.

Name - Dalies pavadinimas: anglų kalba pateiktų pavadinimų vertimus rasite dokumente „Glossary of part names“.

Validity - Apibūdinamas laikotarpis ir įrenginio tipas / versija, kurioms dalis tinka. Tinkamumo šablone naudojami kodai paaiškinti puslapio apačioje esančioje legendoje. Tinkamumo šablonas skyriaus pavadinimas taikomas visam skyriui. Pliuso ženklas šablone reiškia „ir”, o kablelis – „arba”. Skliaustais grupuojami tinkamumo kodai (kaip ir matematiniai veiksmai), žr. pavyzdį:

„PRESS:8BAR + (FREQ:50HZ+MOVOL:500V , FREQ:60HZ+MOVOL:575V)” tinka įrenginiams, kurių darbinis slėgis yra 8 barai, dažnis yra 50 Hz, o maitinimo įtampa yra 500 V, arba darbinis slėgis yra 8 barai, dažnis yra 60 Hz, o maitinimo įtampa yra 575 V.

EL – Nuoroda į brėžinį arba komponentą elektros modulio viduje.

R. – Pastabos: papildoma informacija apie dalį. Paaiškinimus galite rasti puslapio apačioje.

LV - Latvijas

1. DETAĻU PASŪTĪŠANA

Vienmēr norādiet detaļas numuru, nosaukumu un vajadzīgo daudzumu, kā arī iekārtas tipu un sērijas numuru.

2. KOLONNAS INFORMĀCIJA

Ref – Atsauces numurs: saista konkrētu sarakstā esošo detaļu ar rasējumu. Rasējumā tiek parādītas tikai detaļas ar atsaucē numuru. Detaļas rasējumā bez atsaucē numura paredzētas vienīgi tam, lai attēlotu attiecīgo mezglu.

Part number – Detaļas numurs, kas jāizmanto, pasūtot rezerves daļas.

Ja detaļas numurs nav norādīts, attiecīgais komponents nav pieejams kā rezerves daļa.

Komplektā iekļautām detaļām nākamajā rindā būs norādīts komplekta numurs. Komplekta pilnīgs saturs aprakstīts nodaļā "1 – Service kits".

Ja pirms detaļas numura ir melns punkts, tā ir iekļauta iepriekš attēlotajā mezglā.

Remarks: papildinformācija par iepriekšējo detaļas numuru.

Substituted by: iepriekšējais detaļas numurs ir aizstāts ar citu detaļas numuru atjaunināšanas vai pārskatīšanas dēļ.

Qty – Daudzums: apzīmē detaļu skaitu attiecīgajam atsaucē numuram. "AR" nozīmē "pēc nepieciešamības": jānosaka daudzums vai numurs.

Name – Detaļas nosaukums: angļu valodas nosaukumu tulkojumi ir atrodamī dokumentā "Glossary of part names".

Validity – Nosaka iekārtu derīguma periodu un tipu/versiju. Derīguma norādē iekļauto kodu skaidrojums ir norādīts eksplikācijā lappuses apakšdaļā. Nodaļas virsrakstā minētā derīguma norāde attiecas uz visu nodaļu. Pluszīme norādē jāinterpretē kā "un", bet komats kā "vai". Iekavas grupē derīguma kodus līdzīgi kā iekavas matemātikā, piemēram: "PRESS:8BAR + (FREQ:50HZ+MOVOL:500V , FREQ:60HZ+MOVOL:575V)" ir derīgs iekārtām ar 8 bāru darba spiedienu, 50 Hz frekvenci un 500 V barošanas spriegumu vai iekārtām ar 8 bāru darba spiedienu, 60 Hz frekvenci un 575 V barošanas spriegumu.

EL – Atsauce uz rasējumu vai elektrosadales skapja komponentu.

R. – Piezīmes: papildinformācija par detaļu. Skaidrojums atrodams lappuses apakšdaļā.

NL - Nederlands

1 BESTELLEN VAN ONDERDELEN

Vermeld altijd het onderdeelnummer, de benaming en de hoeveelheid van de gewenste onderdelen, alsmede het type en het serienummer van de machine.

2 KOLOMINFORMATIE

Ref. - Referentienummer: koppelt een specifiek onderdeel in de lijst aan de desbetreffende tekening. Alleen onderdelen met een referentienummer zijn in de tekening afgebeeld. Onderdelen zonder referentienummer die op de tekening voorkomen, worden slechts getoond om het geheel te illustreren.

Part number - Onderdeelnummer dat wordt gebruikt voor het bestellen van reserveonderdelen.

Indien geen onderdeelnummer is aangegeven, is de betreffende component niet als reserveonderdeel verkrijgbaar.

Van onderdelen uit een kit wordt het kitnummer op de regel eronder vermeld. Voor de volledige inhoud van de kit, zie paragraaf "1 - Service kits".

Een onderdeel waarvan het nummer gevolgd wordt door een zwart rondje, maakt deel uit van het vet afgedrukte samenstel direct erboven.

Remarks: aanvullende informatie voor het onderdeelnummer direct erboven.

Substituted by: het nummer direct erboven is vervangen door een ander onderdeelnummer als gevolg van een update of herziening.

Qty - Hoeveelheid: geeft het aantal onderdelen aan met betrekking tot met het overeenkomstige referentienummer. "AR" betekent "As required": de hoeveelheid of het aantal moet nader worden bepaald.

Name - Naam van het onderdeel: vertalingen van de Engelse benamingen zijn te vinden in het document "Glossary of part names".

Validity - Bepaalt het tijdsframe en type/versie van de machines waarvoor het onderdeel geldig is. Verklaring van de codes die in het geldigheidspatroon zijn gebruikt, vindt u in de legenda onder aan de pagina. Een geldigheidspatroon vermeld in de titel van het hoofdstuk is van toepassing op het hele hoofdstuk. Een plusteken in het patroon staat voor 'en' en een komma voor 'of'. Haakjes groeperen de geldigheidscodes, vergelijkbaar met die in de wiskunde, zie het volgende voorbeeld:

"PRESS:8 BAR + (FREQ:50HZ+MOVOL:500V, FREQ:60HZ+MOVOL:575V)" is geldig voor machines met een werkdruk van 8 bar, 50Hz-frequentie en 500V-voedingsspanning of een werkdruk van 8 bar, 60Hz-frequentie en 575V-voedingsspanning.

EL - Referentie van de tekening of het onderdeel in de elektrische aansluitkast.

R. - Opmerkingen: extra informatie over het onderdeel. Uitleg vindt u onder aan de pagina.

NO - Norsk

1 BESTILLE DELER

Spesifiser alltid delenummeret, navnet og antallet til den nødvendige artikkelen, samt typen og serienummeret til maskinen.

2 KOLONNEINFORMASJON

Ref – Referansenummer: knytter en spesifikk del fra listen til tegningen. Kun delene med et referansenummer vises i tegningen. Delene i tegningen som vises uten et referansenummer, er kun tatt med for å illustrere monteringen.

Part number – Delenummer skal brukes ved bestilling av reservedeler.

Når det er ikke er spesifisert et delenummer, er ikke komponenten tilgjengelig som en reservedel.

Deler som inngår i et sett, har settnummeret nevnt på linjen nedenfor. Du finner fullstendig oversikt over innholdet i settet i kapittel 1 – Service kits.

Et delenummer med en svart prikk foran er en del av settet rett ovenfor.

Remarks: ytterligere informasjon om delenummeret rett ovenfor.

Substituted by: Delenummeret rett ovenfor har blitt erstattet av et annet delenummeret på grunn av en oppdatering eller revisjon.

Qty – Antall: angir antall deler av det tilhørende referansenummeret. AR betyr Etter behov: Antallet er ikke bestemt.

Name – Delenavn: Du finner oversettelser av de engelske navnene i dokumentet «Glossary of part names».

Validity – Definerer tidsrommet og maskintypen/-versjonen som delen er gyldig for. Du finner en oversikt over kodene som brukes i gyldighetsmønsteret, i forklaringen nederst på siden. Et gyldighetsmønster som nevnes i kapittel tittelen, gjelder for hele kapittelet. Et pluss-tegn i mønsteret skal tolkes som "og", mens et komma skal tolkes som "eller". Parenteser deler inn gyldighetskodene, omtrent på samme måte som matematiske parenteser. Se følgende eksempel:

"PRESS:8BAR + (FREQ:50HZ+MOVOL:500V , FREQ:60HZ+MOVOL:575V)" er gyldig for maskiner med arbeidstrykk på 8 bar, frekvens på 50 Hz og forsyningsspenning på 500 V; eller arbeidstrykk på 8 bar, frekvens på 60 Hz og forsyningsspenning på 575V.

EL – Referanse til tegningen eller komponentene inne i koplingsskapet.

R. – Kommentarer: Ekstra informasjon om delen. Du finner en forklaring nederst på siden.

PL - Polski

1 ZAMAWIANIE CZĘŚCI

Podczas zamawiania produktów należy zawsze podawać następujące informacje: numer części, nazwę i liczbę produktów, a także typ i numer seryjny urządzenia.

2 OBJAŚNIENIE NAZW KOLUMN

Ref. — numer referencyjny: informuje, na którym rysunku można znaleźć konkretną część z listy. Na rysunku zamieszczone są wyłącznie części opatrzone numerem referencyjnym. Części bez przypisanego numeru referencyjnego zostały zamieszczone na rysunku wyłącznie w celu prawidłowego zilustrowania montażu.

Part number — numer części stosowany podczas zamawiania części zamiennych.

W przypadku braku numeru części danej pozycji nie można zamówić jako części zamiennej.

Jeśli dana część jest elementem zestawu, w kolejnym wierszu znajduje się numer zestawu. Informacje na temat pełnej zawartości zestawu można znaleźć w rozdziale „1 – Service kits”.

Jeśli numer części poprzedza czarna kropka, dana część jest elementem zestawu opisanego powyżej.

Remarks: dodatkowe informacje na temat numeru części zamieszczonego powyżej.

Substituted by: numer części zamieszczony powyżej został zastąpiony innym numerem części na skutek modernizacji lub aktualizacji.

Qty — ilość: oznacza liczbę części w odniesieniu do danego numeru referencyjnego. Symbol „AR” oznacza „zależnie od wymagań”: liczba lub numer do ustalenia.

Name — nazwa części: tłumaczenia nazw angielskich znajdują się w dokumencie „Glossary of part names”.

Validity — wskazuje ramy czasowe oraz typ/wersję urządzenia, do którego przeznaczona jest część. Kody wykorzystywane we wzorze przydatności zostały objaśnione w legendzie u dołu strony. Wzór przydatności wspomniany w tytule rozdziału dotyczy całego rozdziału. Znak dodawania we wzorze należy interpretować jako słowo „i”, natomiast przecinek — jako słowo „lub”. Nawiasy pełnią tu funkcję podobną do nawiasów w matematyce — grupują kody przydatności — jak w poniższym przykładzie:

kod „PRESS:8BAR + (FREQ:50HZ+MOVOL:500V , FREQ:60HZ+MOVOL:575V)” dotyczy maszyn o ciśnieniu roboczym 8 bar, częstotliwości 50 Hz i napięciu zasilania 500 V lub o ciśnieniu roboczym 8 bar, częstotliwości 60 Hz i napięciu zasilania 575 V.

EL — odnośnik do rysunku lub podzespołu wewnątrz szafki rozdzielczej.

R. — uwagi: dodatkowe informacje na temat części. Wyjaśnienie znajduje się u dołu strony.

PT - Português

1 ENCOMENDA DE PEÇAS

Especifique sempre a referência da peça, o nome e a quantidade de itens pretendidos, bem como o tipo e o número de série da máquina.

2 INFORMAÇÕES DAS COLUNAS

Ref - Número de referência: associa uma peça específica da lista ao desenho. Neste último, são apresentadas apenas as peças com um número de referência. As peças apresentadas no desenho sem um número de referência destinam-se simplesmente a ilustrar o processo de montagem.

Part number - Referência da peça a utilizar no caso de encomenda de peças sobresselentes.

Se não for especificada uma referência da peça, significa que o componente não se encontra disponível como uma peça sobresselente.

As peças incluídas num kit terão o número do kit mencionado na linha abaixo. Para obter informações sobre o conteúdo completo do kit, consulte o capítulo "1 - Service kits".

Uma referência da peça precedida de um ponto preto está incluída no processo de montagem imediatamente acima mencionado.

Remarks: encontra informações adicionais sobre a referência da peça imediatamente acima.

Substituted by: a referência da peça imediatamente acima foi substituída por outra referência devido a uma actualização ou revisão.

Qty - Quantidade: indica o número de peças em relação ao número de referência correspondente. "AR" (As required) significa "Como exigido": quantidade ou número a determinar.

Name - Nome da peça: encontra as traduções dos nomes em inglês no documento "Glossary of part names".

Validity - Define o período de tempo e o tipo/versão de máquinas para que a peça é válida. Encontra a explicação sobre os códigos utilizados no padrão de validade na legenda situada no final da página. Um padrão de validade mencionado no título do capítulo aplica-se a todo o capítulo. Um sinal de adição no padrão deve ser interpretado como "e", ao passo que uma vírgula deve ser interpretada como "ou". Os parênteses agrupam os códigos de validade, da mesma forma que os parênteses utilizados em operações matemáticas; veja o seguinte exemplo:

"PRESS:8BAR + (FREQ:50HZ+MOVOL:500V , FREQ:60HZ+MOVOL:575V)" é válido para máquinas com uma pressão de trabalho de 8 bar, uma frequência de 50 Hz e uma tensão de alimentação de 500 V ou uma pressão de trabalho de 8 bar, uma frequência de 60 Hz e uma tensão de alimentação de 575 V.

EL - Referência ao desenho ou ao componente dentro do compartimento eléctrico.

R. - Observações: informações adicionais sobre a peça. Encontra a explicação no final da página.

RO - român

1 COMANDAREA PIESELOR

Indicați întotdeauna numărul de catalog, numele și cantitatea articolelor solicitate, precum și tipul și numărul de serie al mașinii.

2 INFORMAȚIILE DIN COLOANE

Ref. - Numărul de referință: face legătura între o piesă din listă și una din schemă. Numai piesele care au un număr de referință apar în schemă. Piesele din schemă care nu au un număr de referință sunt incluse doar pentru a clarifica modul de asamblare.

Part number - Numărul de catalog este utilizat pentru comandarea pieselor de schimb.

Atunci când nu este specificat un număr de catalog, componenta nu este disponibilă ca piesă de schimb.

Pentru piesele incluse în kituri, numărul kitului este menționat pe rândul următor. Pentru conținutul complet al kitului, consultați capitolul „1 - Service kits”.

Un număr de catalog precedat de un punct negru este inclus în ansamblul aflat chiar deasupra acestuia.

Remarks: Informații suplimentare privind numărul de catalog de mai sus.

Substituted by: Numărul de catalog de mai sus a fost înlocuit de un alt număr de catalog din cauza unei actualizări sau a unei revizuirii.

Qty - Cantitate: indică numărul de piese care au numărul de referință corespunzător. „AR” este abrevierea pentru „As required”: cantitatea și numărul vor fi determinate conform necesităților.

Name - Numele piesei: traducerile numelor din engleză se află în documentul „Glossary of part names”.

Validity - Definește perioada de valabilitate și tipul/versiunea utilajelor cu care piesa este compatibilă. Clarificarea codurilor utilizate în modelul de valabilitate poate fi găsită în legenda din partea de jos a paginii. Un model de valabilitate menționat în titlul unui capitol se aplică întregului capitol. Un semn plus care apare într-un model va fi interpretat drept „și”, virgulă ori „sau”. Codurile de valabilitate sunt grupate cu ajutorul unor paranteze având o funcție similară parantezelor matematice, a se vedea exemplul de mai jos:

„PRESS:8BAR + (FREQ:50HZ+MOVOL:500V , FREQ:60HZ+MOVOL:575V)” indică valabilitatea pentru utilajele cu presiune de lucru de 8 bari, frecvență de 50 Hz și tensiune de alimentare de 500 V sau presiune de lucru de 8 bari, frecvență de 60 Hz și tensiune de alimentare de 575 V.

EL - Referire la schemă sau la componenta din cofretul electric.

R. - Observații: informații suplimentare privind piesa. Explicațiile pot fi găsite în partea de jos a paginii.

RU - русский

1 ЗАКАЗ ДЕТАЛЕЙ

Всегда указывайте номер по каталогу, наименование и количество требуемых позиций, а также тип и серийный номер машины.

2 ИНФОРМАЦИЯ

Ref - Ссылочный номер: соотносит деталь из списка со схемой. На схеме показаны только детали со ссылочным номером. Детали без ссылочного номера приведены на схемах только для демонстрации всего узла в сборе.

Part number - Номер детали, указываемый при заказе запасных частей.

Если номер детали не указан, то компонент недоступен в качестве отдельной запасной части.

Для деталей, входящих в состав комплекта, будут приведены номера этих комплектов, упомянутых строчкой ниже. Чтобы узнать полный состав комплекта см. раздел "1 – Service kits".

Деталь, перед номером которой стоит черная точка, входит в состав изображенного выше узла.

Remarks: дополнительная информация о номере приведенной выше детали.

Substituted by: номер изображенной выше детали был заменен другим номером по причине обновления или переработки.

Qty - Количество: указывает количество деталей относительно соответствующего ссылочного номера. „AR“ значит „As required“: количество или номер будут определены.

Name - Наименование детали: перевод англоязычных наименований можно найти в документе "Glossary of part names" (Словарь наименований деталей).

Validity - Определяет временные рамки и тип/версию машины, в которой используется деталь. Пояснение кодов, используемых в данной графе, можно найти в списке обозначений внизу страницы. Информация о совместимости, упомянутая в данной главе, актуальна для всей главы. Знак плюса в примечании о совместимости следует принимать за 'и', запятые — за 'или'. Скобки группируют коды совместимости по принципу, схожему с математическим. См. пример:

'PRESS:8BAR + (FREQ:50HZ+MOVOL:500V , FREQ:60HZ+MOVOL:575V)' применима в машинах с рабочим давлением 8 бар, частотой 50 Гц и напряжением источника питания 500 В или рабочим давлением 8 бар, частотой 60 Гц и напряжением источника питания 575 В.

EL – Ссылка на схему или компонент электрического шкафа.

R. – Примечания: дополнительная информация о детали. Пояснения приведены внизу страницы.

SK - slovenský

1 OBJEDNÁVANIE DIELOV

Vždy uveďte číslo dielu, názov a množstvo požadovaných položiek, ako aj typ a výrobné číslo zariadenia.

2 INFORMÁCIE V STĽPCOCH

Ref – Referenčné číslo: spája konkrétny diel v zozname s náčrtom. Na náčrte sú zobrazené len diely s referenčným číslom. Diely v náčrte bez referenčného čísla slúžia len na znázornenie zostavy.

Part number – Číslo dielu, ktoré treba použiť pri objednávaní náhradných dielov.

Ak nie je uvedené žiadne číslo dielu, daný komponent nie je k dispozícii ako náhradný diel.

Diely, ktoré sú súčasťou súpravy, majú v riadku nižšie uvedené číslo súpravy. Zoznam všetkých dielov v súprave nájdete v kapitole „1 – Service kits“.

Číslo dielu, pred ktorým sa nachádza čierna bodka, je súčasťou zostavy uvedenej nad ním.

Remarks: Ďalšie informácie o čísle dielu vyššie.

Substituted by: Číslo dielu uvedené vyššie bolo nahradené iným dielom kvôli inovácii alebo revízii.

Qty – Množstvo: Indikuje počet dielov v súvislosti s príslušným referenčným číslom. „AR“ znamená „As required“: množstvo alebo počet sa musí určiť.

Name – Názov dielu: Preklady anglických názvov nájdete v dokumente „Glossary of part names“ (Slovník názvov dielov).

Validity – Definuje časový rámec a typ/verziu zariadení, pre ktoré možno daný diel použiť. Informácie o význame kódov použitých v reťazci označujúcom platnosť nájdete v legende v spodnej časti strany. Reťazec označujúci platnosť uvedený v názve kapitoly sa vzťahuje na celú kapitolu. Znamienko plus v tomto reťazci znamená „a“ a čiarka znamená „alebo“. Zátvorky slúžia na zoskupenie kódov označujúcich platnosť podobne ako v matematických vzorcoch. Pozrite si nasledujúci príklad:

„PRESS:8BAR + (FREQ:50HZ+MOVOL:500V , FREQ:60HZ+MOVOL:575V)“ – platí pre zariadenia s pracovným tlakom 8 barov, frekvenciou 50 Hz a napájacím napätím 500 V alebo pracovným tlakom 8 barov, frekvenciou 60 Hz a napájacím napätím 575 V.

EL – Odkaz na náčrt komponentu v elektrickej skrini.

R. – Poznámky: Ďalšie informácie o danom diele. Vysvetlenie nájdete v spodnej časti stránky.

SL - slovenščina

1 NAROČANJE DELOV

Vedno navedite številko dela, ime in količino zahtevanih predmetov ter tip in serijsko številko stroja.

2 INFORMACIJE O STOLPCU

Ref - Referenčna številka: povezuje določen navedeni del z risbo. Na risbi so prikazani samo deli z referenčno številko. Deli na risbi, ki nimajo referenčne številke, so namenjeni samo prikazu sklopa.

Part number - Številko dela uporabite pri naročanju nadomestnih delov.

- Če številka dela ni navedena, komponenta ni na voljo kot nadomestni del.

Za dele, ki so del kompleta, bo v spodnji vrstici navedena tudi številka kompleta. Celotno vsebino kompleta si oglejte v poglavju "1 – Service kits".

Številka dela, pred katero je črna pika, spada v sklop tik zgoraj.

Remarks: dodatne informacije o številki dela tik zgoraj.

Substituted by: številka dela tik zgoraj je zamenjana z drugo številko dela, zaradi posodobitve ali revizije.

Qty Količina: določa število delov v povezavi z ustrežno referenčno številko. Kratica "AR" pomeni "As required" (kot je zahtevano): količina ali število za določitev.

Name - Ime dela: prevodi angleških imen se nahajajo v dokumentu "Glossary of part names".

Validity - Določa časovni razpon in tip/različico stroja, ki veljata za del. Razlago kod, ki se uporabljajo v vzorcu veljavnosti, najdete v legendi na dnu strani. Vzorec veljavnosti, ki je naveden v naslovu poglavja, velja za celotno poglavje. Znak plus v vzorcu lahko pomeni besedo "in", vejico ali besedo "ali". Oklepaji združujejo kode veljavnosti, podobno kot oklepaji pri matematiki; glejte spodnji primer:

"PRESS:8BAR + (FREQ:50HZ+MOVOL:500V , FREQ:60HZ+MOVOL:575V)" velja za stroje z delovnim tlakom 8 barov in frekvenco 50 Hz ter napajalno napetostjo 500 V, ali z delovnim tlakom 8 barov, frekvenco 60 Hz in napajalno napetostjo 575 V.

EL – Referenca za risbo ali komponenta znotraj električne omarice.

R. – Opombe: dodatne informacije o delu. Razlago lahko najdete na dnu strani.

SV - Svenska

1 BESTÄLLA DELAR

Ange alltid reservdelsnummer, namn och antal delar som önskas, samt typbeteckning och tillverkningsnummer på maskinen.

2 SPALTINFORMATION

Ref. – Referensnummer: kopplar ihop en viss reservdel i förteckningen med ritningen. Endast reservdelar med referensnummer visas i ritningen. Reservdelar som saknar referensnummer i ritningen finns med för att illustrera själva monteringen.

Part number – Reservdelsnummer som används vid beställning av reservdelar.

Om reservdelsnummer saknas finns komponenten inte som reservdel.

Delar som tillhör en sats har satsnumret angivet på raden nedanför. Se kapitel "1 – Service kits" för satsens kompletta innehåll.

Ett reservdelsnummer som föregås av en svart punkt finns med i enheten direkt ovanför.

Remarks: Ytterligare information om reservdelsnumret direkt ovanför.

Substituted by: Reservdelsnumret direkt ovanför har ersatts med ett annat reservdelsnummer på grund av en uppdatering eller revision.

Qty – Antal: Anger hur många delar som är kopplade till motsvarande referensnummer. "AR" betyder "As required" (som erfordras): Antal eller nummer bestäms senare.

Name - Reservdelsbeteckningar: Översättningar av de engelska beteckningarna återfinns i dokumentet "Glossary of part names" (Ordlista med reservdelsbeteckningar).

Validity – Definierar tidsramen och typ/version av maskin som reservdelen passar för. En förklaring av koderna som används i giltighetsmönstret finns i symbolförklaringen längst ner på sidan. Ett giltighetsmönster som nämns i ett kapitel gäller för hela kapitlet. Ett plustecken i mönstret ska tolkas som "och" och ett komma som "eller". Parenteser grupperar giltighetskoderna i likhet med parenteser inom matematiken. Se följande exempel:

"PRESS:8BAR + (FREQ:50HZ+MOVOL:500V , FREQ:60HZ+MOVOL:575V)" gäller maskiner med 8 bar arbetstryck, 50 Hz frekvens och 500 V matningsspänning, eller 8 bar arbetstryck, 60 Hz frekvens och 575 V matningsspänning.

EL – Referens till ritningen eller komponenten inuti elskåpet.

R. – Anmärkningar: Extra information om reservdelen. En förklaring finns längst ner på sidan.

TR - Türk

1 PARÇA SİPARİŞİ

Her zaman gereken parçaların parça numarası, adı ve miktarının yanı sıra makinenin tipini ve seri numarasını da belirtin.

2 SÜTUN BİLGİLERİ

Ref - Referans numarası: Listenin belirli bir bölümünü çizime bağlar. Yalnızca referans numarası olan parçalar çizimde gösterilir. Çizimde referans numarası olmayan parçalar yalnızca mekanizmanın tamamını göstermek için konulmuştur.

Part number - Yedek parça siparişi verirken kullanılacak parça numarası.

Parça numarası belirtilmediğinde, bu bileşen bir yedek parça olarak bulunmaz.

Bir kite dahil olan parçalar, alttaki satırda bulunan kit numarasına sahiptir. Kitin tüm içeriğini görmek için bkz. bölüm "1 – Service kits".

Önünde siyah nokta olan parça numaraları, hemen yukarıdaki mekanizmada bulunur.

Remarks: Hemen yukarıdaki parça numarası ile ilgili ek bilgiler.

Substituted by: Bir güncelleme veya revizyon nedeniyle hemen yukarıdaki parça numarası yerine başka bir parça numarası gelmiştir.

Qty - Miktar: İlgili referans numarasıyla ilgili parça sayısını gösterir. "AR" kısaltması "As required" (miktarı veya sayısı belirlenecek) anlamına gelir.

Name - Parça adı: İngilizce adların tercümeleri "Glossary of part names"(Parça adları sözlüğü) adlı belgede bulunabilir.

Validity - Parçanın geçerli olduğu zaman aralığını ve makine tiplerini/modellerini belirler. Geçerlilik düzeninde kullanılan kodların açıklamaları sayfanın alt kısmında bulunabilir. Bölüm başlığında bahsedilen bir geçerlilik düzeni, tüm bölüm için geçerlidir. Düzende bir artı işareti olması "ve", virgül işareti olması "veya" olarak anlaşılabilir. Geçerlilik kodları, matematikte kullanılan parantezlere benzer şekilde, parantezler ile gruplara ayrılır. Aşağıdaki örneğe bakabilirsiniz:

"PRESS:8BAR + (FREQ:50HZ+MOVOL:500V , FREQ:60HZ+MOVOL:575V)" düzeni 8 bar çalışma basıncı olan, 50 Hz frekanslı, 500 V besleme gerilimli makineler veya 8 bar çalışma basıncı, 60 Hz frekanslı ve 575 V besleme gerilimli makineler için geçerlidir.

EL - Elektrik panosu içindeki çizim veya parçaya referans anlamına gelir.

R. - Notlar: Parça hakkında ek bilgiler. Açıklamalar sayfanın alt kısmında bulunabilir.

ZH - 中国的

1 ##零件

#必###明所需物件的零件号、名称和数量，以及机器的#型和 序列号。

2 #信息

Ref - 参考#号：将列表中的具体零件与##相##。##中##示具有参考#号的零件。##中不#参考#号的零件只用于#明#成##。

Part number - ###件#需要使用零件号。

如果不###明零件号#，将无法以#件形式提供部件。

套件中包含的零件将具有下行所提的套件#号。有#套件的完整信息，#参#第 1 章 – Service kits 保#套件。

上方的#成中包含了零件号，零件号前加有#点符号。

Remarks (#注)：上方零件号的##信息。

Substituted by (取代)：上方的零件号因更新或版本原因更##其他零件号。

Qty - 数量：表示与##参考#号相#的零件数量。"AR" 表示“根据需要”：数量或数目待#定。

Name - 零件名称：“Glossary of names”(零件名称##)文#中提供了英文名称的##翻#。

Validity - 定##零件#用的##期限以及机器的#型/版本。本#底部的#例#有#性表#式#中使用的代##行了#明。章###中提及的有#性表#式#用于全部章#。表#式#中的加号表示“和”，逗号表示“或”。#括号用于#合有#代#，#似于数学括号，参#以下示例：'PRESS:8BAR + (FREQ:50HZ+MOVOL:500V , FREQ:60HZ+MOVOL:575V)' #用于以下机器：工作#力 8 bar，#率 50 Hz，#源## 500 V；或工作#力 8 bar，#率 60 Hz，#源## 575 V。

EL -参考##或##内部#件。

R. - #注：有#零件的#充信息。本#底部提供相##明。

2901 1105 00 - AIR/OIL F.KIT

	Qty	Name
•	1	SEAL
•	1	OIL FILTER
•	1	ELEMENT(AIRFILTER)
•	1	WASHER SEAL 1/2
•	1	INSTRUCTION

2901 1101 00 - INLET VALVE OVERHAUL KIT

	Qty	Name
•	1	MEMBRANE
•	1	DIAPHRAGM
•	1	O-RING
•	1	MUFFLER
•	1	SEAL WASHER

2901 1104 00 - INLET VALVE OVERHAUL KIT

	Qty	Name
•	1	O-RING
•	1	RETAINING RING
•	1	BUSHING
•	1	BEARING
•	4	SEAL WASHER
•	1	SPRING
•	1	VALVE (INLET)
•	1	SEAL WASHER
•	1	SERVICE DIAGRAM

2901 1864 00 - CHECK VALVE KIT(Z2008)

	Qty	Name
•	2	O-RING
•	2	O-RING
•	1	SPRING
•	1	CHECK VALVE
•	1	INSTRUCTION

2901 1115 00 - BREATHER KIT ZT15-22

	Qty	Name
•	1	PD 6 FILTER KIT
•	1	FILTER ELEMENT
•	1	O-RING
•	2	O-RING
•	1	SERVICE DIAGRAM

2901 1108 00 - OIL PUMP KIT

	Qty	Name
•	1	PIN
•	1	SEAL WASHER
•	1	O-RING
•	1	O-RING
•	1	ECCENTRIC RING
•	1	OIL PUMP
•	2	DISC SPRING

continues on next page ...

... continued from previous page

2901 1108 00 - OIL PUMP KIT

	Qty	Name
•	1	PARALLEL KEY
•	1	O-RING
•	1	RING
•	1	SERVICE DIAGRAM
•	1	

2901 1112 00 - DRIVE SHAFT BEAR. KIT

	Qty	Name
•	2	BALL BEARING
•	1	O-RING
•	1	O-RING
•	1	O-RING
•	1	RADIAL LIP SEAL
•	1	BUSHING
•	1	O-RING
•	1	O-RING
•	1	INSTRUCTION

2901 1866 00 - LP EXCHANGE KIT(Z2008)

	Qty	Name
•	1	O-RING
•	1	SEAL WASHER
•	1	O-RING
•	1	HEX SOCK. SCREW
•	1	O-RING
•	1	SEAL
•	1	O-RING
•	1	WASHER
•	1	SEAL
•	1	INSTR.
•	1	INSTRUCTION

2901 1865 00 - HP EL EXCHANGE KIT(Z2008)

	Qty	Name
•	1	O-RING
•	1	O-RING
•	1	O-RING 57.2 X 3
•	1	O-RING
•	2	SEAL
•	1	O-RING
•	1	O-RING
•	1	HEX SOCK. SCREW
•	1	O-RING
•	1	SEAL
•	2	RING SPRING
•	1	WASHER
•	1	O-RING
•	1	INSTR.
•	1	INSTRUCTION

2901 1867 00 - COOLER KIT ZT(Z2008)

Qty	Name
• 4	VIBRATION DAMPER
• 2	VIBRATION DAMPER
• 1	SEAL
• 2	O-RING
• 1	O-RING 57.2 X 3
• 1	INSTRUCTION

2901 1868 00 - COOLER KIT ZR (Z2008)

Qty	Name
• 6	SEAL
• 2	O-RING
• 2	SEAL
• 2	O-RING 57.2 X 3
• 4	VIBRATION DAMPER
• 1	INSTRUCTION

3001 1503 20 - KIT COOLER ZR

Qty	Name
• 1	HEXAGON PLUG
• 2	PLUG 1/4 A A
• 2	SEAL WASHER
• 4	O-RING
• 1	DIVISION RIB
• 1	RIB JOINT
• 2	O-RING
• 0	

2901 0633 20 - KIT SET OF WEARING PARTS

Qty	Name
• 0	OVERVIEW SERVICE KITS

2901 1122 00 - PM KIT (A)

Qty	Name
• 1	AIR/OIL F.KIT
• 1	BREATHING KIT ZT15-22

2901 1874 00 - PM KIT B Pack(Z2008)

Qty	Name
• 1	PM KIT (A)
• 1	INLET VALVE OVERHAUL KIT

2901 1601 00 - SERV.KIT 8000HRS

Qty	Name
• 1	STRAINER MD50/100A
• 1	DEMISTER-MD50-100/AIQ
• 1	RING SEAL
• 1	O-RING
• 1	O-RING
• 2	PLAIN WASHER(A) 13 X 24 X 2.5
• 1	O-RING
• 1	SEALING RING MD50/100

continues on next page ...

... continued from previous page

2901 1601 00 - SERV.KIT 8000HRS

	Qty	Name
•	1	SERVICE DIAGRAM

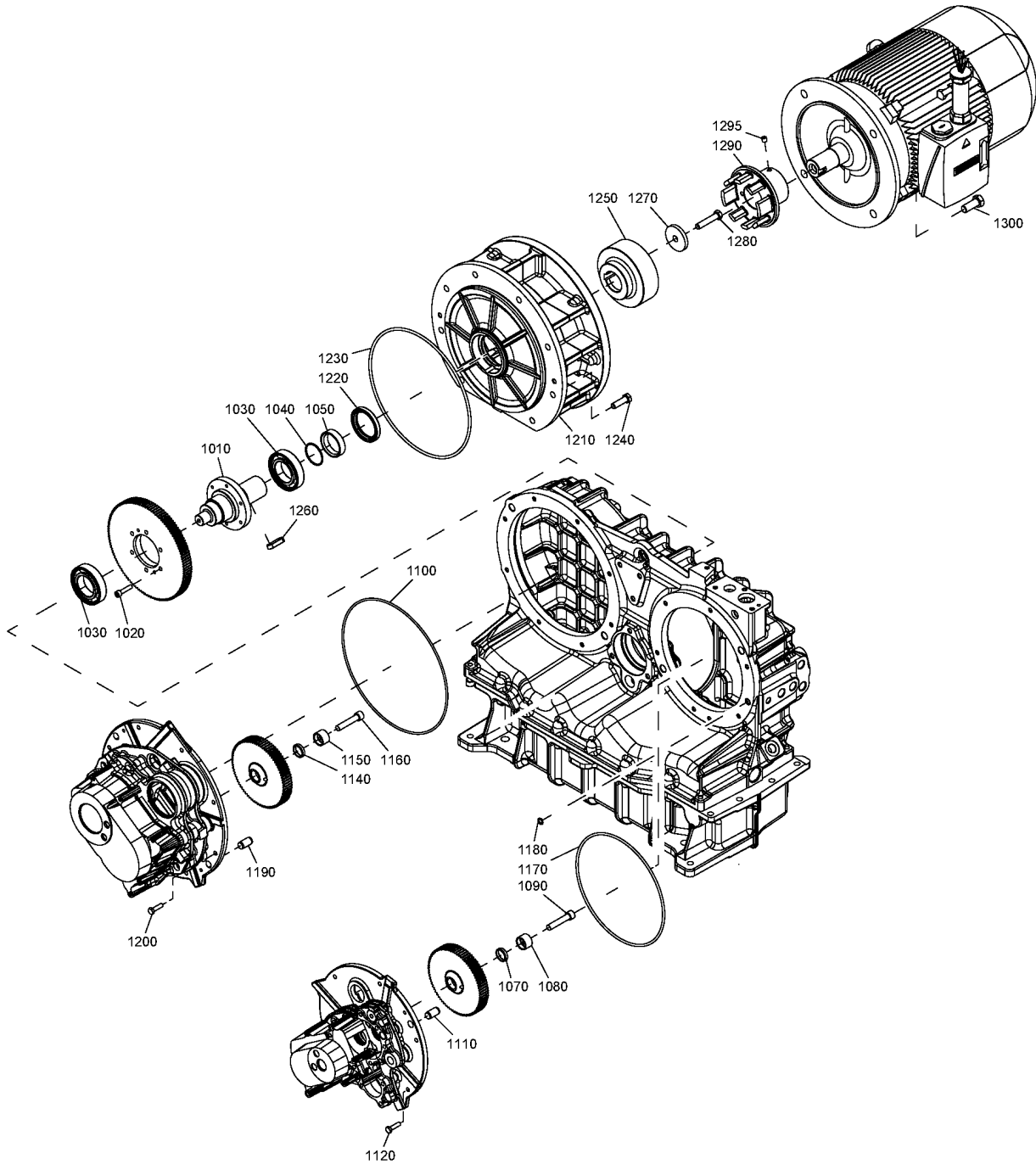
2901 1883 00 - PM KIT C Pack(Z2008)















	Qty	Name
•	1	PM KIT B Pack(Z2008)
•	1	CHECK VALVE KIT(Z2008)
•	1	INLET VALVE OVERHAUL KIT
•	8	COUPLING ELEMENT

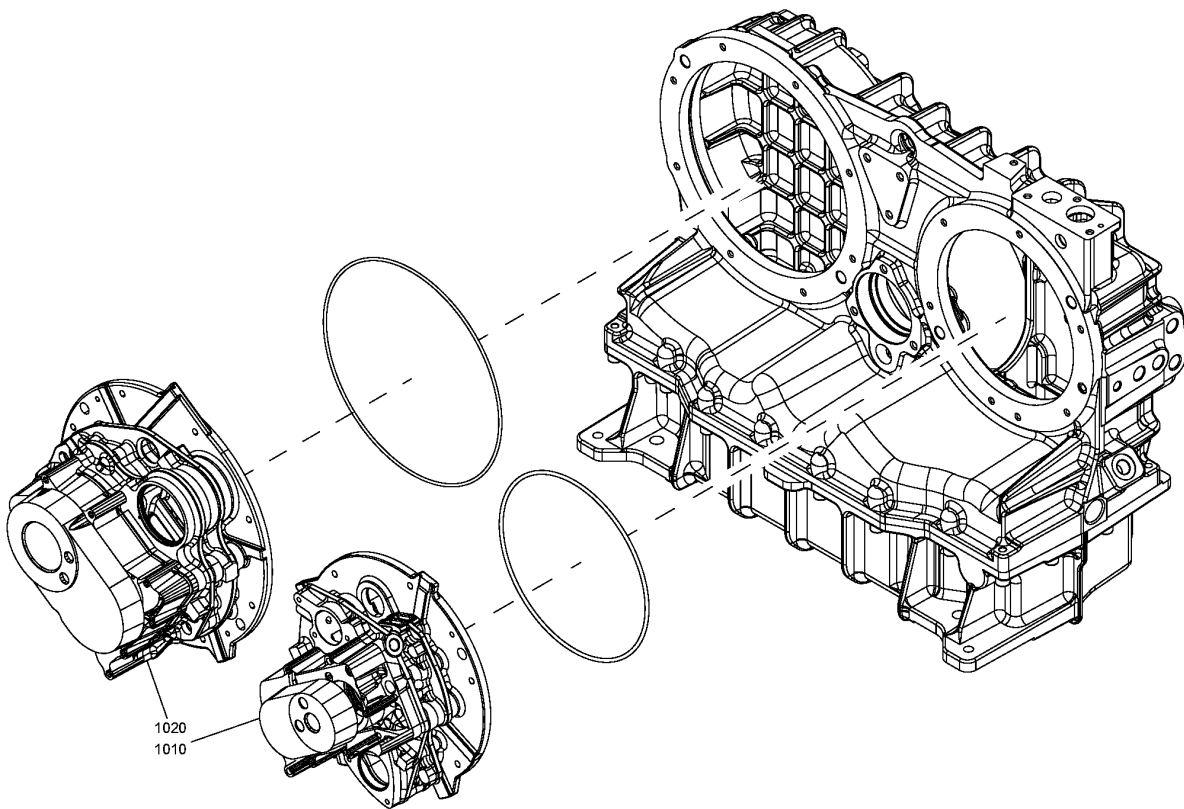
2901 1889 00 - PM KIT D Pack(Z2008)

	Qty	Name
•	1	PM KIT C Pack(Z2008)
•	1	OIL PUMP KIT
•	1	HP EL EXCHANGE KIT(Z2008)
•	1	LP EXCHANGE KIT(Z2008)
•	2	ABSORBER
•	1	VIBR. DAMPER
•	1	DRIVE SHAFT BEAR. KIT

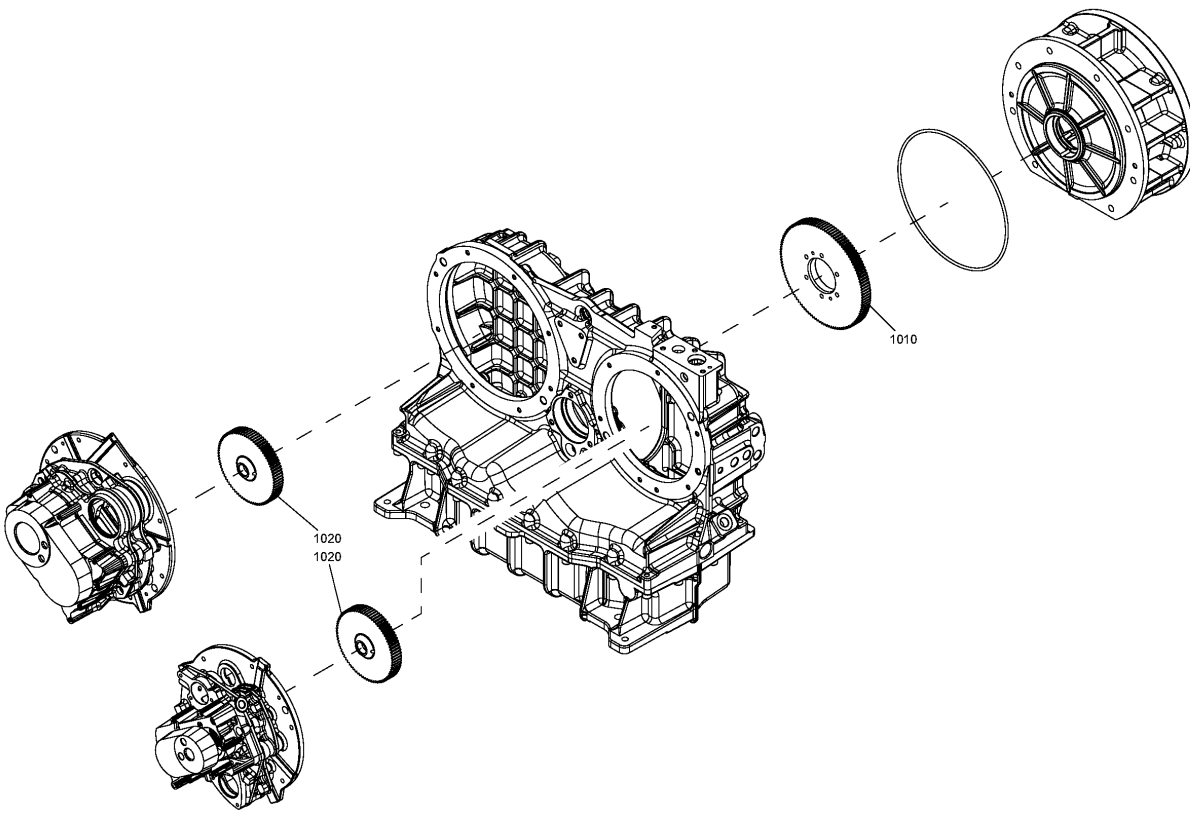
Ref	Part Number	Qty	Name	Validity
	2908 8503 00	AR	ROTO-Z 5 LITRES	
	2908 8501 01	AR	ROTO-Z 20 LITRES	
	2908 8500 00	AR	ROTO-Z 209 LITRES	



Ref	Part Number	Qty	Name	Validity
1010	1622 1140 00	1	DRIVE SHAFT	(03/11/2008 - ...)
1020	0211 1327 00	8	CAP SCREW	(03/11/2008 - ...)
1030		2	BALL BEARING	(03/11/2008 - ...)
	 Service kits:	2901 1112 00	- DRIVE SHAFT BEAR. KIT	
1040		1	O-RING	(03/11/2008 - ...)
	 Service kits:	2901 1112 00	- DRIVE SHAFT BEAR. KIT	
1050		1	BUSHING	(03/11/2008 - ...)
	 Service kits:	2901 1112 00	- DRIVE SHAFT BEAR. KIT	
1070		2	RING SPRING	(03/11/2008 - ...)
	 Service kits:	2901 1865 00	- HP EL EXCHANGE KIT(Z2008)	
1080		1	WASHER	(03/11/2008 - ...)
	 Service kits:	2901 1865 00	- HP EL EXCHANGE KIT(Z2008)	
1090		1	CAP SCREW	(03/11/2008 - ...)
	 Service kits:	2901 1865 00	- HP EL EXCHANGE KIT(Z2008)	
1100		1	O-RING	(03/11/2008 - ...)
	 Service kits:	2901 1866 00	- LP EXCHANGE KIT(Z2008)	
1110	0101 1621 00	2	PIN	(03/11/2008 - ...)
1120	0147 1326 03	8	HEX. HEAD SCREW	(03/11/2008 - ...)
1140	0339 1000 02	2	RING SPRING	(03/11/2008 - ...)
1150		1	WASHER	(03/11/2008 - ...)
	 Service kits:	2901 1866 00	- LP EXCHANGE KIT(Z2008)	
1160		1	CAP SCREW	(03/11/2008 - ...)
	 Service kits:	2901 1866 00	- LP EXCHANGE KIT(Z2008)	
1170		1	O-RING	(03/11/2008 - ...)
	 Service kits:	2901 1865 00	- HP EL EXCHANGE KIT(Z2008)	
1180		1	O-RING	(03/11/2008 - ...)
	 Service kits:	2901 1865 00	- HP EL EXCHANGE KIT(Z2008)	
1190	0101 1621 00	2	PIN	(03/11/2008 - ...)
1200	0147 1326 03	6	HEX. HEAD SCREW	(03/11/2008 - ...)
1210	1622-5994-00	1	COUPL. HOUSING	(09/04/2009 - ...)
	 Substituted by:	1622 2675 00	- COUPLING HOUSING (quantity: 1)	
1220		1	RADIAL LIP SEAL	(03/11/2008 - ...)
	 Service kits:	2901 1112 00	- DRIVE SHAFT BEAR. KIT	
1230		1	O-RING	(03/11/2008 - ...)
	 Service kits:	2901 1112 00	- DRIVE SHAFT BEAR. KIT	
1240	0147 1403 03	8	HEX. HEAD SCREW	(03/11/2008 - ...)
1250	1622 1136 00	1	COUPLING HALF	(03/11/2008 - ...)
1260	0337 8229 00	1	PARALLEL KEY	(03/11/2008 - ...)
1270	1613 4128 00	1	WASHER	(03/11/2008 - ...)
1280	0147 1407 03	1	HEXAGON BOLT	(03/11/2008 - ...)
1290	1622 1135 00	1	COUPLING HALF	(03/11/2008 - ...)
1295	• 0196 1356 00	1	SET SCREW	
1300	0147 1477 03	4	HEX. HEAD SCREW	(03/11/2008 - ...)



Ref	Part Number	Qty	Name	Validity
1010	1616 7271 81	1	ELEMENT HP	(03/11/2008 - ...)
1020	1616 7275 81	1	ELEMENT LP	(03/11/2008 - ...)



5 - Gear set ZR 30, ZT 30

MODEL:ZR30_08 , MODEL:ZT30_08

Ref	Part Number	Qty	Name	Validity
	1608 0902 20	1	GEAR SET	(30/07/2009 - ...) (FREQ:50HZ + HAT:Y + PRESS:8.6BAR , FREQ:60HZ + HAT:N + PRESS:7.5BAR)
	1608 0902 21			(30/07/2009 - ...) (HAT:N + PRESS:8.6BAR , HAT:Y + PRESS:7.5BAR) + FREQ:60HZ
	1608 0902 24			(30/07/2009 - ...) (HAT:N + PRESS:8.6BAR , HAT:Y + PRESS:7.5BAR) + FREQ:50HZ
	1608 0902 35			(30/07/2009 - ...) FREQ:50HZ + HAT:N + PRESS:7.5BAR
	1608 0902 45			(30/07/2009 - ...) FREQ:60HZ + HAT:Y + PRESS:8.6BAR
1010	•	1	GEAR WHEEL	
1020	•	1	GEAR WHEEL	

Legend:

FREQ:50HZ - Frequency:50 Hz

HAT:Y - High ambient temperature version:High ambient condition

PRESS:7.5BAR - Working pressure:7.5 bar

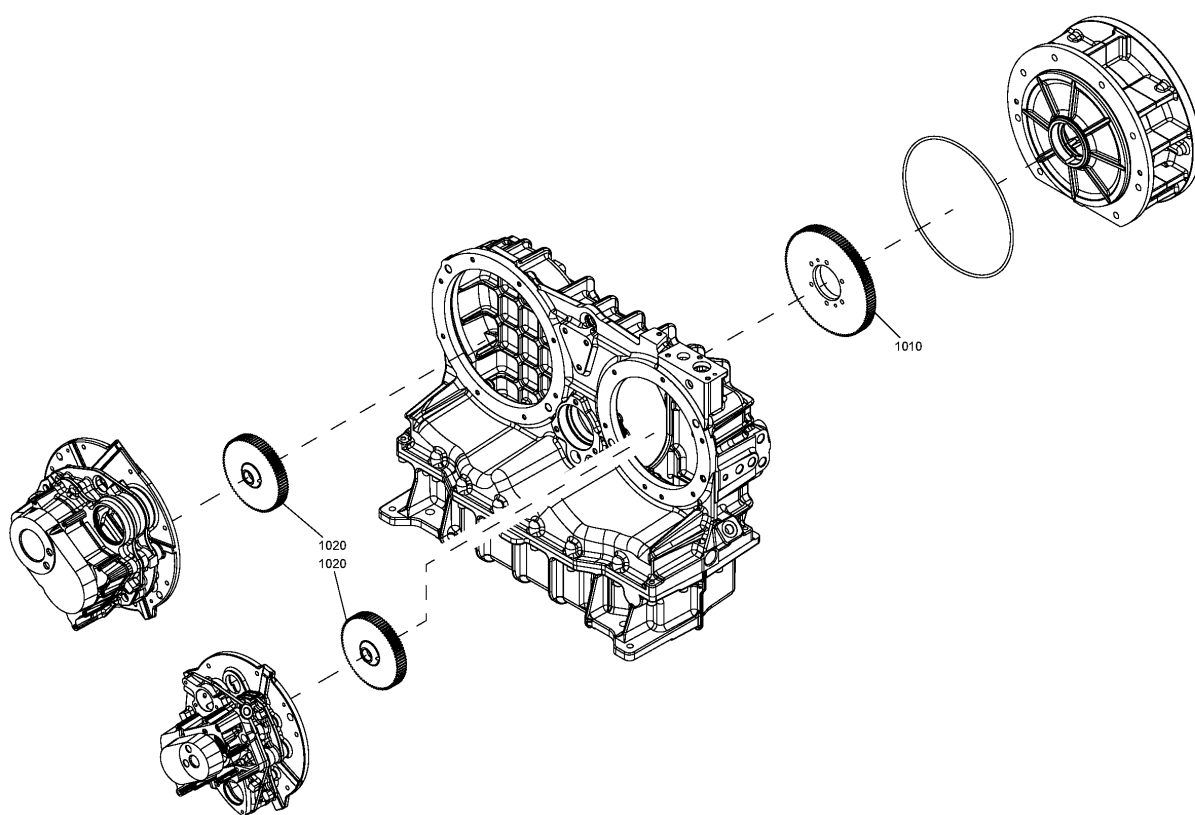
FREQ:60HZ - Frequency:60 Hz

MODEL:ZR30_08 - Model:ZR 30

PRESS:8.6BAR - Working pressure:8.6 bar

HAT:N - High ambient temperature version:reduced ambient condition (Increased FAD) - max 46° / 115°F

MODEL:ZT30_08 - Model:ZT 30



6 - Gear set ZR 37, ZT 37 (... - 25/07/2010)

MODEL:ZR37_08 , MODEL:ZT37_08



Ref	Part Number	Qty	Name	Validity
	1608 0902 40	1	GEAR SET	(03/11/2008 - 25/07/2010) FREQ:50HZ + HAT:Y + PRESS:7.5BAR
	1608 0902 22			(03/07/2009 - ...) FREQ:50HZ + HAT:N + MODEL:ZT37_08 + PRESS:8.6BAR
	1608 0902 18			(30/07/2009 - ...) ((MODEL:ZR37_08 , MODEL:ZT37_08) + HAT:Y + PRESS:7.5BAR , HAT:N + MODEL:ZR37_08 + PRESS:8.6BAR) + FREQ:60HZ
	1608 0902 24			(30/07/2009 - ...) FREQ:60HZ + HAT:N + MODEL:ZT37_08 + PRESS:8.6BAR
	1608 0902 27			(30/07/2009 - ...) FREQ:50HZ + HAT:N + MODEL:ZR37_08 + PRESS:7.5BAR
	1608 0902 29			(30/07/2009 - ...) FREQ:50HZ + HAT:Y + PRESS:8.6BAR
	1608 0902 35			(30/07/2009 - ...) FREQ:60HZ + HAT:N + MODEL:ZT37_08 + PRESS:7.5BAR
	1608 0902 41			(30/07/2009 - ...) FREQ:60HZ + HAT:N + MODEL:ZR37_08 + PRESS:7.5BAR
	1608 0902 43			(30/07/2009 - ...) FREQ:50HZ + HAT:N + MODEL:ZT37_08 + PRESS:7.5BAR
	1608 0902 46			(30/07/2009 - ...) FREQ:60HZ + HAT:Y + PRESS:8.6BAR
	1608 0902 50			(30/07/2009 - 25/07/2010) FREQ:50HZ + HAT:N + MODEL:ZR37_08 + PRESS:8.6BAR
1010	•	1	GEAR WHEEL	
1020	•	1	GEAR WHEEL	

Legend:

FREQ:50HZ - Frequency:50 Hz

HAT:Y - High ambient temperature version:High ambient condition

PRESS:7.5BAR - Working pressure:7.5 bar

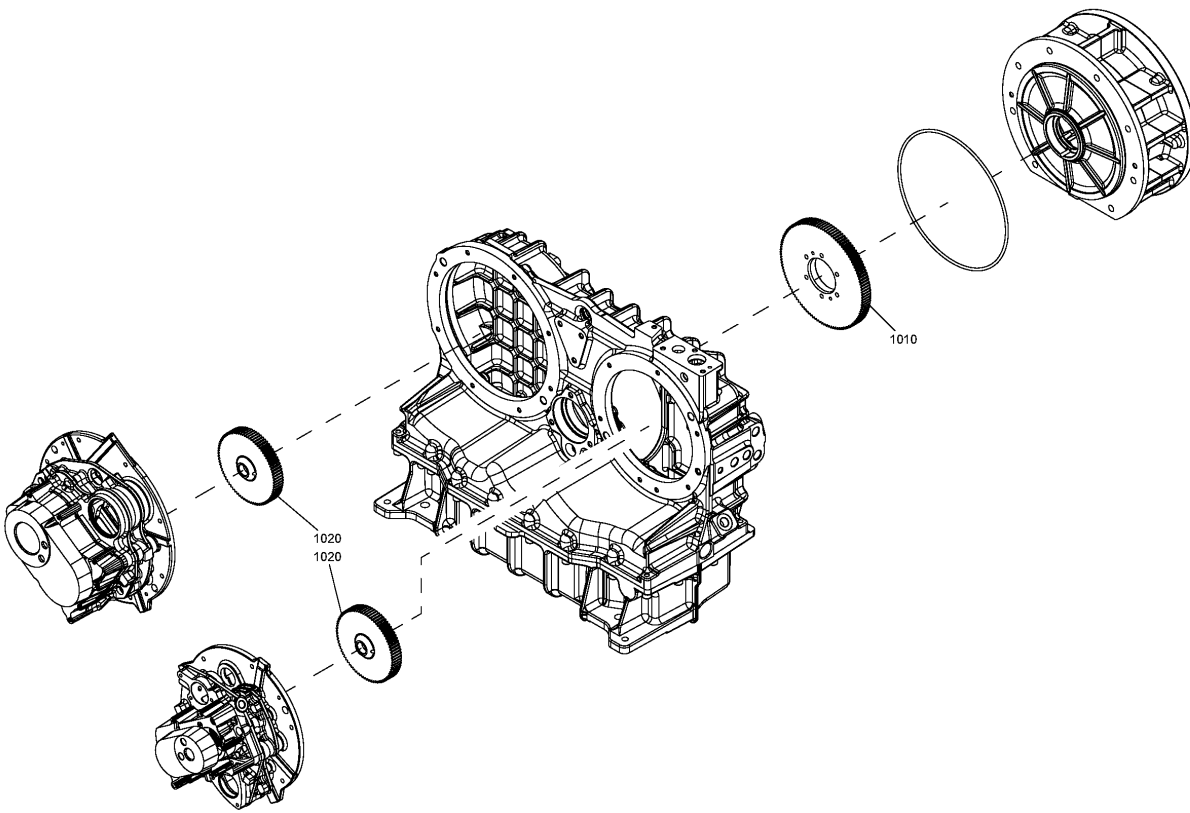
FREQ:60HZ - Frequency:60 Hz

MODEL:ZR37_08 - Model:ZR 37

PRESS:8.6BAR - Working pressure:8.6 bar

HAT:N - High ambient temperature version:reduced ambient condition (Increased FAD) - max 46° / 115°F

MODEL:ZT37_08 - Model:ZT 37



7 - Gear set ZR 37, ZT 37 (26/07/2010 - ...)

MODEL:ZR37_08 , MODEL:ZT37_08



Ref	Part Number	Qty	Name	Validity
	1608 0902 40	1	GEAR SET	(26/07/2010 - ...) ((MODEL:ZR37_08 , MODEL:ZT37_08) + HAT:Y + PRESS:7.5BAR , HAT:N + MODEL:ZR37_08 + PRESS:8.6BAR) + FREQ:50HZ
	1608 0902 22			(03/07/2009 - ...) FREQ:50HZ + HAT:N + MODEL:ZT37_08 + PRESS:8.6BAR
	1608 0902 18			(30/07/2009 - ...) ((MODEL:ZR37_08 , MODEL:ZT37_08) + HAT:Y + PRESS:7.5BAR , HAT:N + MODEL:ZR37_08 + PRESS:8.6BAR) + FREQ:60HZ
	1608 0902 24			(30/07/2009 - ...) FREQ:60HZ + HAT:N + MODEL:ZT37_08 + PRESS:8.6BAR
	1608 0902 27			(30/07/2009 - ...) FREQ:50HZ + HAT:N + MODEL:ZR37_08 + PRESS:7.5BAR
	1608 0902 29			(30/07/2009 - ...) FREQ:50HZ + HAT:Y + PRESS:8.6BAR
	1608 0902 35			(30/07/2009 - ...) FREQ:60HZ + HAT:N + MODEL:ZT37_08 + PRESS:7.5BAR
	1608 0902 41			(30/07/2009 - ...) FREQ:60HZ + HAT:N + MODEL:ZR37_08 + PRESS:7.5BAR
	1608 0902 43			(30/07/2009 - ...) FREQ:50HZ + HAT:N + MODEL:ZT37_08 + PRESS:7.5BAR
	1608 0902 46			(30/07/2009 - ...) FREQ:60HZ + HAT:Y + PRESS:8.6BAR
1010	•	1	GEAR WHEEL	
1020	•	1	GEAR WHEEL	

Legend:

FREQ:50HZ - Frequency:50 Hz

HAT:Y - High ambient temperature version:High ambient condition

PRESS:7.5BAR - Working pressure:7.5 bar

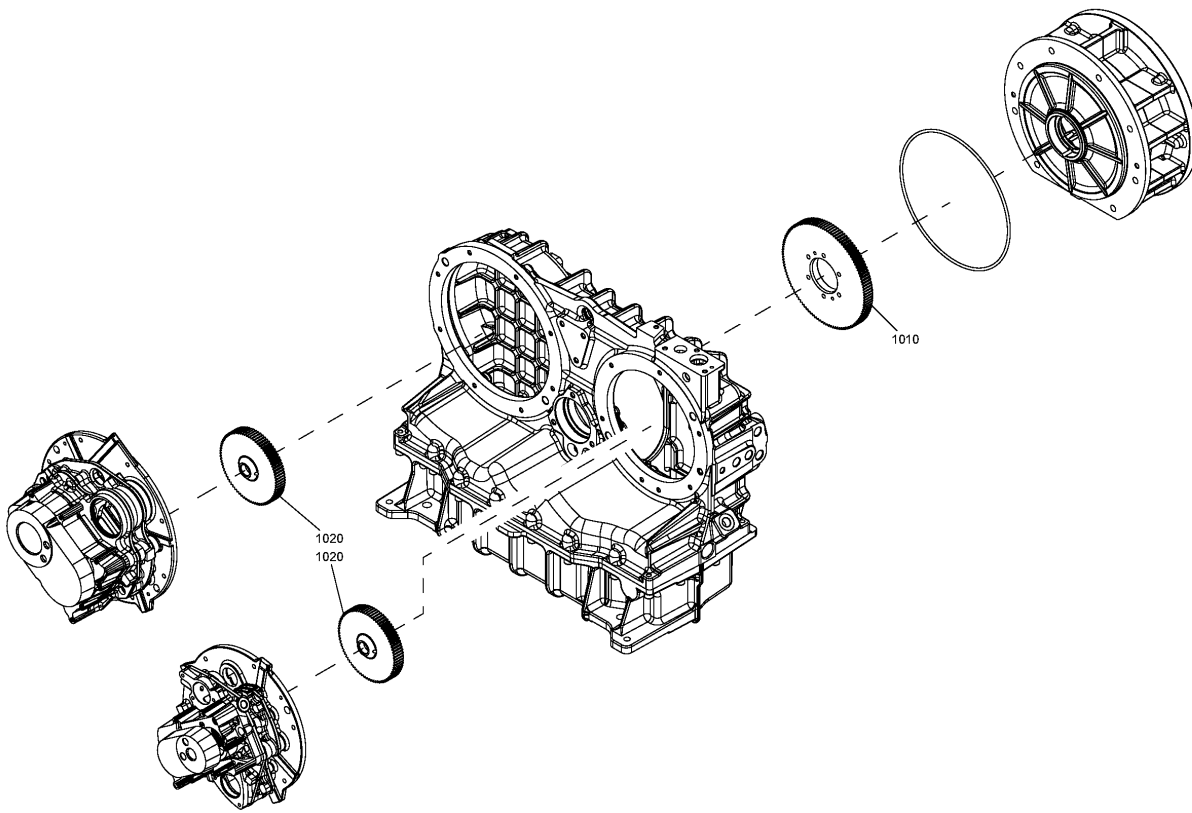
FREQ:60HZ - Frequency:60 Hz

MODEL:ZR37_08 - Model:ZR 37

PRESS:8.6BAR - Working pressure:8.6 bar

HAT:N - High ambient temperature version:reduced ambient condition (Increased FAD) - max 46° / 115°F

MODEL:ZT37_08 - Model:ZT 37



8 - Gear set ZR 45, ZT 45

MODEL:ZR45_08 , MODEL:ZT45_08

Ref	Part Number	Qty	Name	Validity
	1608 0902 47	1	GEAR SET	(30/07/2009 - ...) FREQ:50HZ + HAT:Y + PRESS:8.6BAR
	1608 0902 22			(30/07/2009 - ...) (HAT:N + PRESS:8.6BAR , HAT:Y + PRESS:7.5BAR) + FREQ:60HZ
	1608 0902 29			(30/07/2009 - ...) FREQ:60HZ + HAT:Y + PRESS:8.6BAR
	1608 0902 39			(30/07/2009 - ...) FREQ:50HZ + HAT:N + PRESS:7.5BAR
	1608 0902 42			(30/07/2009 - ...) (HAT:N + PRESS:8.6BAR , HAT:Y + PRESS:7.5BAR) + FREQ:50HZ
	1608 0902 43			(30/07/2009 - ...) FREQ:60HZ + HAT:N + PRESS:7.5BAR
1010 •		1	GEAR WHEEL	
1020 •		1	GEAR WHEEL	

Legend:

FREQ:50HZ - Frequency:50 Hz

HAT:Y - High ambient temperature version:High ambient condition

PRESS:7.5BAR - Working pressure:7.5 bar

FREQ:60HZ - Frequency:60 Hz

MODEL:ZR45_08 - Model:ZR 45

PRESS:8.6BAR - Working pressure:8.6 bar

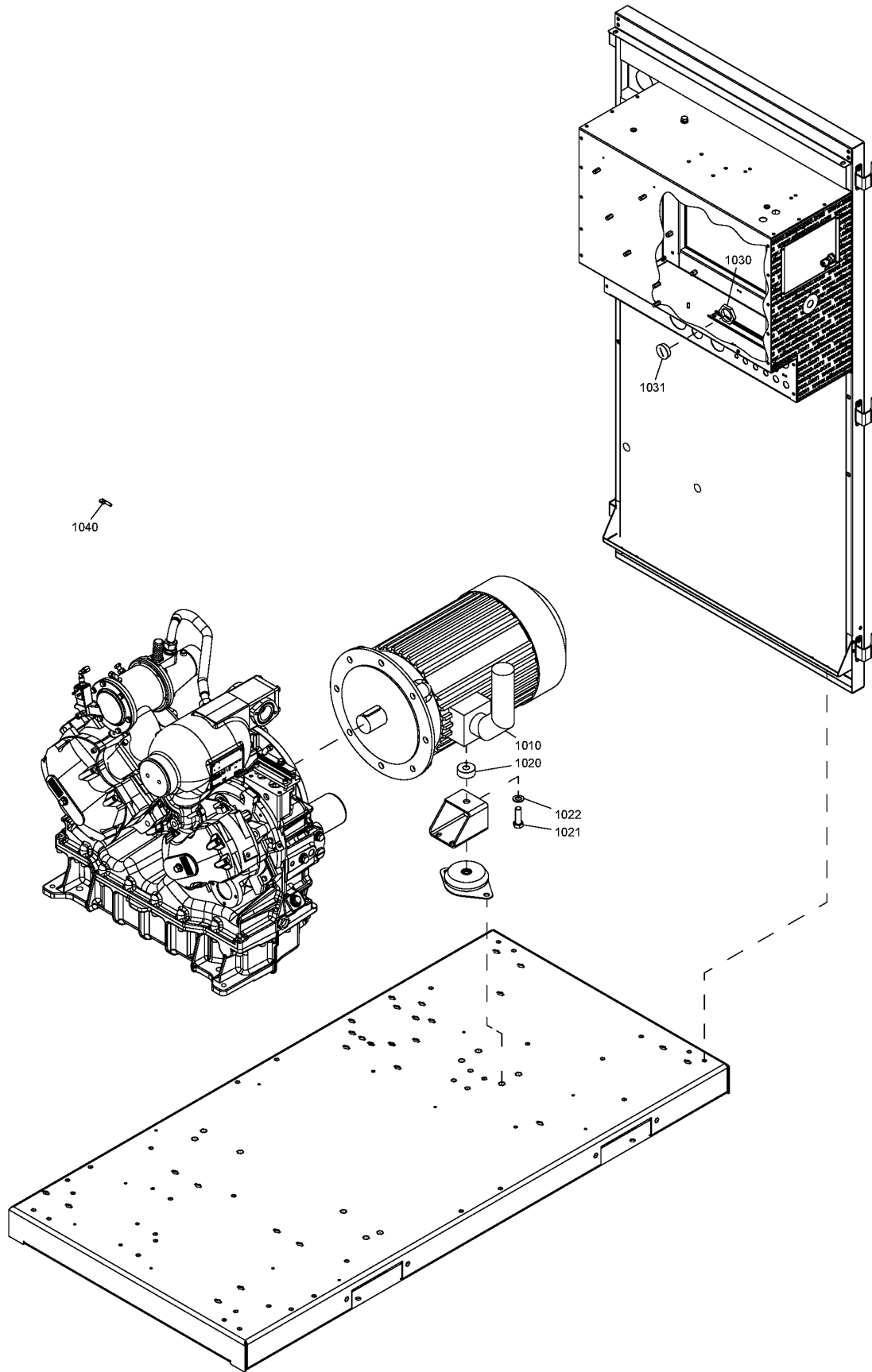
HAT:N - High ambient temperature version:reduced ambient

condition (Increased FAD) - max 46° / 115°F

MODEL:ZT45_08 - Model:ZT 45

9 - Motor assembly ZR/ZT30

((((MOVOL:230V , MOVOL:380V , MOVOL:460V) + FREQ:60HZ , (MOVOL:230V , MOVOL:400V , MOVOL:500V) + FREQ:50HZ) + EAPPR:IEC , (MOVOL:230V , MOVOL:460V , MOVOL:575V) + EAPPR:ULCUL + FREQ:60HZ) + (MODEL:ZR30_08 , MODEL:ZT30_08)



9 - Motor assembly ZR/ZT30

((MOVOL:230V , MOVOL:380V , MOVOL:460V) + FREQ:60HZ , (MOVOL:230V , MOVOL:400V , MOVOL:500V) + FREQ:50HZ) + EAPPR:IEC ,
(MOVOL:230V , MOVOL:460V , MOVOL:575V) + EAPPR:ULCUL + FREQ:60HZ) + (MODEL:ZR30_08 , MODEL:ZT30_08)

Ref	Part Number	Qty	Name	Validity
1010	1080 4155 73	1	MOTOR	(30/07/2009 - 29/07/2014) EAPPR:IEC + FREQ:50HZ + MOVOL:400V
1010	1625 8847 63	1	MOTOR	(30/07/2014 - ...) EAPPR:IEC + FREQ:50HZ + MOVOL:400V
1010	1080 4155 66	1	MOTOR	(01/01/2011 - ...) EAPPR:ULCUL + FREQ:60HZ + MOVOL:575V
1010	1080 4155 68	1	MOTOR	(01/01/2011 - ...) FREQ:60HZ + MOVOL:460V
1010	1080 4155 69	1	MOTOR	(01/01/2011 - ...) FREQ:60HZ + MOVOL:230V
1010	1080 4155 72	1	MOTOR	(30/07/2009 - 29/07/2014) EAPPR:IEC + FREQ:50HZ + MOVOL:230V
1010	1080 4155 74	1	MOTOR	(30/07/2009 - 29/07/2014) EAPPR:IEC + FREQ:50HZ + MOVOL:500V
1010	1080 4155 76	1	MOTOR	(30/07/2009 - 29/07/2014) EAPPR:IEC + FREQ:60HZ + MOVOL:380V
1010	4080-4155-77	1	MOTOR	(30/07/2009 - 31/12/2010) EAPPR:ULCUL + FREQ:60HZ + MOVOL:575V
	⚡ Substituted by:	1080 4155 66 - MOTOR (quantity: 1)		
1010	4080-4155-79	1	MOTOR	(30/07/2009 - 31/12/2010) FREQ:60HZ + MOVOL:460V
	⚡ Substituted by:	1080 4155 68 - MOTOR (quantity: 1)		
1010	4080-4155-80	1	MOTOR	(30/07/2009 - 31/12/2010) FREQ:60HZ + MOVOL:230V
	⚡ Substituted by:	1080 4155 69 - MOTOR (quantity: 1)		
1010	1625 8847 62	1	MOTOR	(30/07/2014 - ...) EAPPR:IEC + FREQ:50HZ + MOVOL:230V
1010	1625 8847 64	1	MOTOR	(30/07/2014 - ...) EAPPR:IEC + FREQ:50HZ + MOVOL:500V
1010	1625 8847 65	1	MOTOR	(30/07/2014 - ...) EAPPR:IEC + FREQ:60HZ + MOVOL:380V
	2901 1811 00	1	MOTOR BEARING KIT	
1020	1622 2660 01	1	SPACER	(30/07/2009 - ...)
1021	0147 1479 03	1	HEX.BOLT	(30/07/2009 - ...)
1022	0301 2378 00	1	WASHER	(30/07/2009 - ...)
1030	0697 9809 06	1	LOCK NUT	(30/07/2009 - ...) EAPPR:ULCUL
1030	0697 9809 24	1	LOCK NUT	(30/07/2009 - ...) EAPPR:IEC
1031	0697 9810 29	1	PLUG	(30/07/2009 - ...) EAPPR:IEC
1031	0697 9810 38	1	PLUG	(30/07/2009 - ...) EAPPR:ULCUL
1040	0694 5281 05	6	LUG	(30/07/2009 - ...) MOVOL:230V

Legend:

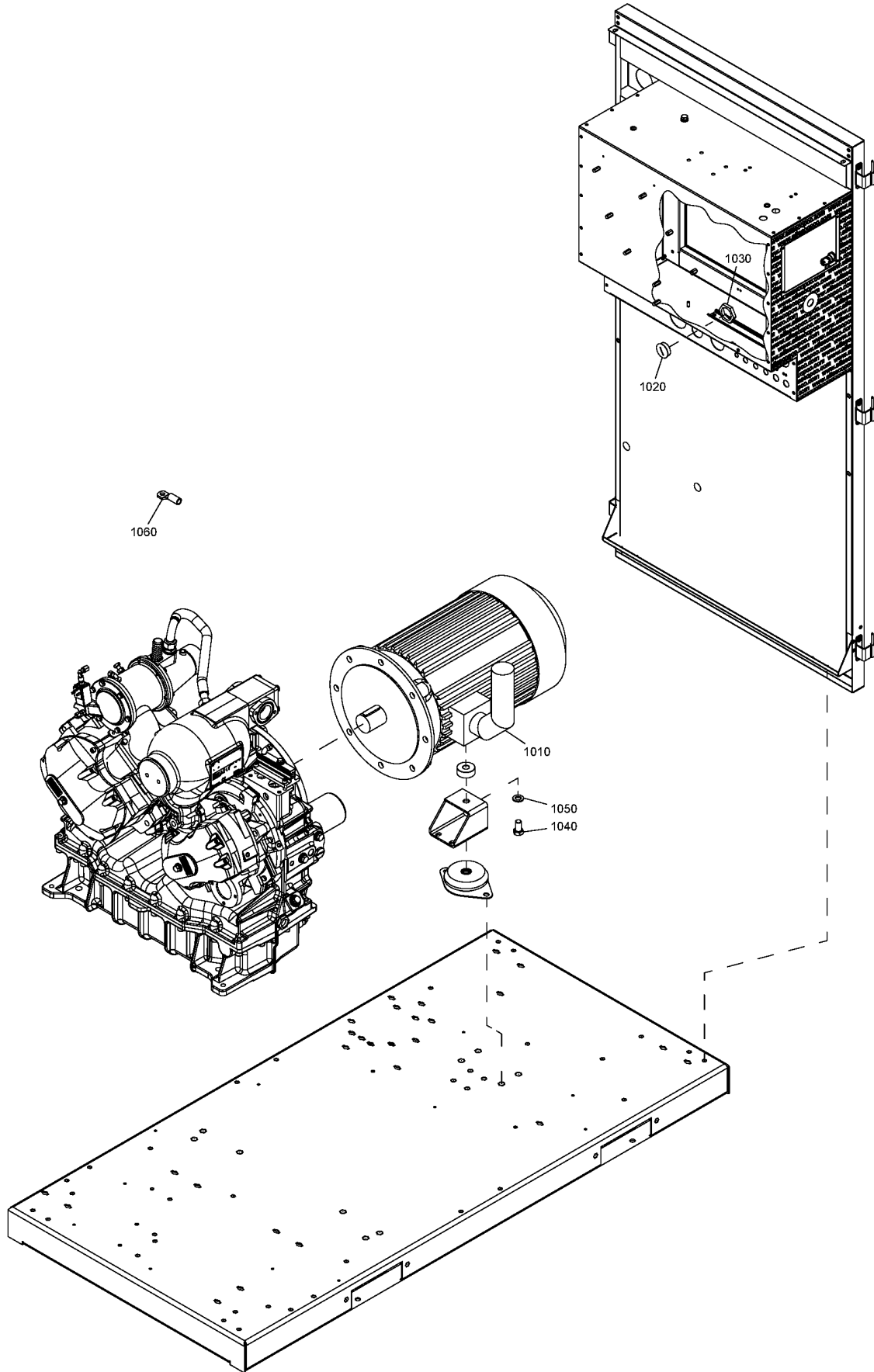
EAPPR:IEC - Electrical approval:IEC
 FREQ:60HZ - Frequency:60 Hz
 MOVOL:230V - Supply voltage:230 V
 MOVOL:460V - Supply voltage:460 V

EAPPR:ULCUL - Electrical approval:UL/cUL
 MODEL:ZR30_08 - Model:ZR 30
 MOVOL:380V - Supply voltage:380 V
 MOVOL:500V - Supply voltage:500 V

FREQ:50HZ - Frequency:50 Hz
 MODEL:ZT30_08 - Model:ZT 30
 MOVOL:400V - Supply voltage:400 V
 MOVOL:575V - Supply voltage:575 V

10 - Motor assembly ZR/ZT37, ZR/ZT45

((((MOVOL:230V , MOVOL:380V , MOVOL:460V) + FREQ:60HZ , (MOVOL:230V , MOVOL:400V , MOVOL:500V) + FREQ:50HZ) + EAPPR:IEC , (MOVOL:230V , MOVOL:460V , MOVOL:575V) + EAPPR:ULCUL + FREQ:60HZ) + (MODEL:ZR37_08 , MODEL:ZR45_08 , MODEL:ZT37_08 , MODEL:ZT45_08)



10 - Motor assembly ZR/ZT37, ZR/ZT45

((MOVOL:230V , MOVOL:380V , MOVOL:460V) + FREQ:60HZ ; (MOVOL:230V , MOVOL:400V , MOVOL:500V) + FREQ:50HZ) + EAPPR:IEC ,
 (MOVOL:230V , MOVOL:460V , MOVOL:575V) + EAPPR:ULCUL + FREQ:60HZ) + (MODEL:ZR37_08 , MODEL:ZR45_08 , MODEL:ZT37_08 ,
 MODEL:ZT45_08)

Ref	Part Number	Qty	Name	Validity
1010	1080 4156 73	1	MOTOR	(03/11/2008 - 29/07/2014) (MODEL:ZR37_08 , MODEL:ZT37_08) + EAPPR:IEC + FREQ:50HZ + MOVOL:400V
1010	1625 8847 73	1	MOTOR	(30/07/2014 - ...) (MODEL:ZR37_08 , MODEL:ZT37_08) + EAPPR:IEC + FREQ:50HZ + MOVOL:400V
1010	1080 4156 66	1	MOTOR	(01/01/2011 - ...) (MODEL:ZR37_08 , MODEL:ZT37_08) + EAPPR:ULCUL + FREQ:60HZ + MOVOL:575V
1010	1080 4156 77	1	MOTOR	(30/07/2009 - 31/12/2010) (MODEL:ZR37_08 , MODEL:ZT37_08) + EAPPR:ULCUL + FREQ:60HZ + MOVOL:575V
	☞ Substituted by:	1080 4156 66 - MOTOR (quantity: 1)		
1010	1080 4156 68	1	MOTOR	(01/01/2011 - ...) (MODEL:ZR37_08 , MODEL:ZT37_08) + FREQ:60HZ + MOVOL:460V
1010	1080 4156 69	1	MOTOR	(01/01/2011 - ...) (MODEL:ZR37_08 , MODEL:ZT37_08) + FREQ:60HZ + MOVOL:230V
1010	1080 4156 72	1	MOTOR	(30/07/2009 - 29/07/2014) (MODEL:ZR37_08 , MODEL:ZT37_08) + EAPPR:IEC + FREQ:50HZ + MOVOL:230V
1010	1080 4156 74	1	MOTOR	(30/07/2009 - 29/07/2014) (MODEL:ZR37_08 , MODEL:ZT37_08) + EAPPR:IEC + FREQ:50HZ + MOVOL:500V
1010	1080 4156 76	1	MOTOR	(30/07/2009 - 29/07/2014) (MODEL:ZR37_08 , MODEL:ZT37_08) + EAPPR:IEC + FREQ:60HZ + MOVOL:380V
1010	1080 4156 79	1	MOTOR	(30/07/2009 - 31/12/2010) (MODEL:ZR37_08 , MODEL:ZT37_08) + FREQ:60HZ + MOVOL:460V
	☞ Substituted by:	1080 4156 68 - MOTOR (quantity: 1)		
1010	1080 4156 80	1	MOTOR	(30/07/2009 - 31/12/2010) (MODEL:ZR37_08 , MODEL:ZT37_08) + FREQ:60HZ + MOVOL:230V
	☞ Substituted by:	1080 4156 69 - MOTOR (quantity: 1)		
1010	1080 4157 66	1	MOTOR	(01/01/2011 - ...) (MODEL:ZR45_08 , MODEL:ZT45_08) + EAPPR:ULCUL + FREQ:60HZ + MOVOL:575V
1010	1080 4157 68	1	MOTOR	(01/01/2011 - ...) (MODEL:ZR45_08 , MODEL:ZT45_08) + FREQ:60HZ + MOVOL:460V
1010	1080 4157 69	1	MOTOR	(01/01/2011 - ...) (MODEL:ZR45_08 , MODEL:ZT45_08) + FREQ:60HZ + MOVOL:230V
1010	1080 4157 72	1	MOTOR	(30/07/2009 - 29/07/2014) (MODEL:ZR45_08 , MODEL:ZT45_08) + EAPPR:IEC + FREQ:50HZ + MOVOL:230V
1010	1080 4157 73	1	MOTOR	(09/06/2009 - 29/07/2014) (MODEL:ZR45_08 , MODEL:ZT45_08) + EAPPR:IEC + FREQ:50HZ + MOVOL:400V
	☞ Substituted by:	1630 0558 33 - MOTOR E153757 (quantity: 1)		
1010	1080 4157 74	1	MOTOR	(30/07/2009 - 29/07/2014) (MODEL:ZR45_08 , MODEL:ZT45_08) + EAPPR:IEC + FREQ:50HZ + MOVOL:500V
1010	1080 4157 76	1	MOTOR	(30/07/2009 - 29/07/2014) (MODEL:ZR45_08 , MODEL:ZT45_08) + EAPPR:IEC + FREQ:60HZ + MOVOL:380V
1010	1080 4157 77	1	MOTOR	(30/07/2009 - 31/12/2010) (MODEL:ZR45_08 , MODEL:ZT45_08) + EAPPR:ULCUL + FREQ:60HZ + MOVOL:575V
	☞ Substituted by:	1080 4157 66 - MOTOR (quantity: 1)		
1010	1080 4157 79	1	MOTOR	(30/07/2009 - 31/12/2010) (MODEL:ZR45_08 , MODEL:ZT45_08) + FREQ:60HZ + MOVOL:460V
	☞ Substituted by:	1080 4157 68 - MOTOR (quantity: 1)		
1010	1080 4157 80	1	MOTOR	(30/07/2009 - 31/12/2010) (MODEL:ZR45_08 , MODEL:ZT45_08) + FREQ:60HZ + MOVOL:230V
	☞ Substituted by:	1080 4157 69 - MOTOR (quantity: 1)		
1010	1625 8847 72	1	MOTOR	(30/07/2014 - ...) (MODEL:ZR37_08 , MODEL:ZT37_08) + EAPPR:IEC + FREQ:50HZ + MOVOL:230V
1010	1625 8847 74	1	MOTOR	(30/07/2014 - ...) (MODEL:ZR37_08 , MODEL:ZT37_08) + EAPPR:IEC + FREQ:50HZ + MOVOL:500V
1010	1625 8847 75	1	MOTOR	(30/07/2014 - ...) (MODEL:ZR37_08 , MODEL:ZT37_08) + EAPPR:IEC + FREQ:60HZ + MOVOL:380V
1010	1625 8847 82	1	MOTOR	(30/07/2014 - ...) (MODEL:ZR45_08 , MODEL:ZT45_08) + EAPPR:IEC + FREQ:50HZ + MOVOL:230V
1010	1625 8847 83	1	MOTOR	(30/07/2014 - ...) (MODEL:ZR45_08 , MODEL:ZT45_08) + EAPPR:IEC + FREQ:50HZ + MOVOL:400V
1010	1625 8847 84	1	MOTOR	(30/07/2014 - ...) (MODEL:ZR45_08 , MODEL:ZT45_08) + EAPPR:IEC + FREQ:50HZ + MOVOL:500V
1010	1625 8847 85	1	MOTOR	(30/07/2014 - ...) (MODEL:ZR45_08 , MODEL:ZT45_08) + EAPPR:IEC + FREQ:60HZ + MOVOL:380V
	2901 1812 00	1	MOTOR BEARING KIT	
1020	0697 9810 29	1	PLUG	(03/11/2008 - ...) EAPPR:IEC
1020	0697 9810 38	1	PLUG	(30/07/2009 - ...) EAPPR:ULCUL
1030	0697 9809 24	1	LOCK NUT	(03/11/2008 - ...) EAPPR:IEC

Legend:

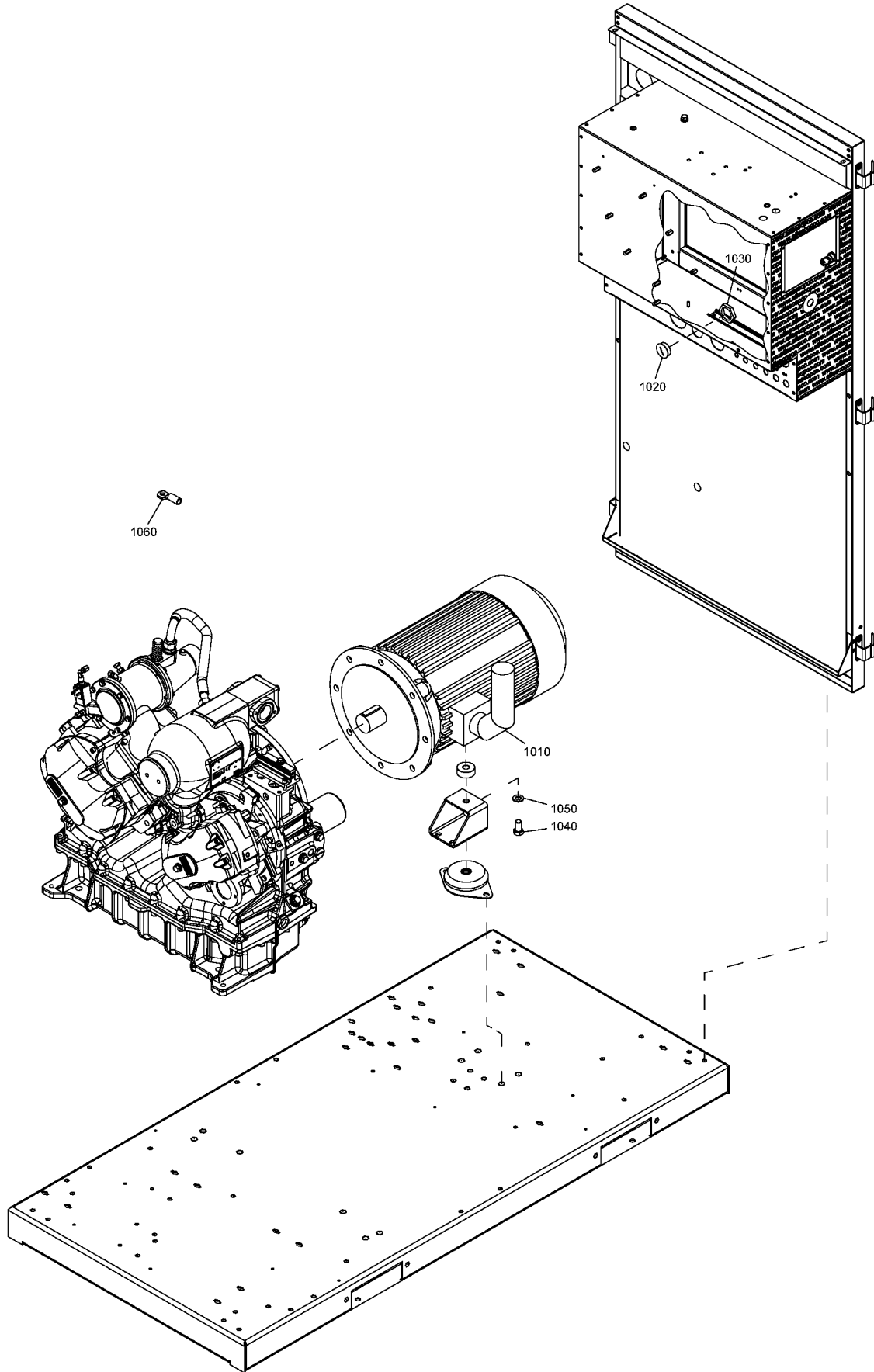
EAPPR:IEC - Electrical approval:IEC
 FREQ:60HZ - Frequency:60 Hz
 MODEL:ZT37_08 - Model:ZT 37
 MOVOL:380V - Supply voltage:380 V
 MOVOL:500V - Supply voltage:500 V

EAPPR:ULCUL - Electrical approval:UL/cUL
 MODEL:ZR37_08 - Model:ZR 37
 MODEL:ZT45_08 - Model:ZT 45
 MOVOL:400V - Supply voltage:400 V
 MOVOL:575V - Supply voltage:575 V

FREQ:50HZ - Frequency:50 Hz
 MODEL:ZR45_08 - Model:ZR 45
 MOVOL:230V - Supply voltage:230 V
 MOVOL:460V - Supply voltage:460 V


10 - Motor assembly ZR/ZT37, ZR/ZT45

((((MOVOL:230V , MOVOL:380V , MOVOL:460V) + FREQ:60HZ , (MOVOL:230V , MOVOL:400V , MOVOL:500V) + FREQ:50HZ) + EAPPR:IEC , (MOVOL:230V , MOVOL:460V , MOVOL:575V) + EAPPR:ULCUL + FREQ:60HZ) + (MODEL:ZR37_08 , MODEL:ZR45_08 , MODEL:ZT37_08 , MODEL:ZT45_08)



10 - Motor assembly ZR/ZT37, ZR/ZT45

((MOVOL:230V , MOVOL:380V , MOVOL:460V) + FREQ:60HZ , (MOVOL:230V , MOVOL:400V , MOVOL:500V) + FREQ:50HZ) + EAPPR:IEC , (MOVOL:230V , MOVOL:460V , MOVOL:575V) + EAPPR:ULCUL + FREQ:60HZ) + (MODEL:ZR37_08 , MODEL:ZR45_08 , MODEL:ZT37_08 , MODEL:ZT45_08)

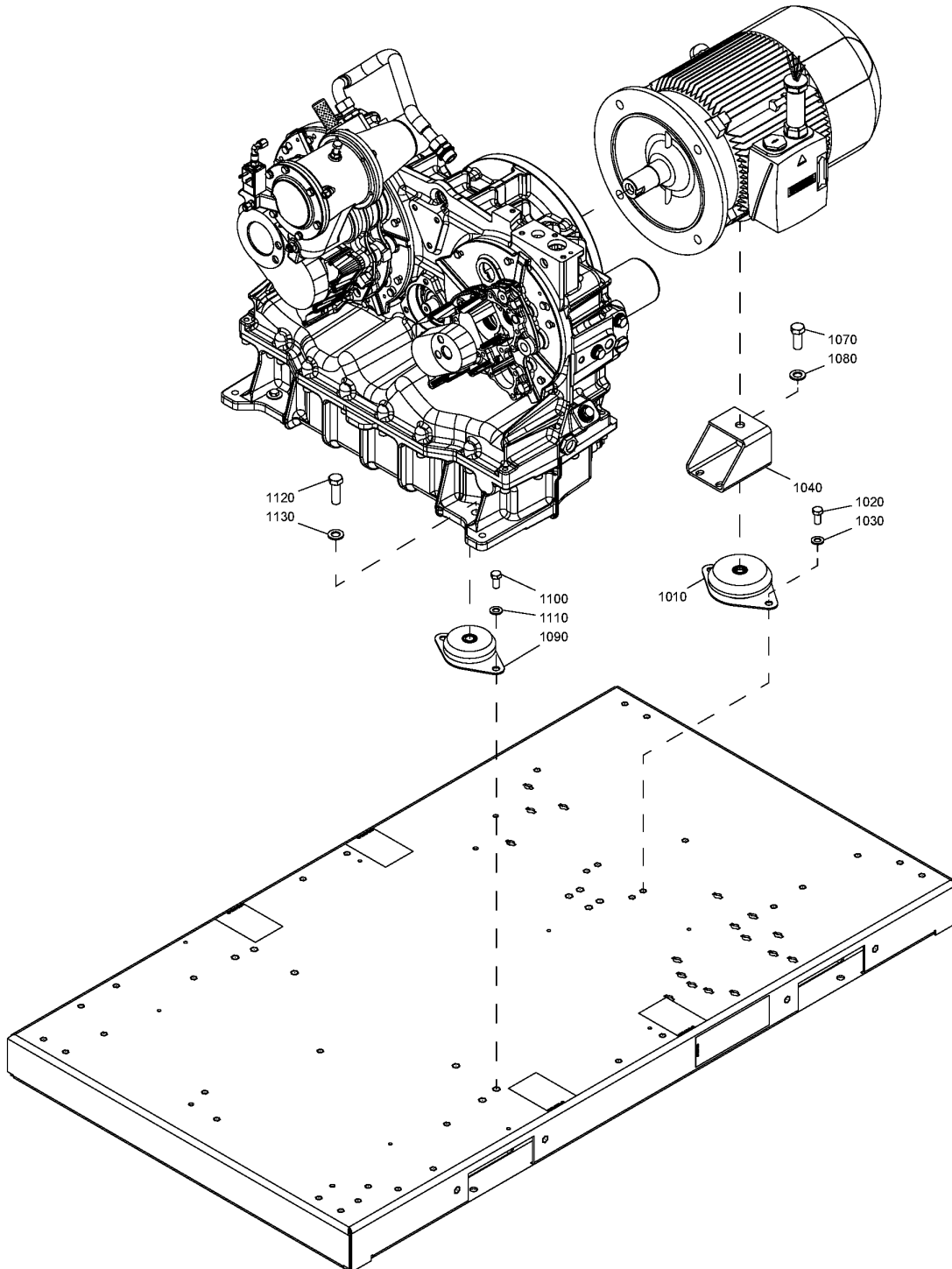
Ref	Part Number	Qty	Name	Validity
1030	0697 9809 06	1	LOCK NUT	(30/07/2009 - ...) EAPPR:ULCUL
1040	0147 1475 03	1	HEXAGON BOLT	(03/11/2008 - ...)
1050	0301 2378 00	1	WASHER	(03/11/2008 - ...)
1060	0694 5281 08	6	LUG	(05/07/2010 - ...) MOVOL:230V
	 Substituted by:	0694 5280 44 - CABLE LUG AWG2 DIAM8 (quantity: 1)		

Legend:

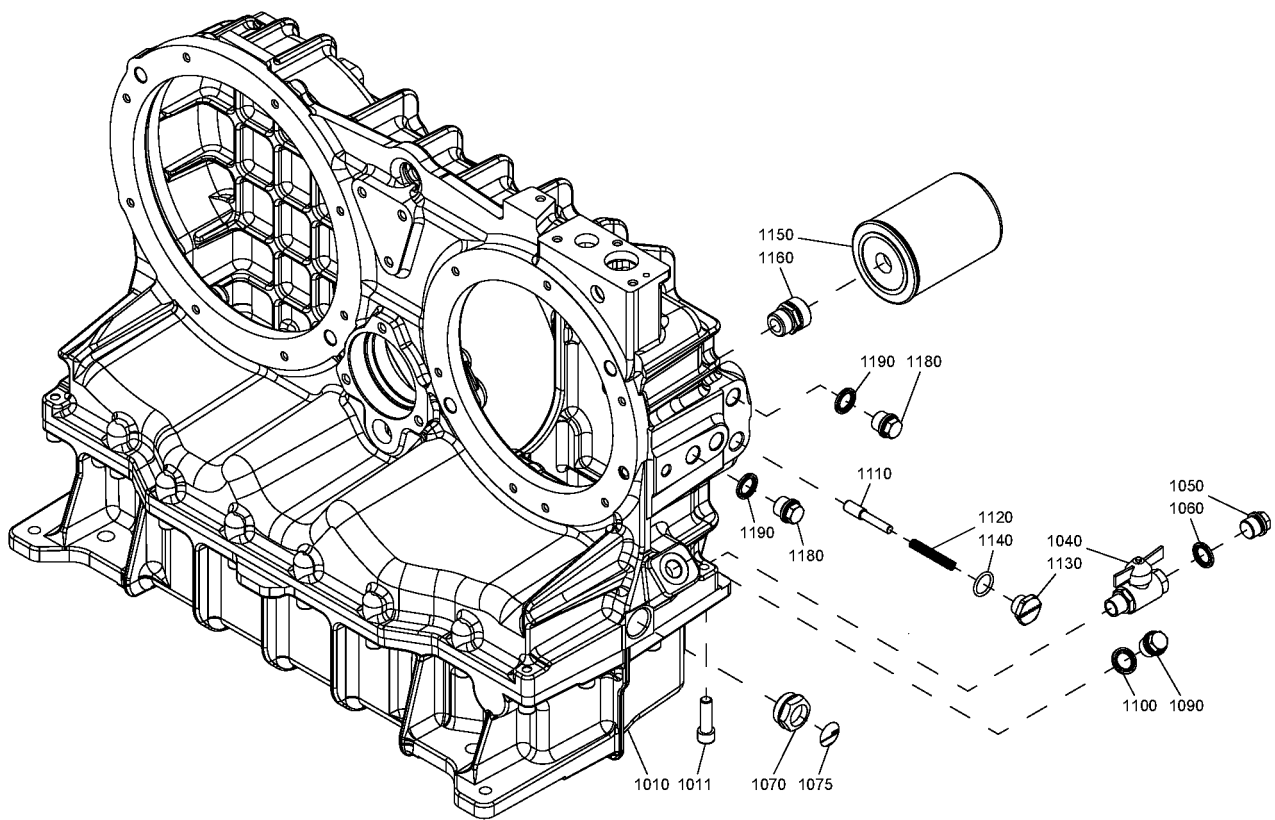
EAPPR:IEC - Electrical approval:IEC
FREQ:60HZ - Frequency:60 Hz
MODEL:ZT37_08 - Model:ZT 37
MOVOL:380V - Supply voltage:380 V
MOVOL:500V - Supply voltage:500 V

EAPPR:ULCUL - Electrical approval:UL/cUL
MODEL:ZR37_08 - Model:ZR 37
MODEL:ZT45_08 - Model:ZT 45
MOVOL:400V - Supply voltage:400 V
MOVOL:575V - Supply voltage:575 V

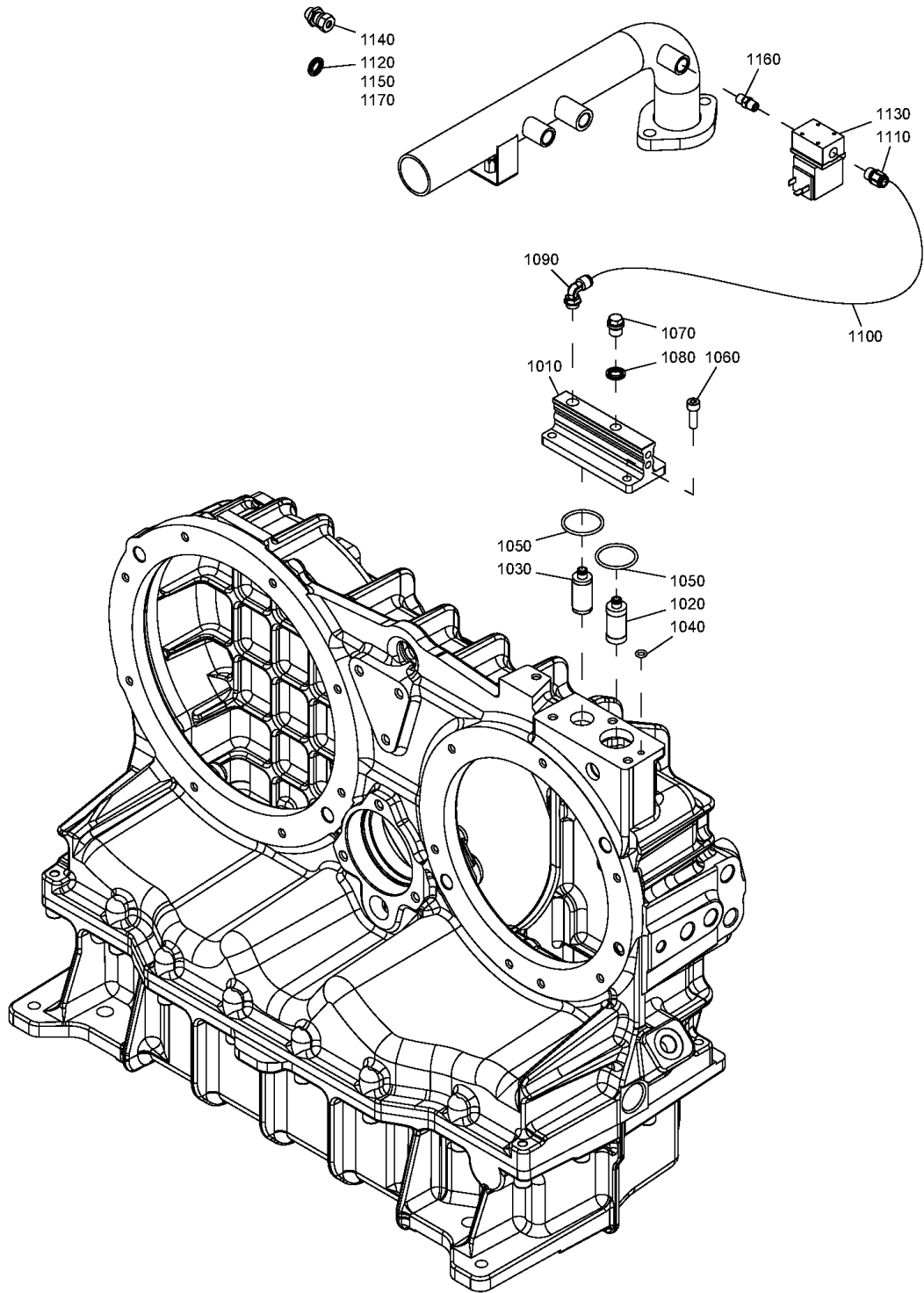
FREQ:50HZ - Frequency:50 Hz
MODEL:ZR45_08 - Model:ZR 45
MOVOL:230V - Supply voltage:230 V
MOVOL:460V - Supply voltage:460 V



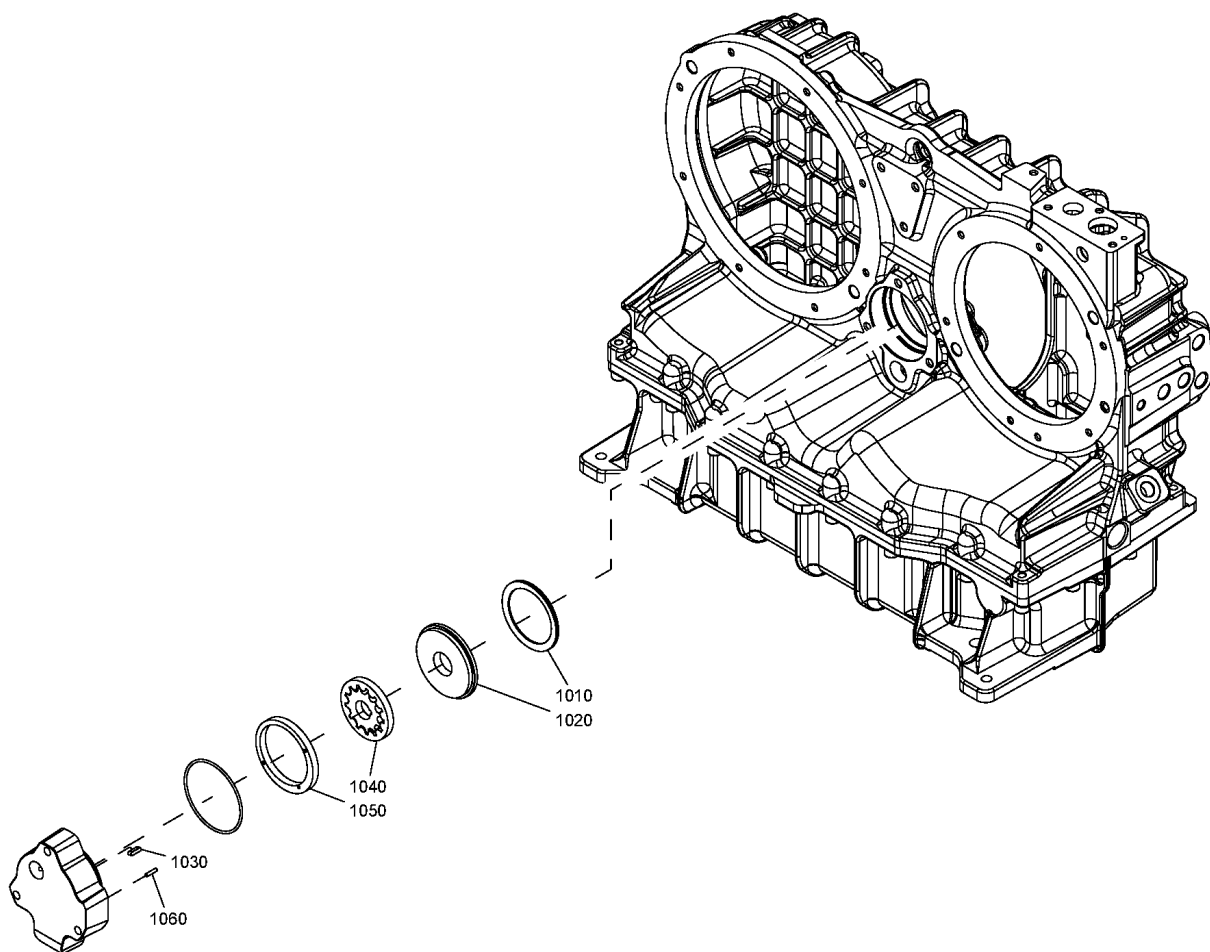
Ref	Part Number	Qty	Name	Validity
1010	1619 5189 01	1	BUFFER	(03/11/2008 - ...)
1020	0147 1400 03	2	HEX.BOLT	(03/11/2008 - ...)
1030	0301 2358 00	2	PLAIN WASHER	(03/11/2008 - ...)
1040	1622 2659 00	1	SUPPORT	(03/11/2008 - ...)
1070	0147 1475 03	1	HEXAGON BOLT	(03/11/2008 - ...)
1080	0301 2378 00	1	WASHER	(03/11/2008 - ...)
1090	5112 2165 00	2	ABSORBER	(03/11/2008 - ...)
1100	0147 1400 03	4	HEX.BOLT	(03/11/2008 - ...)
1110	0301 2358 00	4	PLAIN WASHER	(03/11/2008 - ...)
1120	0147 1479 03	2	HEX.BOLT	(03/11/2008 - ...)
1130	0301 2378 00	2	WASHER	(03/11/2008 - ...)










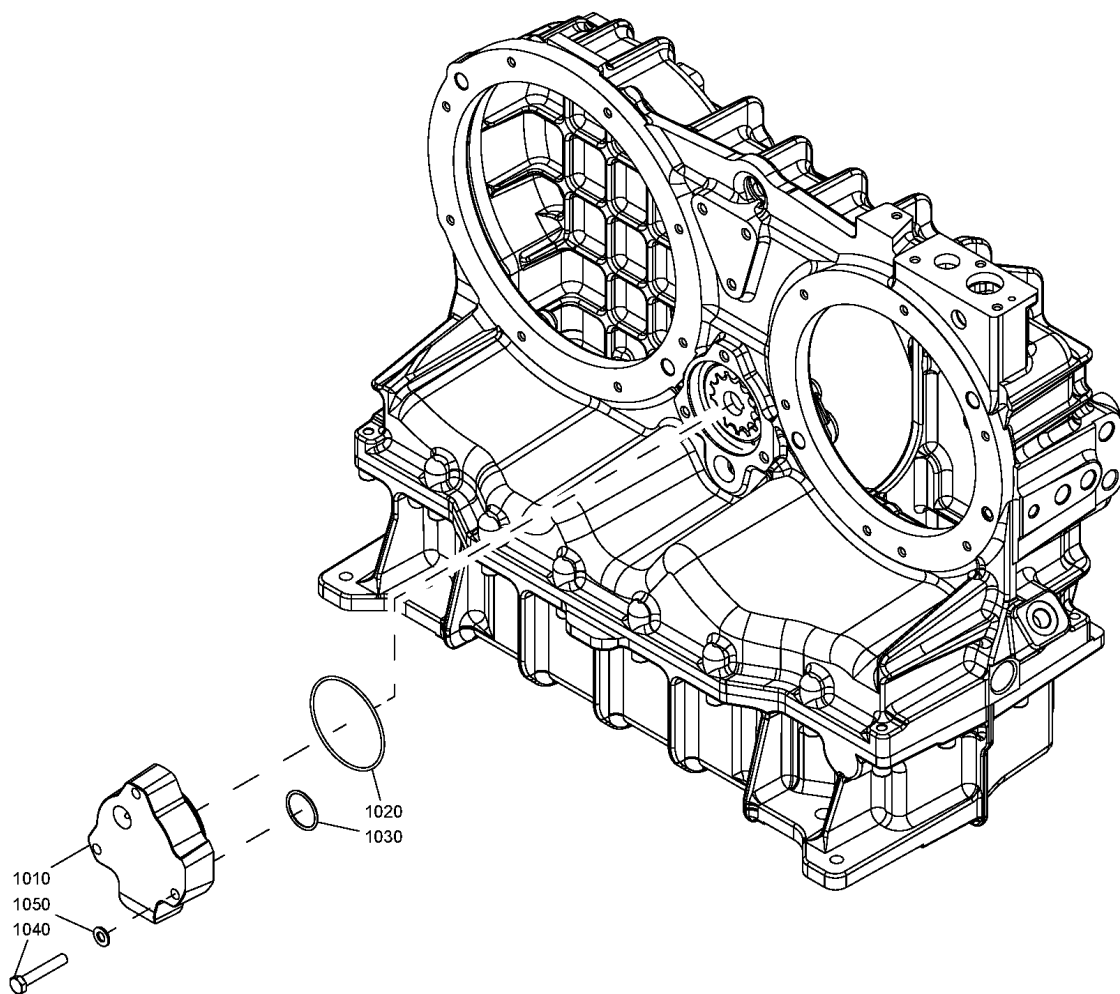
Ref	Part Number	Qty	Name	Validity
1010	1622 5997 80	1	GEARBOX	(09/04/2009 - ...)
1011	• 0211 1403 00	20	CAP SCREW	
1040	0852 0010 26	1	DRAIN VALVE	(03/11/2008 - ...)
1050	0686 3716 02	1	PLUG	(03/11/2008 - ...)
1060		1	SEAL WASHER	(03/11/2008 - ...)
	📦 Service kits:	2901	1105 00 - AIR/OIL F.KIT	
1070	1503 0202 00	1	OIL SIGHT GLASS	(03/11/2008 - ...)
1075	1625 8542 00	1	LABEL	(23/07/2010 - ...)
1090	0686 3716 02	1	PLUG	(09/04/2009 - ...)
1100	0661 1000 39	1	SEAL WASHER	(09/04/2009 - ...)
1110	1622 5810 00	1	VALVE	(03/11/2008 - ...)
1120	1202 5180 00	1	SPRING	(03/11/2008 - ...)
	🔄 Substituted by:	1621	7254 00 - SPRING (quantity: 1)	
1130	1622 5806 00	1	PLUG	(03/11/2008 - ...)
1140	0663 2102 63	1	O-RING	(03/11/2008 - ...)
1150		1	OIL FILTER	(03/11/2008 - ...)
	🔄 Substituted by:	1614	8747 99 - OILFILTEREL (=1614.8747.00) (quantity: 1)	
	📦 Service kits:	2901	1105 00 - AIR/OIL F.KIT	
1160	1622 1146 00	1	NIPPLE	(03/11/2008 - ...)
1180	0686 3716 02	2	PLUG	(03/11/2008 - ...)
1190	0661 1000 39	2	SEAL WASHER	(03/11/2008 - ...)





Ref	Part Number	Qty	Name	Validity
1010	1622 1147 00	1	COVER	(03/11/2008 - ...)
1020	1202 6255 01	1	FILTER	(22/03/2010 - 14/07/2010)
1020	1623 5071 00	1	FILTER	(15/07/2010 - 21/08/2011)
1020		1	FILTER	(22/08/2011 - ...)
	📦 Service kits:	2901	1115 00 - BREATHER KIT ZT15-22	
	• 0663 9032 01	1	O-RING	
1030	1614 8673 00	1	FILTER	(22/03/2010 - 12/07/2010)
	🔄 Substituted by:	1624	1633 09 - FILTER ELEMENT (quantity: 1)	
1030		1	FILTER	(13/07/2010 - ...)
	📦 Service kits:	2901	1115 00 - BREATHER KIT ZT15-22	
	• 0663 7115 00	1	O-RING	
1040		1	O-RING	(03/11/2008 - ...)
	📦 Service kits:	2901	1115 00 - BREATHER KIT ZT15-22	
1050		2	O RING	(03/11/2008 - ...)
	📦 Service kits:	2901	1115 00 - BREATHER KIT ZT15-22	
1060	0211 1325 03	3	CAP SCREW	(03/11/2008 - ...)
1070	0686 3716 01	1	PLUG 1/4 A A	(03/11/2008 - ...)
1080	0661 1000 38	1	SEAL WASHER	(03/11/2008 - ...)
1090	0581 1200 23	1	ELBOW COUPLING	(03/11/2008 - 13/04/2013)
1090	0583 8120 74	1	FITTING PIPE	(14/04/2013 - ...)
1100	0070 6002 03	AR	PLASTIC TUBE	(03/11/2008 - ...)
1110	0581 0000 35	1	COUPLING	(03/11/2008 - 13/04/2013)
1110	0583 8100 69	1	FITTING PIPE	(14/04/2013 - ...)
1120	0661 1000 38	1	SEAL WASHER	(03/11/2008 - 13/04/2013)
1130	1089 0640 43	1	SOLENOID VALVE	(03/11/2008 - ...)
1140	0581 0028 01	1	PIPE COUPLING	(03/11/2008 - 13/04/2013)
1150	0661 1000 38	1	SEAL WASHER	(03/11/2008 - 13/04/2013)
1160	0580 0506 00	1	STRAIGHT PIPE-COUPLING	(03/11/2008 - 13/04/2013)
1160	1503 2564 02	1	NIPPLE	(30/07/2014 - ...)
	🔄 Substituted by:	0603	4100 84 - REDUCTION NIPPLE 1/2-1/4 (quantity: 1)	
1160	1503 2564 11	1	NIPPLE	(14/04/2013 - 29/07/2014)
1170	0661 1000 38	1	SEAL WASHER	(03/11/2008 - 13/04/2013)

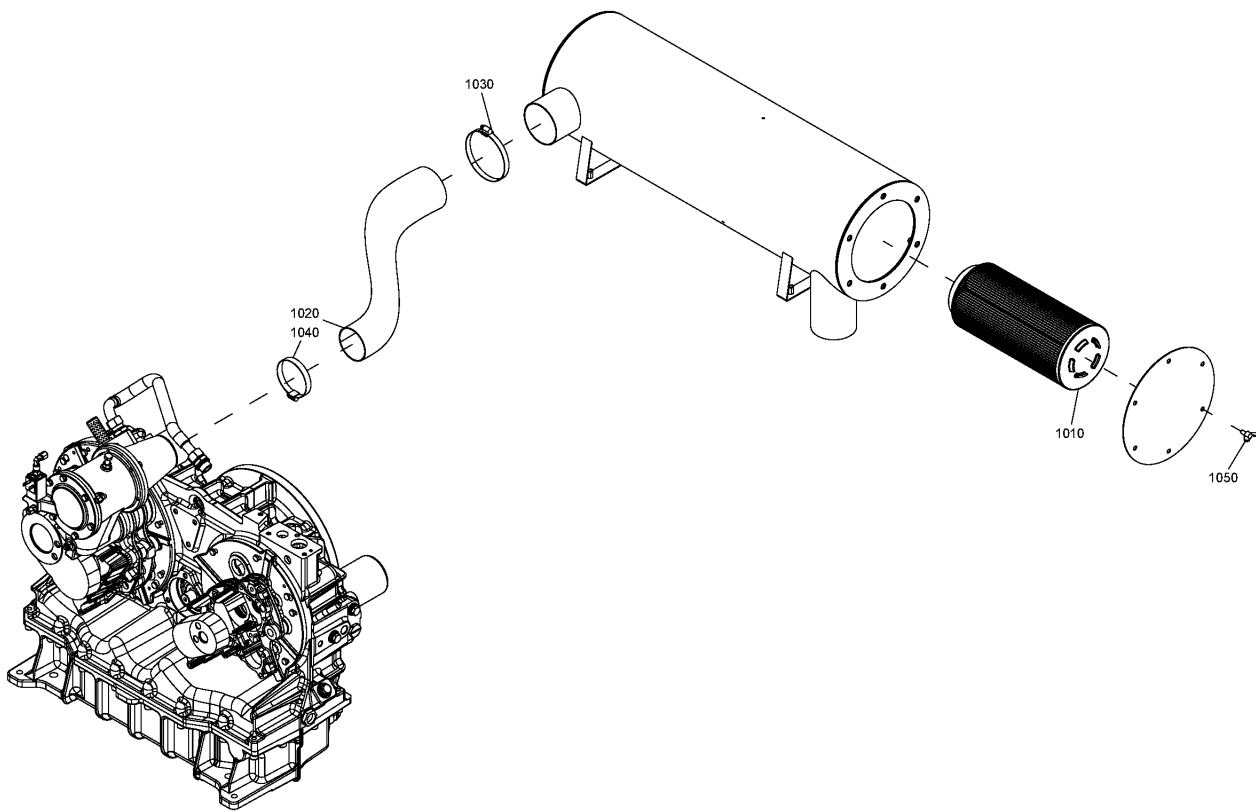


Ref	Part Number	Qty	Name	Validity
1010		2	DISC SPRING	(03/11/2008 - ...)
	 Service kits:	2901	1108 00 - OIL PUMP KIT	
1020	1622 1149 00	1	RING	(03/11/2008 - 25/10/2010)
	 Substituted by:	1625	7488 00 - RING (quantity: 1)	
1020		1	RING	(26/10/2010 - ...)
	 Service kits:	2901	1108 00 - OIL PUMP KIT	
1030		1	PARALLEL KEY	(03/11/2008 - ...)
	 Service kits:	2901	1108 00 - OIL PUMP KIT	
1040		1	OIL PUMP	(03/11/2008 - ...)
	 Service kits:	2901	1108 00 - OIL PUMP KIT	
1050		1	ECCENTRIC RING	(03/11/2008 - ...)
	 Service kits:	2901	1108 00 - OIL PUMP KIT	
1060		1	PIN	(03/11/2008 - ...)
	 Service kits:	2901	1108 00 - OIL PUMP KIT	



15 - Oil pump cover without bypass

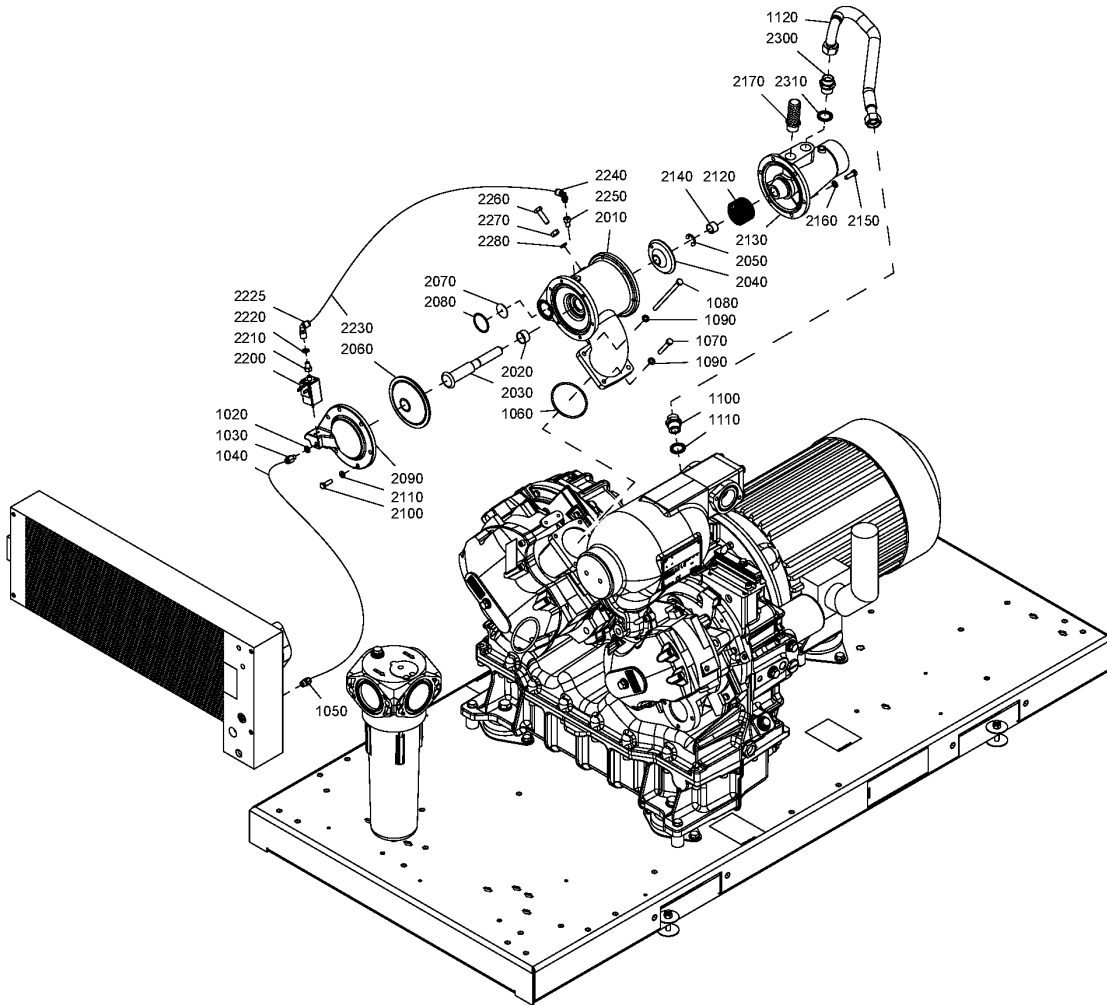
Ref	Part Number	Qty	Name	Validity
1010	1622 1672 00	1	COVER	(03/11/2008 - ...)
1020		1	O-RING	(03/11/2008 - ...)
	 Service kits:	2901	1108 00 - OIL PUMP KIT	
		2901	1112 00 - DRIVE SHAFT BEAR. KIT	
		2901	1865 00 - HP EL EXCHANGE KIT(Z2008)	
1030		1	O-RING	(03/11/2008 - ...)
	 Service kits:	2901	1108 00 - OIL PUMP KIT	
		2901	1112 00 - DRIVE SHAFT BEAR. KIT	
1040	0147 1369 03	3	HEXAGON BOLT	(03/11/2008 - ...)
1050	0301 2344 00	3	WASHER	(03/11/2008 - ...)



Ref	Part Number	Qty	Name	Validity
1010		1	ELEMENT	(03/11/2008 - ...)
	↻ Substituted by:	2903 7407 00 - (=1613 7407 00) AIR FILTER EL. (quantity: 1)		
	📦 Service kits:	2901 1105 00 - AIR/OIL F.KIT		
1020	1622 5834 00	1	HOSE	(03/11/2008 - ...)
1030	0347 6115 00	1	HOSE CLIP	(03/11/2008 - ...)
1040	0347 6116 00	1	HOSE CLIP	(03/11/2008 - ...)
	↻ Substituted by:	0347 6100 04 - HOSE CLIP (quantity: 1)		
1050	0147 1963 08	4	SCREW	(14/09/2009 - 20/09/2010)
1050	0223 1322 02	4	WING SCREW	(21/09/2010 - ...)

17.1 - Inlet throttle valve ZT

MODEL:ZT30_08 , MODEL:ZT37_08 , MODEL:ZT45_08



17.1 - Inlet throttle valve ZT

MODEL:ZT30_08 , MODEL:ZT37_08 , MODEL:ZT45_08

Ref	Part Number	Qty	Name	Validity
1020		1	SEAL WASHER	(03/11/2008 - 13/04/2013)
	Service kits:	2901	1104 00 - INLET VALVE OVERHAUL KIT	
1030	0581 0000 38	1	PIPE COUPLING	(03/11/2008 - 13/04/2013)
1030	0583 8100 76	1	COUPLING STR	(14/04/2013 - ...)
1040	0070 6002 03	AR	PLASTIC TUBE	(03/11/2008 - ...)
1050	0581 0000 78	1	PIPE COUPLING	(03/11/2008 - 13/04/2013)
1050	0583 8100 83	1	COUPLING	(14/04/2013 - 29/07/2014)
1050	0583 8100 69	1	FITTING PIPE	(30/07/2014 - ...)
1060		1	O-RING	(03/11/2008 - ...)
	Service kits:	2901	1104 00 - INLET VALVE OVERHAUL KIT	
		2901	1866 00 - LP EXCHANGE KIT(Z2008)	
1070	0147 1331 03	2	HEXAGON BOLT	(03/11/2008 - ...)
1080	0147 1345 03	2	SCREW	(03/11/2008 - ...)
1090	0301 2335 00	4	PLAIN WASHER	(03/11/2008 - ...)
1100	0571 0035 75	1	NIPPLE	(03/11/2008 - ...)
1110	0661 1000 43	1	SEAL WASHER	(03/11/2008 - ...)
1120	1622 2664 00	1	PIPE	(03/11/2008 - ...)
	1622 1111 82	1	INLET THROTTLE VALVE	(03/11/2008 - ...)
2010	• 1622 1111 00	1	VALVE HOUSING	(03/11/2008 - 02/02/2012)
	Substituted by:	1622	1111 01 - HOUSING (quantity: 1)	
2010	• 1622 1111 01	1	HOUSING	(03/02/2012 - ...)
2020	•	1	BEARING	
	Service kits:	2901	1104 00 - INLET VALVE OVERHAUL KIT	
2030	• 1613 5718 00	1	VALVE	
2040	•	1	VALVE	
	Service kits:	2901	1104 00 - INLET VALVE OVERHAUL KIT	
2050	•	1	RETAINING RING	
	Service kits:	2901	1104 00 - INLET VALVE OVERHAUL KIT	
2060	•	1	DIAPHRAGM	
	Service kits:	2901	1101 00 - INLET VALVE OVERHAUL KIT	
2070	•	1	MEMBRANE	
	Service kits:	2901	1101 00 - INLET VALVE OVERHAUL KIT	
2080	•	1	O-RING	
	Service kits:	2901	1101 00 - INLET VALVE OVERHAUL KIT	
2090	• 1622 1112 00	1	VALVE COVER	(03/11/2008 - 24/04/2012)
	Substituted by:	1622	1112 01 - COVER (quantity: 1)	
2090	• 1622 1112 01	1	COVER	(25/04/2012 - ...)
2100	• 0147 1325 03	6	HEX.BOLT	
2110	• 0301 2335 00	6	PLAIN WASHER	
2120	•	1	SPRING	
	Service kits:	2901	1104 00 - INLET VALVE OVERHAUL KIT	
2130	• 1622 1671 00	1	CONNECTION	(03/11/2008 - 24/04/2012)
	Substituted by:	1622	1671 01 - CONNECT. (quantity: 1)	
2130	• 1622 1671 01	1	CONNECT.	(25/04/2012 - ...)
2140	•	1	BUSHING	
	Service kits:	2901	1104 00 - INLET VALVE OVERHAUL KIT	
2150	• 0147 1325 03	6	HEX.BOLT	
2160	• 0301 2335 00	6	PLAIN WASHER	
2170	•	1	MUFFLER	
	Service kits:	2901	1101 00 - INLET VALVE OVERHAUL KIT	
2200	• 1089 0428 13	1	SOLENOID VALVE	
2210	• 0605 8350 63	1	BUSHING	(03/11/2008 - 13/04/2013)
2220	•	2	SEAL WASHER	(03/11/2008 - 13/04/2013)
	Service kits:	2901	1104 00 - INLET VALVE OVERHAUL KIT	
2220	•	1	SEAL WASHER	(14/04/2013 - ...)
	Service kits:	2901	1104 00 - INLET VALVE OVERHAUL KIT	

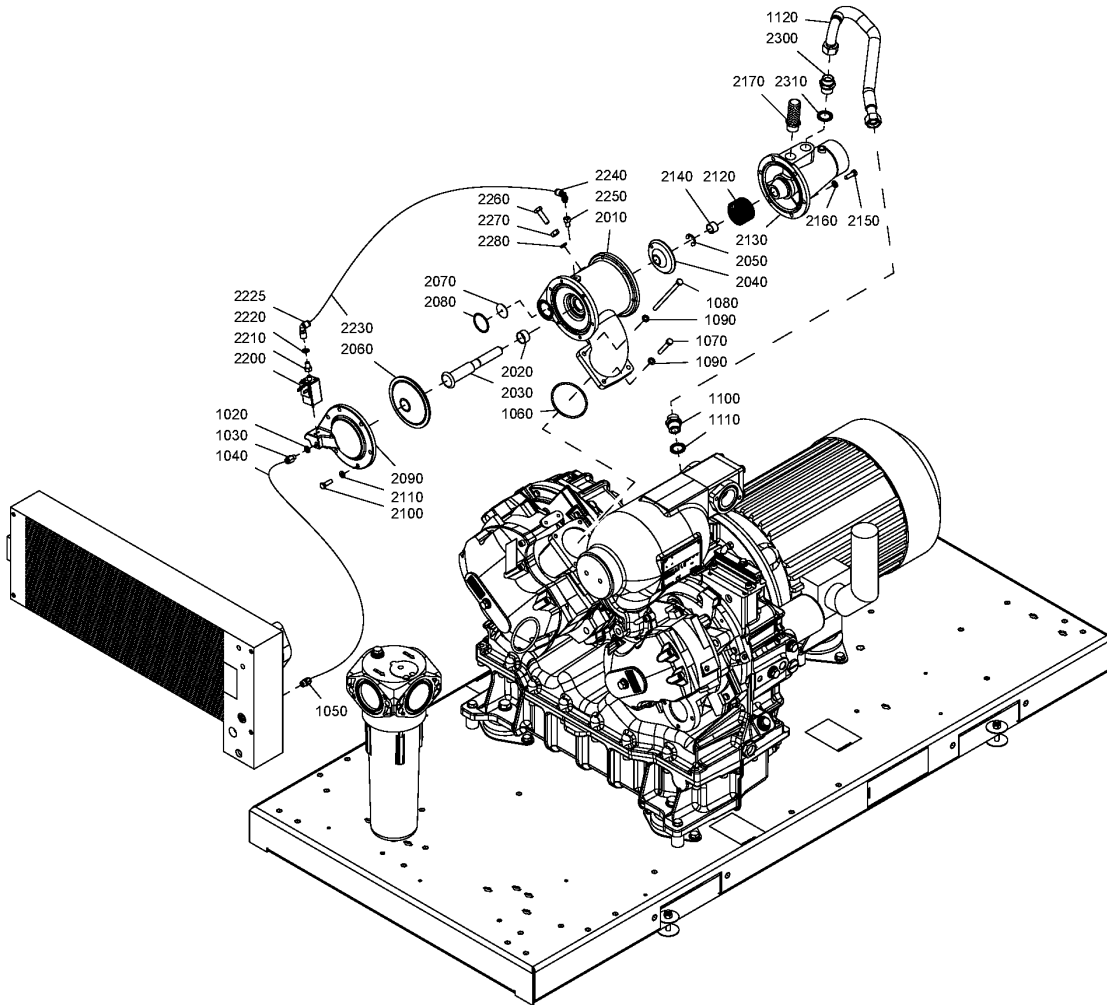
Legend:

MODEL:ZT30_08 - Model:ZT 30

MODEL:ZT37_08 - Model:ZT 37

MODEL:ZT45_08 - Model:ZT 45

17.1 - Inlet throttle valve ZT
 MODEL:ZT30_08 , MODEL:ZT37_08 , MODEL:ZT45_08



17.1 - Inlet throttle valve ZT

MODEL:ZT30_08 , MODEL:ZT37_08 , MODEL:ZT45_08

Ref	Part Number	Qty	Name	Validity
2225	• 0581 1200 52	1	ELBOW COUPLING	(03/11/2008 - 13/04/2013)
2225	• 0583 8121 23	1	FITTING PIPE	(14/04/2013 - ...)
2230	• 0070 6002 03	AR	PLASTIC TUBE	
2240	• 0581 1200 26	1	ELBOW COUPLING	(03/11/2008 - 13/04/2013)
2240	• 0583 8120 75	1	FITTING TUBE	(14/04/2013 - ...)
2250	• 0605 8350 63	1	BUSHING	(03/11/2008 - 13/04/2013)
2260	• 0147 1364 03	1	HEX.BOLT	
2270	• 0266 2111 00	1	NUT	
2280	•	1	SEAL WASHER	
	📦 Service kits:	2901	1104 00 - INLET VALVE OVERHAUL KIT	
2300	• 0571 0035 75	1	NIPPLE	
2310	•	1	SEAL WASHER	
	📦 Service kits:	2901	1101 00 - INLET VALVE OVERHAUL KIT	
		2901	1104 00 - INLET VALVE OVERHAUL KIT	

Legend:

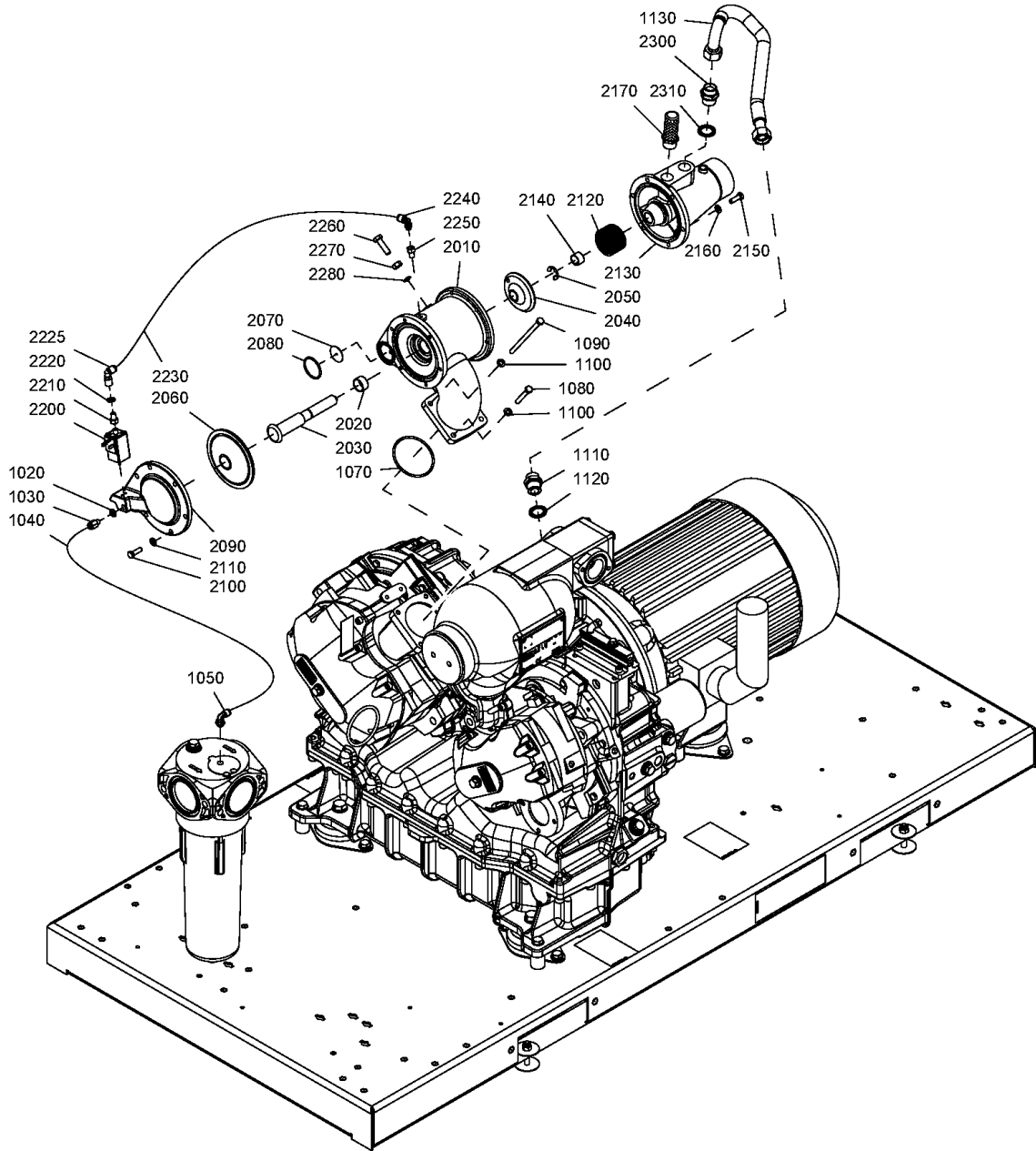
MODEL:ZT30_08 - Model:ZT 30

MODEL:ZT37_08 - Model:ZT 37

MODEL:ZT45_08 - Model:ZT 45

















17.2 - Inlet throttle valve ZR

MODEL:ZR30_08 , MODEL:ZR37_08 , MODEL:ZR45_08



17.2 - Inlet throttle valve ZR

MODEL:ZR30_08 , MODEL:ZR37_08 , MODEL:ZR45_08

Ref	Part Number	Qty	Name	Validity
1020		1	SEAL WASHER	(03/11/2008 - 13/04/2013)
	 Service kits:	2901	1104 00 - INLET VALVE OVERHAUL KIT	
1030	0581 0000 38	1	PIPE COUPLING	(03/11/2008 - 13/04/2013)
1030	0583 8100 76	1	COUPLING STR	(14/04/2013 - ...)
1040	0070 6002 03	AR	PLASTIC TUBE	(03/11/2008 - ...)
1050	0581 1200 23	1	ELBOW COUPLING	(03/11/2008 - 13/04/2013)
1050	0583 8120 74	1	FITTING PIPE	(14/04/2013 - ...)
1070		1	O-RING	(03/11/2008 - ...)
	 Service kits:	2901	1104 00 - INLET VALVE OVERHAUL KIT	
		2901	1866 00 - LP EXCHANGE KIT(Z2008)	
1080	0147 1331 03	2	HEXAGON BOLT	(03/11/2008 - ...)
1090	0147 1345 03	2	SCREW	(03/11/2008 - ...)
1100	0301 2335 00	4	PLAIN WASHER	(03/11/2008 - ...)
1110	0571 0035 75	1	NIPPLE	(03/11/2008 - ...)
1120	0661 1000 43	1	SEAL WASHER	(03/11/2008 - ...)
1130	1622 2664 00	1	PIPE	(03/11/2008 - ...)
	1622 1111 82	1	INLET THROTTLE VALVE	(03/11/2008 - ...)
2010	• 1622 1111 00	1	VALVE HOUSING	(03/11/2008 - 02/02/2012)
	 Substituted by:	1622	1111 01 - HOUSING (quantity: 1)	
2010	• 1622 1111 01	1	HOUSING	(03/02/2012 - ...)
2020	•	1	BEARING	
	 Service kits:	2901	1104 00 - INLET VALVE OVERHAUL KIT	
2030	• 1613 5718 00	1	VALVE	
2040	•	1	VALVE	
	 Service kits:	2901	1104 00 - INLET VALVE OVERHAUL KIT	
2050	•	1	RETAINING RING	
	 Service kits:	2901	1104 00 - INLET VALVE OVERHAUL KIT	
2060	•	1	DIAPHRAGM	
	 Service kits:	2901	1101 00 - INLET VALVE OVERHAUL KIT	
2070	•	1	MEMBRANE	
	 Service kits:	2901	1101 00 - INLET VALVE OVERHAUL KIT	
2080	•	1	O-RING	
	 Service kits:	2901	1101 00 - INLET VALVE OVERHAUL KIT	
2090	• 1622 1112 00	1	VALVE COVER	(03/11/2008 - 24/04/2012)
	 Substituted by:	1622	1112 01 - COVER (quantity: 1)	
2090	• 1622 1112 01	1	COVER	(25/04/2012 - ...)
2100	• 0147 1325 03	6	HEX.BOLT	
2110	• 0301 2335 00	6	PLAIN WASHER	
2120	•	1	SPRING	
	 Service kits:	2901	1104 00 - INLET VALVE OVERHAUL KIT	
2130	• 1622 1671 00	1	CONNECTION	(03/11/2008 - 24/04/2012)
	 Substituted by:	1622	1671 01 - CONNECT. (quantity: 1)	
2130	• 1622 1671 01	1	CONNECT.	(25/04/2012 - ...)
2140	•	1	BUSHING	
	 Service kits:	2901	1104 00 - INLET VALVE OVERHAUL KIT	
2150	• 0147 1325 03	6	HEX.BOLT	
2160	• 0301 2335 00	6	PLAIN WASHER	
2170	•	1	MUFFLER	
	 Service kits:	2901	1101 00 - INLET VALVE OVERHAUL KIT	
2200	• 1089 0428 13	1	SOLENOID VALVE	
2210	• 0605 8350 63	1	BUSHING	(03/11/2008 - 13/04/2013)
2220	•	2	SEAL WASHER	(03/11/2008 - 13/04/2013)
	 Service kits:	2901	1104 00 - INLET VALVE OVERHAUL KIT	
2220	•	1	SEAL WASHER	(14/04/2013 - ...)
	 Service kits:	2901	1104 00 - INLET VALVE OVERHAUL KIT	
2225	• 0581 1200 52	1	ELBOW COUPLING	(03/11/2008 - 13/04/2013)

Legend:

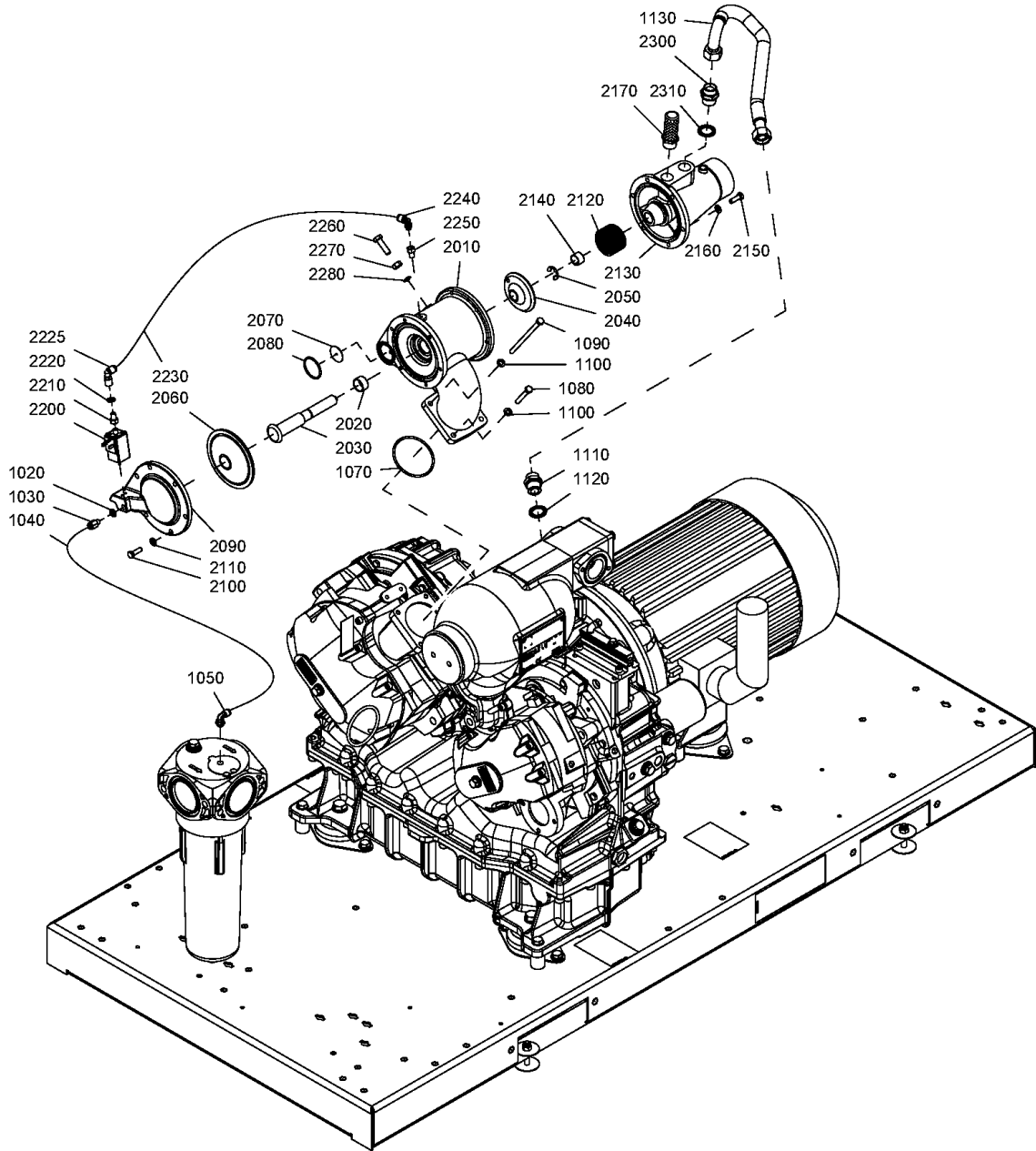
MODEL:ZR30_08 - Model:ZR 30

MODEL:ZR37_08 - Model:ZR 37

MODEL:ZR45_08 - Model:ZR 45

17.2 - Inlet throttle valve ZR

MODEL:ZR30_08 , MODEL:ZR37_08 , MODEL:ZR45_08



17.2 - Inlet throttle valve ZR

MODEL:ZR30_08 , MODEL:ZR37_08 , MODEL:ZR45_08

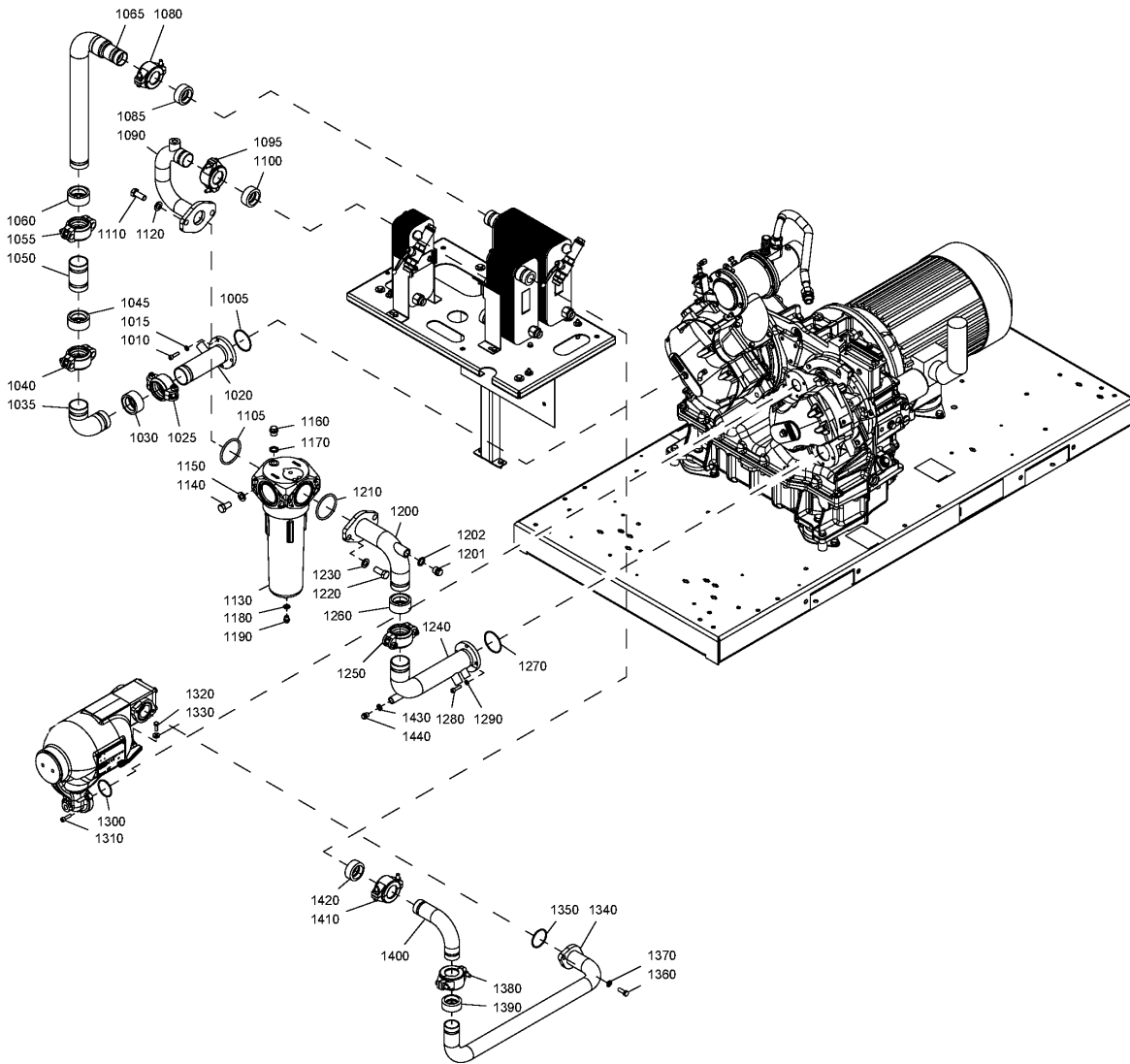
Ref	Part Number	Qty	Name	Validity
2225	• 0583 8121 23	1	FITTING PIPE	(14/04/2013 - ...)
2230	• 0070 6002 03	AR	PLASTIC TUBE 8X6 BLACK	
2240	• 0581 1200 26	1	ELBOW COUPLING	(03/11/2008 - 13/04/2013)
2240	• 0583 8120 75	1	FITTING TUBE	(14/04/2013 - ...)
2250	• 0605 8350 63	1	BUSHING	(03/11/2008 - 13/04/2013)
2260	• 0147 1364 03	1	HEX.BOLT	
2270	• 0266 2111 00	1	NUT	
2280	•	1	SEAL WASHER	
	🛠 Service kits:	2901 1104 00	INLET VALVE OVERHAUL KIT	
2300	• 0571 0035 75	1	NIPPLE	
2310	•	1	SEAL WASHER	
	🛠 Service kits:	2901 1101 00	INLET VALVE OVERHAUL KIT	
		2901 1104 00	INLET VALVE OVERHAUL KIT	

Legend:

MODEL:ZR30_08 - Model:ZR 30

MODEL:ZR37_08 - Model:ZR 37

MODEL:ZR45_08 - Model:ZR 45



17.3 - Air flow ZR 30 - ZR 37 HAV - ZR 45 (30/07/2009 - 19/10/2014)

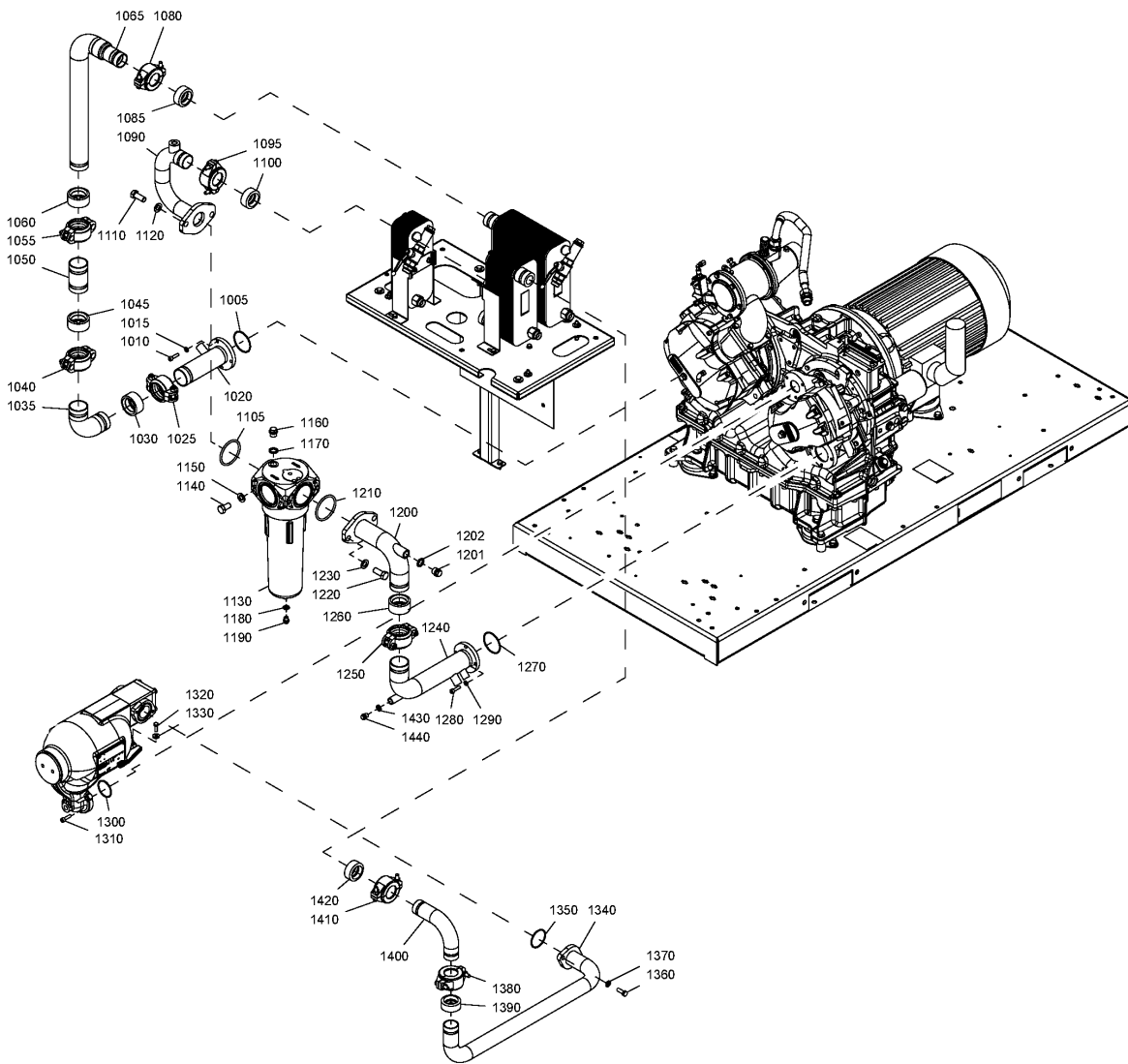
HAT:Y + MODEL:ZR37_08 , MODEL:ZR30_08 , MODEL:ZR45_08

Ref	Part Number	Qty	Name	Validity
1005		1	O-RING	(30/07/2009 - 19/10/2014)
	 Service kits:	2901	1866 00 - LP EXCHANGE KIT(Z2008)	
1010	0211 1326 03	4	CAP SCREW	(30/07/2009 - 19/10/2014)
1015	0301 2335 00	4	PLAIN WASHER	(30/07/2009 - 19/10/2014)
1020	1622 8135 00	1	PIPE	(30/07/2009 - 19/10/2014)
1025	0634 1000 23	1	PIPE COUPLING	(30/07/2009 - 19/10/2014)
1030		1	SEAL	(30/07/2009 - 19/10/2014)
	 Service kits:	2901	1866 00 - LP EXCHANGE KIT(Z2008)	
1035	1622 8136 00	1	PIPE	(30/07/2009 - 19/10/2014)
1040	0634 1000 23	1	PIPE COUPLING	(30/07/2009 - 19/10/2014)
1045	0634 1000 80	1	SEAL	(30/07/2009 - 19/10/2014)
1050	1622 8137 00	1	PIPE	(30/07/2009 - 19/10/2014)
1055	0634 1000 23	1	PIPE COUPLING	(30/07/2009 - 19/10/2014)
1060		1	SEAL	(30/07/2009 - 19/10/2014)
	 Service kits:	2901	1868 00 - COOLER KIT ZR (Z2008)	
1065	1622 8138 00	1	PIPE	(30/07/2009 - 19/10/2014)
1080	0634 1000 27	1	PIPE COUPLING	(30/07/2009 - 19/10/2014)
1085		1	SEAL	(30/07/2009 - 19/10/2014)
	 Service kits:	2901	1868 00 - COOLER KIT ZR (Z2008)	
1090	1622 7585 00	1	PIPE	(30/07/2009 - 19/10/2014)
1095	0634 1000 27	1	PIPE COUPLING	(30/07/2009 - 19/10/2014)
1100		1	SEAL	(30/07/2009 - 19/10/2014)
	 Service kits:	2901	1868 00 - COOLER KIT ZR (Z2008)	
1105		1	O-RING	(30/07/2009 - 19/10/2014)
	 Service kits:	2901	1868 00 - COOLER KIT ZR (Z2008)	
1110	0147 1477 03	2	HEX. HEAD SCREW	(30/07/2009 - 19/10/2014)
1120	0301 2378 00	2	WASHER	(30/07/2009 - 19/10/2014)
1130	1613 9370 83	1	WSD 250	(30/07/2009 - 19/10/2014)
	• 0663 6147 00	1	O-RING	
	• 0663 6136 00	1	O-RING	
	• 1613 9946 00	1	CONNECTION	
	• 0663 2111 27	1	O-RING	
	• 0261 2118 00	1	NUT	
1140	0147 1475 03	2	HEXAGON BOLT	(30/07/2009 - 19/10/2014)
1150	0301 2378 00	2	WASHER	(30/07/2009 - 19/10/2014)
1160	0686 3716 02	1	PLUG	(30/07/2009 - 19/10/2014)
1170	0661 1000 39	1	SEAL WASHER	(30/07/2009 - 19/10/2014)
1180	0686 3716 01	1	PLUG	(30/07/2009 - 19/10/2014)
1190	0661 1000 38	1	SEAL WASHER	(30/07/2009 - 19/10/2014)
1200	1622 7586 00	1	PIPE	(30/07/2009 - 19/10/2014)
1201	0686 3716 02	1	PLUG	(30/07/2009 - 19/10/2014)
1202	0661 1000 39	1	SEAL WASHER	(30/07/2009 - 19/10/2014)
1210		1	O-RING	(30/07/2009 - 19/10/2014)
	 Service kits:	2901	1868 00 - COOLER KIT ZR (Z2008)	
1220	0147 1477 03	2	HEX. HEAD SCREW	(30/07/2009 - 19/10/2014)
1230	0301 2378 00	2	WASHER	(30/07/2009 - 19/10/2014)
1240	1622 7587 00	1	PIPE	(30/07/2009 - 19/10/2014)
1250	0634 1000 23	1	PIPE COUPLING	(30/07/2009 - 19/10/2014)
1260		1	SEAL	(30/07/2009 - 19/10/2014)
	 Service kits:	2901	1865 00 - HP EL EXCHANGE KIT(Z2008)	
		2901	1868 00 - COOLER KIT ZR (Z2008)	
1270		1	O-RING	(30/07/2009 - 19/10/2014)
	 Service kits:	2901	1865 00 - HP EL EXCHANGE KIT(Z2008)	

Legend:





HAT:Y - High ambient temperature version:High ambient condition MODEL:ZR30_08 - Model:ZR 30
MODEL:ZR45_08 - Model:ZR 45

MODEL:ZR37_08 - Model:ZR 37



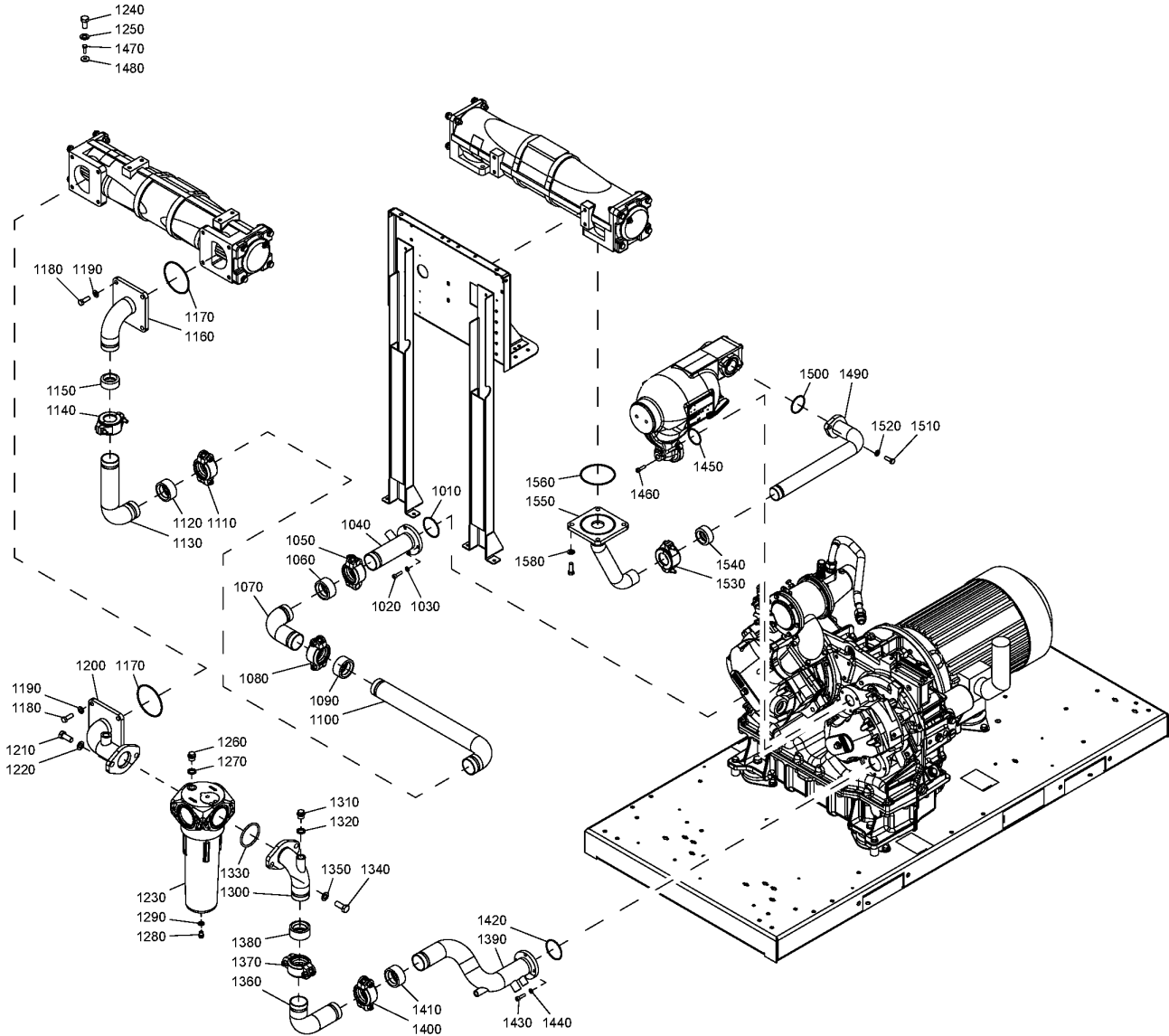
17.3 - Air flow ZR 30 - ZR 37 HAV - ZR 45 (30/07/2009 - 19/10/2014)

HAT:Y + MODEL:ZR37_08 , MODEL:ZR30_08 , MODEL:ZR45_08

Ref	Part Number	Qty	Name	Validity
1280	0211 1326 03	4	CAP SCREW	(30/07/2009 - 19/10/2014)
1290	0301 2335 00	4	PLAIN WASHER	(30/07/2009 - 19/10/2014)
1300		1	O-RING	(30/07/2009 - 19/10/2014)
	 Service kits:	2901 1865 00	- HP EL EXCHANGE KIT(Z2008)	
1310	0211 1326 03	3	CAP SCREW	(30/07/2009 - 19/10/2014)
1320	0147 1325 03	1	HEX.BOLT	(30/07/2009 - 19/10/2014)
1330	0300-0275-04	1	PLAIN WASHER	(30/07/2009 - 19/10/2014)
	 Substituted by:	0300 0276 21	- WASHER (quantity: 1)	
1340	1622 7589 00	1	PIPE	(30/07/2009 - 19/10/2014)
1350		1	O-RING	(30/07/2009 - 19/10/2014)
	 Service kits:	2901 1864 00	- CHECK VALVE KIT(Z2008)	
		2901 1865 00	- HP EL EXCHANGE KIT(Z2008)	
1360	0147 1363 03	2	HEX.BOLT	(30/07/2009 - 19/10/2014)
1370	0301 2344 00	2	WASHER	(30/07/2009 - 19/10/2014)
1380	0634 1000 27	1	PIPE COUPLING	(30/07/2009 - 19/10/2014)
1390		1	SEAL	(30/07/2009 - 19/10/2014)
	 Service kits:	2901 1865 00	- HP EL EXCHANGE KIT(Z2008)	
		2901 1868 00	- COOLER KIT ZR (Z2008)	
1400	1622 7588 00	1	PIPE	(30/07/2009 - 19/10/2014)
1410	0634 1000 27	1	PIPE COUPLING	(30/07/2009 - 19/10/2014)
1420	0634 1000 83	1	SEAL	(30/07/2009 - 19/10/2014)
1430	0686 3716 01	1	PLUG	(30/07/2009 - 19/10/2014)
1440	0661 1000 38	1	SEAL WASHER	(30/07/2009 - 19/10/2014)

Legend:HAT:Y - High ambient temperature version:High ambient condition MODEL:ZR30_08 - Model:ZR 30
MODEL:ZR45_08 - Model:ZR 45

MODEL:ZR37_08 - Model:ZR 37



17.4 - Air flow ZR 30 - ZR 37 HAV - ZR 45 (20/10/2014 - ...)

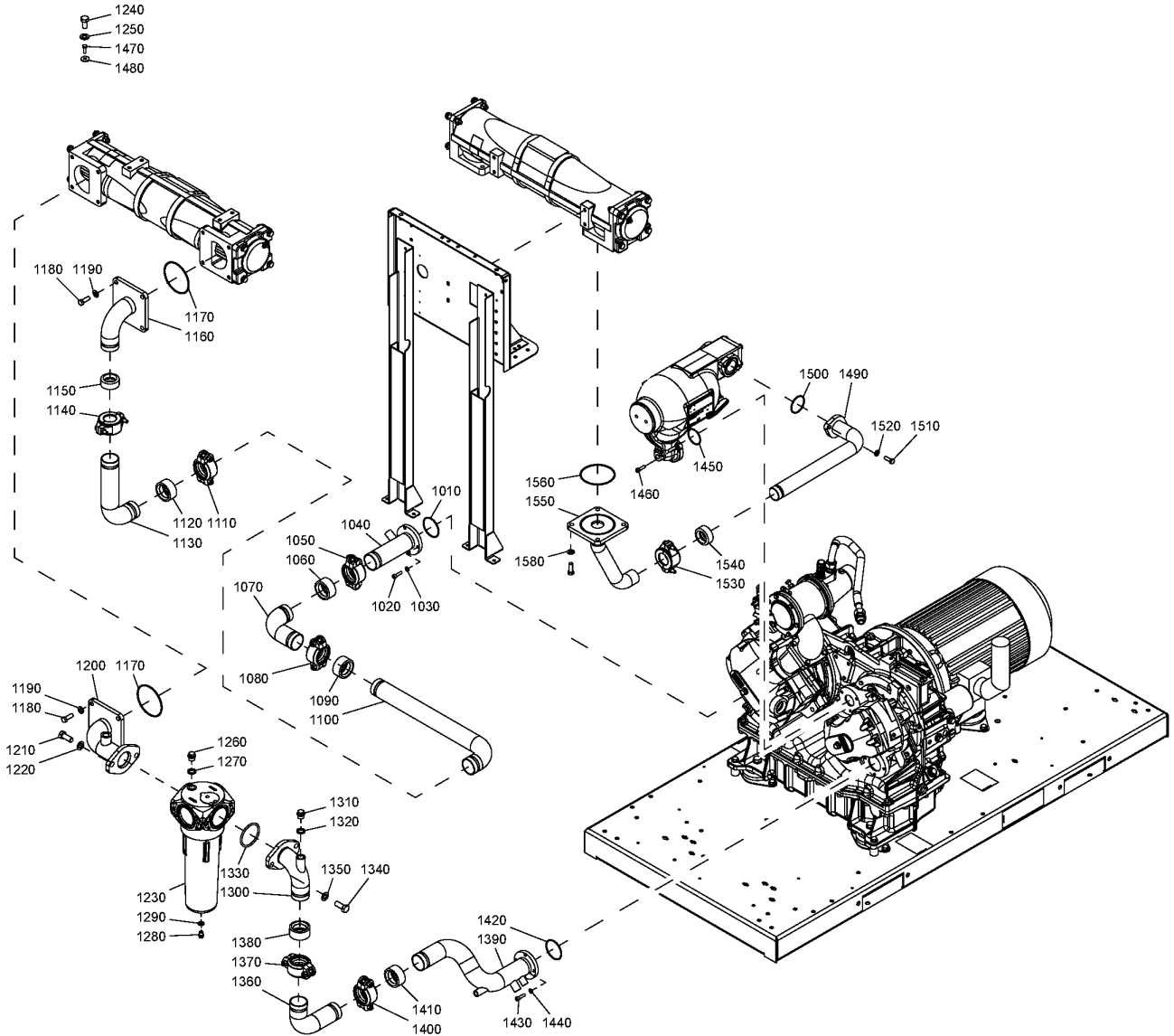
HAT:Y + MODEL:ZR37_08 , MODEL:ZR30_08 , MODEL:ZR45_08

Ref	Part Number	Qty	Name	Validity
1010		1	O-RING	(20/10/2014 - ...)
	Service kits:	2901	1866 00 - LP EXCHANGE KIT(Z2008)	
1020	0211 1326 03	4	CAP SCREW	(20/10/2014 - ...)
1030	0301 2335 00	4	PLAIN WASHER	(20/10/2014 - ...)
1040	1622 8135 10	1	PIPE	(20/10/2014 - ...)
1050	0634 1000 23	1	PIPE COUPLING	(20/10/2014 - ...)
1060	0634 1000 80	1	SEAL	(20/10/2014 - ...)
1070	1625 8591 00	1	PIPE	(20/10/2014 - ...)
1080	0634 1000 23	1	PIPE COUPLING	(20/10/2014 - ...)
1090		1	SEAL	(20/10/2014 - ...)
	Service kits:	2901	1866 00 - LP EXCHANGE KIT(Z2008)	
1100	1625 8801 00	1	PIPE	(20/10/2014 - ...)
1110	0634 1000 23	1	PIPE COUPLING	(20/10/2014 - ...)
1120	0634 1000 80	1	SEAL	(20/10/2014 - ...)
1130	1625 8828 00	1	PIPE	(20/10/2014 - ...)
1140	0634 1000 27	1	PIPE COUPLING	(20/10/2014 - ...)
1150	0634 1000 83	1	SEAL	(20/10/2014 - ...)
1160	1625 8802 00	1	PIPE	(20/10/2014 - ...)
1170	0663 2106 51	2	O-RING	(20/10/2014 - ...)
1180	0147 1402 03	8	HEX. HEAD SCREW	(20/10/2014 - ...)
1190	0301 2358 00	8	PLAIN WASHER	(20/10/2014 - ...)
1200	1625 8586 00	1	PIPE	(20/10/2014 - ...)
1210	0147 1477 03	2	HEX. HEAD SCREW	(20/10/2014 - ...)
1220	0301 2378 00	2	WASHER	(20/10/2014 - ...)
1230	1613 9370 83	1	WSD 250	(20/10/2014 - ...)
	• 0663 6147 00	1	O-RING	
	• 0663 6136 00	1	O-RING	
	• 1613 9946 00	1	CONNECTION	
	• 0663 2111 27	1	O-RING	
	• 0261 2118 00	1	NUT	
1240	0147 1475 03	2	HEXAGON BOLT	(20/10/2014 - ...)
1250	0301 2378 00	2	WASHER	(20/10/2014 - ...)
1260	0686 3716 02	1	PLUG	(20/10/2014 - ...)
1270	0661 1000 39	1	SEAL WASHER	(20/10/2014 - ...)
1280	0686 3716 01	1	PLUG	(20/10/2014 - ...)
1290	0661 1000 38	1	SEAL WASHER	(20/10/2014 - ...)
1300	1625 8587 00	1	PIPE	(20/10/2014 - ...)
1310	0686 3716 02	1	PLUG	(20/10/2014 - ...)
1320	0661 1000 39	1	SEAL WASHER	(20/10/2014 - ...)
1330	0663 2107 94	1	O-RING	(20/10/2014 - ...)
1340	0147 1477 03	2	HEX. HEAD SCREW	(20/10/2014 - ...)
1350	0301 2378 00	2	WASHER	(20/10/2014 - ...)
1360	1625 8588 00	1	PIPE	(20/10/2014 - ...)
1370	0634 1000 23	1	PIPE COUPLING	(20/10/2014 - ...)
1380		1	SEAL	(20/10/2014 - ...)
	Service kits:	2901	1865 00 - HP EL EXCHANGE KIT(Z2008)	
1390	1625 8589 00	1	PIPE	(20/10/2014 - ...)
1400	0634 1000 23	1	PIPE COUPLING	(20/10/2014 - ...)
1410	0634 1000 80	1	SEAL	(20/10/2014 - ...)
1420		1	O-RING	(20/10/2014 - ...)
	Service kits:	2901	1865 00 - HP EL EXCHANGE KIT(Z2008)	

Legend:

HAT:Y - High ambient temperature version:High ambient condition MODEL:ZR30_08 - Model:ZR 30
MODEL:ZR45_08 - Model:ZR 45

MODEL:ZR37_08 - Model:ZR 37



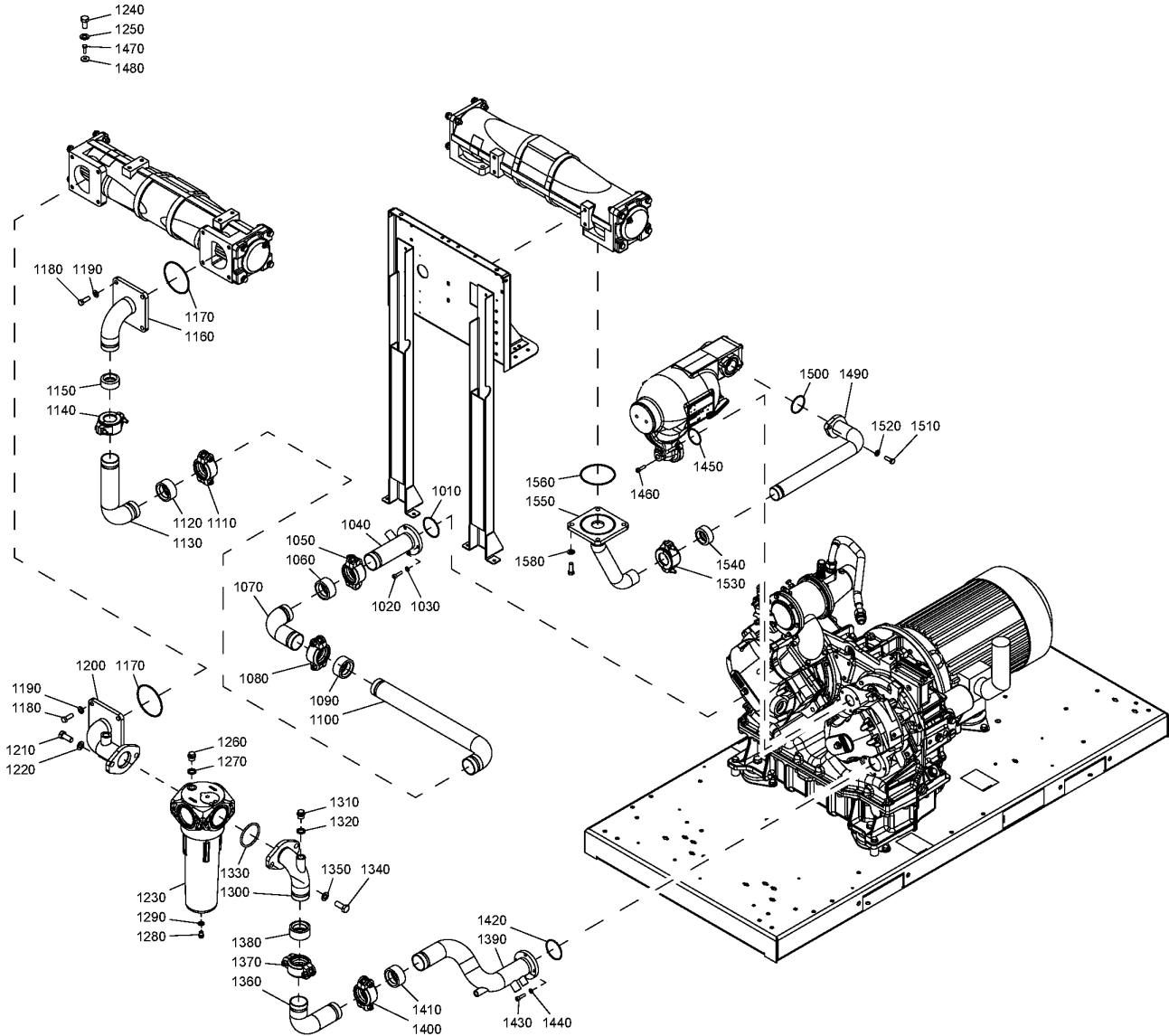
17.4 - Air flow ZR 30 - ZR 37 HAV - ZR 45 (20/10/2014 - ...)

HAT:Y + MODEL:ZR37_08 , MODEL:ZR30_08 , MODEL:ZR45_08

Ref	Part Number	Qty	Name	Validity
1430	0211 1326 03	4	CAP SCREW	(20/10/2014 - ...)
1440	0301 2335 00	4	PLAIN WASHER	(20/10/2014 - ...)
1450		1	O-RING	(20/10/2014 - ...)
	 Service kits:	2901 1865 00	- HP EL EXCHANGE KIT(Z2008)	
1460	0211 1326 03	3	CAP SCREW	(20/10/2014 - ...)
1470	0147 1325 03	1	HEX.BOLT	(20/10/2014 - ...)
1480	0300-0275-04	1	PLAIN WASHER	(20/10/2014 - ...)
	 Substituted by:	0300 0276 21	- WASHER (quantity: 1)	
1490	1625 8585 00	1	PIPE	(20/10/2014 - ...)
1500		1	O-RING	(20/10/2014 - ...)
	 Service kits:	2901 1864 00	- CHECK VALVE KIT(Z2008)	
		2901 1865 00	- HP EL EXCHANGE KIT(Z2008)	
1510	0147 1363 03	2	HEX.BOLT	(20/10/2014 - ...)
1520	0301 2344 00	2	WASHER	(20/10/2014 - ...)
1530	0634 1000 27	1	PIPE COUPLING	(20/10/2014 - ...)
1540		1	SEAL	(20/10/2014 - ...)
	 Service kits:	2901 1865 00	- HP EL EXCHANGE KIT(Z2008)	
1550	1625 8584 00	1	PIPE	(20/10/2014 - ...)
1560	0663 2106 51	1	O-RING	(20/10/2014 - ...)
1580	0301 2358 00	4	PLAIN WASHER	(20/10/2014 - ...)





Legend:HAT:Y - High ambient temperature version:High ambient condition MODEL:ZR30_08 - Model:ZR 30
MODEL:ZR45_08 - Model:ZR 45

MODEL:ZR37_08 - Model:ZR 37



17.5 - Air flow ZR 37 7,5 bar - ZR 37 8,6 bar 60Hz (20/10/2014 - ...)

(FREQ:50HZ + PRESS:7.5BAR , PRESS:8.6BAR) + HAT:N + MODEL:ZR37_08

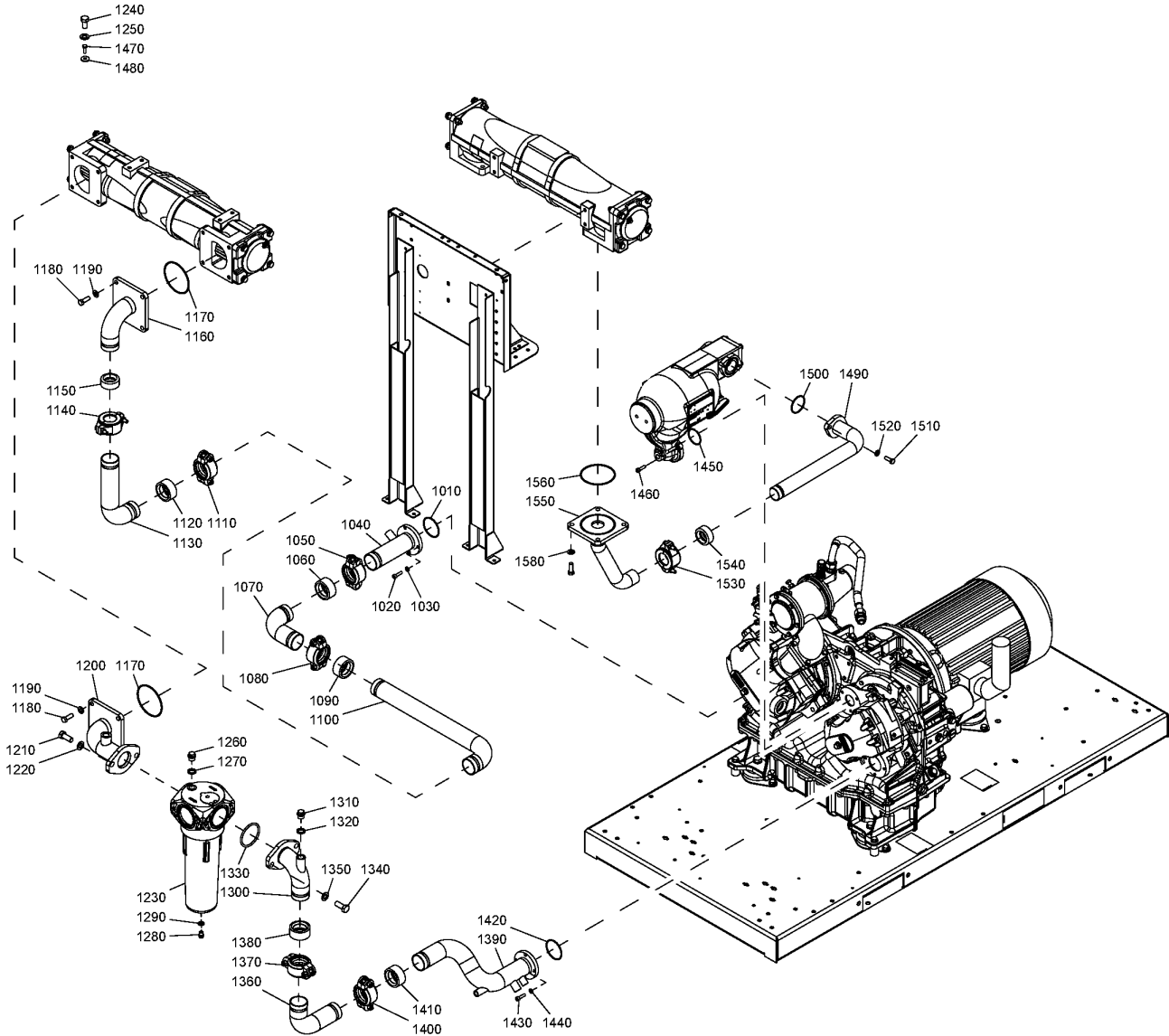
Ref	Part Number	Qty	Name	Validity
1010		1	O-RING	(20/10/2014 - ...)
	 Service kits:	2901	1866 00 - LP EXCHANGE KIT(Z2008)	
1020	0211 1326 03	4	CAP SCREW	(20/10/2014 - ...)
1030	0301 2335 00	4	PLAIN WASHER	(20/10/2014 - ...)
1040	1622 8135 10	1	PIPE	(20/10/2014 - ...)
1050	0634 1000 23	1	PIPE COUPLING	(20/10/2014 - ...)
1060	0634 1000 80	1	SEAL	(20/10/2014 - ...)
1070	1625 8591 00	1	PIPE	(20/10/2014 - ...)
1080	0634 1000 23	1	PIPE COUPLING	(20/10/2014 - ...)
1090		1	SEAL	(20/10/2014 - ...)
	 Service kits:	2901	1866 00 - LP EXCHANGE KIT(Z2008)	
1100	1625 8801 00	1	PIPE	(20/10/2014 - ...)
1110	0634 1000 23	1	PIPE COUPLING	(20/10/2014 - ...)
1120	0634 1000 80	1	SEAL	(20/10/2014 - ...)
1130	1625 8828 00	1	PIPE	(20/10/2014 - ...)
1140	0634 1000 27	1	PIPE COUPLING	(20/10/2014 - ...)
1150	0634 1000 83	1	SEAL	(20/10/2014 - ...)
1160	1625 8802 00	1	PIPE	(20/10/2014 - ...)
1170	0663 2106 51	2	O-RING	(20/10/2014 - ...)
1180	0147 1402 03	8	HEX. HEAD SCREW	(20/10/2014 - ...)
1190	0301 2358 00	8	PLAIN WASHER	(20/10/2014 - ...)
1200	1625 8586 00	1	PIPE	(20/10/2014 - ...)
1210	0147 1477 03	2	HEX. HEAD SCREW	(20/10/2014 - ...)
1220	0301 2378 00	2	WASHER	(20/10/2014 - ...)
1230	1613 9370 83	1	WSD 250	(20/10/2014 - ...)
	• 0663 6147 00	1	O-RING	
	• 0663 6136 00	1	O-RING	
	• 1613 9946 00	1	CONNECTION	
	• 0663 2111 27	1	O-RING	
	• 0261 2118 00	1	NUT	
1240	0147 1475 03	2	HEXAGON BOLT	(20/10/2014 - ...)
1250	0301 2378 00	2	WASHER	(20/10/2014 - ...)
1260	0686 3716 02	1	PLUG	(20/10/2014 - ...)
1270	0661 1000 39	1	SEAL WASHER	(20/10/2014 - ...)
1280	0686 3716 01	1	PLUG	(20/10/2014 - ...)
1290	0661 1000 38	1	SEAL WASHER	(20/10/2014 - ...)
1300	1625 8587 00	1	PIPE	(20/10/2014 - ...)
1310	0686 3716 02	1	PLUG	(20/10/2014 - ...)
1320	0661 1000 39	1	SEAL WASHER	(20/10/2014 - ...)
1330	0663 2107 94	1	O-RING	(20/10/2014 - ...)
1340	0147 1477 03	2	HEX. HEAD SCREW	(20/10/2014 - ...)
1350	0301 2378 00	2	WASHER	(20/10/2014 - ...)
1360	1625 8588 00	1	PIPE	(20/10/2014 - ...)
1370	0634 1000 23	1	PIPE COUPLING	(20/10/2014 - ...)
1380		1	SEAL	(20/10/2014 - ...)
	 Service kits:	2901	1865 00 - HP EL EXCHANGE KIT(Z2008)	
1390	1625 8589 00	1	PIPE	(20/10/2014 - ...)
1400	0634 1000 23	1	PIPE COUPLING	(20/10/2014 - ...)
1410	0634 1000 80	1	SEAL	(20/10/2014 - ...)
1420		1	O-RING	(20/10/2014 - ...)
	 Service kits:	2901	1865 00 - HP EL EXCHANGE KIT(Z2008)	

Legend:

FREQ:50HZ - Frequency:50 Hz
PRESS:7.5BAR - Working pressure:7.5 bar

HAT:N - High ambient temperature version:reduced ambient condition (Increased FAD) - max 46° / 115°F
PRESS:8.6BAR - Working pressure:8.6 bar

MODEL:ZR37_08 - Model:ZR 37



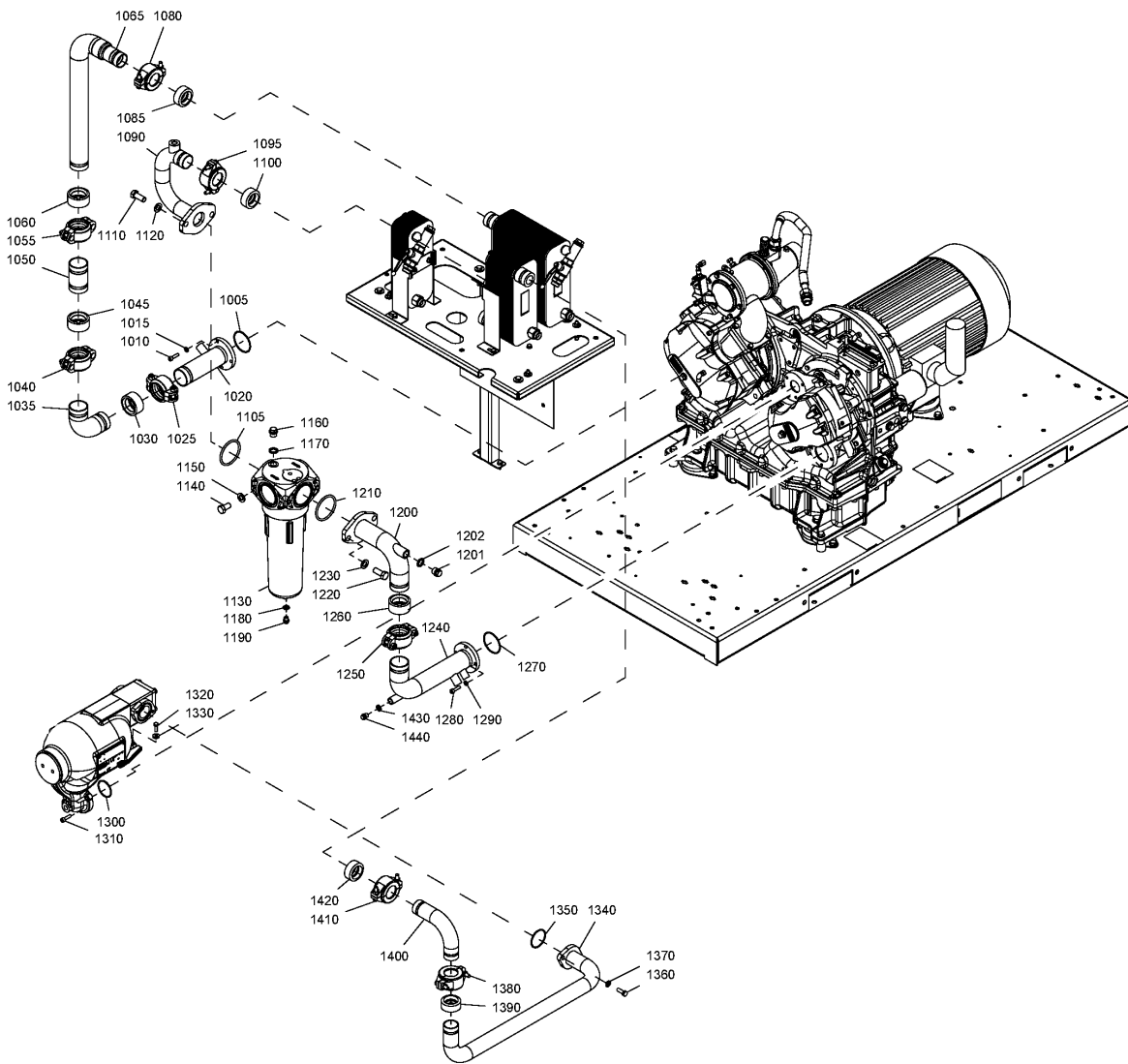
Ref	Part Number	Qty	Name	Validity
1430	0211 1326 03	4	CAP SCREW	(20/10/2014 - ...)
1440	0301 2335 00	4	PLAIN WASHER	(20/10/2014 - ...)
1450		1	O-RING	(20/10/2014 - ...)
	 Service kits:	2901 1865 00	- HP EL EXCHANGE KIT(Z2008)	
1460	0211 1326 03	3	CAP SCREW	(20/10/2014 - ...)
1470	0147 1325 03	1	HEX.BOLT	(20/10/2014 - ...)
1480	0300-0275-04	1	PLAIN WASHER	(20/10/2014 - ...)
	 Substituted by:	0300 0276 21	- WASHER (quantity: 1)	
1490	1625 8585 00	1	PIPE	(20/10/2014 - ...)
1500		1	O-RING	(20/10/2014 - ...)
	 Service kits:	2901 1864 00	- CHECK VALVE KIT(Z2008)	
		2901 1865 00	- HP EL EXCHANGE KIT(Z2008)	
1510	0147 1363 03	2	HEX.BOLT	(20/10/2014 - ...)
1520	0301 2344 00	2	WASHER	(20/10/2014 - ...)
1530	0634 1000 27	1	PIPE COUPLING	(20/10/2014 - ...)
1540		1	SEAL	(20/10/2014 - ...)
	 Service kits:	2901 1865 00	- HP EL EXCHANGE KIT(Z2008)	
1550	1625 8584 00	1	PIPE	(20/10/2014 - ...)
1560	0663 2106 51	1	O-RING	(20/10/2014 - ...)
1580	0301 2358 00	4	PLAIN WASHER	(20/10/2014 - ...)

Legend:

FREQ:50HZ - Frequency:50 Hz
 PRESS:7.5BAR - Working pressure:7.5 bar

HAT:N - High ambient temperature version:reduced ambient condition (Increased FAD) - max 46° / 115°F
 PRESS:8.6BAR - Working pressure:8.6 bar

MODEL:ZR37_08 - Model:ZR 37



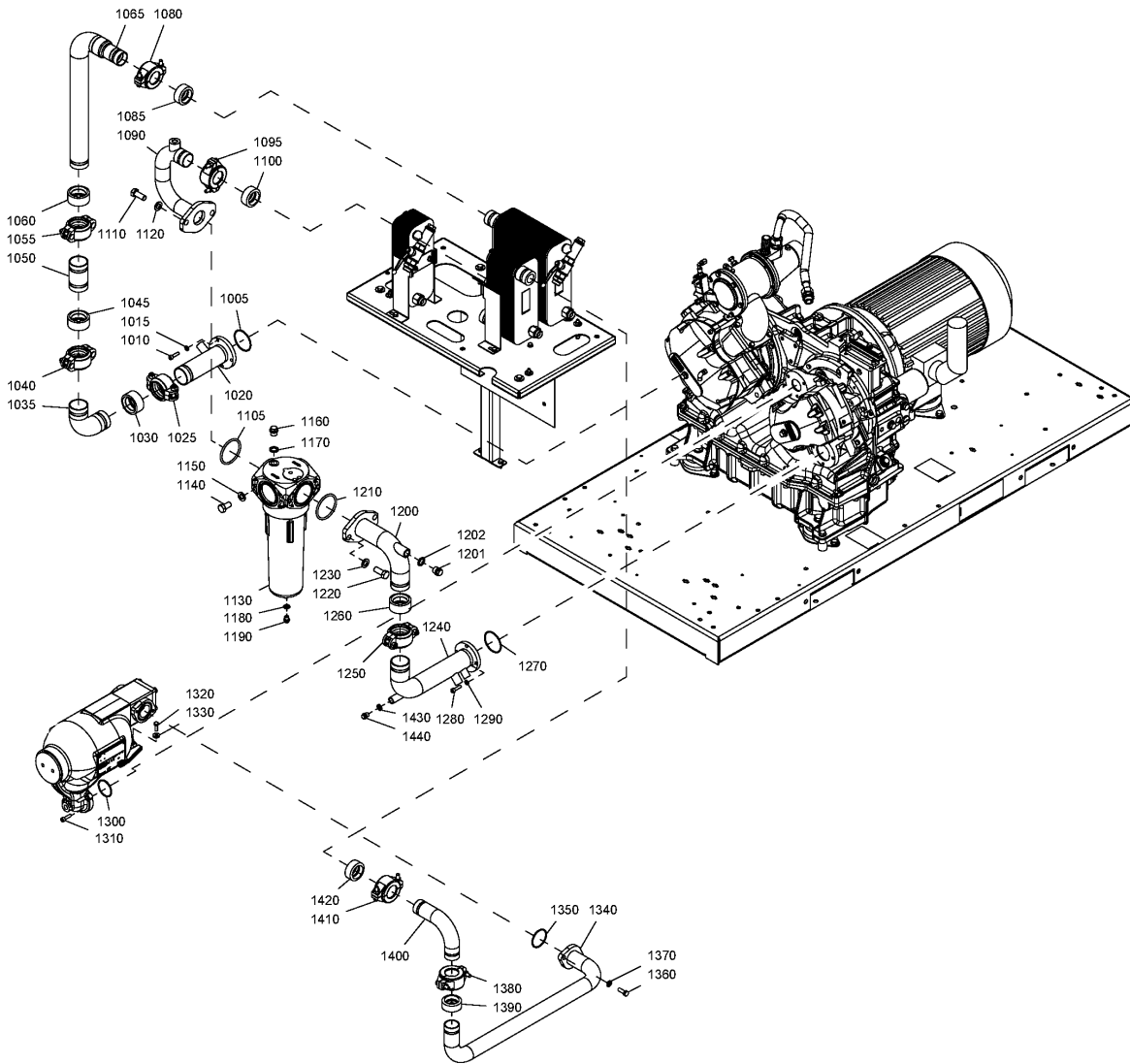
17.6 - Air flow ZR 37 8,6bar 50Hz (30/07/2009 - 25/07/2010)

FREQ:50HZ + HAT:N + MODEL:ZR37_08 + PRESS:8.6BAR

Ref	Part Number	Qty	Name	Validity
1005		1	O-RING	(30/07/2009 - 25/07/2010)
	 Service kits:	2901	1866 00 - LP EXCHANGE KIT(Z2008)	
1010	0211 1326 03	4	CAP SCREW	(30/07/2009 - 25/07/2010)
1015	0301 2335 00	4	PLAIN WASHER	(30/07/2009 - 25/07/2010)
1020	1622 8135 00	1	PIPE	(30/07/2009 - 25/07/2010)
1025	0634 1000 23	1	PIPE COUPLING	(30/07/2009 - 25/07/2010)
1030		1	SEAL	(30/07/2009 - 25/07/2010)
	 Service kits:	2901	1866 00 - LP EXCHANGE KIT(Z2008)	
1035	1622 8136 00	1	PIPE	(30/07/2009 - 25/07/2010)
1040	0634 1000 23	1	PIPE COUPLING	(30/07/2009 - 25/07/2010)
1045	0634 1000 80	1	SEAL	(30/07/2009 - 25/07/2010)
1050	1622 8137 00	1	PIPE	(30/07/2009 - 25/07/2010)
1055	0634 1000 23	1	PIPE COUPLING	(30/07/2009 - 25/07/2010)
1060		1	SEAL	(30/07/2009 - 25/07/2010)
	 Service kits:	2901	1868 00 - COOLER KIT ZR (Z2008)	
1065	1622 8138 00	1	PIPE	(30/07/2009 - 25/07/2010)
1080	0634 1000 27	1	PIPE COUPLING	(30/07/2009 - 25/07/2010)
1085		1	SEAL	(30/07/2009 - 25/07/2010)
	 Service kits:	2901	1868 00 - COOLER KIT ZR (Z2008)	
1090	1622 7585 00	1	PIPE	(30/07/2009 - 25/07/2010)
1095	0634 1000 27	1	PIPE COUPLING	(30/07/2009 - 25/07/2010)
1100		1	SEAL	(30/07/2009 - 25/07/2010)
	 Service kits:	2901	1868 00 - COOLER KIT ZR (Z2008)	
1105		1	O-RING	(30/07/2009 - 25/07/2010)
	 Service kits:	2901	1868 00 - COOLER KIT ZR (Z2008)	
1110	0147 1477 03	2	HEX. HEAD SCREW	(30/07/2009 - 25/07/2010)
1120	0301 2378 00	2	WASHER	(30/07/2009 - 25/07/2010)
1130	1613 9370 83	1	WSD 250	(30/07/2009 - 25/07/2010)
	• 0663 6147 00	1	O-RING	
	• 0663 6136 00	1	O-RING	
	• 1613 9946 00	1	CONNECTION	
	• 0663 2111 27	1	O-RING	
	• 0261 2118 00	1	NUT	
1140	0147 1475 03	2	HEXAGON BOLT	(30/07/2009 - 25/07/2010)
1150	0301 2378 00	2	WASHER	(30/07/2009 - 25/07/2010)
1160	0686 3716 02	1	PLUG	(30/07/2009 - 25/07/2010)
1170	0661 1000 39	1	SEAL WASHER	(30/07/2009 - 25/07/2010)
1180	0686 3716 01	1	PLUG	(30/07/2009 - 25/07/2010)
1190	0661 1000 38	1	SEAL WASHER	(30/07/2009 - 25/07/2010)
1200	1622 7586 00	1	PIPE	(30/07/2009 - 25/07/2010)
1201	0686 3716 02	1	PLUG	(30/07/2009 - 25/07/2010)
1202	0661 1000 39	1	SEAL WASHER	(30/07/2009 - 25/07/2010)
1210		1	O-RING	(30/07/2009 - 25/07/2010)
	 Service kits:	2901	1868 00 - COOLER KIT ZR (Z2008)	
1220	0147 1477 03	2	HEX. HEAD SCREW	(30/07/2009 - 25/07/2010)
1230	0301 2378 00	2	WASHER	(30/07/2009 - 25/07/2010)
1240	1622 7587 00	1	PIPE	(30/07/2009 - 25/07/2010)
1250	0634 1000 23	1	PIPE COUPLING	(30/07/2009 - 25/07/2010)
1260		1	SEAL	(30/07/2009 - 25/07/2010)
	 Service kits:	2901	1865 00 - HP EL EXCHANGE KIT(Z2008)	
		2901	1868 00 - COOLER KIT ZR (Z2008)	
1270		1	O-RING	(30/07/2009 - 25/07/2010)
	 Service kits:	2901	1865 00 - HP EL EXCHANGE KIT(Z2008)	





Legend:FREQ:50HZ - Frequency:50 Hz
PRESS:8.6BAR - Working pressure:8.6 barHAT:N - High ambient temperature version:reduced ambient
condition (Increased FAD) - max 46° / 115°F

MODEL:ZR37_08 - Model:ZR 37



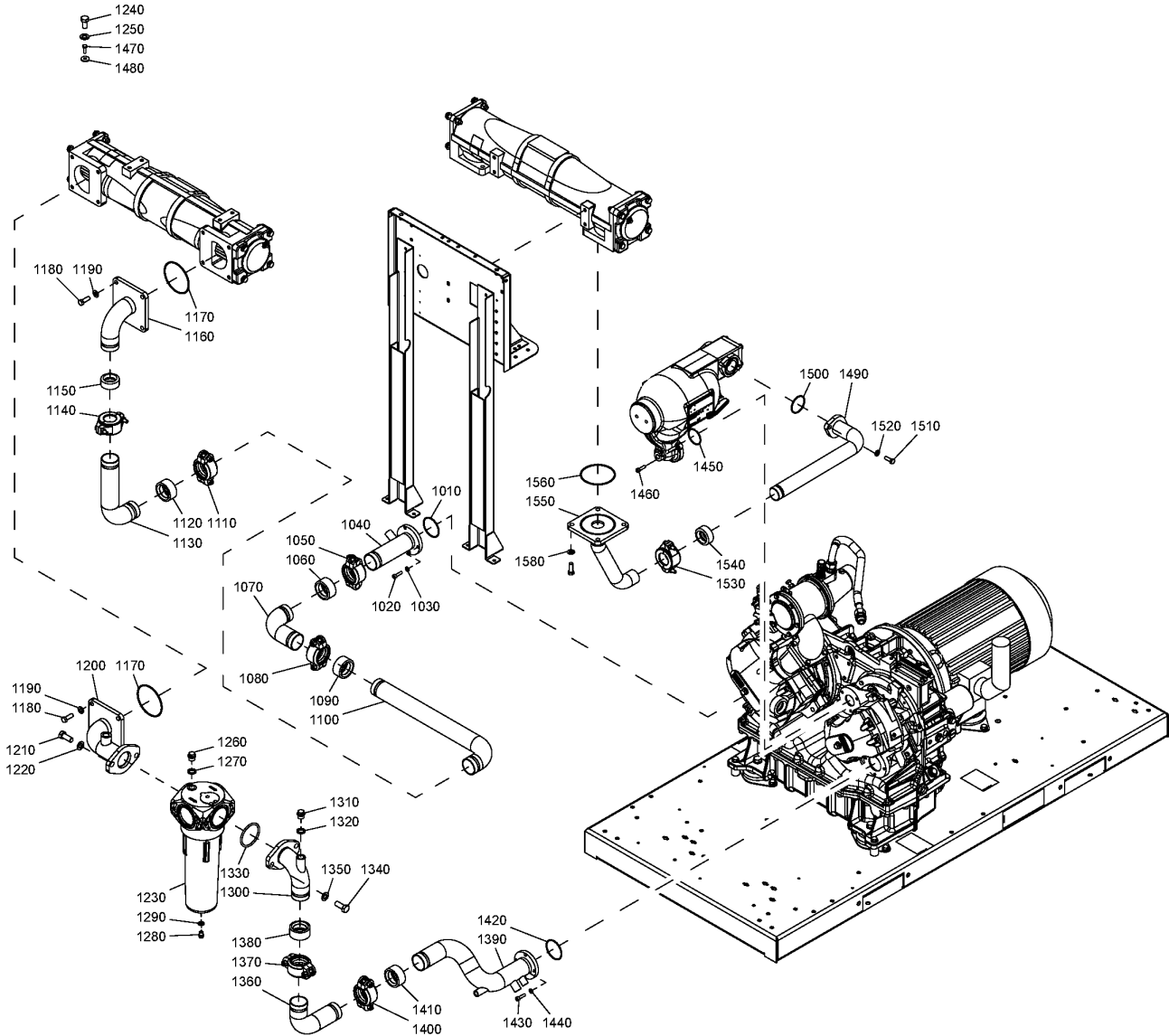
17.6 - Air flow ZR 37 8,6bar 50Hz (30/07/2009 - 25/07/2010)

FREQ:50HZ + HAT:N + MODEL:ZR37_08 + PRESS:8.6BAR

Ref	Part Number	Qty	Name	Validity
1280	0211 1326 03	4	CAP SCREW	(30/07/2009 - 25/07/2010)
1290	0301 2335 00	4	PLAIN WASHER	(30/07/2009 - 25/07/2010)
1300		1	O-RING	(30/07/2009 - 25/07/2010)
	 Service kits:	2901 1865 00	- HP EL EXCHANGE KIT(Z2008)	
1310	0211 1326 03	3	CAP SCREW	(30/07/2009 - 25/07/2010)
1320	0147 1325 03	1	HEX.BOLT	(30/07/2009 - 25/07/2010)
1330	0300-0275-04	1	PLAIN WASHER	(30/07/2009 - 25/07/2010)
	 Substituted by:	0300 0276 21	- WASHER (quantity: 1)	
1340	1622 7589 00	1	PIPE	(30/07/2009 - 25/07/2010)
1350		1	O-RING	(30/07/2009 - 25/07/2010)
	 Service kits:	2901 1864 00	- CHECK VALVE KIT(Z2008)	
		2901 1865 00	- HP EL EXCHANGE KIT(Z2008)	
1360	0147 1363 03	2	HEX.BOLT	(30/07/2009 - 25/07/2010)
1370	0301 2344 00	2	WASHER	(30/07/2009 - 25/07/2010)
1380	0634 1000 27	1	PIPE COUPLING	(30/07/2009 - 25/07/2010)
1390		1	SEAL	(30/07/2009 - 25/07/2010)
	 Service kits:	2901 1865 00	- HP EL EXCHANGE KIT(Z2008)	
		2901 1868 00	- COOLER KIT ZR (Z2008)	
1400	1622 7588 00	1	PIPE	(30/07/2009 - 25/07/2010)
1410	0634 1000 27	1	PIPE COUPLING	(30/07/2009 - 25/07/2010)
1420	0634 1000 83	1	SEAL	(30/07/2009 - 25/07/2010)
1430	0686 3716 01	1	PLUG	(30/07/2009 - 25/07/2010)
1440	0661 1000 38	1	SEAL WASHER	(30/07/2009 - 25/07/2010)

Legend:FREQ:50HZ - Frequency:50 Hz
PRESS:8.6BAR - Working pressure:8.6 barHAT:N - High ambient temperature version:reduced ambient
condition (Increased FAD) - max 46° / 115°F

MODEL:ZR37_08 - Model:ZR 37



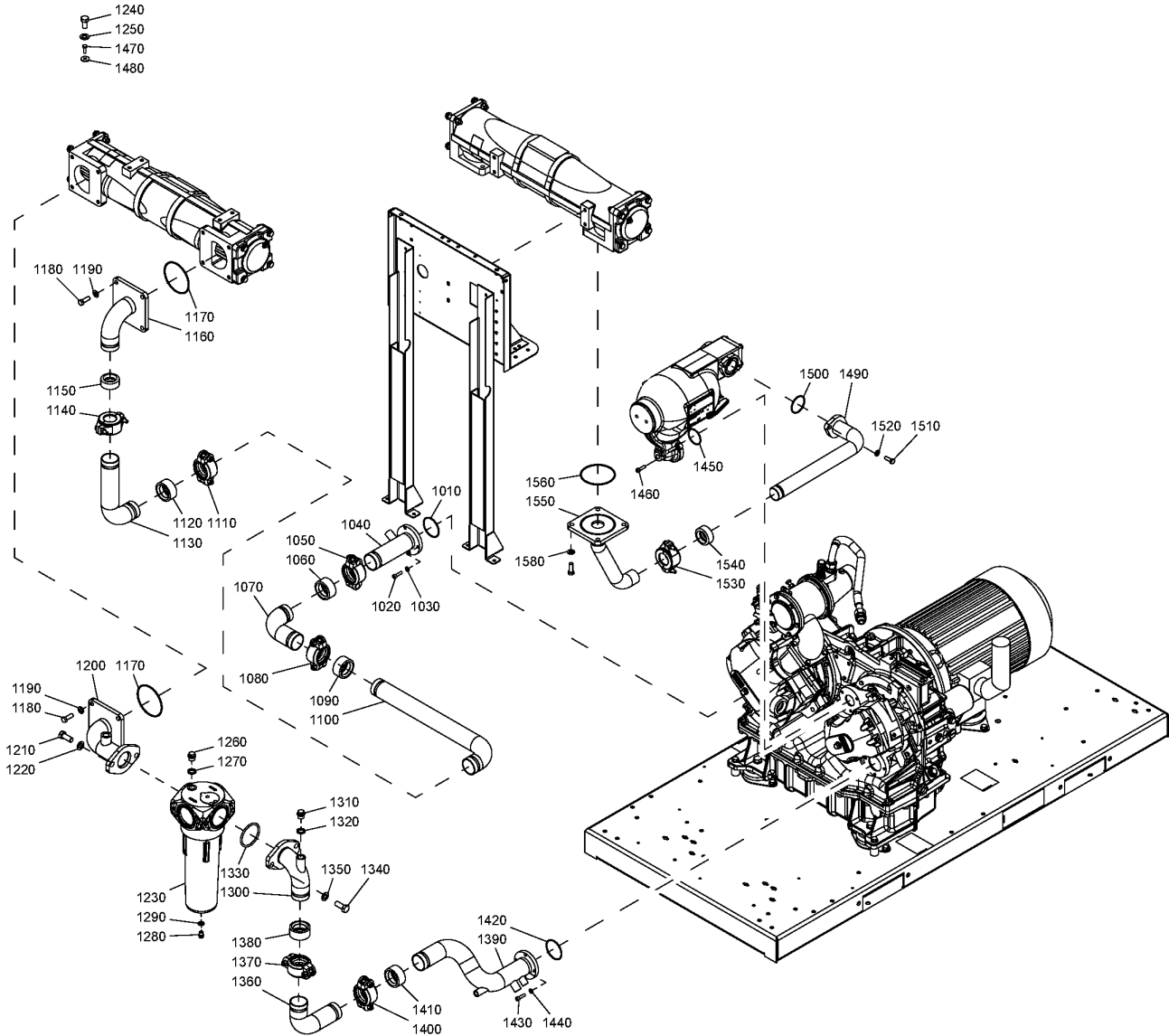
Ref	Part Number	Qty	Name	Validity
1010		1	O-RING	(20/10/2014 - ...)
	Service kits:	2901	1866 00 - LP EXCHANGE KIT(Z2008)	
1020	0211 1326 03	4	CAP SCREW	(20/10/2014 - ...)
1030	0301 2335 00	4	PLAIN WASHER	(20/10/2014 - ...)
1040	1622 8135 10	1	PIPE	(20/10/2014 - ...)
1050	0634 1000 23	1	PIPE COUPLING	(20/10/2014 - ...)
1060	0634 1000 80	1	SEAL	(20/10/2014 - ...)
1070	1625 8591 00	1	PIPE	(20/10/2014 - ...)
1080	0634 1000 23	1	PIPE COUPLING	(20/10/2014 - ...)
1090		1	SEAL	(20/10/2014 - ...)
	Service kits:	2901	1866 00 - LP EXCHANGE KIT(Z2008)	
1100	1625 8801 00	1	PIPE	(20/10/2014 - ...)
1110	0634 1000 23	1	PIPE COUPLING	(20/10/2014 - ...)
1120	0634 1000 80	1	SEAL	(20/10/2014 - ...)
1130	1625 8828 00	1	PIPE	(20/10/2014 - ...)
1140	0634 1000 27	1	PIPE COUPLING	(20/10/2014 - ...)
1150	0634 1000 83	1	SEAL	(20/10/2014 - ...)
1160	1625 8802 00	1	PIPE	(20/10/2014 - ...)
1170	0663 2106 51	2	O-RING	(20/10/2014 - ...)
1180	0147 1402 03	8	HEX. HEAD SCREW	(20/10/2014 - ...)
1190	0301 2358 00	8	PLAIN WASHER	(20/10/2014 - ...)
1200	1625 8586 00	1	PIPE	(20/10/2014 - ...)
1210	0147 1477 03	2	HEX. HEAD SCREW	(20/10/2014 - ...)
1220	0301 2378 00	2	WASHER	(20/10/2014 - ...)
1230	1613 9370 83	1	WSD 250	(20/10/2014 - ...)
	• 0663 6147 00	1	O-RING	
	• 0663 6136 00	1	O-RING	
	• 1613 9946 00	1	CONNECTION	
	• 0663 2111 27	1	O-RING	
	• 0261 2118 00	1	NUT	
1240	0147 1475 03	2	HEXAGON BOLT	(20/10/2014 - ...)
1250	0301 2378 00	2	WASHER	(20/10/2014 - ...)
1260	0686 3716 02	1	PLUG	(20/10/2014 - ...)
1270	0661 1000 39	1	SEAL WASHER	(20/10/2014 - ...)
1280	0686 3716 01	1	PLUG	(20/10/2014 - ...)
1290	0661 1000 38	1	SEAL WASHER	(20/10/2014 - ...)
1300	1625 8587 00	1	PIPE	(20/10/2014 - ...)
1310	0686 3716 02	1	PLUG	(20/10/2014 - ...)
1320	0661 1000 39	1	SEAL WASHER	(20/10/2014 - ...)
1330	0663 2107 94	1	O-RING	(20/10/2014 - ...)
1340	0147 1477 03	2	HEX. HEAD SCREW	(20/10/2014 - ...)
1350	0301 2378 00	2	WASHER	(20/10/2014 - ...)
1360	1625 8588 00	1	PIPE	(20/10/2014 - ...)
1370	0634 1000 23	1	PIPE COUPLING	(20/10/2014 - ...)
1380		1	SEAL	(20/10/2014 - ...)
	Service kits:	2901	1865 00 - HP EL EXCHANGE KIT(Z2008)	
1390	1625 8589 00	1	PIPE	(20/10/2014 - ...)
1400	0634 1000 23	1	PIPE COUPLING	(20/10/2014 - ...)
1410	0634 1000 80	1	SEAL	(20/10/2014 - ...)
1420		1	O-RING	(20/10/2014 - ...)
	Service kits:	2901	1865 00 - HP EL EXCHANGE KIT(Z2008)	

Legend:

FREQ:50HZ - Frequency:50 Hz
 PRESS:8.6BAR - Working pressure:8.6 bar

HAT:N - High ambient temperature version:reduced ambient condition (Increased FAD) - max 46° / 115°F

MODEL:ZR37_08 - Model:ZR 37



17.7 - Air flow ZR 37 8,6bar 50Hz (20/10/2014 - ...)

FREQ:50HZ + HAT:N + MODEL:ZR37_08 + PRESS:8.6BAR

Ref	Part Number	Qty	Name	Validity
1430	0211 1326 03	4	CAP SCREW	(20/10/2014 - ...)
1440	0301 2335 00	4	PLAIN WASHER	(20/10/2014 - ...)
1450		1	O-RING	(20/10/2014 - ...)
	📦 Service kits:	2901 1865 00	- HP EL EXCHANGE KIT(Z2008)	
1460	0211 1326 03	3	CAP SCREW	(20/10/2014 - ...)
1470	0147 1325 03	1	HEX.BOLT	(20/10/2014 - ...)
1480	0300-0275-04	1	PLAIN WASHER	(20/10/2014 - ...)
	🔄 Substituted by:	0300 0276 21	- WASHER (quantity: 1)	
1490	1625 8585 00	1	PIPE	(20/10/2014 - ...)
1500		1	O-RING	(20/10/2014 - ...)
	📦 Service kits:	2901 1864 00	- CHECK VALVE KIT(Z2008)	
		2901 1865 00	- HP EL EXCHANGE KIT(Z2008)	
1510	0147 1363 03	2	HEX.BOLT	(20/10/2014 - ...)
1520	0301 2344 00	2	WASHER	(20/10/2014 - ...)
1530	0634 1000 27	1	PIPE COUPLING	(20/10/2014 - ...)
1540		1	SEAL	(20/10/2014 - ...)
	📦 Service kits:	2901 1865 00	- HP EL EXCHANGE KIT(Z2008)	
1550	1625 8584 00	1	PIPE	(20/10/2014 - ...)
1560	0663 2106 51	1	O-RING	(20/10/2014 - ...)
1580	0301 2358 00	4	PLAIN WASHER	(20/10/2014 - ...)

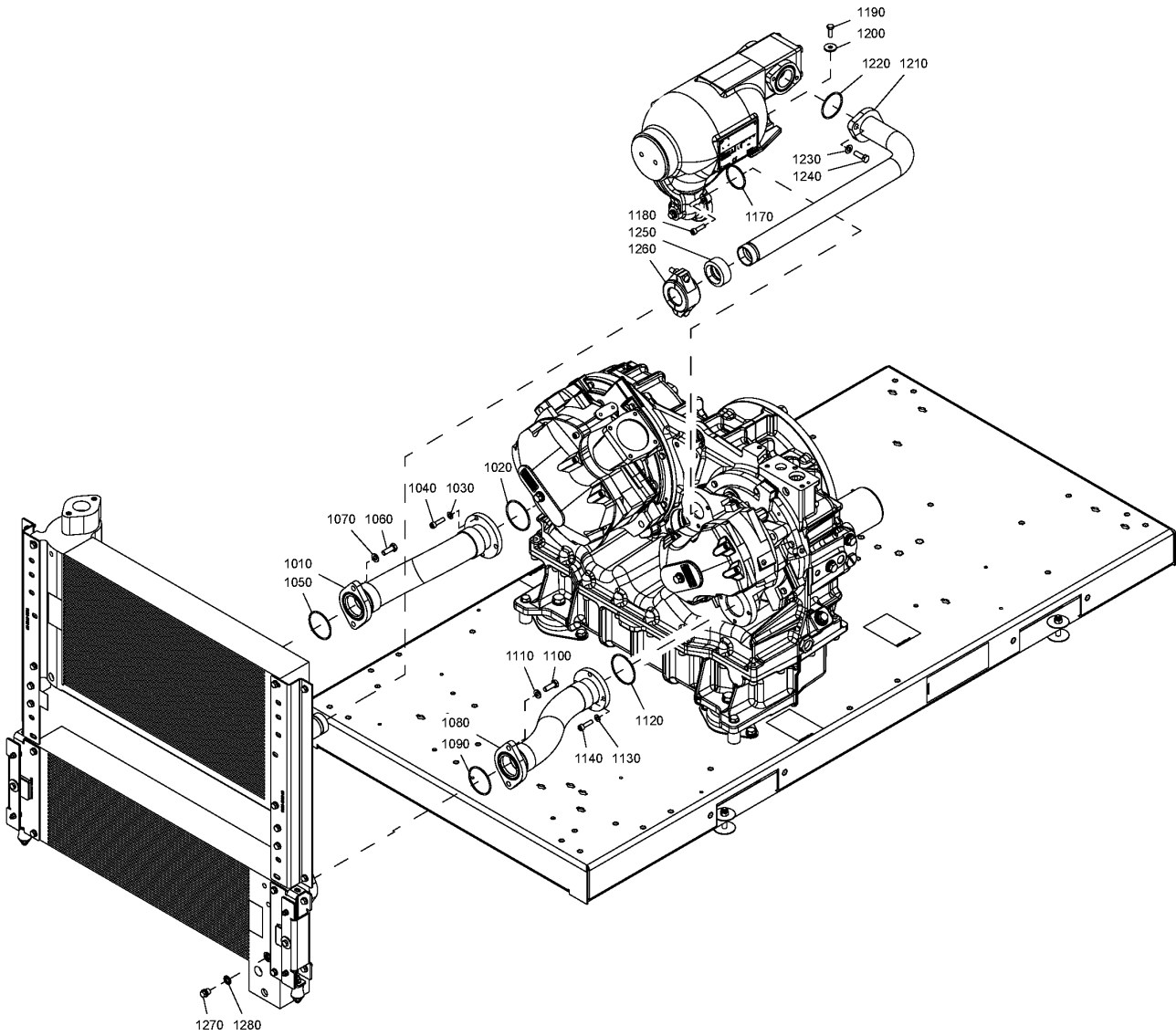
Legend:

FREQ:50HZ - Frequency:50 Hz
 PRESS:8.6BAR - Working pressure:8.6 bar

HAT:N - High ambient temperature version:reduced ambient
 condition (Increased FAD) - max 46° / 115°F

MODEL:ZR37_08 - Model:ZR 37

17.8 - Air flow ZT 30 - ZT 37 - ZT 45 7,5bar - ZT 45 8,6bar HAV
 (HAT:N + PRESS:7.5BAR , HAT:Y) + MODEL:ZT45_08 , MODEL:ZT30_08 , MODEL:ZT37_08



17.8 - Air flow ZT 30 - ZT 37 - ZT 45 7,5bar - ZT 45 8,6bar HAV

(HAT:N + PRESS:7.5BAR , HAT:Y) + MODEL:ZT45_08 , MODEL:ZT30_08 , MODEL:ZT37_08

Ref	Part Number	Qty	Name	Validity
1010	1622-4938-00	1	PIPE	(30/07/2009 - 12/08/2013)
	☞ Substituted by:	1622 4938 10	PIPE (quantity: 1)	
1010	1622 4938 10	1	PIPE	(13/08/2013 - ...)
1020		1	O-RING	(30/07/2009 - ...)
	📦 Service kits:	2901 1866 00	LP EXCHANGE KIT(Z2008)	
1030	0301 2335 00	4	PLAIN WASHER	(30/07/2009 - ...)
1040	0211 1326 03	4	CAP SCREW	(30/07/2009 - ...)
1050		1	O-RING	(30/07/2009 - ...)
	📦 Service kits:	2901 1866 00	LP EXCHANGE KIT(Z2008)	
		2901 1867 00	COOLER KIT ZT(Z2008)	
1060	0147 1363 03	2	HEX.BOLT	(30/07/2009 - ...)
1070	0301 2344 00	2	WASHER	(30/07/2009 - ...)
1080	1622-4947-00	1	PIPE	(30/07/2009 - 07/08/2013)
	☞ Substituted by:	1622 4947 10	PIPE (quantity: 1)	
1080	1622 4947 10	1	PIPE	(08/08/2013 - ...)
1090		1	O-RING	(30/07/2009 - ...)
	📦 Service kits:	2901 1865 00	HP EL EXCHANGE KIT(Z2008)	
		2901 1867 00	COOLER KIT ZT(Z2008)	
1100	0147 1363 03	2	HEX.BOLT	(30/07/2009 - ...)
1110	0301 2344 00	2	WASHER	(30/07/2009 - ...)
1120		1	O-RING	(30/07/2009 - ...)
	📦 Service kits:	2901 1865 00	HP EL EXCHANGE KIT(Z2008)	
1130	0301 2335 00	4	PLAIN WASHER	(30/07/2009 - ...)
1140	0211 1326 03	4	CAP SCREW	(30/07/2009 - ...)
1170		1	O-RING	(30/07/2009 - ...)
	📦 Service kits:	2901 1865 00	HP EL EXCHANGE KIT(Z2008)	
1180	0211 1326 03	3	CAP SCREW	(30/07/2009 - ...)
1190	0147 1325 03	1	HEX.BOLT	(30/07/2009 - ...)
1200	0300-0275-04	1	PLAIN WASHER	(30/07/2009 - ...)
	☞ Substituted by:	0300 0276 21	WASHER (quantity: 1)	
1210	1622 4914 00	1	PIPE	(30/07/2009 - ...)
1220		1	O-RING	(30/07/2009 - ...)
	📦 Service kits:	2901 1864 00	CHECK VALVE KIT(Z2008)	
		2901 1865 00	HP EL EXCHANGE KIT(Z2008)	
1230	0301 2344 00	2	WASHER	(30/07/2009 - ...)
1240	0147 1363 03	2	HEX.BOLT	(30/07/2009 - ...)
1250		1	SEAL	(30/07/2009 - ...)
	📦 Service kits:	2901 1865 00	HP EL EXCHANGE KIT(Z2008)	
		2901 1867 00	COOLER KIT ZT(Z2008)	
1260	0634 1000 27	1	PIPE COUPLING	(30/07/2009 - ...)
1270	0686 3716 01	1	PLUG	(30/07/2009 - ...)
1280	0661 1000 38	1	SEAL WASHER	(30/07/2009 - ...)

Legend:

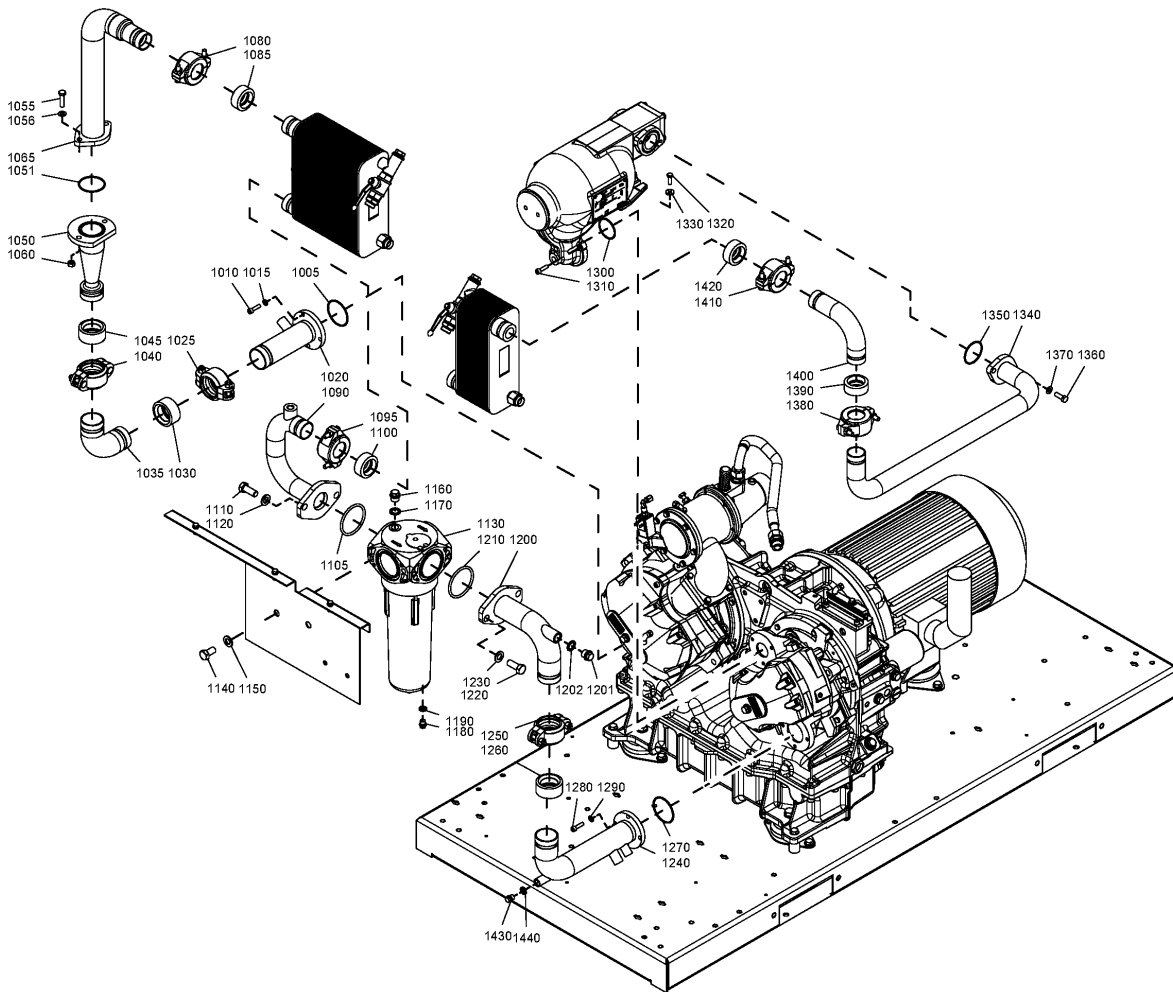
HAT:N - High ambient temperature version:reduced ambient condition (Increased FAD) - max 46° / 115°F
MODEL:ZT37_08 - Model:ZT 37

HAT:Y - High ambient temperature version:High ambient condition MODEL:ZT30_08 - Model:ZT 30
MODEL:ZT45_08 - Model:ZT 45

PRESS:7.5BAR - Working pressure:7.5 bar

17.9 - Air flow with venturi parts ZR 37 7,5bar - ZR 37 8,6bar 60Hz (30/07/2009 - 19/10/2014)

(FREQ:60HZ + PRESS:8.6BAR , PRESS:7.5BAR) + HAT:N + MODEL:ZR37_08



17.9 - Air flow with venturi parts ZR 37 7,5bar - ZR 37 8,6bar 60Hz (30/07/2009 - 19/10/2014)

(FREQ:60HZ + PRESS:8.6BAR , PRESS:7.5BAR) + HAT:N + MODEL:ZR37_08

Ref	Part Number	Qty	Name	Validity
1005	0663 2106 12	1	O-RING	(30/07/2009 - 19/10/2014)
1010	0211 1326 03	4	CAP SCREW	(30/07/2009 - 19/10/2014)
1015	0301 2335 00	4	PLAIN WASHER	(30/07/2009 - 19/10/2014)
1020	1622 8135 00	1	PIPE	(30/07/2009 - 19/10/2014)
1025	0634 1000 23	1	PIPE COUPLING	(30/07/2009 - 19/10/2014)
1030	0634 1000 80	1	SEAL	(30/07/2009 - 19/10/2014)
1035	1622 8136 00	1	PIPE	(30/07/2009 - 19/10/2014)
1040	0634 1000 23	1	PIPE COUPLING	(30/07/2009 - 19/10/2014)
1045	0634 1000 80	1	SEAL	(30/07/2009 - 19/10/2014)
1050	1622 8942 00	1	NOZZLE	(30/07/2009 - 19/10/2014)
1051	0663 2102 89	1	O-RING	(30/07/2009 - 19/10/2014)
1055	0147 1365 03	2	HEX.BOLT	(30/07/2009 - 19/10/2014)
1056	0301 2344 00	2	WASHER	(30/07/2009 - 19/10/2014)
1060	0266 2111 00	2	NUT	(30/07/2009 - 19/10/2014)
1065	1625 7468 00	1	PIPE	(30/07/2009 - 19/10/2014)
1080	0634 1000 27	1	PIPE COUPLING	(30/07/2009 - 19/10/2014)
1085	0634 1000 83	1	SEAL	(30/07/2009 - 19/10/2014)
1090	1622 7585 00	1	PIPE	(30/07/2009 - 19/10/2014)
1095	0634 1000 27	1	PIPE COUPLING	(30/07/2009 - 19/10/2014)
1100	0634 1000 83	1	SEAL	(30/07/2009 - 19/10/2014)
1105	0663 2107 94	1	O-RING	(30/07/2009 - 19/10/2014)
1110	0147 1477 03	2	HEX. HEAD SCREW	(30/07/2009 - 19/10/2014)
1120	0301 2378 00	2	WASHER	(30/07/2009 - 19/10/2014)
1130	1613 9370 83	1	WSD	(30/07/2009 - 19/10/2014)
	• 0663 6147 00	1	O-RING	
	• 0663 6136 00	1	O-RING	
	• 1613 9946 00	1	CONNECTION	
	• 0663 2111 27	1	O-RING	
	• 0261 2118 00	1	NUT	
1140	0147 1475 03	2	HEXAGON BOLT	(30/07/2009 - 19/10/2014)
1150	0301 2378 00	2	WASHER	(30/07/2009 - 19/10/2014)
1160	0686 3716 02	1	PLUG	(30/07/2009 - 19/10/2014)
1170	0661 1000 39	1	SEAL WASHER	(30/07/2009 - 19/10/2014)
1180	0686 3716 01	1	PLUG	(30/07/2009 - 19/10/2014)
1190	0661 1000 38	1	SEAL WASHER	(30/07/2009 - 19/10/2014)
1200	1622 7586 00	1	PIPE	(30/07/2009 - 19/10/2014)
1201	0686 3716 02	1	PLUG	(30/07/2009 - 19/10/2014)
1202	0661 1000 39	1	SEAL WASHER	(30/07/2009 - 19/10/2014)
1210	0663 2107 94	1	O-RING	(30/07/2009 - 19/10/2014)
1220	0147 1477 03	2	HEX. HEAD SCREW	(30/07/2009 - 19/10/2014)
1230	0301 2378 00	2	WASHER	(30/07/2009 - 19/10/2014)
1240	1622 7587 00	1	PIPE	(30/07/2009 - 19/10/2014)
1250	0634 1000 23	1	PIPE COUPLING	(30/07/2009 - 19/10/2014)
1260	0634 1000 80	1	SEAL	(30/07/2009 - 19/10/2014)
1270	0663 2106 12	1	O-RING	(30/07/2009 - 19/10/2014)
1280	0211 1326 03	4	CAP SCREW	(30/07/2009 - 19/10/2014)
1290	0301 2335 00	4	PLAIN WASHER	(30/07/2009 - 19/10/2014)
1300	0663 2108 00	1	O-RING	(30/07/2009 - 19/10/2014)
1310	0211 1326 03	3	CAP SCREW	(30/07/2009 - 19/10/2014)
1320	0147 1325 03	1	HEX.BOLT	(30/07/2009 - 19/10/2014)

Legend:

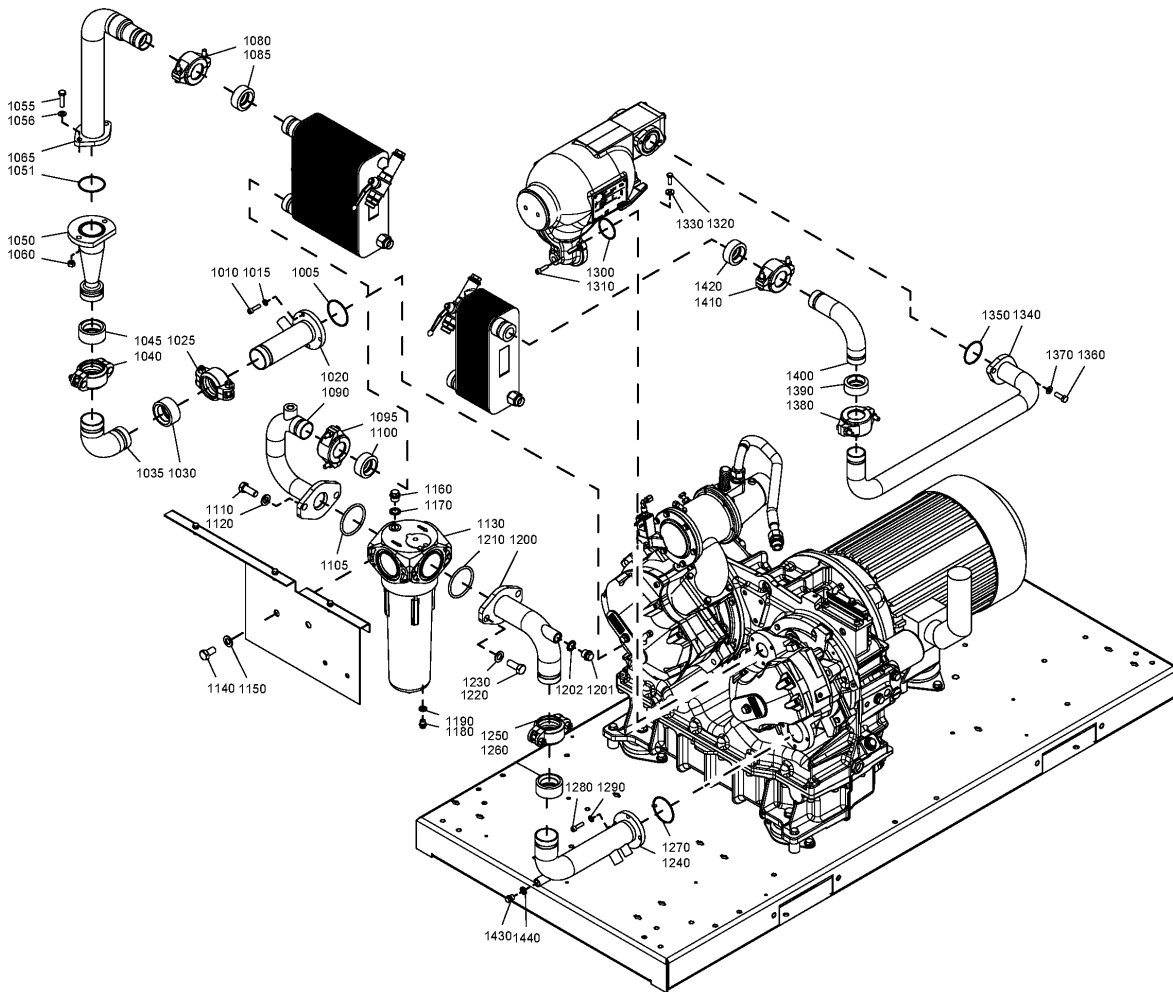
FREQ:60HZ - Frequency:60 Hz
 PRESS:7.5BAR - Working pressure:7.5 bar

HAT:N - High ambient temperature version:reduced ambient condition (Increased FAD) - max 46° / 115°F
 PRESS:8.6BAR - Working pressure:8.6 bar

MODEL:ZR37_08 - Model:ZR 37

17.9 - Air flow with venturi parts ZR 37 7,5bar - ZR 37 8,6bar 60Hz (30/07/2009 - 19/10/2014)

(FREQ:60HZ + PRESS:8.6BAR , PRESS:7.5BAR) + HAT:N + MODEL:ZR37_08



17.9 - Air flow with venturi parts ZR 37 7,5bar - ZR 37 8,6bar 60Hz (30/07/2009 - 19/10/2014)

(FREQ:60HZ + PRESS:8.6BAR , PRESS:7.5BAR) + HAT:N + MODEL:ZR37_08

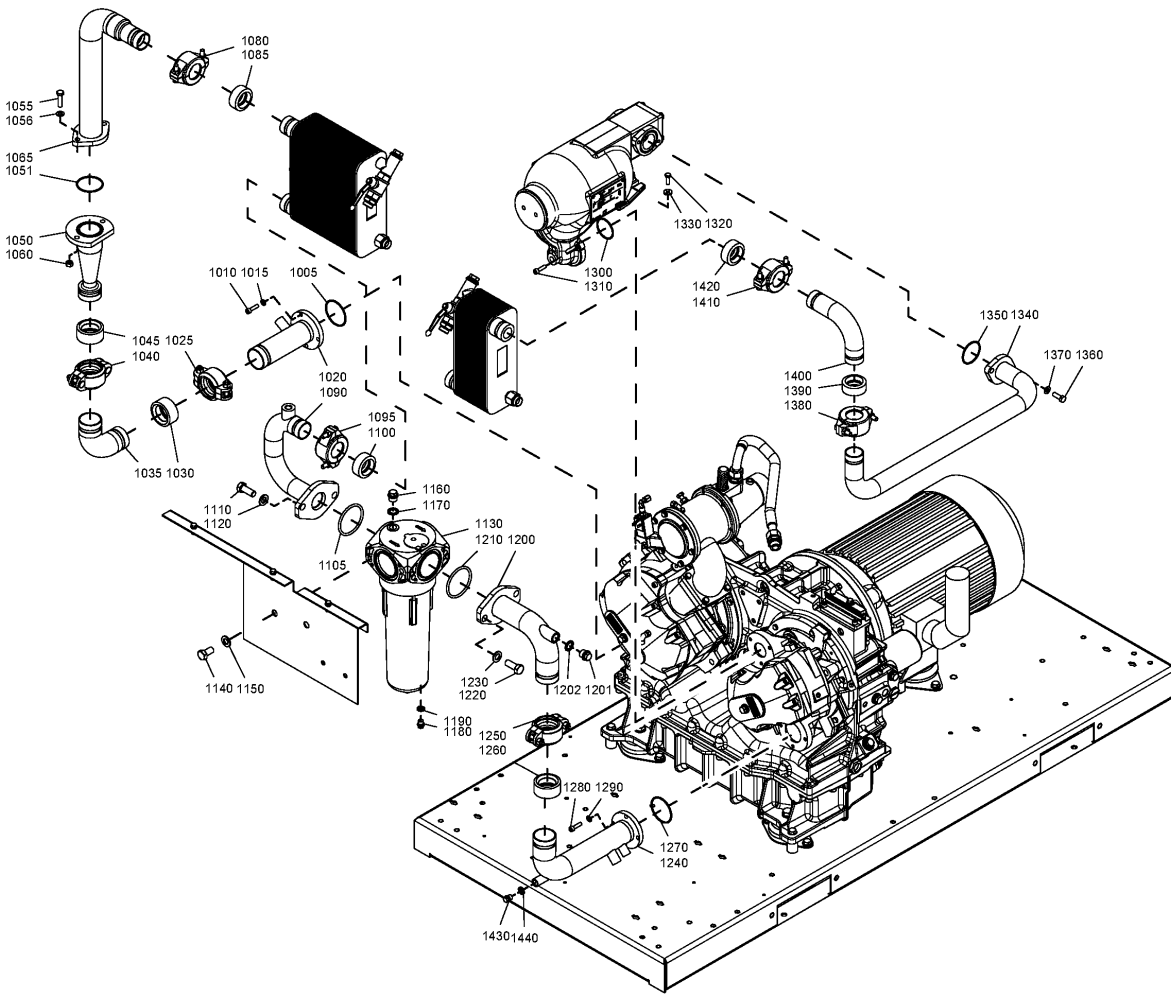
Ref	Part Number	Qty	Name	Validity
1330	0300-0275-04	1	PLAIN WASHER	(30/07/2009 - 19/10/2014)
	↻ Substituted by: 0300 0276 21 - WASHER (quantity: 1)			
1340	1622 7589 00	1	PIPE	(30/07/2009 - 19/10/2014)
1350	0663 2107 77	1	O-RING	(30/07/2009 - 19/10/2014)
1360	0147 1363 03	2	HEX.BOLT	(30/07/2009 - 19/10/2014)
1370	0301 2344 00	2	WASHER	(30/07/2009 - 19/10/2014)
1380	0634 1000 27	1	PIPE COUPLING	(30/07/2009 - 19/10/2014)
1390	0634 1000 83	1	SEAL	(30/07/2009 - 19/10/2014)
1400	1622 7588 00	1	PIPE	(30/07/2009 - 19/10/2014)
1410	0634 1000 27	1	PIPE COUPLING	(30/07/2009 - 19/10/2014)
1420	0634 1000 83	1	SEAL	(30/07/2009 - 19/10/2014)
1430	0686 3716 01	1	PLUG	(30/07/2009 - 19/10/2014)
1440	0661 1000 38	1	SEAL WASHER	(30/07/2009 - 19/10/2014)

Legend:

FREQ:60HZ - Frequency:60 Hz
PRESS:7.5BAR - Working pressure:7.5 bar

HAT:N - High ambient temperature version:reduced ambient
condition (Increased FAD) - max 46° / 115°F
PRESS:8.6BAR - Working pressure:8.6 bar

MODEL:ZR37_08 - Model:ZR 37

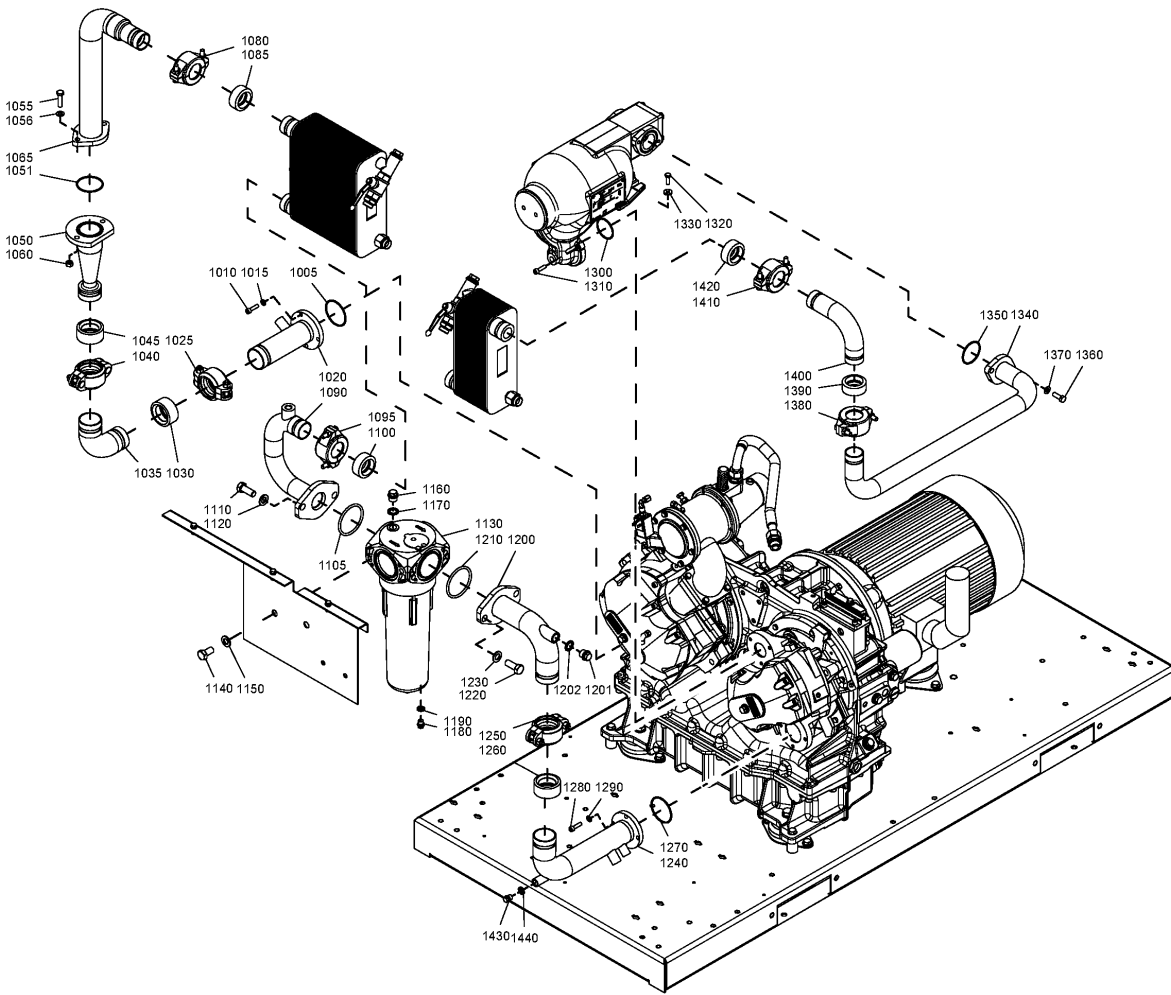


17.10 - Air flow with venturi parts ZR 37 8,6bar 50Hz (26/07/2010 - 19/10/2014)

FREQ:50HZ + HAT:N + MODEL:ZR37_08 + PRESS:8.6BAR

Ref	Part Number	Qty	Name	Validity
1005	0663 2106 12	1	O-RING	(26/07/2010 - 19/10/2014)
1010	0211 1326 03	4	CAP SCREW	(26/07/2010 - 19/10/2014)
1015	0301 2335 00	4	PLAIN WASHER	(26/07/2010 - 19/10/2014)
1020	1622 8135 00	1	PIPE	(26/07/2010 - 19/10/2014)
1025	0634 1000 23	1	PIPE COUPLING	(26/07/2010 - 19/10/2014)
1030	0634 1000 80	1	SEAL	(26/07/2010 - 19/10/2014)
1035	1622 8136 00	1	PIPE	(26/07/2010 - 19/10/2014)
1040	0634 1000 23	1	PIPE COUPLING	(26/07/2010 - 19/10/2014)
1045	0634 1000 80	1	SEAL	(26/07/2010 - 19/10/2014)
1050	1622 8942 00	1	NOZZLE	(26/07/2010 - 19/10/2014)
1051	0663 2102 89	1	O-RING	(26/07/2010 - 19/10/2014)
1055	0147 1365 03	2	HEX.BOLT	(26/07/2010 - 19/10/2014)
1056	0301 2344 00	2	WASHER	(26/07/2010 - 19/10/2014)
1060	0266 2111 00	2	NUT	(26/07/2010 - 19/10/2014)
1065	1625 7468 00	1	PIPE	(26/07/2010 - 19/10/2014)
1080	0634 1000 27	1	PIPE COUPLING	(26/07/2010 - 19/10/2014)
1085	0634 1000 83	1	SEAL	(26/07/2010 - 19/10/2014)
1090	1622 7585 00	1	PIPE	(26/07/2010 - 19/10/2014)
1095	0634 1000 27	1	PIPE COUPLING	(26/07/2010 - 19/10/2014)
1100	0634 1000 83	1	SEAL	(26/07/2010 - 19/10/2014)
1105	0663 2107 94	1	O-RING	(26/07/2010 - 19/10/2014)
1110	0147 1477 03	2	HEX. HEAD SCREW	(26/07/2010 - 19/10/2014)
1120	0301 2378 00	2	WASHER	(26/07/2010 - 19/10/2014)
1130	1613 9370 83	1	WSD	(26/07/2010 - 19/10/2014)
	• 0663 6147 00	1	O-RING	
	• 0663 6136 00	1	O-RING	
	• 1613 9946 00	1	CONNECTION	(30/07/2009 - 25/07/2010) (FREQ:60HZ + PRESS:8.6BAR , PRESS:7.5BAR) (26/07/2010 - 19/10/2014)
	• 0663 2111 27	1	O-RING	(30/07/2009 - 25/07/2010) (FREQ:60HZ + PRESS:8.6BAR , PRESS:7.5BAR) (26/07/2010 - 19/10/2014)
	• 0261 2118 00	1	NUT	(30/07/2009 - 25/07/2010) (FREQ:60HZ + PRESS:8.6BAR , PRESS:7.5BAR) (26/07/2010 - 19/10/2014)
1140	0147 1475 03	2	HEXAGON BOLT	(26/07/2010 - 19/10/2014)
1150	0301 2378 00	2	WASHER	(26/07/2010 - 19/10/2014)
1160	0686 3716 02	1	PLUG	(26/07/2010 - 19/10/2014)
1170	0661 1000 39	1	SEAL WASHER	(26/07/2010 - 19/10/2014)
1180	0686 3716 01	1	PLUG	(26/07/2010 - 19/10/2014)
1190	0661 1000 38	1	SEAL WASHER	(26/07/2010 - 19/10/2014)
1200	1622 7586 00	1	PIPE	(26/07/2010 - 19/10/2014)
1201	0686 3716 02	1	PLUG	(26/07/2010 - 19/10/2014)
1202	0661 1000 39	1	SEAL WASHER	(26/07/2010 - 19/10/2014)
1210	0663 2107 94	1	O-RING	(26/07/2010 - 19/10/2014)
1220	0147 1477 03	2	HEX. HEAD SCREW	(26/07/2010 - 19/10/2014)
1230	0301 2378 00	2	WASHER	(26/07/2010 - 19/10/2014)
1240	1622 7587 00	1	PIPE	(26/07/2010 - 19/10/2014)
1250	0634 1000 23	1	PIPE COUPLING	(26/07/2010 - 19/10/2014)
1260	0634 1000 80	1	SEAL	(26/07/2010 - 19/10/2014)
1270	0663 2106 12	1	O-RING	(26/07/2010 - 19/10/2014)
1280	0211 1326 03	4	CAP SCREW	(26/07/2010 - 19/10/2014)
1290	0301 2335 00	4	PLAIN WASHER	(26/07/2010 - 19/10/2014)

Legend:FREQ:50HZ - Frequency:50 Hz
MODEL:ZR37_08 - Model:ZR 37FREQ:60HZ - Frequency:60 Hz
PRESS:7.5BAR - Working pressure:7.5 barHAT:N - High ambient temperature version:reduced ambient condition (Increased FAD) - max 46° / 115°F
PRESS:8.6BAR - Working pressure:8.6 bar

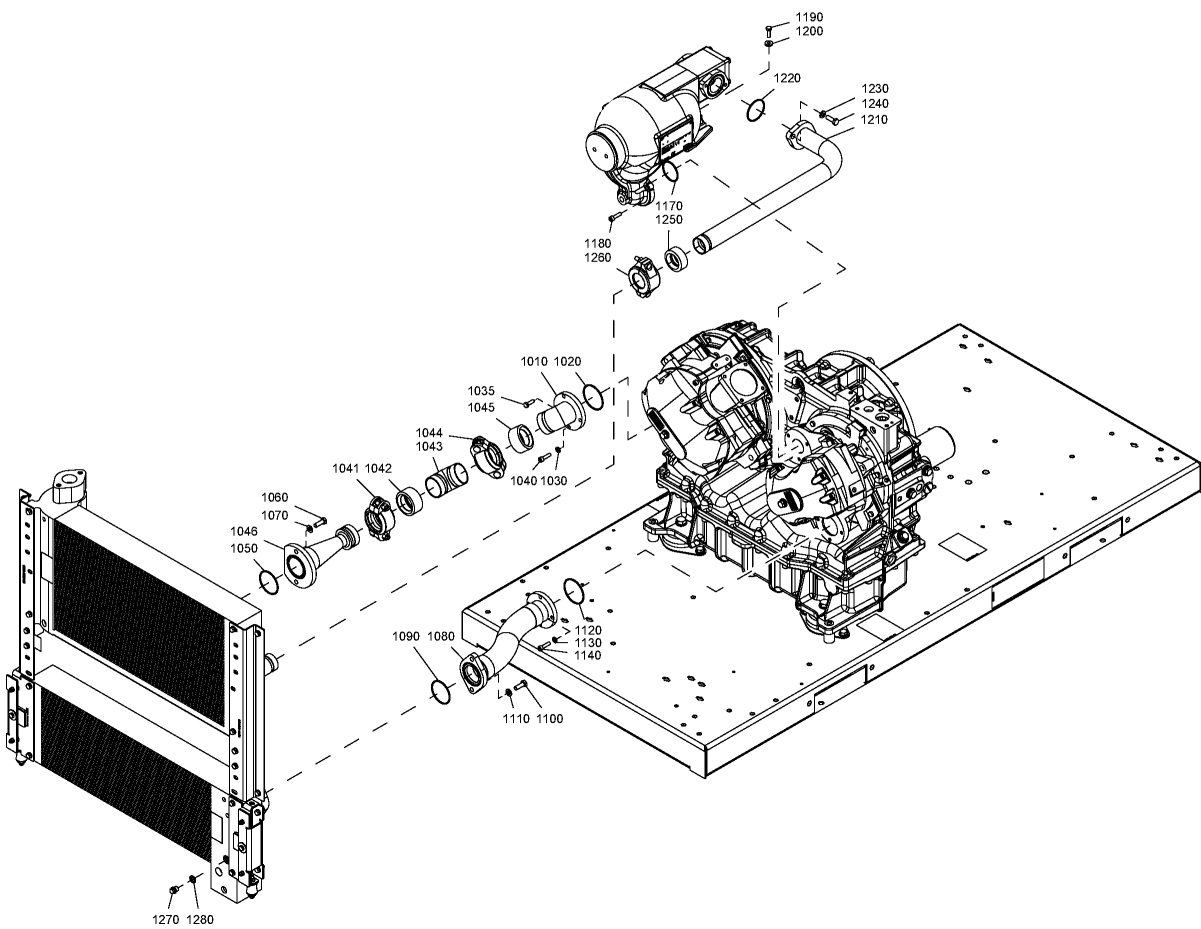


17.10 - Air flow with venturi parts ZR 37 8,6bar 50Hz (26/07/2010 - 19/10/2014)

FREQ:50HZ + HAT:N + MODEL:ZR37_08 + PRESS:8.6BAR

Ref	Part Number	Qty	Name	Validity
1300	0663 2108 00	1	O-RING	(26/07/2010 - 19/10/2014)
1310	0211 1326 03	3	CAP SCREW	(26/07/2010 - 19/10/2014)
1320	0147 1325 03	1	HEX.BOLT	(26/07/2010 - 19/10/2014)
1330	0300-0275-01	1	PLAIN WASHER	(26/07/2010 - 19/10/2014)
	↻ Substituted by:	0300 0276 21	- WASHER (quantity: 1)	
1340	1622 7589 00	1	PIPE	(26/07/2010 - 19/10/2014)
1350	0663 2107 77	1	O-RING	(26/07/2010 - 19/10/2014)
1360	0147 1363 03	2	HEX.BOLT	(26/07/2010 - 19/10/2014)
1370	0301 2344 00	2	WASHER	(26/07/2010 - 19/10/2014)
1380	0634 1000 27	1	PIPE COUPLING	(26/07/2010 - 19/10/2014)
1390	0634 1000 83	1	SEAL	(26/07/2010 - 19/10/2014)
1400	1622 7588 00	1	PIPE	(26/07/2010 - 19/10/2014)
1410	0634 1000 27	1	PIPE COUPLING	(26/07/2010 - 19/10/2014)
1420	0634 1000 83	1	SEAL	(26/07/2010 - 19/10/2014)
1430	0686 3716 01	1	PLUG	(26/07/2010 - 19/10/2014)
1440	0661 1000 38	1	SEAL WASHER	(26/07/2010 - 19/10/2014)

Legend:FREQ:50HZ - Frequency:50 Hz
MODEL:ZR37_08 - Model:ZR 37FREQ:60HZ - Frequency:60 Hz
PRESS:7.5BAR - Working pressure:7.5 barHAT:N - High ambient temperature version:reduced ambient
condition (Increased FAD) - max 46° / 115°F
PRESS:8.6BAR - Working pressure:8.6 bar



17.11 - Air flow with venturi parts ZT 45 8,6bar

HAT:N + MODEL:ZT45_08 + PRESS:8.6BAR

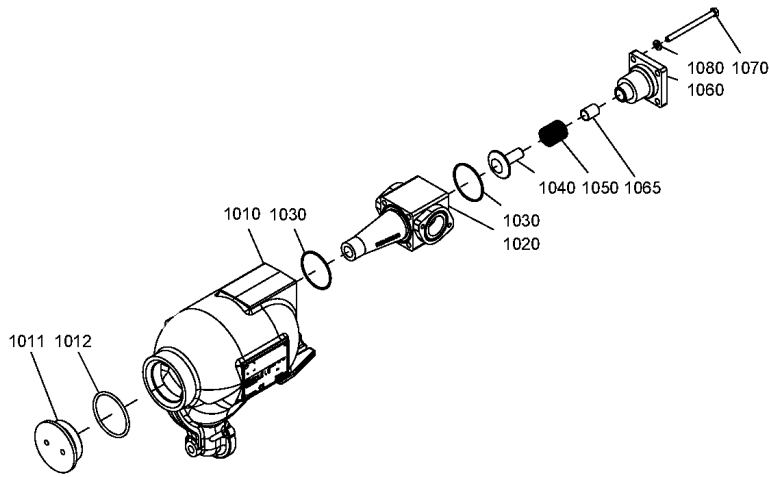
Ref	Part Number	Qty	Name	Validity
1010	1622 8950 00	1	PIPE	(16/12/2009 - ...)
1020	0663 2106 12	1	O-RING	(16/12/2009 - ...)
1030	0301 2335 00	4	PLAIN WASHER	(16/12/2009 - ...)
1035	0147 1325 03	1	HEX.BOLT	(16/12/2009 - ...)
1040	0211 1326 03	3	CAP SCREW	(16/12/2009 - ...)
1041	0634 1000 23	1	PIPE COUPLING	(16/12/2009 - ...)
1042	0634 1000 80	1	SEAL	(16/12/2009 - ...)
1043	1622 8951 00	1	PIPE	(16/12/2009 - ...)
1044	0634 1000 23	1	PIPE COUPLING	(16/12/2009 - ...)
1045	0634 1000 80	1	SEAL	(16/12/2009 - ...)
1046	1622 8942 00	1	NOZZLE	(16/12/2009 - ...)
1050	0663 2102 89	1	O-RING	(16/12/2009 - ...)
1060	0147 1363 03	2	HEX.BOLT	(16/12/2009 - ...)
1070	0301 2344 00	2	WASHER	(16/12/2009 - ...)
1080	1622 4947 00	1	PIPE	(16/12/2009 - 07/08/2013)
	↳ Substituted by:	1622 4947 10 - PIPE (quantity: 1)		
1080	1622 4947 10	1	PIPE	(08/08/2013 - ...)
1090	0663 2102 89	1	O-RING	(16/12/2009 - ...)
1100	0147 1363 03	2	HEX.BOLT	(16/12/2009 - ...)
1110	0301 2344 00	2	WASHER	(16/12/2009 - ...)
1120	0663 2106 12	1	O-RING	(16/12/2009 - ...)
1130	0301 2335 00	4	PLAIN WASHER	(16/12/2009 - ...)
1140	0211 1326 03	4	CAP SCREW	(16/12/2009 - ...)
1170	0663 2108 00	1	O-RING	(16/12/2009 - ...)
1180	0211 1326 03	3	CAP SCREW	(16/12/2009 - ...)
1190	0147 1325 03	1	HEX.BOLT	(16/12/2009 - ...)
1200	0300 0275 01	1	PLAIN WASHER	(16/12/2009 - ...)
	↳ Substituted by:	0300 0276 21 - WASHER (quantity: 1)		
1210	1622 4914 00	1	PIPE	(16/12/2009 - ...)
1220	0663 2107 77	1	O-RING	(16/12/2009 - ...)
1230	0301 2344 00	2	WASHER	(16/12/2009 - ...)
1240	0147 1363 03	2	HEX.BOLT	(16/12/2009 - ...)
1250	0634 1000 83	1	SEAL	(16/12/2009 - ...)
1260	0634 1000 27	1	PIPE COUPLING	(16/12/2009 - ...)
1270	0686 3716 01	1	PLUG 1/4 A A	(16/12/2009 - ...)
1280	0661 1000 38	1	SEAL WASHER	(16/12/2009 - ...)




Legend:

HAT:N - High ambient temperature version:reduced ambient condition (Increased FAD) - max 46° / 115°F

MODEL:ZT45_08 - Model:ZT 45

PRESS:8.6BAR - Working pressure:8.6 bar

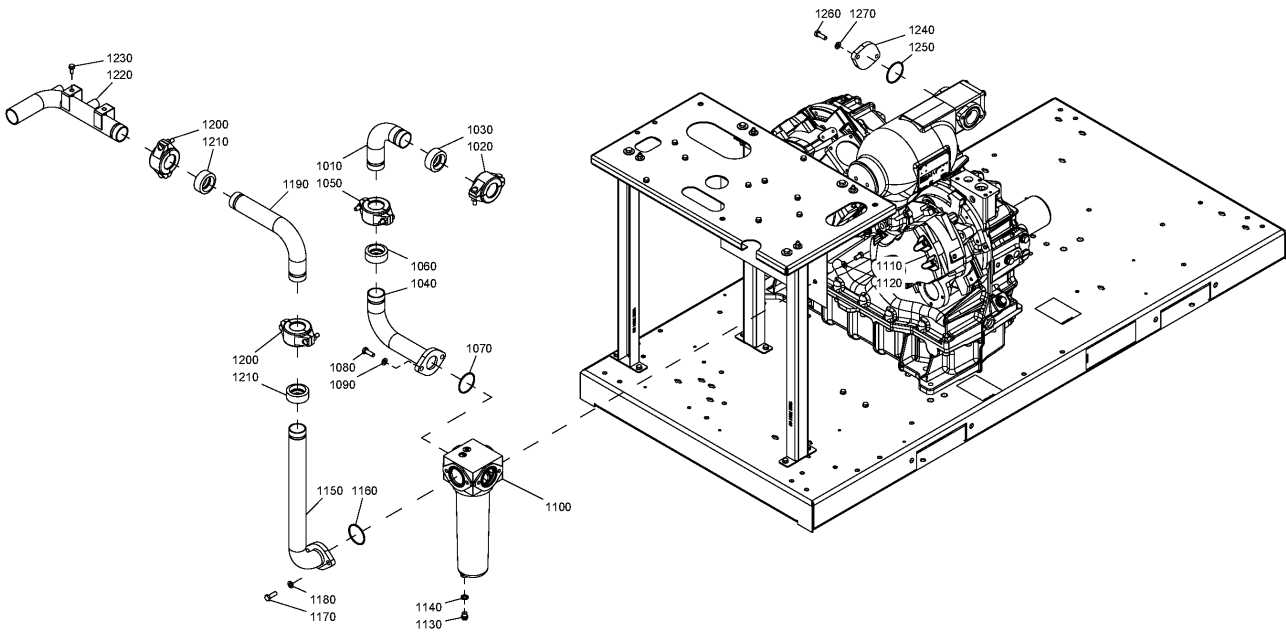


Ref	Part Number	Qty	Name	Validity
	1622 1675 99	1	PULSATION DAMPER	(30/07/2009 - ...) MAPPR:CEASME , MAPPR:ML
	1622 1675 82			(30/07/2009 - ...) MAPPR:LLAS1210
1010	•	1	PULSATION DAMPER	(29/03/2010 - ...)
1011	• 1613 9348 00	1	PLUG	(29/03/2010 - ...)
1012	• 0663 2111 98	1	O-RING	(29/03/2010 - ...)
1020	1622 0588 00	1	HOUSING VALVE	(30/07/2009 - ...)
1030		2	O-RING	(30/07/2009 - ...)
	 Service kits:	2901 1864 00	CHECK VALVE KIT(Z2008)	
1040		1	CHECK VALVE	(30/07/2009 - ...)
	 Service kits:	2901 1864 00	CHECK VALVE KIT(Z2008)	
1050		1	SPRING	(30/07/2009 - ...)
	 Service kits:	2901 1864 00	CHECK VALVE KIT(Z2008)	
1060	1622 5836 80	1	HOUSING	(30/07/2009 - ...)
1065	• 0500 4510 11	1	BUSHING	
1070	0147 1381 03	4	HEXAGON BOLT	(30/07/2009 - ...)
1080	0301 2344 00	4	WASHER	(30/07/2009 - ...)

Legend:






MAPPR:CEASME - Pressure Vessel Approval:CE / ASME MAPPR:LLAS1210 - Pressure Vessel Approval:Lloyds / AS1210 MAPPR:ML - Pressure Vessel Approval:ML

17.13 - Air outlet Pack - ZR (30/07/2009 - 19/10/2014)
(MODEL:ZR30_08 , MODEL:ZR37_08 , MODEL:ZR45_08) + HAT:N + IDRY:N



17.13 - Air outlet Pack - ZR (30/07/2009 - 19/10/2014)

(MODEL:ZR30_08 , MODEL:ZR37_08 , MODEL:ZR45_08) + HAT:N + IDRY:N

Ref	Part Number	Qty	Name	Validity
1010	1622 7591 00	1	PIPE	(30/07/2009 - 19/10/2014)
1020	0634 1000 27	1	PIPE COUPLING	(30/07/2009 - 19/10/2014)
1030		1	SEAL	(30/07/2009 - 19/10/2014)
	 Service kits:	2901	1868 00 - COOLER KIT ZR (Z2008)	
1040	1622 7590 00	1	PIPE	(30/07/2009 - 19/10/2014)
1050	0634 1000 27	1	PIPE COUPLING	(30/07/2009 - 19/10/2014)
1060		1	SEAL	(30/07/2009 - 19/10/2014)
	 Service kits:	2901	1868 00 - COOLER KIT ZR (Z2008)	
1070		1	O-RING	(30/07/2009 - 19/10/2014)
	 Service kits:	2901	1868 00 - COOLER KIT ZR (Z2008)	
1080	0147 1363 03	2	HEX.BOLT	(30/07/2009 - 19/10/2014)
1090	0301 2344 00	2	WASHER	(30/07/2009 - 19/10/2014)
1100	1613 9365 82	1	WSD 80	(30/07/2009 - 19/10/2014)
	• 0663 2111 80	1	O-RING	
	• 0663 2100 03	1	O-RING	
	• 1613 9946 00	1	CONNECTION	
	• 0663 2111 27	1	O-RING	
	• 0261 2118 00	1	NUT	
1110	0147 1360 03	2	SCREW CAP	(30/07/2009 - 19/10/2014)
1120	0301 2344 00	2	WASHER	(30/07/2009 - 19/10/2014)
1130	0686 3716 01	1	PLUG	(30/07/2009 - 19/10/2014)
1140	0661 1000 38	1	SEAL WASHER	(30/07/2009 - 19/10/2014)
1150	1622 7592 00	1	PIPE	(30/07/2009 - 19/10/2014)
1160		1	O-RING	(30/07/2009 - 19/10/2014)
	 Service kits:	2901	1868 00 - COOLER KIT ZR (Z2008)	
1170	0147 1363 03	2	HEX.BOLT	(30/07/2009 - 19/10/2014)
1180	0301 2344 00	2	WASHER	(30/07/2009 - 19/10/2014)
1190	1622 8131 00	1	PIPE	(30/07/2009 - 19/10/2014)
1200	0634 1000 27	2	PIPE COUPLING	(30/07/2009 - 19/10/2014)
1210		2	SEAL	(30/07/2009 - 19/10/2014)
	 Service kits:	2901	1868 00 - COOLER KIT ZR (Z2008)	
1220	1622 8129 00	1	PIPE	(30/07/2009 - 19/10/2014)
1230	0147 1963 08	2	SCREW	(30/07/2009 - 19/10/2014)
1240	1613 7000 21	1	FLANGE	(30/07/2009 - 19/10/2014)
1250	0663 2107 77	1	O-RING	(30/07/2009 - 19/10/2014)
1260	0147 1363 03	2	HEX.BOLT	(30/07/2009 - 19/10/2014)
1270	0301 2344 00	2	WASHER	(30/07/2009 - 19/10/2014)

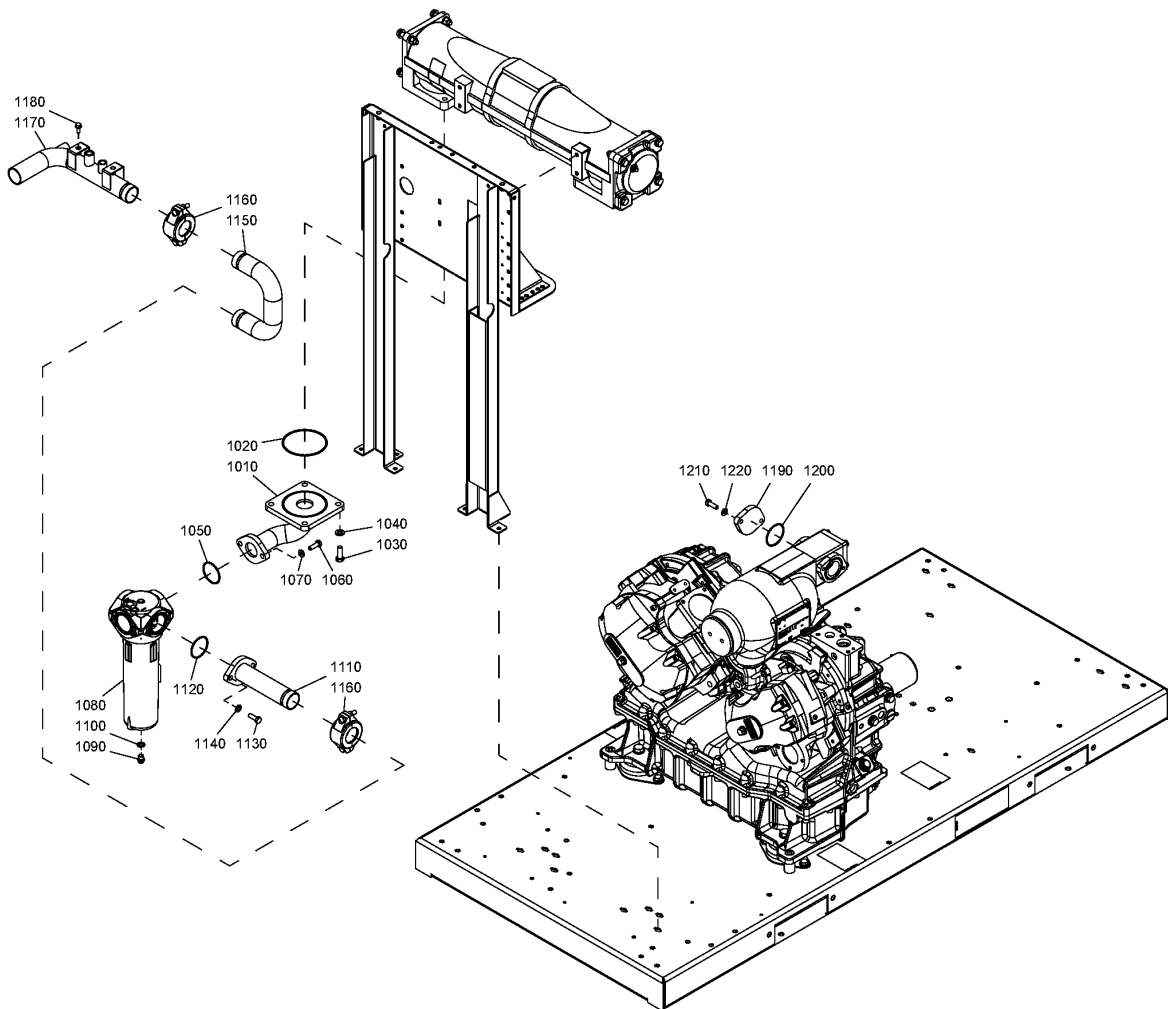
Legend:

HAT:N - High ambient temperature version:reduced ambient condition (Increased FAD) - max 46° / 115°F
MODEL:ZR37_08 - Model:ZR 37

IDRY:N - Integrated dryer:No
MODEL:ZR45_08 - Model:ZR 45

MODEL:ZR30_08 - Model:ZR 30

17.14 - Air outlet Pack - ZR (20/10/2014 - ...)
(MODEL:ZR30_08 , MODEL:ZR37_08 , MODEL:ZR45_08) + HAT:N + IDRY:N



17.14 - Air outlet Pack - ZR (20/10/2014 - ...)

(MODEL:ZR30_08 , MODEL:ZR37_08 , MODEL:ZR45_08) + HAT:N + IDRY:N

Ref	Part Number	Qty	Name	Validity
1010	1625 8578 00	1	PIPE	(20/10/2014 - ...)
1020	0663 2106 51	1	O-RING	(20/10/2014 - ...)
1030	0147 1402 03	4	SCREW	(20/10/2014 - ...)
1040	0301 2358 00	4	PLAIN WASHER	(20/10/2014 - ...)
1050	0663 2106 11	1	O-RING	(20/10/2014 - ...)
1060	0147 1363 03	2	HEX.BOLT	(20/10/2014 - ...)
1070	0301 2344 00	2	WASHER	(20/10/2014 - ...)
1080	1613 8763 80	1	WSD 80	(20/10/2014 - ...)
	• 0663 2111 80	1	O-RING	
	• 0663 2100 03	1	O-RING	
	• 1613 9946 00	1	CONNECTION	
	• 0663 2111 27	1	O-RING	
	• 0261 2118 00	1	NUT	
1090	0686 3716 01	1	PLUG	(20/10/2014 - ...)
1100	0661 1000 38	1	SEAL WASHER	(20/10/2014 - ...)
1110	1625 8583 00	1	PIPE	(20/10/2014 - ...)
1120	0663 2106 11	1	O-RING	(20/10/2014 - ...)
1130	0147 1363 03	2	HEX.BOLT	(20/10/2014 - ...)
1140	0301 2344 00	2	WASHER	(20/10/2014 - ...)
1150	1625 8829 00	1	PIPE	(20/10/2014 - ...)
1160	0634 1000 27	2	PIPE COUPLING	(20/10/2014 - ...)
1170	1622 8129 10	1	PIPE	(20/10/2014 - ...)
1180	0147 1963 08	2	SCREW	(20/10/2014 - ...)
1190	1613 7000 21	1	FLANGE	(20/10/2014 - ...)
1200	0663 2107 77	1	O-RING	(20/10/2014 - ...)
1210	0147 1363 03	2	HEX.BOLT	(20/10/2014 - ...)
1220	0301 2344 00	2	WASHER	(20/10/2014 - ...)

Legend:

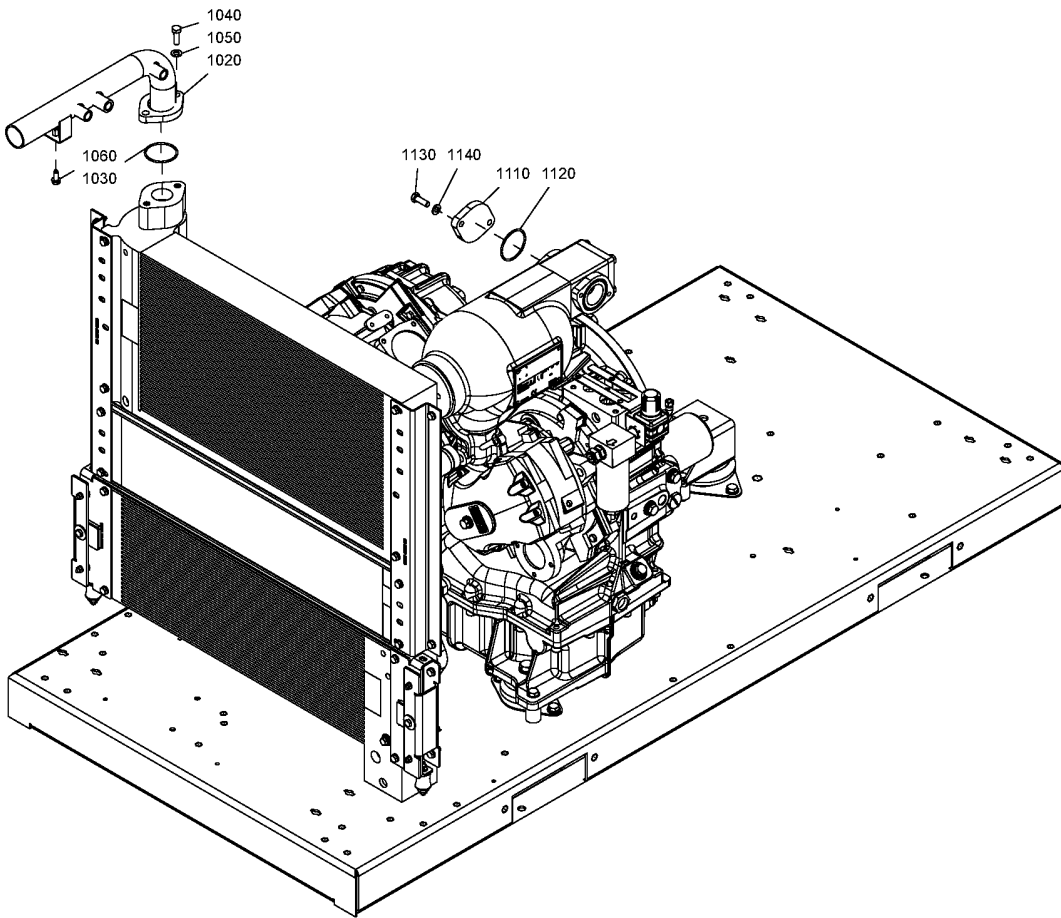
HAT:N - High ambient temperature version:reduced ambient condition (Increased FAD) - max 46° / 115°F
MODEL:ZR37_08 - Model:ZR 37

IDRY:N - Integrated dryer:No
MODEL:ZR45_08 - Model:ZR 45

MODEL:ZR30_08 - Model:ZR 30


17.15 - Air outlet Pack - ZT

(MODEL:ZT30_08 , MODEL:ZT37_08 , MODEL:ZT45_08) + HAT:N + IDRY:N



17.15 - Air outlet Pack - ZT

(MODEL:ZT30_08 , MODEL:ZT37_08 , MODEL:ZT45_08) + HAT:N + IDRY:N

Ref	Part Number	Qty	Name	Validity
1020	1622 5821 00	1	PIPE	(30/07/2009 - ...)
1030		1	O-RING	(30/07/2009 - ...)
	 Service kits:	2901	1867 00 - COOLER KIT ZT(Z2008)	
1040	0147 1363 03	2	HEX.BOLT	(30/07/2009 - ...)
1050	0301 2344 00	2	WASHER	(30/07/2009 - ...)
1060	0147 1963 08	1	SCREW	(30/07/2009 - ...)
1110	1613 7000 21	1	FLANGE	(30/07/2009 - ...)
1120	0663 2107 77	1	O-RING	(30/07/2009 - ...)
1130	0147 1363 03	2	HEX.BOLT	(30/07/2009 - ...)
1140	0301 2344 00	2	WASHER	(30/07/2009 - ...)

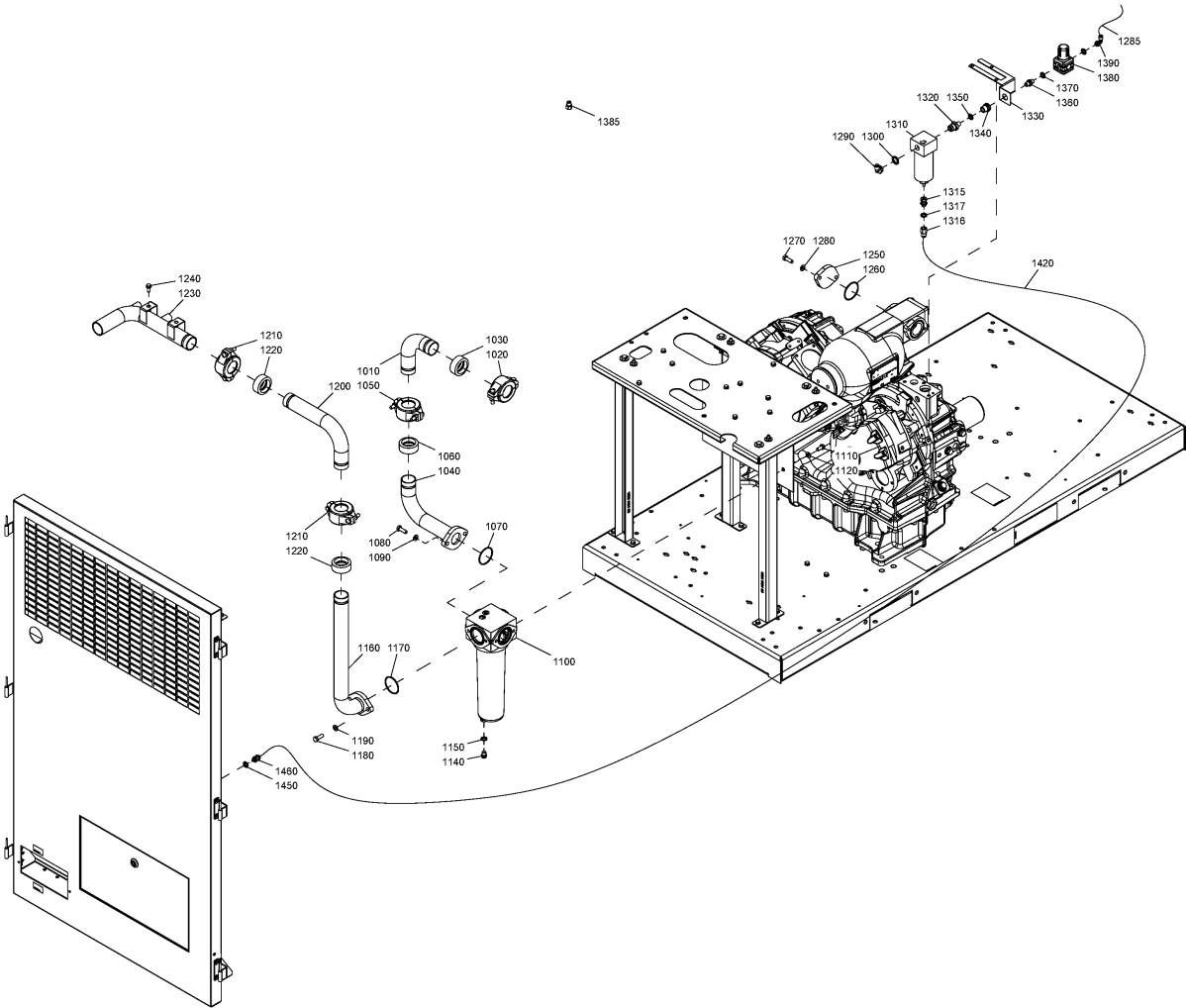
Legend:

HAT:N - High ambient temperature version:reduced ambient condition (Increased FAD) - max 46° / 115°F
MODEL:ZT37_08 - Model:ZT 37

IDRY:N - Integrated dryer:No
MODEL:ZT45_08 - Model:ZT 45






MODEL:ZT30_08 - Model:ZT 30

17.16 - Air outlet Pack - HAV - ZR (30/07/2009 - 19/10/2014)
(MODEL:ZR30_08 , MODEL:ZR37_08 , MODEL:ZR45_08) + HAT:Y + IDRY:N



17.16 - Air outlet Pack - HAV - ZR (30/07/2009 - 19/10/2014)

(MODEL:ZR30_08 , MODEL:ZR37_08 , MODEL:ZR45_08) + HAT:Y + IDRY:N

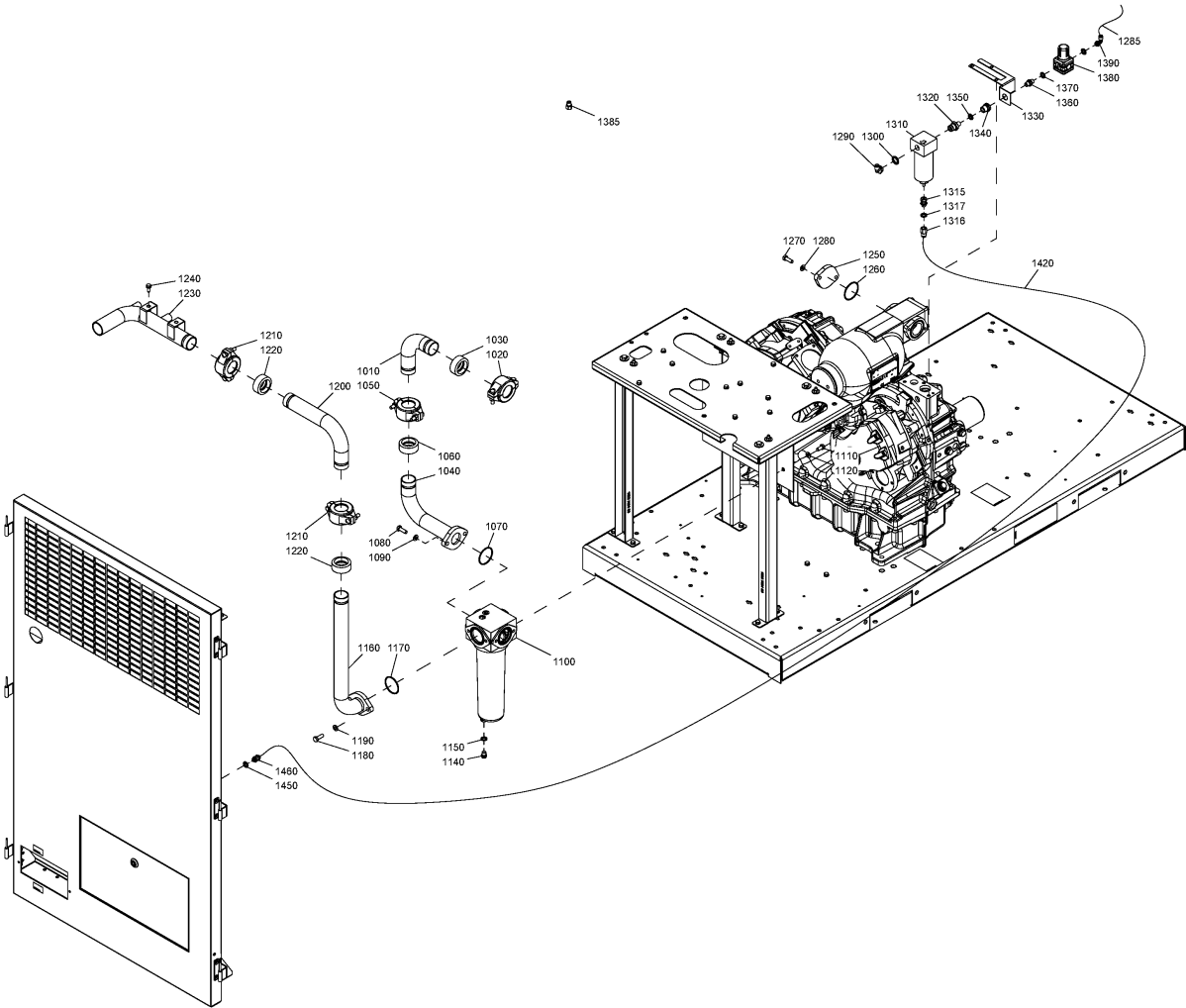
Ref	Part Number	Qty	Name	Validity
1010	1622 7591 00	1	PIPE	(30/07/2009 - 19/10/2014)
1020	0634 1000 27	1	PIPE COUPLING	(30/07/2009 - 19/10/2014)
1030		1	SEAL	(30/07/2009 - 19/10/2014)
	 Service kits:	2901	1868 00 - COOLER KIT ZR (Z2008)	
1040	1622 7590 00	1	PIPE	(30/07/2009 - 19/10/2014)
1050	0634 1000 27	1	PIPE COUPLING	(30/07/2009 - 19/10/2014)
1060		1	SEAL	(30/07/2009 - 19/10/2014)
	 Service kits:	2901	1868 00 - COOLER KIT ZR (Z2008)	
1070		1	O-RING	(30/07/2009 - 19/10/2014)
	 Service kits:	2901	1868 00 - COOLER KIT ZR (Z2008)	
1080	0147 1363 03	2	HEX.BOLT	(30/07/2009 - 19/10/2014)
1090	0301 2344 00	2	WASHER	(30/07/2009 - 19/10/2014)
1100	1613 9365 82	1	WSD 80	(30/07/2009 - 19/10/2014)
	• 0663 2111 80	1	O-RING	
	• 0663 2100 03	1	O-RING	
	• 1613 9946 00	1	CONNECTION	
	• 0663 2111 27	1	O-RING	
	• 0261 2118 00	1	NUT	
1110	0147 1360 03	2	SCREW CAP	(30/07/2009 - 19/10/2014)
1120	0301 2344 00	2	WASHER	(30/07/2009 - 19/10/2014)
1140	0686 3716 01	1	PLUG	(30/07/2009 - 19/10/2014)
1150	0661 1000 38	1	SEAL WASHER	(30/07/2009 - 19/10/2014)
1160	1622 7592 00	1	PIPE	(30/07/2009 - 19/10/2014)
1170		1	O-RING	(30/07/2009 - 19/10/2014)
	 Service kits:	2901	1868 00 - COOLER KIT ZR (Z2008)	
1180	0147 1363 03	2	HEX.BOLT	(30/07/2009 - 19/10/2014)
1190	0301 2344 00	2	WASHER	(30/07/2009 - 19/10/2014)
1200	1622 8131 00	1	PIPE	(30/07/2009 - 19/10/2014)
1210	0634 1000 27	2	PIPE COUPLING	(30/07/2009 - 19/10/2014)
1220		2	SEAL	(30/07/2009 - 19/10/2014)
	 Service kits:	2901	1868 00 - COOLER KIT ZR (Z2008)	
1230	1622 8129 00	1	PIPE	(30/07/2009 - 19/10/2014)
1240	0147 1963 08	2	SCREW	(30/07/2009 - 19/10/2014)
1250	1613 7000 21	1	FLANGE	(30/07/2009 - 19/10/2014)
1260	0663 2107 77	1	O-RING	(30/07/2009 - 19/10/2014)
1270	0147 1363 03	2	HEX.BOLT	(30/07/2009 - 19/10/2014)
1280	0301 2344 00	2	WASHER	(30/07/2009 - 19/10/2014)
1285	0070 6002 03	AR	PLASTIC TUBE	(30/07/2009 - 19/10/2014)
1290	0581 0000 73	1	PIPE COUPLING	(30/07/2009 - 13/04/2013)
1290	0583 8100 71	1	FITTING PIPE STRAIGHT	(14/04/2013 - 29/07/2014)
1290	0583 8120 66	1	PIPE COUPLING ELBOW	(30/07/2014 - 19/10/2014)
1300	0661 1000 39	1	SEAL WASHER	(30/07/2009 - 13/04/2013)
1310	9093 0008 11	1	MIDI FILTER	(30/07/2009 - 09/09/2010)
1310	9093 0021 01	1	WSD	(10/09/2010 - 19/10/2014)
1315	0581 0028 01	1	PIPE COUPLING	(10/09/2010 - 19/10/2014)
1316	0581 0001 34	1	PIPE COUPLING	(10/09/2010 - 13/04/2013)
1316	1617 7082 02	1	COUPLING ELEM.	(01/10/2009 - 09/09/2010)
1316	9090 1583 00	1	PIPE COUPLING STRAIGHT	(14/04/2013 - 19/10/2014)
1317	0661 1000 38	1	SEAL WASHER	(10/09/2010 - 19/10/2014)
1320	0603 5105 03	1	HEXAGON NIPPLE	(30/07/2009 - 19/10/2014)
1330	1622 5881 00	1	SUPPORT	(30/07/2009 - 19/10/2014)
1340	0581 0000 87	1	PIPE COUPLING	(30/07/2009 - 19/10/2014)

Legend:HAT:Y - High ambient temperature version:High ambient condition IDRY:N - Integrated dryer:No
MODEL:ZR37_08 - Model:ZR 37 MODEL:ZR45_08 - Model:ZR 45

MODEL:ZR30_08 - Model:ZR 30

17.16 - Air outlet Pack - HAV - ZR (30/07/2009 - 19/10/2014)

(MODEL:ZR30_08 , MODEL:ZR37_08 , MODEL:ZR45_08) + HAT:Y + IDRY:N



17.16 - Air outlet Pack - HAV - ZR (30/07/2009 - 19/10/2014)

(MODEL:ZR30_08 , MODEL:ZR37_08 , MODEL:ZR45_08) + HAT:Y + IDRY:N

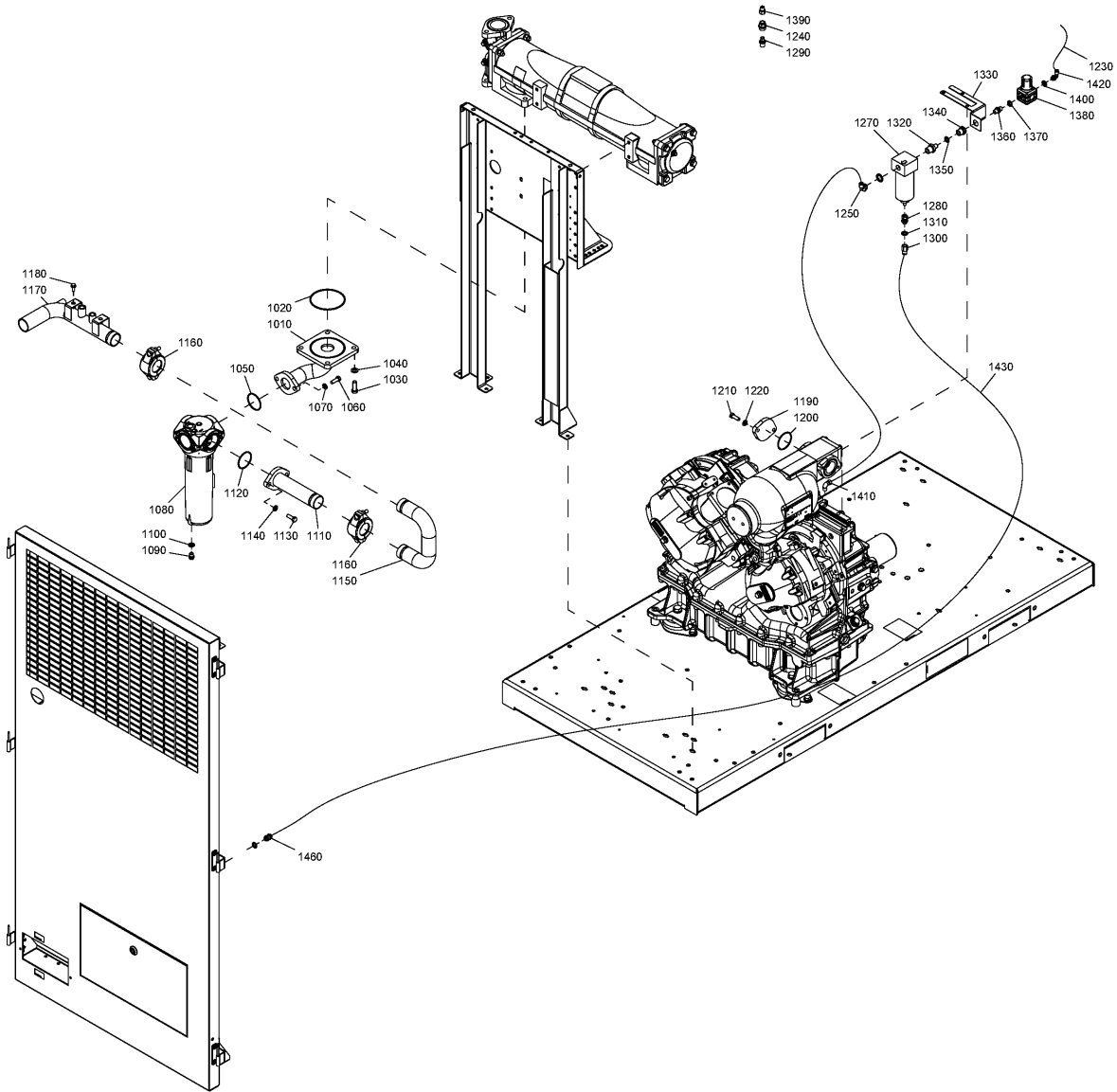
Ref	Part Number	Qty	Name	Validity
1350	0661 1000 38	1	SEAL WASHER	(30/07/2009 - 19/10/2014)
1360	0603 4200 08	1	HEXAGON NIPPLE	(30/07/2009 - 19/10/2014)
	↻ Substituted by:	9740 2021 22	- HEXAGON NIPPLE (quantity: 1)	
1370	0661 1000 38	1	SEAL WASHER	(30/07/2009 - 19/10/2014)
1380	9093 0033 01	1	MINI REG 08B	(30/07/2009 - 19/10/2014)
1385	0605 8700 92	1	BUSHING	(30/07/2009 - 13/04/2013)
1390	0581 1200 23	1	ELBOW COUPLING	(30/07/2009 - 13/04/2013)
1390	0583 8120 74	1	FITTING PIPE	(14/04/2013 - 19/10/2014)
1420	0070 6002 03	AR	PLASTIC TUBE	(30/07/2009 - 19/10/2014)
1450	0661 1000 38	1	SEAL WASHER	(17/11/2009 - 13/04/2013)
1450	0661 1000 49	1	SEAL WASHER	(30/07/2009 - 16/11/2009)
1460	0581 0000 55	1	PIPE COUPLING	(30/07/2009 - 13/04/2013)
1460	0583 8100 70	1	FITTING PIPE	(14/04/2013 - 19/10/2014)

Legend:

HAT:Y - High ambient temperature version:High ambient condition IDRY:N - Integrated dryer:No
 MODEL:ZR37_08 - Model:ZR 37 MODEL:ZR45_08 - Model:ZR 45

MODEL:ZR30_08 - Model:ZR 30

17.17 - Air outlet Pack - HAV - ZR (20/10/2014 - ...)
 (MODEL:ZR30_08 , MODEL:ZR37_08 , MODEL:ZR45_08) + HAT:Y + IDRY:N



17.17 - Air outlet Pack - HAV - ZR (20/10/2014 - ...)

(MODEL:ZR30_08 , MODEL:ZR37_08 , MODEL:ZR45_08) + HAT:Y + IDRY:N

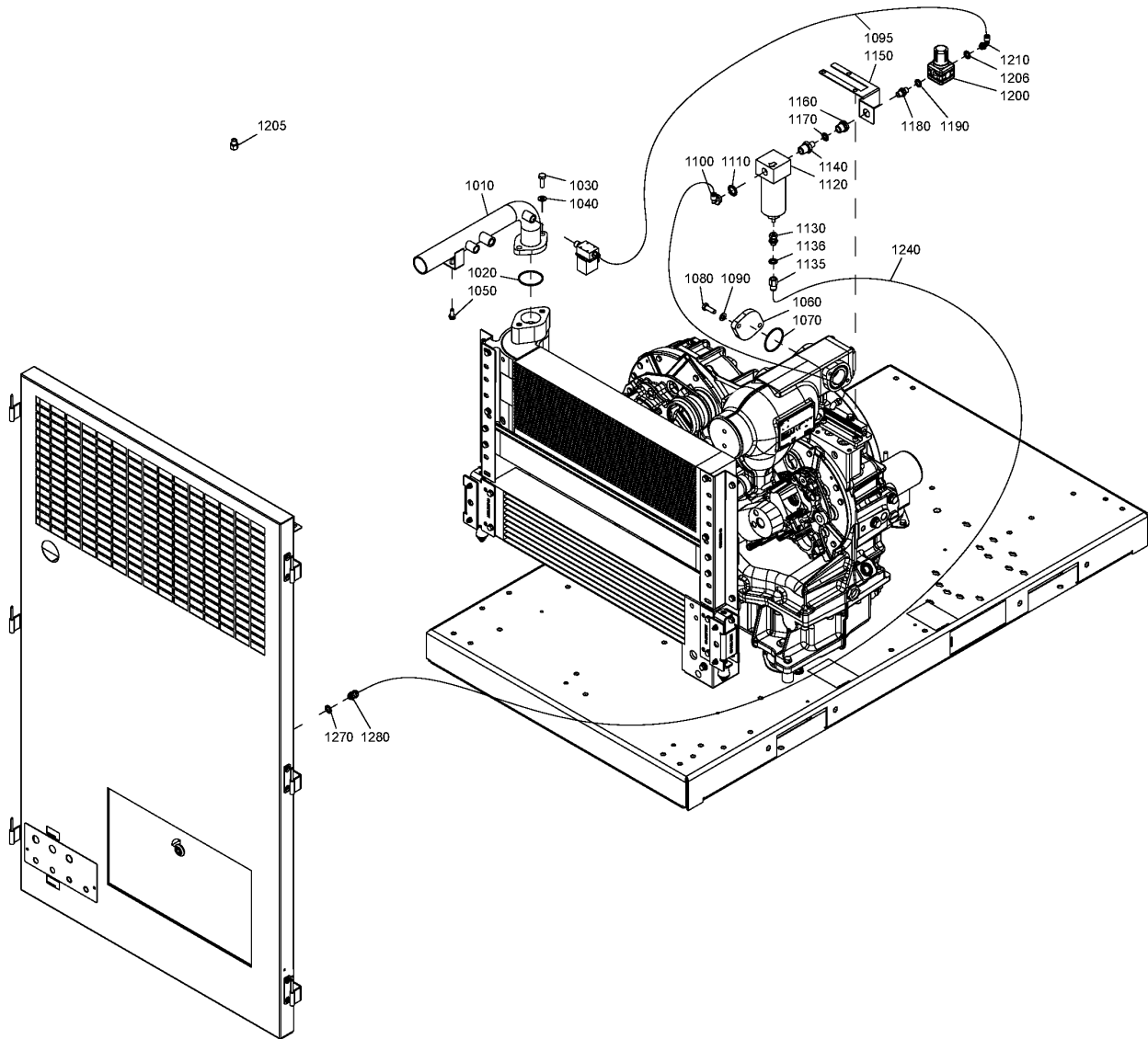
Ref	Part Number	Qty	Name	Validity
1010	1625 8578 00	1	PIPE	(20/10/2014 - ...)
1020	0663 2106 51	1	O-RING	(20/10/2014 - ...)
1030	0147 1402 03	4	HEX. HEAD SCREW	(20/10/2014 - ...)
1040	0301 2358 00	4	PLAIN WASHER	(20/10/2014 - ...)
1050	0663 2106 11	1	O-RING	(20/10/2014 - ...)
1060	0147 1363 03	2	HEX.BOLT	(20/10/2014 - ...)
1070	0301 2344 00	2	WASHER	(20/10/2014 - ...)
1080	1613 8763 80	1	WSD 80	(20/10/2014 - ...)
	• 0663 2111 80	1	O-RING	
	• 0663 2100 03	1	O-RING	
	• 1613 9946 00	1	CONNECTION	
	• 0663 2111 27	1	O-RING	
	• 0261 2118 00	1	NUT	
1090	0686 3716 01	1	PLUG	(20/10/2014 - ...)
1100	0661 1000 38	1	SEAL WASHER	(20/10/2014 - ...)
1110	1625 8583 00	1	PIPE	(20/10/2014 - ...)
1120	0663 2106 11	1	O-RING	(20/10/2014 - ...)
1130	0147 1363 03	2	HEX.BOLT	(20/10/2014 - ...)
1140	0301 2344 00	2	WASHER	(20/10/2014 - ...)
1150	1625 8829 00	1	PIPE	(20/10/2014 - ...)
1160	0634 1000 27	2	PIPE COUPLING	(20/10/2014 - ...)
1170	1622 8129 10	1	PIPE	(20/10/2014 - ...)
1180	0147 1963 08	2	SCREW	(20/10/2014 - ...)
1190	1613 7000 21	1	FLANGE	(20/10/2014 - ...)
1200	0663 2107 77	1	O-RING	(20/10/2014 - ...)
1210	0147 1363 03	2	HEX.BOLT	(20/10/2014 - ...)
1220	0301 2344 00	2	WASHER	(20/10/2014 - ...)
1230	0070 6002 03	4	PLASTIC TUBE	(20/10/2014 - ...)
1240	0583 8100 71	1	FITTING PIPE	(20/10/2014 - 29/01/2015)
1250	0583 8100 71	1	FITTING PIPE	(20/10/2014 - 29/01/2015)
1250	0583 8120 66	1	PIPE COUPLING ELBOW	(30/01/2015 - ...)
1270	9093 0021 01	1	WSD	(20/10/2014 - ...)
1280	0581 0028 01	1	PIPE COUPLING	(20/10/2014 - ...)
1290	0581 0001 34	1	PIPE COUPLING	(20/10/2014 - 29/01/2015)
1300	9090 1583 00	1	PIPE COUPLING STRAIGHT	(20/10/2014 - ...)
1310	0661 1000 38	1	SEAL WASHER	(20/10/2014 - ...)
1320	0603 5105 03	1	HEXAGON NIPPLE	(20/10/2014 - ...)
1330	1622 5881 00	1	SUPPORT	(20/10/2014 - ...)
1340	0581 0000 87	1	PIPE COUPLING	(20/10/2014 - ...)
1350	0661 1000 38	1	SEAL WASHER	(20/10/2014 - ...)
1360	0603-4200-08	1	HEXAGON NIPPLE	(20/10/2014 - ...)
	↳ Substituted by:	9740 2021 22 - HEXAGON NIPPLE (quantity: 1)		
1370	0661 1000 38	1	SEAL WASHER	(20/10/2014 - ...)
1380	9093 0033 01	1	MINI REG	(20/10/2014 - ...)
1390	0605 8700 92	1	BUSHING	(20/10/2014 - 29/01/2015)
1400	0661 1000 38	1	SEAL WASHER	(20/10/2014 - ...)
1410	0581 1200 23	1	ELBOW COUPLING	(20/10/2014 - 29/01/2015)
1420	0583 8120 74	1	FITTING PIPE	(20/10/2014 - ...)
1430	0070 6002 03	AR	PLASTIC TUBE	(20/10/2014 - ...)
1460	0583 8100 70	1	FITTING PIPE	(20/10/2014 - ...)

Legend:

HAT:Y - High ambient temperature version:High ambient condition IDRY:N - Integrated dryer:N
 MODEL:ZR37_08 - Model:ZR 37 MODEL:ZR45_08 - Model:ZR 45

MODEL:ZR30_08 - Model:ZR 30

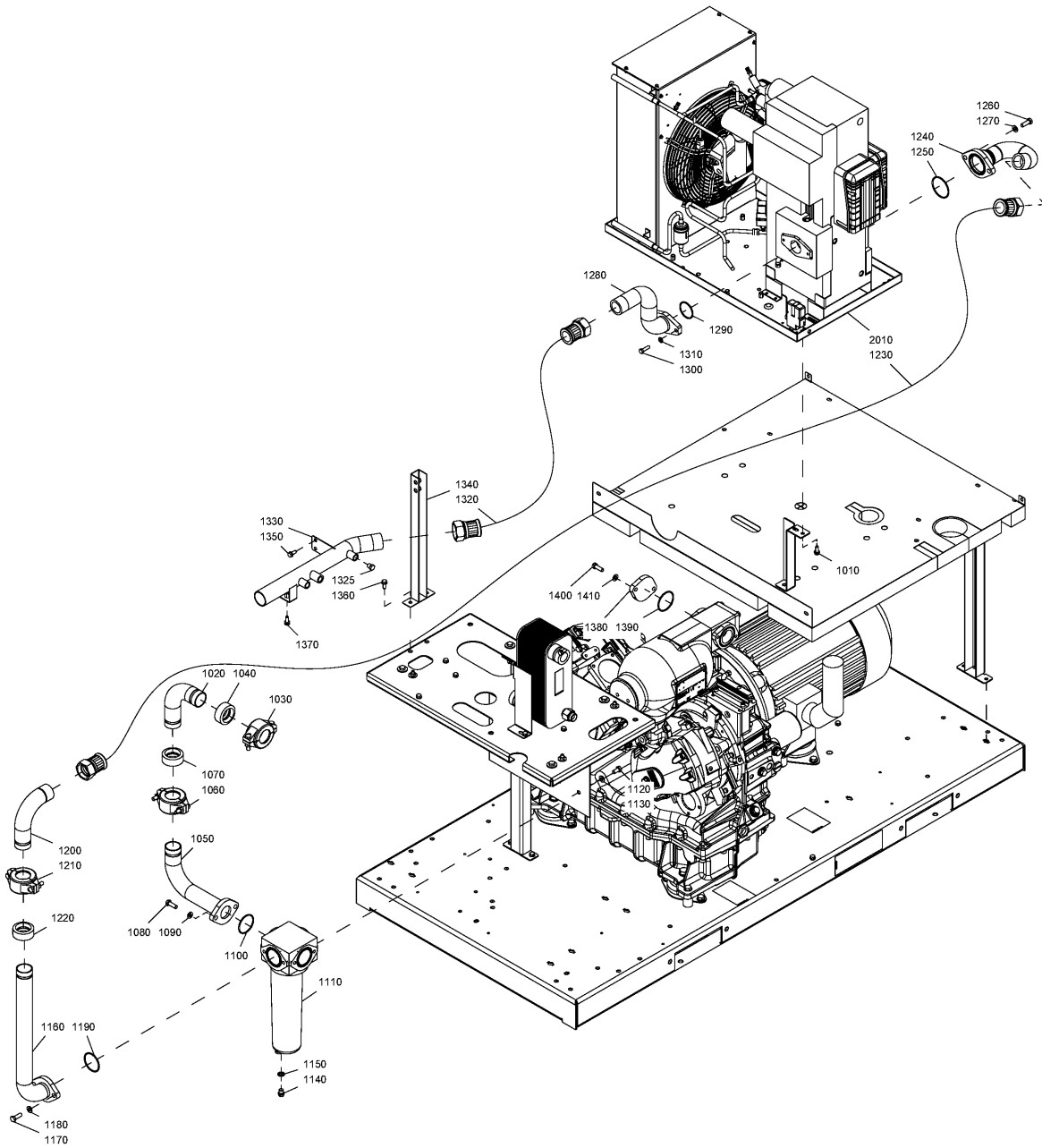
17.18 - Air outlet Pack - HAV - ZT
(MODEL:ZT30_08 , MODEL:ZT37_08 , MODEL:ZT45_08) + HAT:Y + IDRY:N



Ref	Part Number	Qty	Name	Validity
1010	1622 5821 00	1	PIPE	(30/07/2009 - ...)
1020		1	O-RING	(30/07/2009 - ...)
	Service kits:	2901	1867 00 - COOLER KIT ZT(Z2008)	
1030	0147 1363 03	2	HEX.BOLT	(30/07/2009 - ...)
1040	0301 2344 00	2	WASHER	(30/07/2009 - ...)
1050	0147 1963 08	1	SCREW	(30/07/2009 - ...)
1060	1613 7000 21	1	FLANGE	(30/07/2009 - ...)
1070	0663 2107 77	1	O-RING	(30/07/2009 - ...)
1080	0147 1363 03	2	HEX.BOLT	(30/07/2009 - ...)
1090	0301 2344 00	2	WASHER	(30/07/2009 - ...)
1095	0070 6002 03	AR	PLASTIC TUBE	(30/07/2009 - ...)
1100	0581 0000 73	1	PIPE COUPLING	(30/07/2009 - 13/04/2013)
1100	0583 8100 71	1	FITTING PIPE STRAIGHT	(14/04/2013 - 29/07/2014)
1100	0583 8120 66	1	PIPE COUPLING ELBOW	(30/07/2014 - ...)
1110	0661 1000 39	1	SEAL WASHER	(30/07/2009 - 13/04/2013)
1120	9093 0008 11	1	MIDI FILTER	(30/07/2009 - 09/09/2010)
1120	9093 0021 01	1	WSD	(10/09/2010 - ...)
1130	0581 0028 01	1	PIPE COUPLING	(10/09/2010 - ...)
1135	1617 7082 02	1	COUPLING	(01/10/2009 - 09/09/2010)
1135	0581 0001 34	1	PIPE COUPLING	(10/09/2010 - 13/04/2013)
1135	9090 1583 00	1	PIPE COUPLING STRAIGHT	(14/04/2013 - ...)
1136	0661 1000 38	1	SEAL WASHER	(10/09/2010 - ...)
1140	0603 5105 03	1	HEXAGON NIPPLE	(30/07/2009 - ...)
1150	1622 5881 00	1	SUPPORT	(30/07/2009 - ...)
1160	0581 0000 87	1	PIPE COUPLING	(30/07/2009 - ...)
1170	0661 1000 38	1	SEAL WASHER	(30/07/2009 - ...)
1180	0603 4200 08	1	HEXAGON NIPPLE	(30/07/2009 - ...)
	Substituted by:	9740	2021 22 - HEXAGON NIPPLE (quantity: 1)	
1190	0661 1000 38	1	SEAL WASHER	(30/07/2009 - ...)
1200	9093 0033 01	1	MINI REG	(30/07/2009 - ...)
1205	0605 8700 92	1	BUSHING	(30/07/2009 - 13/04/2013)
1206	0661 1000 38	1	SEAL WASHER	(30/07/2009 - 13/04/2013)
1210	0581 1200 23	1	ELBOW COUPLING	(30/07/2009 - 13/04/2013)
1210	0583 8120 74	1	FITTING PIPE	(14/04/2013 - ...)
1240	0070 6002 03	AR	PLASTIC TUBE	(30/07/2009 - ...)
1270	0661 1000 38	1	SEAL WASHER	(17/11/2009 - 13/04/2013)
1280	0581 0000 55	1	PIPE COUPLING	(30/07/2009 - 13/04/2013)
1280	0583 8100 70	1	FITTING PIPE	(14/04/2013 - ...)

Legend:

HAT:Y - High ambient temperature version:High ambient condition IDRY:N - Integrated dryer:No MODEL:ZT30_08 - Model:ZT 30
MODEL:ZT37_08 - Model:ZT 37 MODEL:ZT45_08 - Model:ZT 45



17.19 - Air outlet Full feature - ZR 30-45 ID 100, ID 136 (30/07/2009 - 19/10/2014)

(MODEL:ZR30_08 , MODEL:ZR37_08 , MODEL:ZR45_08) + IDRY:ID



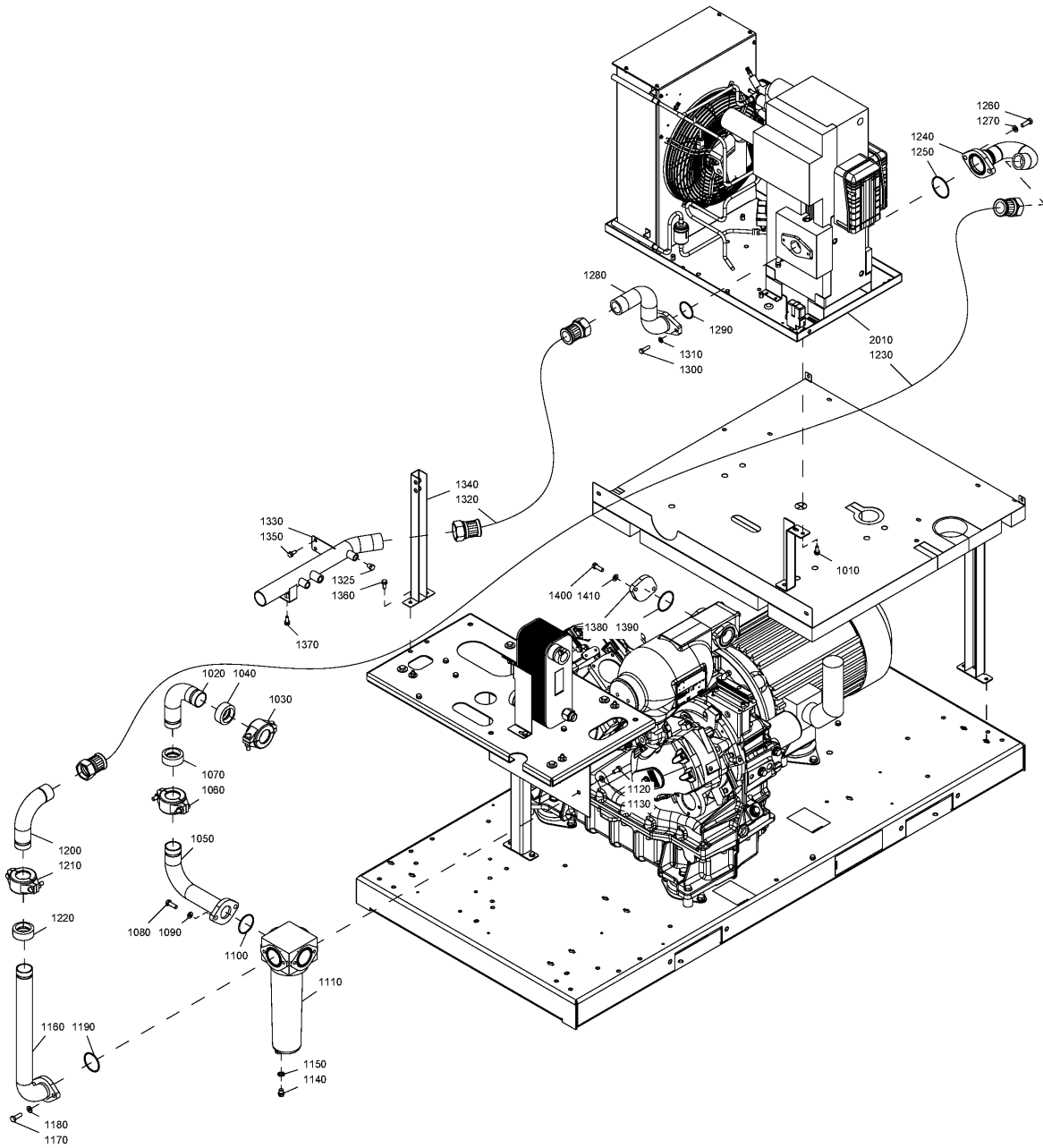
Ref	Part Number	Qty	Name	Validity
1010	0147 1963 08	4	SCREW	(30/07/2009 - 19/10/2014)
1020	1622 7591 00	1	PIPE	(30/07/2009 - 19/10/2014)
1030	0634 1000 27	1	PIPE COUPLING	(30/07/2009 - 19/10/2014)
1040		1	SEAL	(30/07/2009 - 19/10/2014)
	Service kits:	2901	1868 00 - COOLER KIT ZR (Z2008)	
1050	1622 7590 00	1	PIPE	(30/07/2009 - 19/10/2014)
1060	0634 1000 27	1	PIPE COUPLING	(30/07/2009 - 19/10/2014)
1070		1	SEAL	(30/07/2009 - 19/10/2014)
	Service kits:	2901	1868 00 - COOLER KIT ZR (Z2008)	
1080	0147 1363 03	2	HEX.BOLT	(30/07/2009 - 19/10/2014)
1090	0301 2344 00	2	WASHER	(30/07/2009 - 19/10/2014)
1100		1	O-RING	(30/07/2009 - 19/10/2014)
	Service kits:	2901	1868 00 - COOLER KIT ZR (Z2008)	
1110	1613 9365 82	1	WSD 80	(30/07/2009 - 19/10/2014)
	• 0663 2111 80	1	O-RING	
	• 0663 2100 03	1	O-RING	
	• 1613 9946 00	1	CONNECTION	
	• 0663 2111 27	1	O-RING	
	• 0261 2118 00	1	NUT	
1120	0147 1360 03	2	SCREW CAP	(30/07/2009 - 19/10/2014)
1130	0301 2344 00	2	WASHER	(30/07/2009 - 19/10/2014)
1140	0686 3716 01	1	PLUG	(30/07/2009 - 19/10/2014)
1150	0661 1000 38	1	SEAL WASHER	(30/07/2009 - 19/10/2014)
1160	1622 7592 00	1	PIPE	(30/07/2009 - 19/10/2014)
1170	0147 1363 03	2	HEX.BOLT	(30/07/2009 - 19/10/2014)
1180	0301 2344 00	2	WASHER	(30/07/2009 - 19/10/2014)
1190		1	O-RING	(30/07/2009 - 19/10/2014)
	Service kits:	2901	1868 00 - COOLER KIT ZR (Z2008)	
1200	1622 8130 00	1	PIPE	(30/07/2009 - 19/10/2014)
	• 1622 7232 00	1	NIPPLE	
1210	0634 1000 27	1	PIPE COUPLING	(30/07/2009 - 19/10/2014)
1220		1	SEAL	(30/07/2009 - 19/10/2014)
	Service kits:	2901	1868 00 - COOLER KIT ZR (Z2008)	
1230	1622 1840 22	1	HOSE ASSEMBLY	(30/07/2009 - 19/10/2014)
1240	1622 8103 00	1	PIPE	(30/07/2009 - 19/10/2014)
	• 1613 6999 34	1	FLANGE	
	• 0562 8000 15	1	REDUCER	
	• 0572 2209 02	2	WELDING BEND	
	• 1622 7232 00	1	NIPPLE	
1250	0663 2102 89	1	O-RING	(30/07/2009 - 19/10/2014)
1260	0147 1363 03	2	HEX.BOLT	(30/07/2009 - 19/10/2014)
1270	0301 2344 00	2	WASHER	(30/07/2009 - 19/10/2014)
1280	1622 7599 00	1	PIPE	(30/07/2009 - 07/05/2012)
1280	1625 7499 00	1	PIPE AIR OUTLET	(08/05/2012 - 19/10/2014)
1290	0663 2109 68	1	O-RING	(30/07/2009 - 19/10/2014)
1300	0147 1326 03	2	HEX. HEAD SCREW	(30/07/2009 - 19/10/2014)
1310	0301 2335 00	2	PLAIN WASHER	(30/07/2009 - 19/10/2014)
1320	1622 1840 31	1	HOSE ASSEMBLY	(30/07/2009 - 19/10/2014)
1325	0686 3115 58	1	PLUG	(09/05/2012 - 19/10/2014)
1330	1622 4915 00	1	PIPE	(30/07/2009 - 19/10/2014)
1340	1622 7594 00	1	SUPPORT	(30/07/2009 - 19/10/2014)
1350	0147 1963 08	2	SCREW	(30/07/2009 - 19/10/2014)

Legend:

IDRY:ID - Integrated dryer:ID dryer
MODEL:ZR45_08 - Model:ZR 45

MODEL:ZR30_08 - Model:ZR 30

MODEL:ZR37_08 - Model:ZR 37



17.19 - Air outlet Full feature - ZR 30-45 ID 100, ID 136 (30/07/2009 - 19/10/2014)
(MODEL:ZR30_08 , MODEL:ZR37_08 , MODEL:ZR45_08) + IDRY:ID



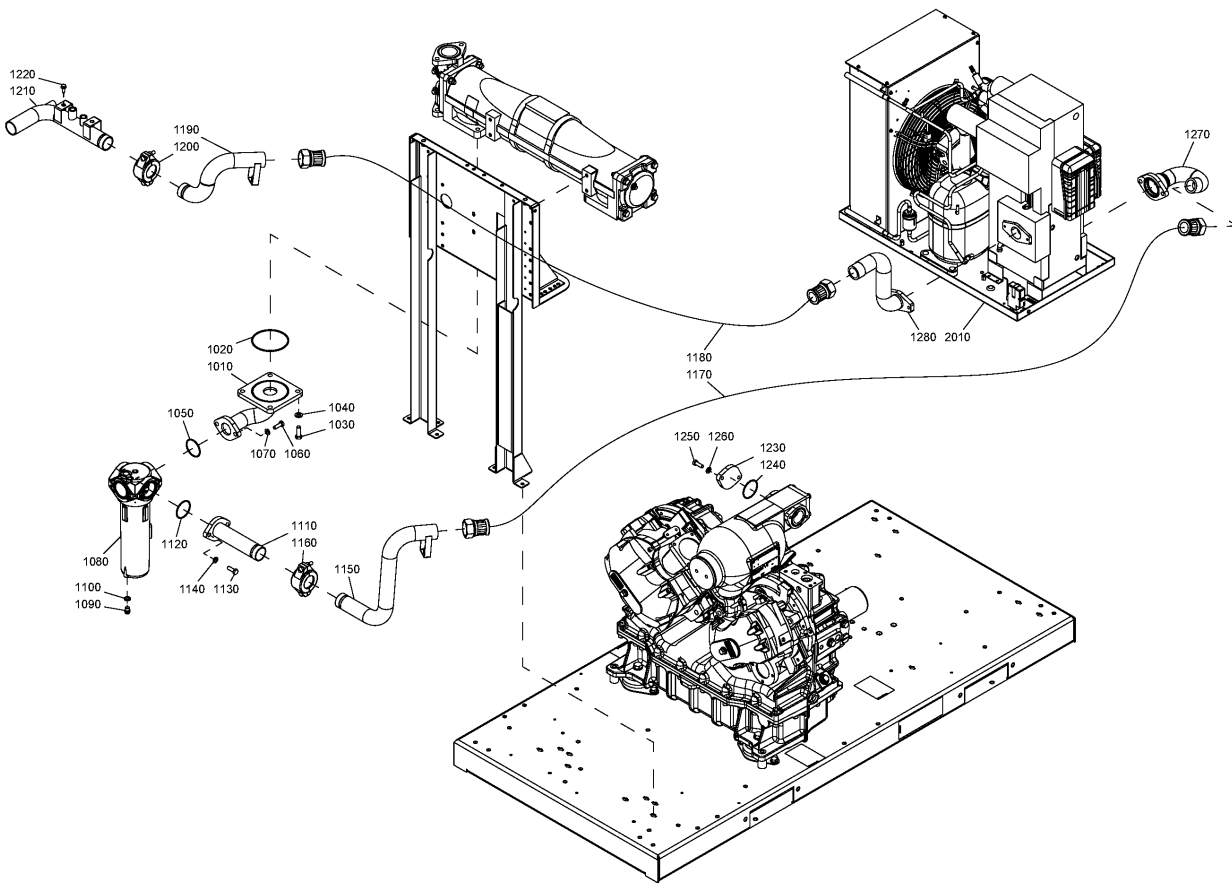
Ref	Part Number	Qty	Name	Validity
1360	0147 1963 08	2	SCREW	(30/07/2009 - 19/10/2014)
1370	0147 1963 08	1	SCREW	(30/07/2009 - 19/10/2014)
1380	1613 7000 21	1	FLANGE	(30/07/2009 - 19/10/2014)
1390	0663 2107 77	1	O-RING	(30/07/2009 - 19/10/2014)
1400	0147 1363 03	2	HEX.BOLT	(30/07/2009 - 19/10/2014)
1410	0301 2344 00	2	WASHER	(30/07/2009 - 19/10/2014)
2010		1	AIR DRYER ID	

Legend:

IDRY:ID - Integrated dryer:ID dryer
MODEL:ZR45_08 - Model:ZR 45

MODEL:ZR30_08 - Model:ZR 30

MODEL:ZR37_08 - Model:ZR 37



17.20 - Air outlet Full feature - ZR 30-45 ID 100, ID 136 (20/10/2014 - ...)

(MODEL:ZR30_08 , MODEL:ZR37_08 , MODEL:ZR45_08) + IDRY:ID

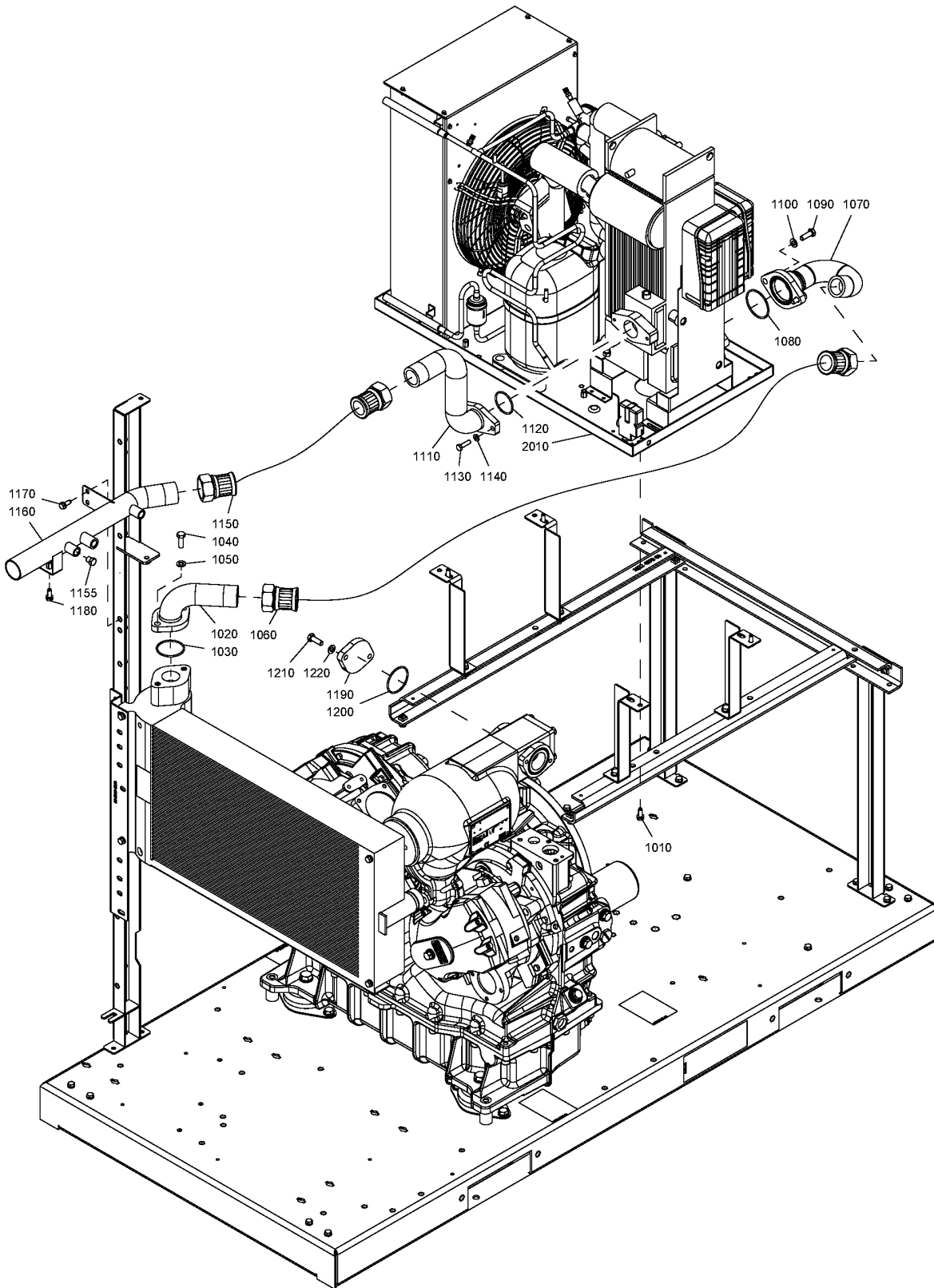
Ref	Part Number	Qty	Name	Validity
1010	1625 8578 00	1	PIPE	(20/10/2014 - ...)
1020	0663 2106 51	1	O-RING	(20/10/2014 - ...)
1030	0147 1402 03	4	SCREW	(20/10/2014 - ...)
1040	0301 2358 00	4	PLAIN WASHER	(20/10/2014 - ...)
1050	0663 2106 11	1	O-RING	(20/10/2014 - ...)
1060	0147 1363 03	2	HEX.BOLT	(20/10/2014 - ...)
1070	0301 2344 00	2	WASHER	(20/10/2014 - ...)
1080	1613 8763 80	1	WSD 80	(20/10/2014 - ...)
	• 0663 2111 80	1	O-RING	
	• 0663 2100 03	1	O-RING	
	• 1613 9946 00	1	CONNECTION	
	• 0663 2111 27	1	O-RING	
	• 0261 2118 00	1	NUT	
1090	0686 3716 01	1	PLUG	(20/10/2014 - ...)
1100	0661 1000 38	1	SEAL WASHER	(20/10/2014 - ...)
1110	1625 8583 00	1	PIPE	(20/10/2014 - ...)
1120	0663 2106 11	1	O-RING	(20/10/2014 - ...)
1130	0147 1363 03	2	HEX.BOLT	(20/10/2014 - ...)
1140	0301 2344 00	2	WASHER	(20/10/2014 - ...)
1150	1625 8844 00	1	PIPE	(20/10/2014 - ...)
1160	0634 1000 27	1	PIPE COUPLING	(20/10/2014 - ...)
1170	1622 1840 52	1	HOSE ASSEMBLY	(20/10/2014 - 22/12/2014)
1170	1622 1840 24	1	HOSE ASSEMBLY	(23/12/2014 - 12/03/2015)
1170	1622 1840 22	1	HOSE ASSEMBLY	(13/03/2015 - ...)
	• 1625 7999 40	2	SEAL GASKET	(27/03/2015 - ...)
1180	1622 1840 54	1	HOSE ASSEMBLY	(20/10/2014 - 22/12/2014)
1180	1622 1840 27	1	HOSE ASSEMBLY	(23/12/2014 - 12/03/2015)
1180	1622 1840 17	1	HOSE ASSEMBLY	(13/03/2015 - ...)
	• 1625 7999 40	2	SEAL GASKET	(27/03/2015 - ...)
1190	1625 8844 05	1	PIPE	(20/10/2014 - ...)
1200	0634 1000 27	1	PIPE COUPLING	(20/10/2014 - ...)
1210	1622 8129 10	1	PIPE	(20/10/2014 - ...)
1220	0147 1963 08	2	SCREW	(20/10/2014 - ...)
1230	1613 7000 21	1	FLANGE	(20/10/2014 - ...)
1240	0663 2107 77	1	O-RING	(20/10/2014 - ...)
1250	0147 1363 03	2	HEX.BOLT	(20/10/2014 - ...)
1260	0301 2344 00	2	WASHER	(20/10/2014 - ...)
1270	1622 8103 00	1	PIPE	(20/10/2014 - ...)
1280	1625 7499 00	1	PIPE AIR OUTLET	(20/10/2014 - ...)
2010		1	AIR DRYER ID	

Legend:IDRY:ID - Integrated dryer:ID dryer
MODEL:ZR45_08 - Model:ZR 45

MODEL:ZR30_08 - Model:ZR 30


MODEL:ZR37_08 - Model:ZR 37

17.21 - Air outlet Full feature - ZT 30-45 ID 100, ID 136
 (MODEL:ZT30_08 , MODEL:ZT37_08 , MODEL:ZT45_08) + IDRY:ID



17.21 - Air outlet Full feature - ZT 30-45 ID 100, ID 136

(MODEL:ZT30_08 , MODEL:ZT37_08 , MODEL:ZT45_08) + IDRY:ID

Ref	Part Number	Qty	Name	Validity
1010	0147 1963 08	4	SCREW	(30/07/2009 - ...)
1020	1622 4912 00	1	PIPE	(30/07/2009 - ...)
1030		1	O-RING	(30/07/2009 - ...)
	 Service kits:	2901	1867 00 - COOLER KIT ZT(Z2008)	
1040	0147 1363 03	2	HEX.BOLT	(30/07/2009 - ...)
1050	0301 2344 00	2	WASHER	(30/07/2009 - ...)
1060	1622 1840 22	1	HOSE ASSEMBLY	(30/07/2009 - ...)
	• 1625 7999 40	2	SEAL GASKET	(27/03/2015 - ...)
1070	1622 8103 00	1	PIPE	(30/07/2009 - ...)
1080	0663 2102 89	1	O-RING	(30/07/2009 - ...)
1090	0147 1363 03	2	HEX.BOLT	(30/07/2009 - ...)
1100	0301 2344 00	2	WASHER	(30/07/2009 - ...)
1110	1622 7599 00	1	PIPE	(30/07/2009 - 07/05/2012)
1110	1625 7499 00	1	PIPE AIR OUTLET	(08/05/2012 - ...)
1120	0663 2109 68	1	O-RING	(30/07/2009 - ...)
1130	0147 1326 03	2	HEX. HEAD SCREW	(30/07/2009 - ...)
1140	0301 2335 00	2	PLAIN WASHER	(30/07/2009 - ...)
1150	1622 1840 31	1	HOSE ASSEMBLY	(30/07/2009 - ...)
	• 1625 7999 40	2	SEAL GASKET	(27/03/2015 - ...)
1155	0686 3115 58	1	PLUG	(09/05/2012 - ...)
1160	1622 4915 00	1	PIPE	(30/07/2009 - ...)
1170	0147 1963 08	2	SCREW	(30/07/2009 - ...)
1180	0147 1963 08	1	SCREW	(30/07/2009 - ...)
1190	1613 7000 21	1	FLANGE	(30/07/2009 - ...)
1200	0663 2107 77	1	O-RING	(30/07/2009 - ...)
1210	0147 1363 03	2	HEX.BOLT	(30/07/2009 - ...)
1220	0301 2344 00	2	WASHER	(30/07/2009 - ...)
2010		1	AIR DRYER ID	

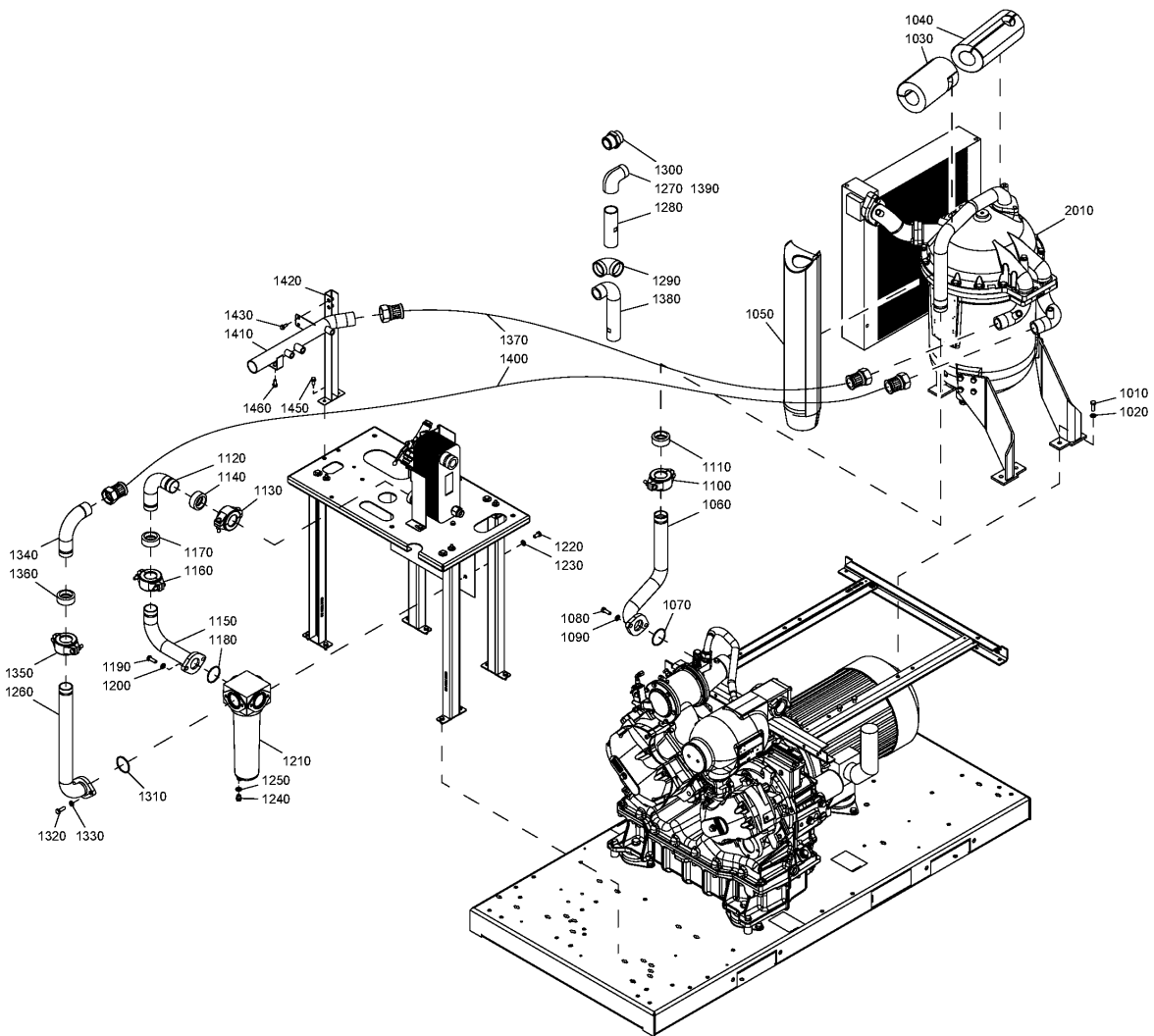
Legend:IDRY:ID - Integrated dryer:ID dryer
MODEL:ZT45_08 - Model:ZT 45

MODEL:ZT30_08 - Model:ZT 30

MODEL:ZT37_08 - Model:ZT 37






17.22 - Air outlet Full Feature - ZR 30 IMD 50, ZR 37 IMD 50 (30/07/2009 - 19/10/2014)

(MODEL:ZR30_08 , MODEL:ZR37_08) + HAT:N + IDRY:IMD



17.22 - Air outlet Full Feature - ZR 30 IMD 50, ZR 37 IMD 50 (30/07/2009 - 19/10/2014)

(MODEL:ZR30_08 , MODEL:ZR37_08) + HAT:N + IDRY:IMD

Ref	Part Number	Qty	Name	Validity
1010	0147 1363 03	6	HEX.BOLT	(30/07/2009 - 19/10/2014)
1020	0301 2344 00	6	WASHER	(30/07/2009 - 19/10/2014)
1030	1622 6097 00	1	INSULATION THERMAL	(30/07/2009 - 08/01/2013)
1030	1625 8823 00	1	INSULATION THERMAL	(09/01/2013 - 19/10/2014)
1040	1622 6809 00	1	INSULATION THERMAL	(30/07/2009 - 08/01/2013)
1040	1625 8824 00	1	INSULATION THERMAL	(09/01/2013 - 19/10/2014)
1050	1622 6810 00	1	INSULATION THERMAL	(30/07/2009 - 08/01/2013)
1050	1625 8837 00	1	INSULATION THERMAL	(09/01/2013 - 19/10/2014)
1060	1622 4904 00	1	PIPE	(30/07/2009 - 19/10/2014)
1070	0663 2107 77	1	O-RING	(30/07/2009 - 19/10/2014)
1080	0147 1363 03	2	HEX.BOLT	(30/07/2009 - 19/10/2014)
1090	0301 2344 00	2	WASHER	(30/07/2009 - 19/10/2014)
1100	0634 1000 27	1	PIPE COUPLING	(30/07/2009 - 19/10/2014)
1110	0634 1000 83	1	SEAL	(30/07/2009 - 19/10/2014)
1120	1622 7591 00	1	PIPE	(30/07/2009 - 19/10/2014)
1130	0634 1000 27	1	PIPE COUPLING	(30/07/2009 - 19/10/2014)
1140		1	SEAL	(30/07/2009 - 19/10/2014)
	 Service kits:	2901	1868 00 - COOLER KIT ZR (Z2008)	
1150	1622 7590 00	1	PIPE	(30/07/2009 - 19/10/2014)
1160	0634 1000 27	1	PIPE COUPLING	(30/07/2009 - 19/10/2014)
1170		1	SEAL	(30/07/2009 - 19/10/2014)
	 Service kits:	2901	1868 00 - COOLER KIT ZR (Z2008)	
1180		1	O-RING	(30/07/2009 - 19/10/2014)
	 Service kits:	2901	1868 00 - COOLER KIT ZR (Z2008)	
1190	0147 1363 03	2	HEX.BOLT	(30/07/2009 - 19/10/2014)
1200	0301 2344 00	2	WASHER	(30/07/2009 - 19/10/2014)
1210	1613 9365 82	1	WSD 80	(30/07/2009 - 19/10/2014)
	•	0663 2111 80	1	O-RING
	•	0663 2100 03	1	O-RING
	•	1613 9946 00	1	CONNECTION
	•	0663 2111 27	1	O-RING
	•	0261 2118 00	1	NUT
1220	0147 1360 03	2	SCREW CAP	(30/07/2009 - 19/10/2014)
1230	0301 2344 00	2	WASHER	(30/07/2009 - 19/10/2014)
1240	0686 3716 01	1	PLUG	(30/07/2009 - 19/10/2014)
1250	0661 1000 38	1	SEAL WASHER	(30/07/2009 - 19/10/2014)
1260	1622 7592 00	1	PIPE	(30/07/2009 - 19/10/2014)
1270	0560 4401 03	1	FITTING	(30/07/2009 - 08/01/2013)
1280	1622 7518 00	1	PIPE	(30/07/2009 - 08/01/2013)
1290	0560 4401 45	1	ELBOW	(30/07/2009 - 08/01/2013)
1300	0603 4150 60	1	NIPPLE	(30/07/2009 - 08/01/2013)
1310		1	O-RING	(30/07/2009 - 19/10/2014)
	 Service kits:	2901	1868 00 - COOLER KIT ZR (Z2008)	
1320	0147 1363 03	2	HEX.BOLT	(30/07/2009 - 19/10/2014)
1330	0301 2344 00	2	WASHER	(30/07/2009 - 19/10/2014)
1340	1622 8130 00	1	PIPE	(30/07/2009 - 19/10/2014)
1350	0634 1000 27	1	PIPE COUPLING	(30/07/2009 - 19/10/2014)
1360		1	SEAL	(30/07/2009 - 19/10/2014)
	 Service kits:	2901	1868 00 - COOLER KIT ZR (Z2008)	
1370	1622 1840 05	1	HOSE ASSEMBLY	(30/07/2009 - 10/08/2011)
1370	1622 1840 24	1	HOSE ASSEMBLY	(14/01/2013 - 19/10/2014)

Legend:

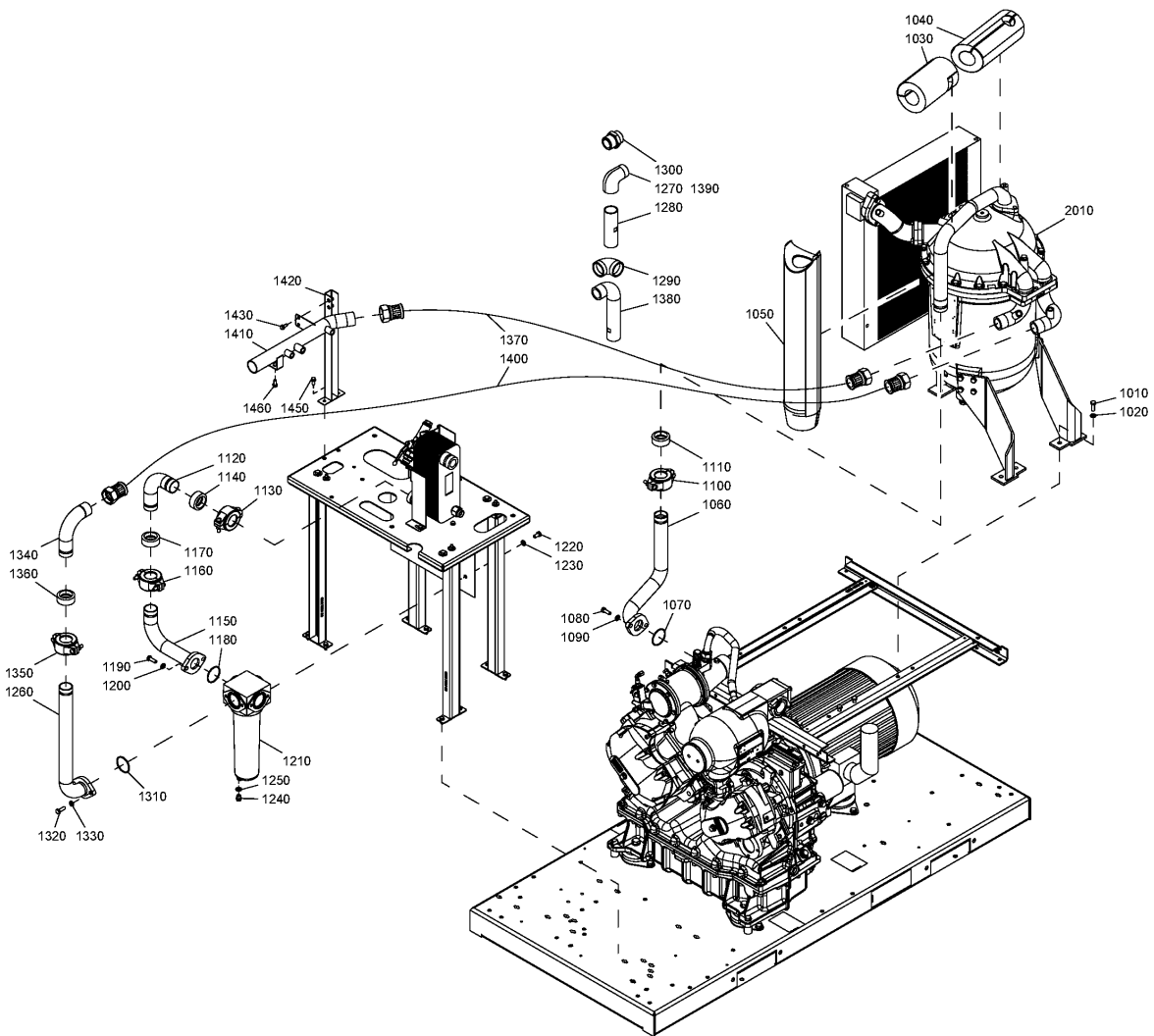
HAT:N - High ambient temperature version:reduced ambient condition (Increased FAD) - max 46° / 115°F
MODEL:ZR37_08 - Model:ZR 37

IDRY:IMD - Integrated dryer:IMD dryer

MODEL:ZR30_08 - Model:ZR 30

17.22 - Air outlet Full Feature - ZR 30 IMD 50, ZR 37 IMD 50 (30/07/2009 - 19/10/2014)

(MODEL:ZR30_08 , MODEL:ZR37_08) + HAT:N + IDRY:IMD



17.22 - Air outlet Full Feature - ZR 30 IMD 50, ZR 37 IMD 50 (30/07/2009 - 19/10/2014)

(MODEL:ZR30_08 , MODEL:ZR37_08) + HAT:N + IDRY:IMD

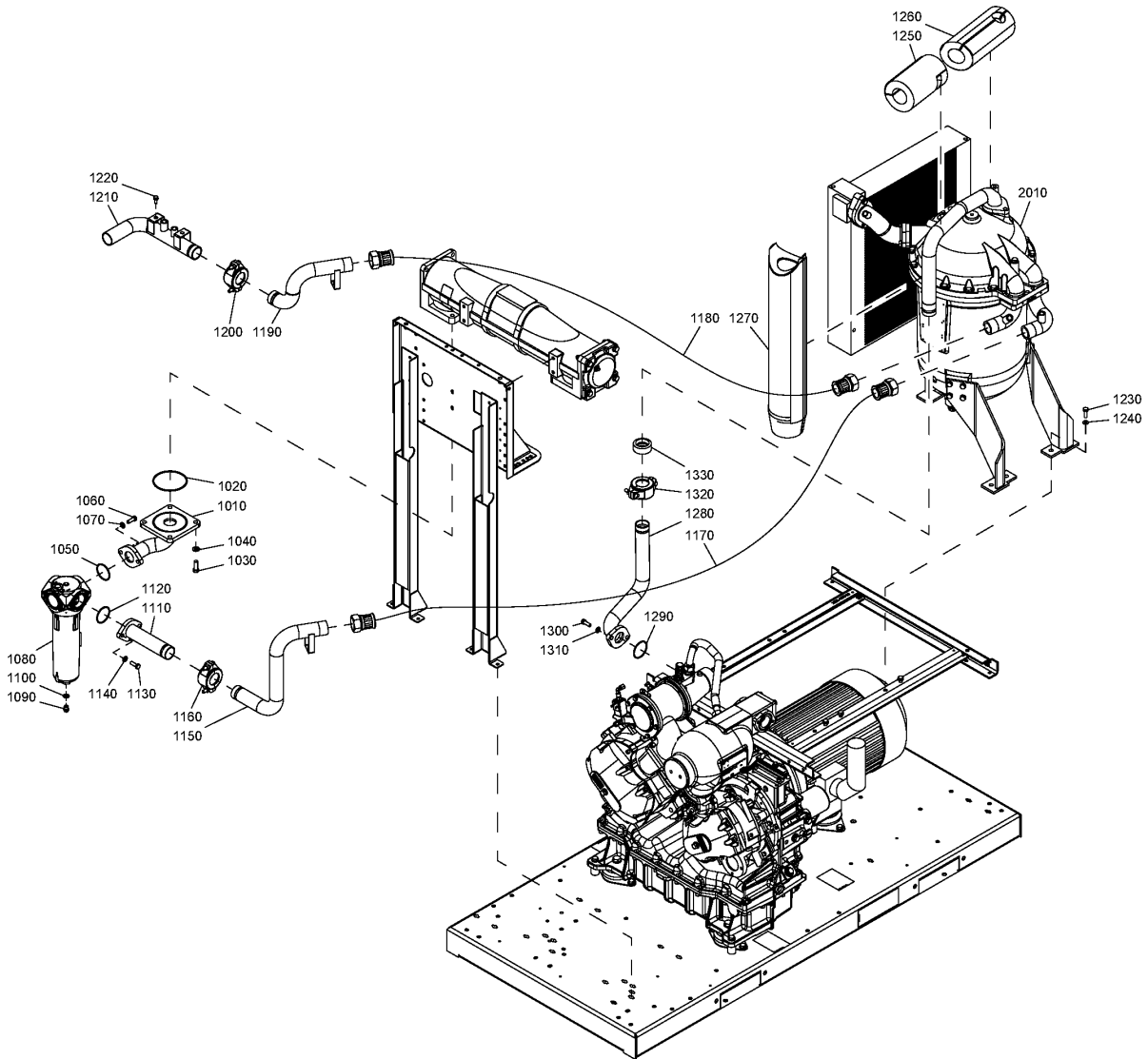
Ref	Part Number	Qty	Name	Validity
1370	1622 1840 27	1	HOSE ASSEMBLY	(11/08/2011 - 13/01/2013)
1380	1622 7517 00	1	PIPE	(30/07/2009 - 08/01/2013)
1390	0560 4401 03	1	FITTING	(30/07/2009 - 08/01/2013)
1400	1622 1840 19	1	HOSE ASSEMBLY	(20/12/2013 - 19/10/2014)
1400	1622 1840 24	1	HOSE ASSEMBLY	(30/07/2009 - 10/08/2011) (14/01/2013 - 19/12/2013)
1400	1622 1840 25	1	HOSE ASSEMBLY	(11/08/2011 - 13/01/2013)
1410	1622 4915 00	1	PIPE	(30/07/2009 - 19/10/2014)
1420	1622 7594 00	1	SUPPORT	(30/07/2009 - 19/10/2014)
1430	0147 1963 08	2	SCREW	(30/07/2009 - 19/10/2014)
1450	0147 1963 08	2	SCREW	(30/07/2009 - 19/10/2014)
1460	0147 1963 08	1	SCREW	(30/07/2009 - 19/10/2014)
2010		1	AIR DRYER IMD	

Legend:

HAT:N - High ambient temperature version:reduced ambient condition (Increased FAD) - max 46° / 115°F
MODEL:ZR37_08 - Model:ZR 37

IDRY:IMD - Integrated dryer:IMD dryer

MODEL:ZR30_08 - Model:ZR 30



17.23 - Air outlet Full Feature - ZR 30 IMD 50, ZR 37 IMD 50 (20/10/2014 - ...)

(MODEL:ZR30_08 , MODEL:ZR37_08) + HAT:N + IDRY:IMD

Ref	Part Number	Qty	Name	Validity
1010	1625 8578 00	1	PIPE	(20/10/2014 - ...)
1020	0663 2106 51	1	O-RING	(20/10/2014 - ...)
1030	0147 1402 03	4	HEX. HEAD SCREW	(20/10/2014 - ...)
1040	0301 2358 00	4	PLAIN WASHER	(20/10/2014 - ...)
1050	0663 2106 11	1	O-RING	(20/10/2014 - ...)
1060	0147 1363 03	2	HEX.BOLT	(20/10/2014 - ...)
1070	0301 2344 00	2	WASHER	(20/10/2014 - ...)
1080	1613 8763 80	1	WSD 80	(20/10/2014 - ...)
	• 0663 2111 80	1	O-RING	
	• 0663 2100 03	1	O-RING	
	• 1613 9946 00	1	CONNECTION	
	• 0663 2111 27	1	O-RING	
	• 0261 2118 00	1	NUT	
1090	0686 3716 01	1	PLUG	(20/10/2014 - ...)
1100	0661 1000 38	1	SEAL WASHER	(20/10/2014 - ...)
1110	1625 8583 00	1	PIPE	(20/10/2014 - ...)
1120	0663 2106 11	1	O-RING	(20/10/2014 - ...)
1130	0147 1363 03	2	HEX.BOLT	(20/10/2014 - ...)
1140	0301 2344 00	2	WASHER	(20/10/2014 - ...)
1150	1625 8844 00	1	PIPE	(20/10/2014 - ...)
1160	0634 1000 27	1	PIPE COUPLING	(20/10/2014 - ...)
1170	1622 1840 52	1	HOSE ASSEMBLY	(20/10/2014 - 22/12/2014)
1170	1622 1840 24	1	HOSE ASSEMBLY	(23/12/2014 - ...)
	• 1625 7999 40	2	SEAL GASKET	(27/03/2015 - ...)
1180	1622 1840 55	1	HOSE ASSEMBLY	(20/10/2014 - 22/12/2014)
1180	1622 1840 19	1	HOSE ASSEMBLY	(23/12/2014 - ...)
	• 1625 7999 40	2	SEAL GASKET	(27/03/2015 - ...)
1190	1625 8844 05	1	PIPE	(20/10/2014 - ...)
1200	0634 1000 27	1	PIPE COUPLING	(20/10/2014 - ...)
1210	1622 8129 10	1	PIPE	(20/10/2014 - ...)
1220	0147 1963 08	2	SCREW	(20/10/2014 - ...)
1230	0147 1363 03	6	HEX.BOLT	(20/10/2014 - ...)
1240	0301 2344 00	6	WASHER	(20/10/2014 - ...)
1250	1625 8823 00	1	INSULATION THERMAL	(20/10/2014 - ...)
1260	1625 8824 00	1	INSULATION THERMAL	(20/10/2014 - ...)
1270	1625 8837 00	1	INSULATION THERMAL	(20/10/2014 - ...)
1280	1622 4904 00	1	PIPE	(20/10/2014 - ...)
1290	0663 2107 77	1	O-RING	(20/10/2014 - ...)
1300	0147 1363 03	2	HEX.BOLT	(20/10/2014 - ...)
1310	0301 2344 00	2	WASHER	(20/10/2014 - ...)
1320	0634 1000 27	1	PIPE COUPLING	(20/10/2014 - ...)
1330	0634 1000 83	1	SEAL	(20/10/2014 - ...)
2010		1	AIR DRYER	

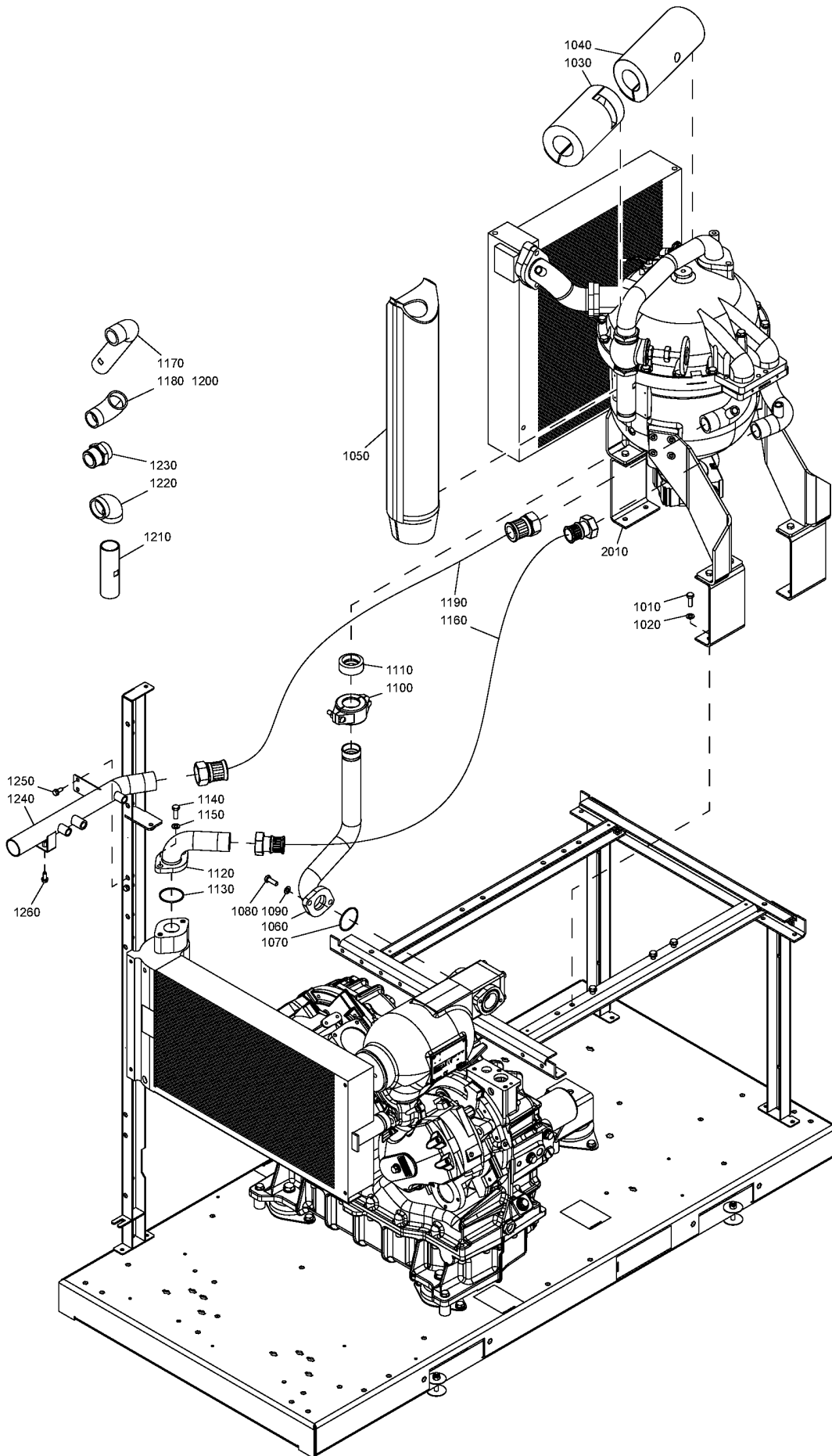
Legend:

HAT:N - High ambient temperature version:reduced ambient condition (Increased FAD) - max 46° / 115°F
MODEL:ZR37_08 - Model:ZR 37

IDRY:IMD - Integrated dryer:IMD dryer

MODEL:ZR30_08 - Model:ZR 30

17.24 - Air outlet Full Feature - ZT 30 IMD 50, ZT 37 IMD 50
 (MODEL:ZT30_08 , MODEL:ZT37_08) + HAT:N + IDRY:IMD



17.24 - Air outlet Full Feature - ZT 30 IMD 50, ZT 37 IMD 50

(MODEL:ZT30_08 , MODEL:ZT37_08) + HAT:N + IDRY:IMD



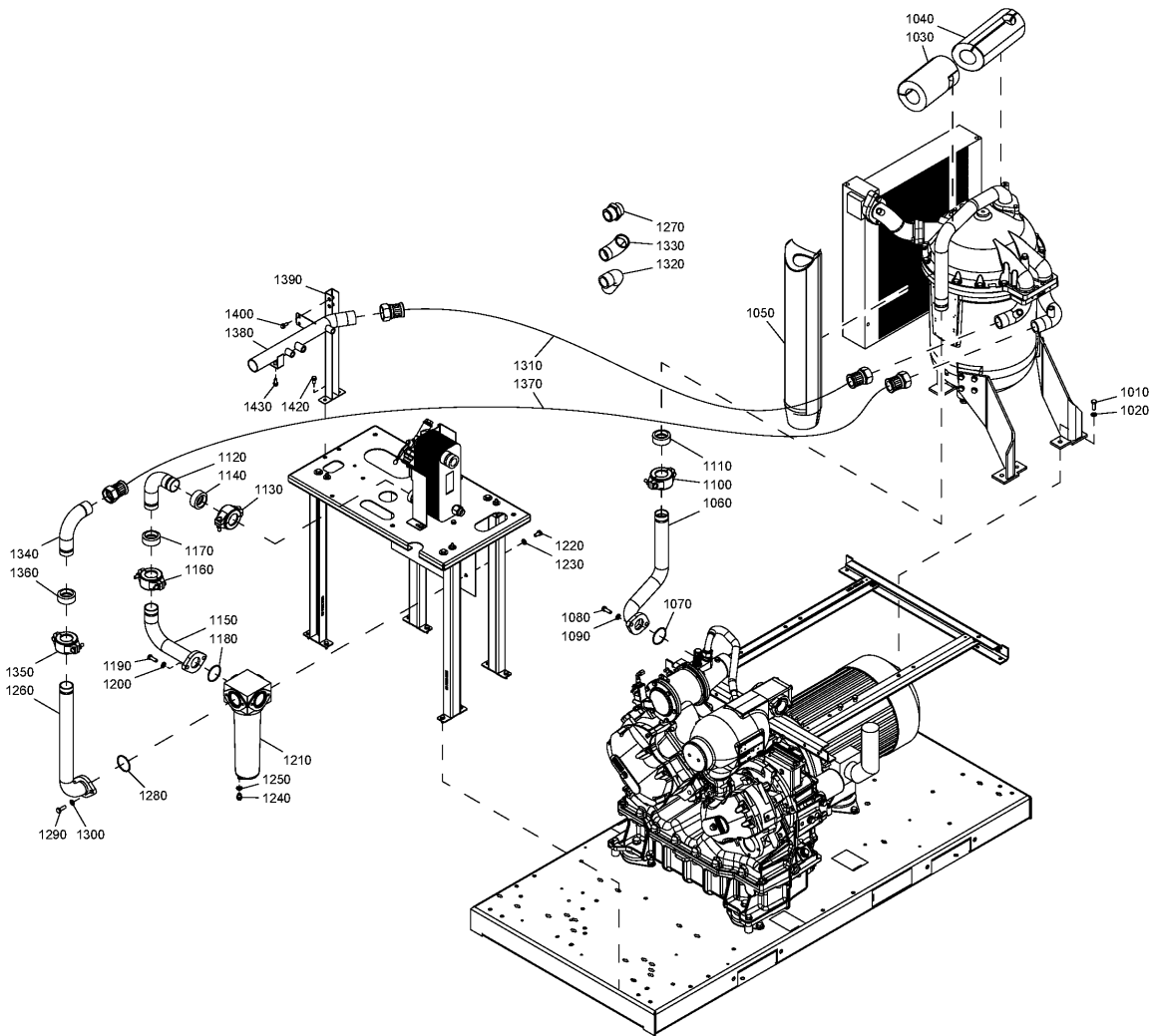
Ref	Part Number	Qty	Name	Validity
1010	0147 1363 03	6	HEX.BOLT	(30/07/2009 - ...)
1020	0301 2344 00	6	WASHER	(30/07/2009 - ...)
1030	1622 6097 00	1	INSULATION THERMAL	(30/07/2009 - 08/01/2013)
1030	1625 8823 00	1	INSULATION THERMAL	(09/01/2013 - ...)
1040	1622 6809 00	1	INSULATION THERMAL	(30/07/2009 - 08/01/2013)
1040	1625 8824 00	1	INSULATION THERMAL	(09/01/2013 - ...)
1050	1622 6810 00	1	INSULATION THERMAL	(30/07/2009 - 08/01/2013)
1050	1625 8837 00	1	INSULATION THERMAL	(09/01/2013 - ...)
1060	1622 4904 00	1	PIPE	(30/07/2009 - ...)
1070	0663 2107 77	1	O-RING	(30/07/2009 - ...)
1080	0147 1363 03	2	HEX.BOLT	(30/07/2009 - ...)
1090	0301 2344 00	2	WASHER	(30/07/2009 - ...)
1100	0634 1000 27	1	PIPE COUPLING	(30/07/2009 - ...)
1110	0634 1000 83	1	SEAL	(30/07/2009 - ...)
1120	1622 4912 00	1	PIPE	(30/07/2009 - ...)
1130		1	O-RING	(30/07/2009 - ...)
	Service kits:	2901	1867 00 - COOLER KIT ZT(Z2008)	
1140	0147 1363 03	2	HEX.BOLT	(30/07/2009 - ...)
1150	0301 2344 00	2	WASHER	(30/07/2009 - ...)
1160	1622 1840 25	1	HOSE ASSEMBLY	(30/07/2009 - 13/01/2013)
1160	1622 1840 24	1	HOSE ASSEMBLY	(14/01/2013 - ...)
	• 1625 7999 40	2	SEAL GASKET	(27/03/2015 - ...)
1170	1622 7517 00	1	PIPE	(30/07/2009 - 08/01/2013)
1180	0560 4401 03	1	FITTING	(30/07/2009 - 08/01/2013)
1190	1622 1840 24	1	HOSE ASSEMBLY	(30/07/2009 - 10/08/2011)
1190	1622 1840 27	1	HOSE ASSEMBLY	(11/08/2011 - 19/12/2013)
1190	1622 1840 19	1	HOSE ASSEMBLY	(20/12/2013 - ...)
	• 1625 7999 40	2	SEAL GASKET	(27/03/2015 - ...)
1200	0560 4401 03	1	FITTING	(30/07/2009 - 08/01/2013)
1210	1622 7518 00	1	PIPE	(30/07/2009 - 08/01/2013)
1220	0560 4401 45	1	ELBOW	(30/07/2009 - 08/01/2013)
1230	0603 4150 60	1	HEXAGON NIPPLE	(30/07/2009 - 08/01/2013)
1240	1622 4915 00	1	PIPE	(30/07/2009 - ...)
1250	0147 1963 08	2	SCREW	(30/07/2009 - ...)
1260	0147 1963 08	1	SCREW	(30/07/2009 - ...)
2010		1	AIR DRYER IMD 50	

Legend:

HAT:N - High ambient temperature version:reduced ambient condition (Increased FAD) - max 46° / 115°F
MODEL:ZT37_08 - Model:ZT 37

IDRY:IMD - Integrated dryer:IMD dryer

MODEL:ZT30_08 - Model:ZT 30



17.25 - Air outlet Full Feature - ZR 45 IMD 100 (30/07/2009 - 19/10/2014)

HAT:N + IDRY:IMD + MODEL:ZR45_08



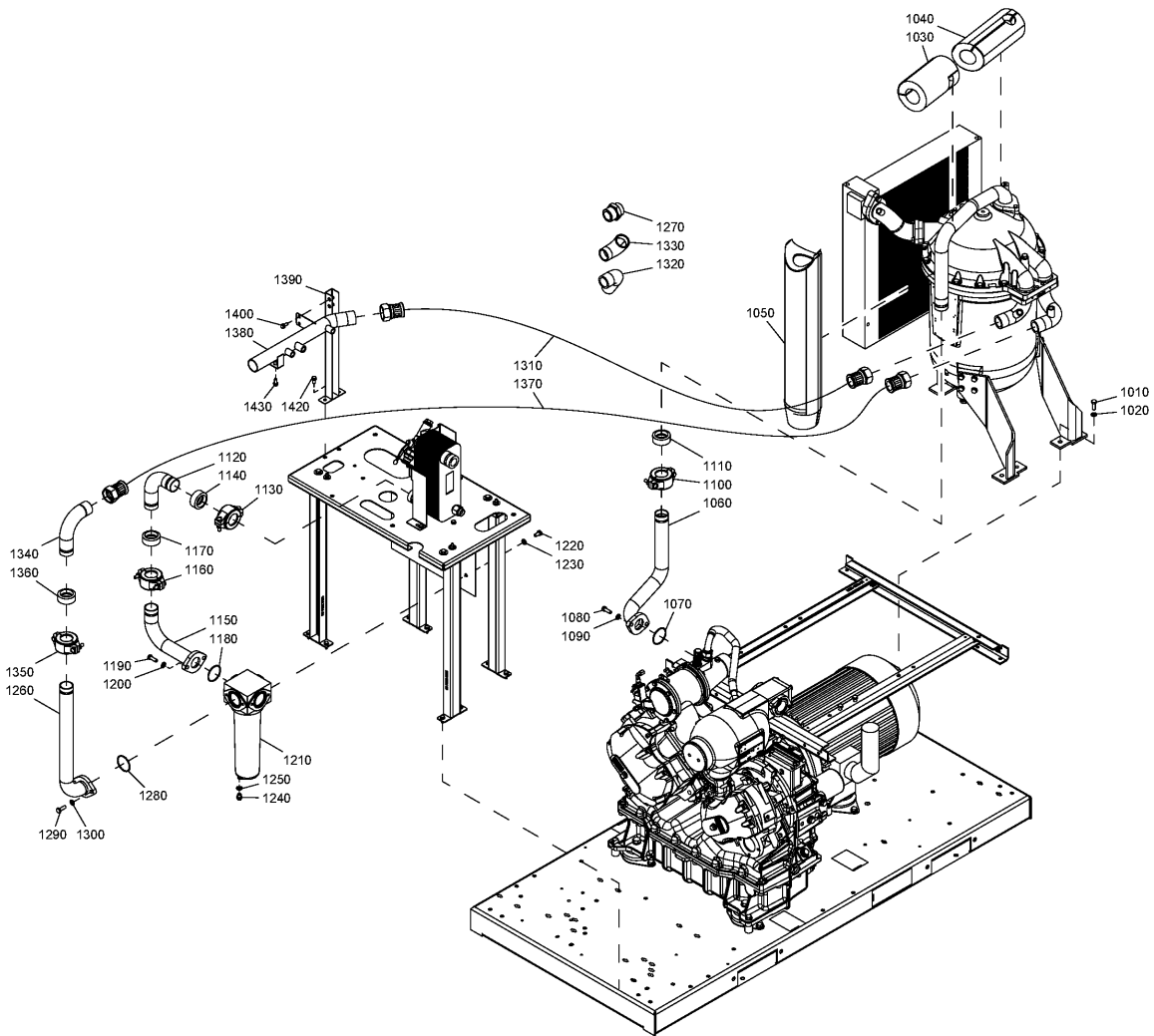
Ref	Part Number	Qty	Name	Validity
1010	0147 1363 03	6	HEX.BOLT	(30/07/2009 - 19/10/2014)
1020	0301 2344 00	6	WASHER	(30/07/2009 - 19/10/2014)
1030	1622 6097 00	1	INSULATION THERMAL	(30/07/2009 - 08/01/2013)
1030	1625 8823 00	1	INSULATION THERMAL	(09/01/2013 - 19/10/2014)
1040	1622 7041 00	1	INSULATION THERMAL	(30/07/2009 - 08/01/2013)
1040	1625 8824 00	1	INSULATION THERMAL	(09/01/2013 - 19/10/2014)
1050	1622 6810 00	1	INSULATION THERMAL	(30/07/2009 - 08/01/2013)
1050	1625 8837 00	1	INSULATION THERMAL	(09/01/2013 - 19/10/2014)
1060	1622 4904 00	1	PIPE	(30/07/2009 - 19/10/2014)
1070	0663 2107 77	1	O-RING	(30/07/2009 - 19/10/2014)
1080	0147 1363 03	2	HEX.BOLT	(30/07/2009 - 19/10/2014)
1090	0301 2344 00	2	WASHER	(30/07/2009 - 19/10/2014)
1100	0634 1000 27	1	PIPE COUPLING	(30/07/2009 - 19/10/2014)
1110	0634 1000 83	1	SEAL	(30/07/2009 - 19/10/2014)
1120	1622 7591 00	1	PIPE	(30/07/2009 - 19/10/2014)
1130	0634 1000 27	1	PIPE COUPLING	(30/07/2009 - 19/10/2014)
1140		1	SEAL	(30/07/2009 - 19/10/2014)
	Service kits:	2901	1868 00 - COOLER KIT ZR (Z2008)	
1150	1622 7590 00	1	PIPE	(30/07/2009 - 19/10/2014)
1160	0634 1000 27	1	PIPE COUPLING	(30/07/2009 - 19/10/2014)
1170		1	SEAL	(30/07/2009 - 19/10/2014)
	Service kits:	2901	1868 00 - COOLER KIT ZR (Z2008)	
1180		1	O-RING	(30/07/2009 - 19/10/2014)
	Service kits:	2901	1868 00 - COOLER KIT ZR (Z2008)	
1190	0147 1363 03	2	HEX.BOLT	(30/07/2009 - 19/10/2014)
1200	0301 2344 00	2	WASHER	(30/07/2009 - 19/10/2014)
1210	1613 9365 82	1	WSD 80	(30/07/2009 - 19/10/2014)
	• 0663 2111 80	1	O-RING	
	• 0663 2100 03	1	O-RING	
	• 1613 9946 00	1	CONNECTION	
	• 0663 2111 27	1	O-RING	
	• 0261 2118 00	1	NUT	
1220	0147 1360 03	2	SCREW CAP	(30/07/2009 - 19/10/2014)
1230	0301 2344 00	2	WASHER	(30/07/2009 - 19/10/2014)
1240	0686 3716 01	1	PLUG	(30/07/2009 - 19/10/2014)
1250	0661 1000 38	1	SEAL WASHER	(30/07/2009 - 19/10/2014)
1260	1622 7592 00	1	PIPE	(30/07/2009 - 19/10/2014)
1270	0603 4150 60	1	HEXAGON NIPPLE	(30/07/2009 - 08/01/2013)
1280		1	O-RING	(30/07/2009 - 19/10/2014)
	Service kits:	2901	1868 00 - COOLER KIT ZR (Z2008)	
1290	0147 1363 03	2	HEX.BOLT	(30/07/2009 - 19/10/2014)
1300	0301 2344 00	2	WASHER	(30/07/2009 - 19/10/2014)
1310	1622 1840 21	1	HOSE ASSEMBLY	(14/01/2013 - 19/12/2013)
1310	1622 1840 24	1	HOSE ASSEMBLY	(20/12/2013 - 19/10/2014)
1320	1622 7516 00	1	PIPE	(30/07/2009 - 08/01/2013)
1330	0560 4401 03	1	FITTING	(30/07/2009 - 08/01/2013)
1340	1622 8130 00	1	PIPE	(30/07/2009 - 19/10/2014)
1350	0634 1000 27	1	PIPE COUPLING	(30/07/2009 - 19/10/2014)
1360		1	SEAL	(30/07/2009 - 19/10/2014)
	Service kits:	2901	1868 00 - COOLER KIT ZR (Z2008)	
1370	1622 1840 19	1	HOSE ASSEMBLY	(20/12/2013 - 19/10/2014)
1370	1622 1840 24	1	HOSE ASSEMBLY	(30/07/2009 - 19/12/2013)

Legend:

HAT:N - High ambient temperature version:reduced ambient condition (Increased FAD) - max 46° / 115°F

IDRY:IMD - Integrated dryer:IMD dryer

MODEL:ZR45_08 - Model:ZR 45



17.25 - Air outlet Full Feature - ZR 45 IMD 100 (30/07/2009 - 19/10/2014)

HAT:N + IDRY:IMD + MODEL:ZR45_08

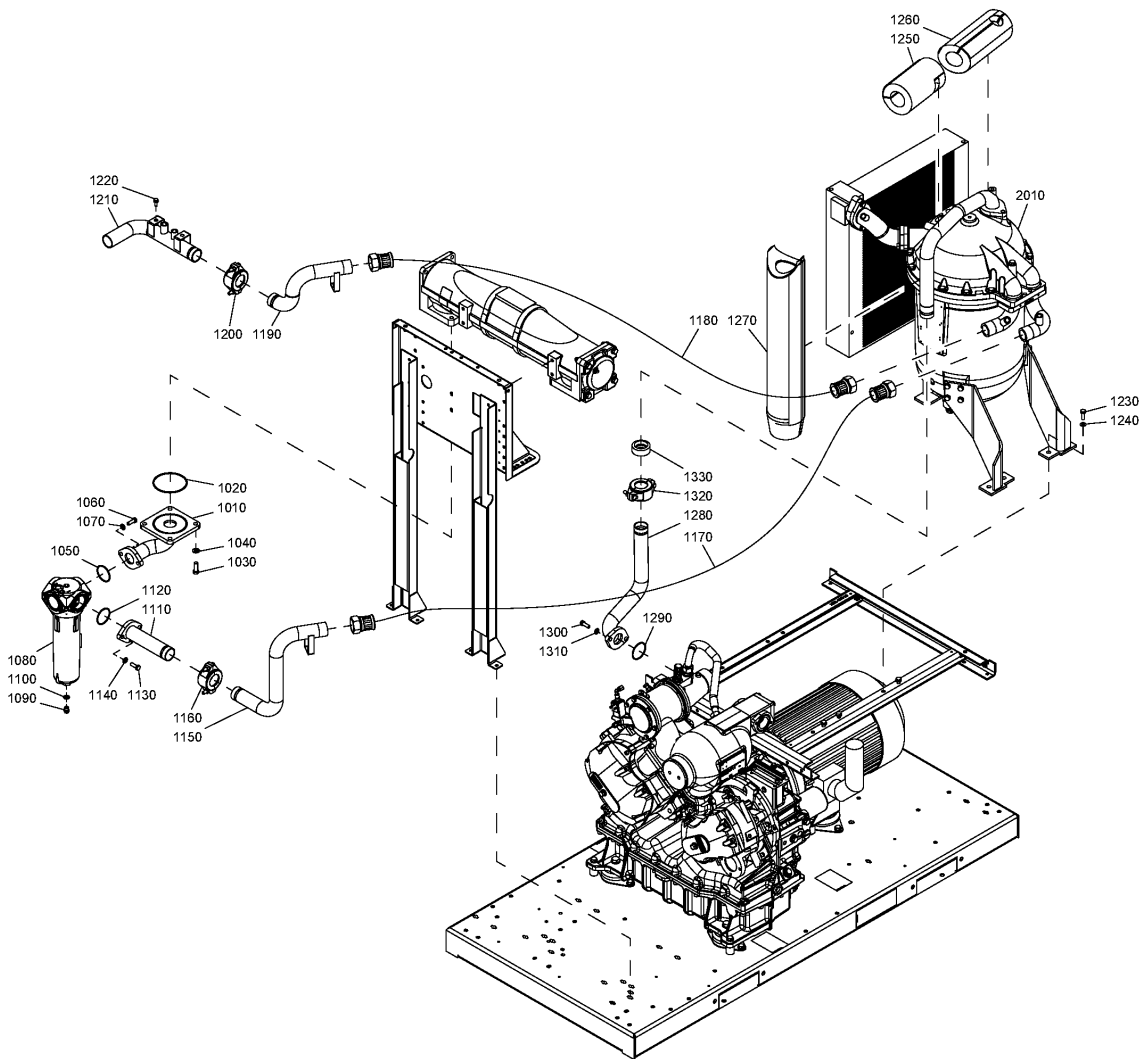


Ref	Part Number	Qty	Name	Validity
1380	1622 4915 00	1	PIPE	(30/07/2009 - 19/10/2014)
1390	1622 7594 00	1	SUPPORT	(30/07/2009 - 19/10/2014)
1400	0147 1963 08	2	HEX. SCREW	(30/07/2009 - 19/10/2014)
1420	0147 1963 08	2	HEX. SCREW	(30/07/2009 - 19/10/2014)
1430	0147 1963 08	1	HEX. SCREW	(30/07/2009 - 19/10/2014)

Legend:HAT:N - High ambient temperature version:reduced ambient
condition (Increased FAD) - max 46° / 115°F

IDRY:IMD - Integrated dryer:IMD dryer

MODEL:ZR45_08 - Model:ZR 45



17.26 - Air outlet Full Feature - ZR 45 IMD 100 (20/10/2014 - ...)

HAT:N + IDRY:IMD + MODEL:ZR45_08

Ref	Part Number	Qty	Name	Validity
1010	1625 8578 00	1	PIPE	(20/10/2014 - ...)
1020	0663 2106 51	1	O-RING	(20/10/2014 - ...)
1030	0147 1402 03	4	HEX. HEAD SCREW	(20/10/2014 - ...)
1040	0301 2358 00	4	PLAIN WASHER	(20/10/2014 - ...)
1050	0663 2106 11	1	O-RING	(20/10/2014 - ...)
1060	0147 1363 03	2	HEX.BOLT	(20/10/2014 - ...)
1070	0301 2344 00	2	WASHER	(20/10/2014 - ...)
1080	1613 8763 80	1	WSD 80	(20/10/2014 - ...)
	• 0663 2111 80	1	O-RING	
	• 0663 2100 03	1	O-RING	
	• 1613 9946 00	1	CONNECTION	
	• 0663 2111 27	1	O-RING	
	• 0261 2118 00	1	NUT	
1090	0686 3716 01	1	PLUG	(20/10/2014 - ...)
1100	0661 1000 38	1	SEAL WASHER	(20/10/2014 - ...)
1110	1625 8583 00	1	PIPE	(20/10/2014 - ...)
1120	0663 2106 11	1	O-RING	(20/10/2014 - ...)
1130	0147 1363 03	2	HEX.BOLT	(20/10/2014 - ...)
1140	0301 2344 00	2	WASHER	(20/10/2014 - ...)
1150	1625 8844 00	1	PIPE	(20/10/2014 - ...)
1160	0634 1000 27	1	PIPE COUPLING	(20/10/2014 - ...)
1170	1622 1840 52	1	HOSE ASSEMBLY	(20/10/2014 - 22/12/2014)
1170	1622 1840 24	1	HOSE ASSEMBLY	(23/12/2014 - ...)
	• 1625 7999 40	2	SEAL GASKET	(27/03/2015 - ...)
1180	1622 1840 55	1	HOSE ASSEMBLY	(20/10/2014 - 22/12/2014)
1180	1622 1840 19	1	HOSE ASSEMBLY	(23/12/2014 - ...)
	• 1625 7999 40	2	SEAL GASKET	(27/03/2015 - ...)
1190	1625 8844 05	1	PIPE	(20/10/2014 - ...)
1200	0634 1000 27	1	PIPE COUPLING	(20/10/2014 - ...)
1210	1622 8129 10	1	PIPE	(20/10/2014 - ...)
1220	0147 1963 08	2	SCREW	(20/10/2014 - ...)
1230	0147 1363 03	6	HEX.BOLT	(20/10/2014 - ...)
1240	0301 2344 00	6	WASHER	(20/10/2014 - ...)
1250	1625 8823 00	1	INSULATION THERMAL	(20/10/2014 - ...)
1260	1625 8824 00	1	INSULATION THERMAL	(20/10/2014 - ...)
1270	1625 8837 00	1	INSULATION THERMAL	(20/10/2014 - ...)
1280	1622 4904 00	1	PIPE	(20/10/2014 - ...)
1290	0663 2107 77	1	O-RING	(20/10/2014 - ...)
1300	0147 1363 03	2	HEX.BOLT	(20/10/2014 - ...)
1310	0301 2344 00	2	WASHER	(20/10/2014 - ...)
1320	0634 1000 27	1	PIPE COUPLING	(20/10/2014 - ...)
1330	0634 1000 83	1	SEAL	(20/10/2014 - ...)
2010		1	AIR DRYER	

Legend:

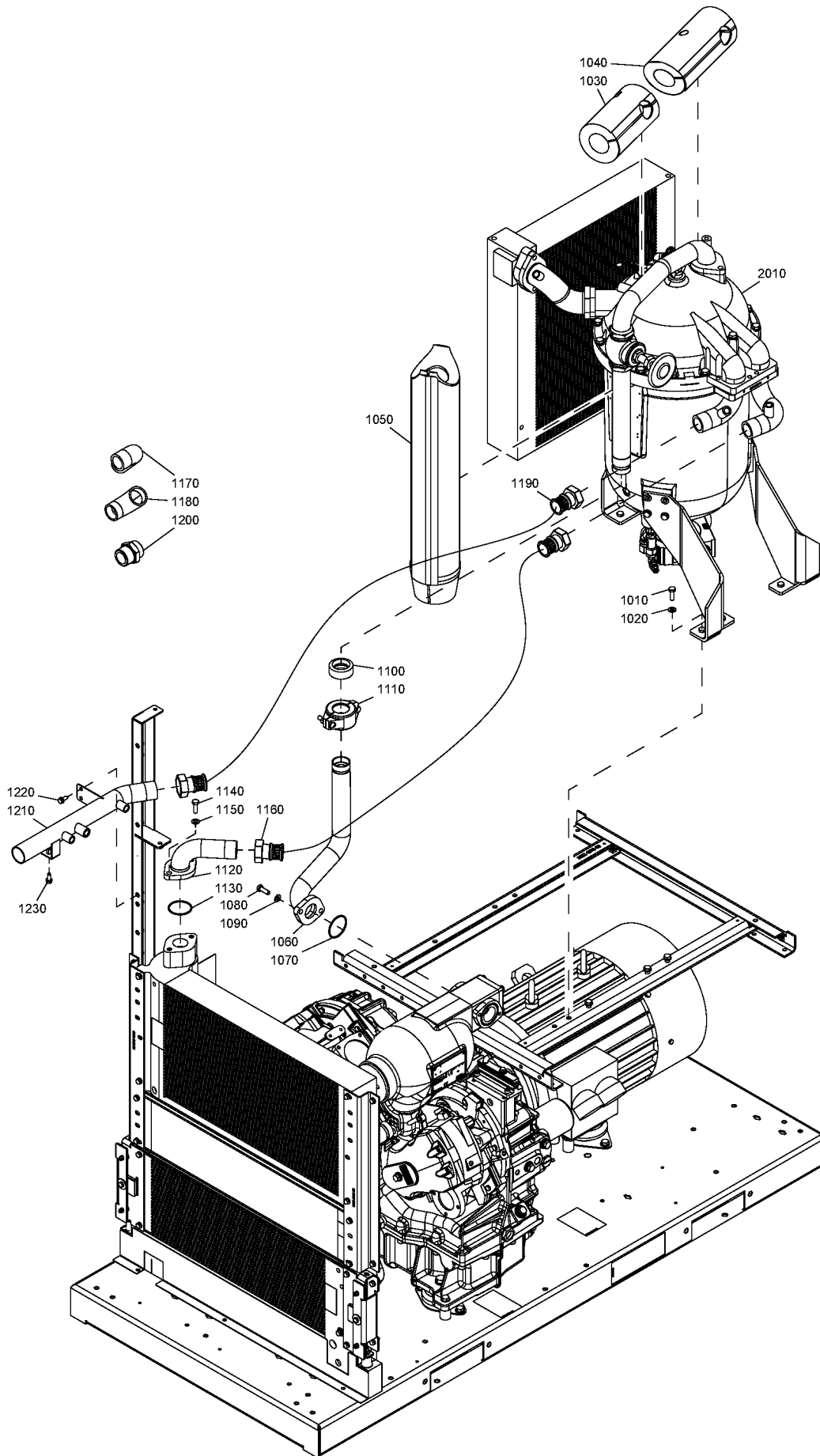
HAT:N - High ambient temperature version:reduced ambient condition (Increased FAD) - max 46° / 115°F

IDRY:IMD - Integrated dryer:IMD dryer

MODEL:ZR45_08 - Model:ZR 45


17.27 - Air outlet Full Feature - ZT 45 IMD 100

HAT:N + IDRY:IMD + MODEL:ZT45_08



17.27 - Air outlet Full Feature - ZT 45 IMD 100

HAT:N + IDRY:IMD + MODEL:ZT45_08

Ref	Part Number	Qty	Name	Validity
1010	0147 1363 03	6	HEX.BOLT	(30/07/2009 - ...)
1020	0301 2344 00	6	WASHER	(30/07/2009 - ...)
1030	1622 6097 00	1	INSULATION THERMAL	(30/07/2009 - 08/01/2013)
1030	1625 8823 00	1	INSULATION THERMAL	(09/01/2013 - ...)
1040	1622 7041 00	1	INSULATION THERMAL	(30/07/2009 - 08/01/2013)
1040	1625 8824 00	1	INSULATION THERMAL	(09/01/2013 - ...)
1050	1622 6810 00	1	INSULATION THERMAL	(30/07/2009 - 08/01/2013)
1050	1625 8837 00	1	INSULATION THERMAL	(09/01/2013 - ...)
1060	1622 4904 00	1	PIPE	(30/07/2009 - ...)
1070	0663 2107 77	1	O-RING	(30/07/2009 - ...)
1080	0147 1363 03	2	HEX.BOLT	(30/07/2009 - ...)
1090	0301 2344 00	2	WASHER	(30/07/2009 - ...)
1100	0634 1000 83	1	SEAL	(30/07/2009 - ...)
1110	0634 1000 27	1	PIPE COUPLING	(30/07/2009 - ...)
1120	1622 4912 00	1	PIPE	(30/07/2009 - ...)
1130		1	O-RING	(30/07/2009 - ...)
	 Service kits:	2901	1867 00 - COOLER KIT ZT(Z2008)	
1140	0147 1363 03	2	HEX.BOLT	(30/07/2009 - ...)
1150	0301 2344 00	2	WASHER	(30/07/2009 - ...)
1160	1622 1840 25	1	HOSE ASSEMBLY	(30/07/2009 - 13/01/2013)
1160	1622 1840 24	1	HOSE ASSEMBLY	(14/01/2013 - ...)
	• 1625 7999 40	2	SEAL GASKET	(27/03/2015 - ...)
1170	1622 7516 00	1	PIPE	(30/07/2009 - 08/01/2013)
1180	0560 4401 03	1	FITTING	(30/07/2009 - 08/01/2013)
1190	1622 1840 24	1	HOSE ASSEMBLY	(30/07/2009 - 19/12/2013)
1190	1622 1840 19	1	HOSE ASSEMBLY	(20/12/2013 - ...)
	• 1625 7999 40	2	SEAL GASKET	(27/03/2015 - ...)
1200	0603 4150 60	1	HEXAGON NIPPLE	(30/07/2009 - 08/01/2013)
1210	1622 4915 00	1	PIPE	(30/07/2009 - ...)
1220	0147 1963 08	2	SCREW	(30/07/2009 - ...)
1230	0147 1963 08	1	SCREW	(30/07/2009 - ...)
2010		1	AIR DRYER IMD 100	

Legend:

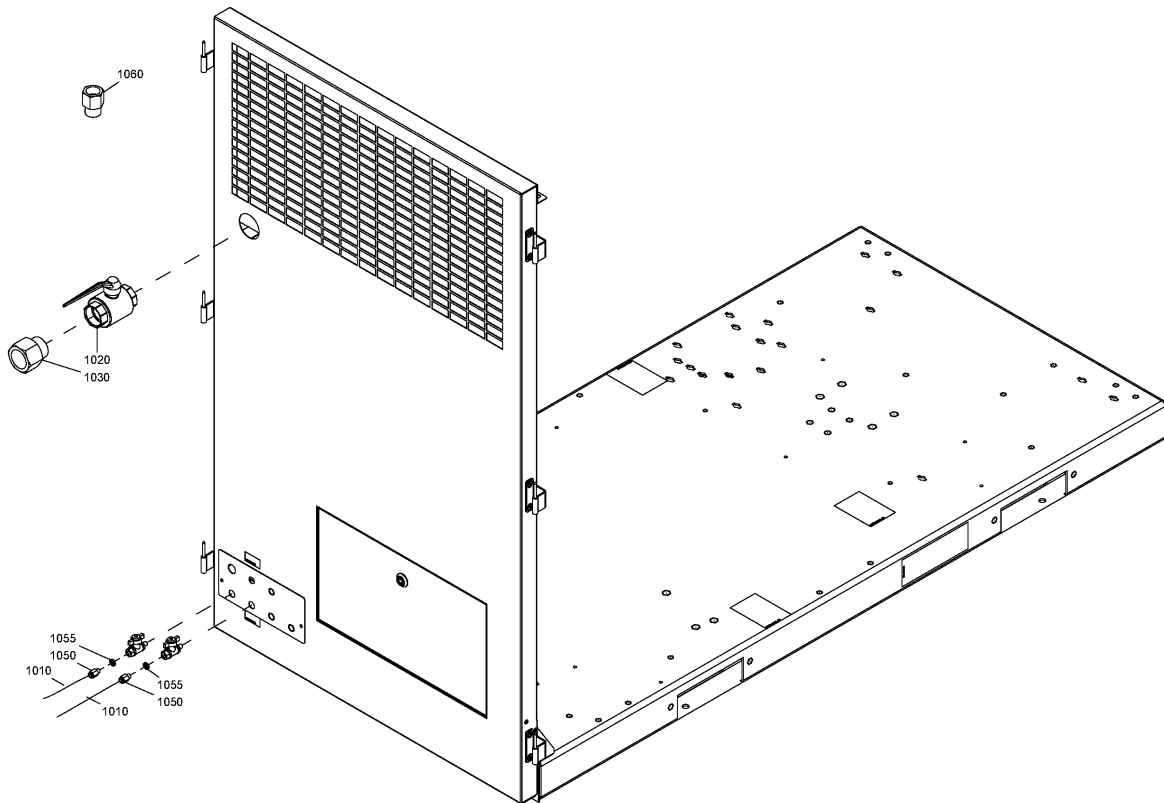
HAT:N - High ambient temperature version:reduced ambient condition (Increased FAD) - max 46° / 115°F

IDRY:IMD - Integrated dryer:IMD dryer

MODEL:ZT45_08 - Model:ZT 45

17.28 - Coupling and valves Pack

((MOVOL:230V , MOVOL:380V , MOVOL:400V , MOVOL:460V , MOVOL:500V) + EAPPR:IEC , (MOVOL:230V , MOVOL:460V , MOVOL:575V) + EAPPR:ULCUL) + IDRY:N



17.28 - Coupling and valves Pack

((MOVOL:230V , MOVOL:380V , MOVOL:400V , MOVOL:460V , MOVOL:500V) + EAPPR:IEC , (MOVOL:230V , MOVOL:460V , MOVOL:575V) + EAPPR:ULCUL) + IDRY:N

Ref	Part Number	Qty	Name	Validity
1010	0070 6002 03	AR	PLASTIC TUBE	(30/07/2009 - ...)
1020	1619 6153 08	1	BALL VALVE	(30/07/2009 - ...)
1030	0605 8350 26	1	BUSHING	(30/07/2009 - ...) (MOVOL:230V , MOVOL:460V , MOVOL:575V) + EAPPR:ULCUL
1050	0581 0000 38	2	PIPE COUPLING	(30/07/2009 - 13/04/2013)
1050	0583 8100 76	2	COUPLING STR	(14/04/2013 - ...)
1055	0661 1000 42	2	SEAL WASHER	(30/07/2009 - ...)
1060	0605 8350 40	2	BUSHING	(30/07/2009 - ...) (MODEL:ZR30_08 , MODEL:ZR37_08 , MODEL:ZR45_08) + (MOVOL:230V , MOVOL:460V , MOVOL:575V) + EAPPR:ULCUL

Legend:

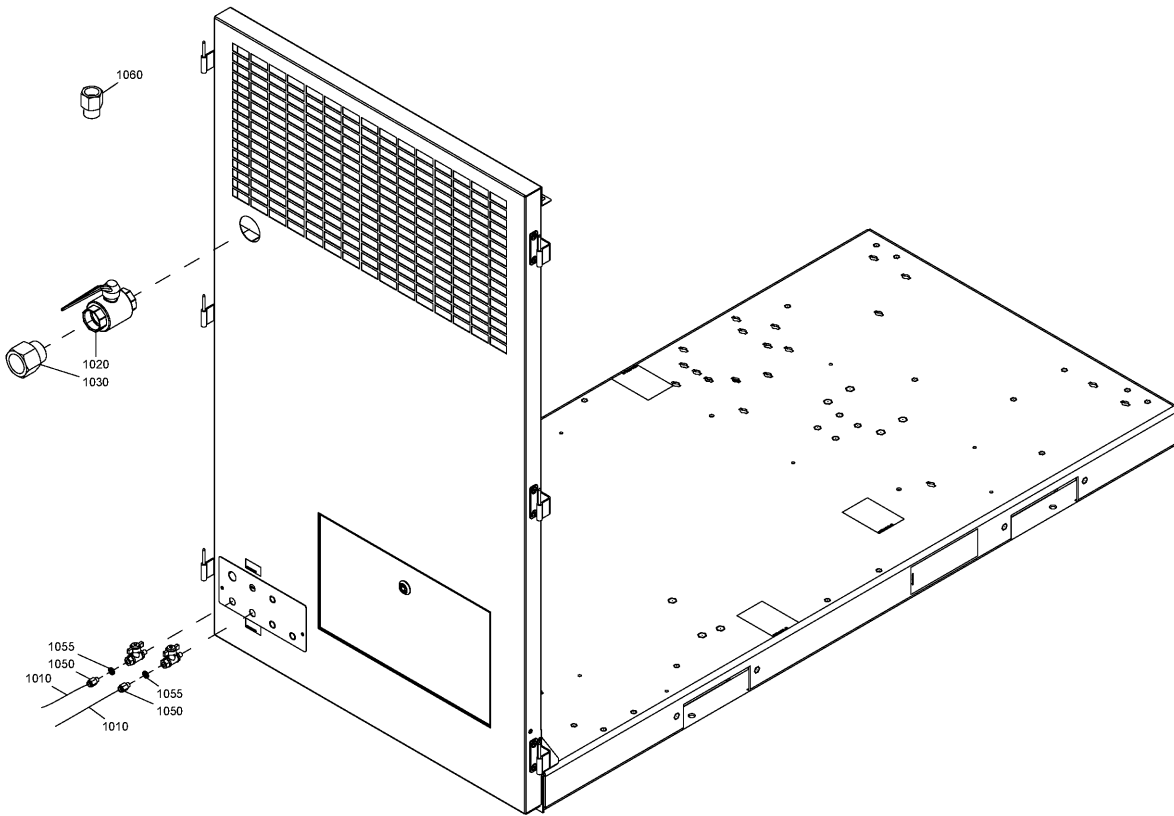
EAPPR:IEC - Electrical approval:IEC
MODEL:ZR30_08 - Model:ZR 30
MOVOL:230V - Supply voltage:230 V
MOVOL:460V - Supply voltage:460 V

EAPPR:ULCUL - Electrical approval:UL/cUL
MODEL:ZR37_08 - Model:ZR 37
MOVOL:380V - Supply voltage:380 V
MOVOL:500V - Supply voltage:500 V

IDRY:N - Integrated dryer:No
MODEL:ZR45_08 - Model:ZR 45
MOVOL:400V - Supply voltage:400 V
MOVOL:575V - Supply voltage:575 V

17.29 - Coupling and valves Full Feature - ID

((MOVOL:230V , MOVOL:380V , MOVOL:400V , MOVOL:460V , MOVOL:500V) + EAPPR:IEC , (MOVOL:230V , MOVOL:460V , MOVOL:575V) + EAPPR:ULCUL) + IDRY:ID



17.29 - Coupling and valves Full Feature - ID

((MOVOL:230V , MOVOL:380V , MOVOL:400V , MOVOL:460V , MOVOL:500V) + EAPPR:IEC , (MOVOL:230V , MOVOL:460V , MOVOL:575V) + EAPPR:ULCUL) + IDRY:ID

Ref	Part Number	Qty	Name	Validity
1010	0070 6002 03	AR	PLASTIC TUBE	(30/07/2009 - ...)
1020	1619 6153 08	1	BALL VALVE	(30/07/2009 - ...)
1030	0605 8350 26	1	BUSHING	(30/07/2009 - ...) (MOVOL:230V , MOVOL:460V , MOVOL:575V) + EAPPR:ULCUL
1050	0581 0000 38	3	PIPE COUPLING	(30/07/2009 - 13/04/2013)
1050	0583 8100 76	3	COUPLING STR	(14/04/2013 - ...)
1055	0661 1000 42	3	SEAL WASHER	(30/07/2009 - ...)
1060	0605 8350 40	2	BUSHING	(30/07/2009 - ...) (MODEL:ZR30_08 , MODEL:ZR37_08 , MODEL:ZR45_08) + (MOVOL:230V , MOVOL:460V , MOVOL:575V) + EAPPR:ULCUL

Legend:

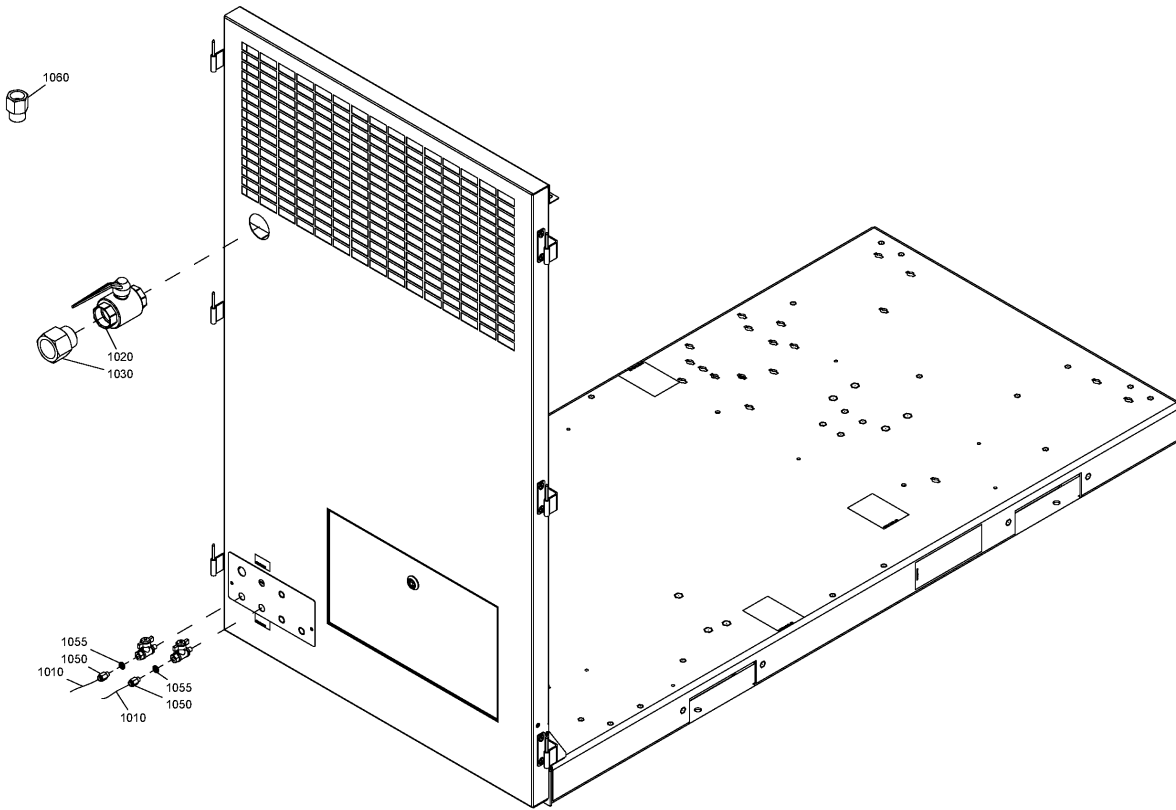
EAPPR:IEC - Electrical approval:IEC
MODEL:ZR30_08 - Model:ZR 30
MOVOL:230V - Supply voltage:230 V
MOVOL:460V - Supply voltage:460 V

EAPPR:ULCUL - Electrical approval:UL/cUL
MODEL:ZR37_08 - Model:ZR 37
MOVOL:380V - Supply voltage:380 V
MOVOL:500V - Supply voltage:500 V

IDRY:ID - Integrated dryer:ID dryer
MODEL:ZR45_08 - Model:ZR 45
MOVOL:400V - Supply voltage:400 V
MOVOL:575V - Supply voltage:575 V

17.30 - Coupling and valves Full Feature - IMD

((MOVOL:230V , MOVOL:380V , MOVOL:400V , MOVOL:460V , MOVOL:500V) + EAPPR:IEC , (MOVOL:230V , MOVOL:460V , MOVOL:575V) + EAPPR:ULCUL) + IDRY:IMD



17.30 - Coupling and valves Full Feature - IMD

((MOVOL:230V , MOVOL:380V , MOVOL:400V , MOVOL:460V , MOVOL:500V) + EAPPR:IEC , (MOVOL:230V , MOVOL:460V , MOVOL:575V) + EAPPR:ULCUL) + IDRY:IMD

Ref	Part Number	Qty	Name	Validity
1010	0070 6002 03	AR	PLASTIC TUBE	(30/07/2009 - ...)
1020	1619 6153 08	1	BALL VALVE	(30/07/2009 - ...)
1030	0605 8350 26	1	BUSHING	(30/07/2009 - ...) (MOVOL:230V , MOVOL:460V , MOVOL:575V) + EAPPR:ULCUL
1050	0581 0000 38	4	PIPE COUPLING	(30/07/2009 - 13/04/2013)
1050	0583 8100 76	4	COUPLING STR	(14/04/2013 - ...)
1055	0661 1000 42	4	SEAL WASHER	(30/07/2009 - ...)
1060	0605 8350 40	2	BUSHING	(30/07/2009 - ...) (MODEL:ZR30_08 , MODEL:ZR37_08 , MODEL:ZR45_08) + (MOVOL:230V , MOVOL:460V , MOVOL:575V) + EAPPR:ULCUL

Legend:

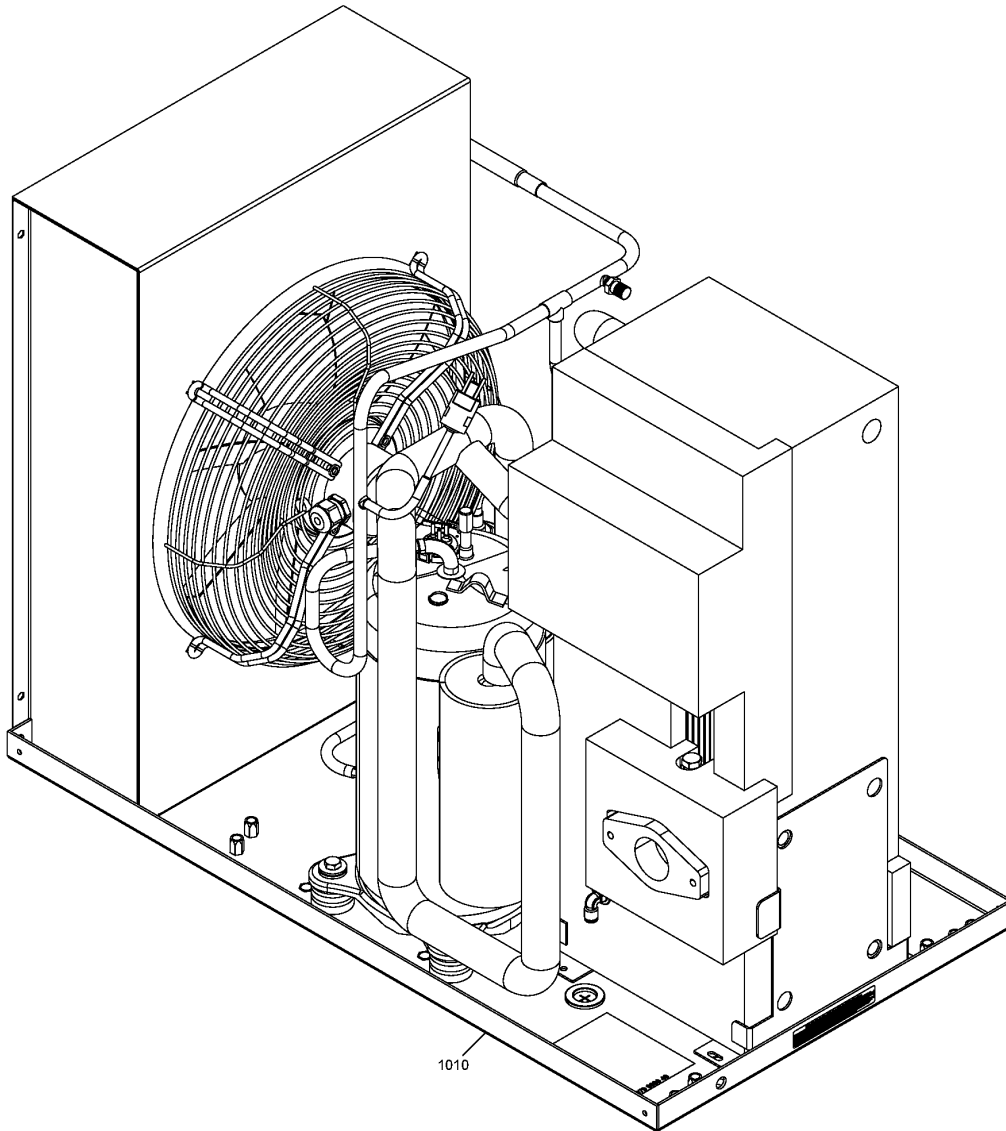
EAPPR:IEC - Electrical approval:IEC
MODEL:ZR30_08 - Model:ZR 30
MOVOL:230V - Supply voltage:230 V
MOVOL:460V - Supply voltage:460 V

EAPPR:ULCUL - Electrical approval:UL/cUL
MODEL:ZR37_08 - Model:ZR 37
MOVOL:380V - Supply voltage:380 V
MOVOL:500V - Supply voltage:500 V

IDRY:IMD - Integrated dryer:IMD dryer
MODEL:ZR45_08 - Model:ZR 45
MOVOL:400V - Supply voltage:400 V
MOVOL:575V - Supply voltage:575 V

18.1 - Dryer assembly ID100

((FREQ:50HZ + HAT:N + PRESS:7.5BAR , PRESS:8.6BAR) + (MODEL:ZR45_08 , MODEL:ZT45_08) , MODEL:ZR30_08 , MODEL:ZR37_08 , MODEL:ZT30_08 , MODEL:ZT37_08) + IDRY:ID



18.1 - Dryer assembly ID100

((FREQ:50HZ + HAT:N + PRESS:7.5BAR , PRESS:8.6BAR) + (MODEL:ZR45_08 , MODEL:ZT45_08) , MODEL:ZR30_08 , MODEL:ZR37_08 , MODEL:ZT30_08 , MODEL:ZT37_08) + IDRY:ID

Ref	Part Number	Qty	Name	Validity
1010	8092 2663 97	1	ID100 400V 50HZ 3PH	(28/05/2013 - ...) FREQ:50HZ + MOVOL:400V
	↻ Substituted by: 8092 2663 97 - ID100 400V 50HZ 3PH (quantity: 1)			
1010	8092 2664 05	1	ID100 460V 60HZ 3PH	(28/05/2013 - ...) FREQ:60HZ + MOVOL:460V
1010	8092 2664 13	1	ID100 200/230V 50HZ 1PH	(28/05/2013 - ...) (MOVOL:230V , MOVOL:500V) + FREQ:50HZ
1010	8092 2664 21	1	ID100 200/230V 60HZ 1PH	(28/05/2013 - ...) (MOVOL:230V , MOVOL:575V) + FREQ:60HZ
1010	8092 2664 39	1	ID100 380V 60HZ 3PH	(28/05/2013 - ...) FREQ:60HZ + MOVOL:380V

Legend:

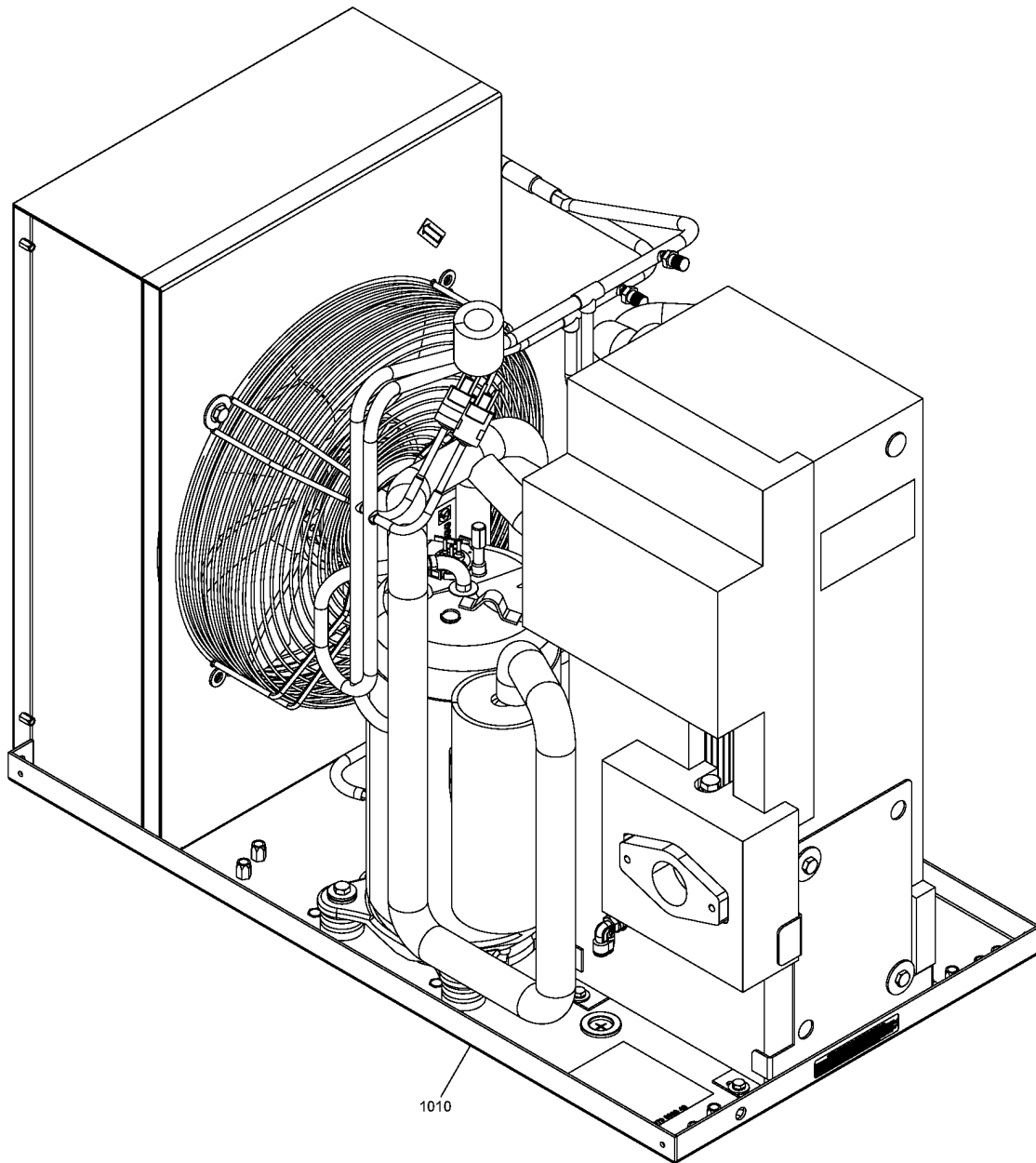
FREQ:50HZ - Frequency:50 Hz
 IDRY:ID - Integrated dryer:ID dryer
 MODEL:ZR45_08 - Model:ZR 45
 MODEL:ZT45_08 - Model:ZT 45
 MOVOL:400V - Supply voltage:400 V
 MOVOL:575V - Supply voltage:575 V

FREQ:60HZ - Frequency:60 Hz
 MODEL:ZR30_08 - Model:ZR 30
 MODEL:ZT30_08 - Model:ZT 30
 MOVOL:230V - Supply voltage:230 V
 MOVOL:460V - Supply voltage:460 V
 PRESS:7.5BAR - Working pressure:7.5 bar

HAT:N - High ambient temperature version:reduced ambient condition (Increased FAD) - max 46° / 115°F
 MODEL:ZR37_08 - Model:ZR 37
 MODEL:ZT37_08 - Model:ZT 37
 MOVOL:380V - Supply voltage:380 V
 MOVOL:500V - Supply voltage:500 V
 PRESS:8.6BAR - Working pressure:8.6 bar

18.2 - Dryer assembly ID136

(FREQ:60HZ + HAT:N , HAT:Y) + (MODEL:ZR45_08 , MODEL:ZT45_08) + IDRY:ID + PRESS:7.5BAR



18.2 - Dryer assembly ID136

(FREQ:60HZ + HAT:N , HAT:Y) + (MODEL:ZR45_08 , MODEL:ZT45_08) + IDRY:ID + PRESS:7.5BAR

Ref	Part Number	Qty	Name	Validity
1010	8092 2664 47	1	ID136 400V 50HZ 3PH	(28/05/2013 - ...) FREQ:50HZ + HAT:Y + MOVOL:400V
1010	8092 2664 54	1	ID136 460V 60HZ 3PH	(28/05/2013 - ...) FREQ:60HZ + MOVOL:460V
1010	8092 2664 62	1	ID136 200/230V 50HZ 1PH	(28/05/2013 - ...) (MOVOL:230V , MOVOL:500V) + FREQ:50HZ + HAT:Y
1010	8092 2664 70	1	ID136 200/230V 60HZ 1PH	(28/05/2013 - ...) (MOVOL:230V , MOVOL:575V) + FREQ:60HZ
1010	8092 2664 88	1	ID136 380V 60HZ 3PH	(28/05/2013 - ...) FREQ:60HZ + MOVOL:380V

Legend:

FREQ:50HZ - Frequency:50 Hz

HAT:Y - High ambient temperature version:High ambient condition

MODEL:ZT45_08 - Model:ZT 45

MOVOL:400V - Supply voltage:400 V

MOVOL:575V - Supply voltage:575 V

FREQ:60HZ - Frequency:60 Hz

IDRY:ID - Integrated dryer:ID dryer

MOVOL:230V - Supply voltage:230 V

MOVOL:460V - Supply voltage:460 V

PRESS:7.5BAR - Working pressure:7.5 bar

HAT:N - High ambient temperature version:reduced ambient

condition (Increased FAD) - max 46° / 115°F

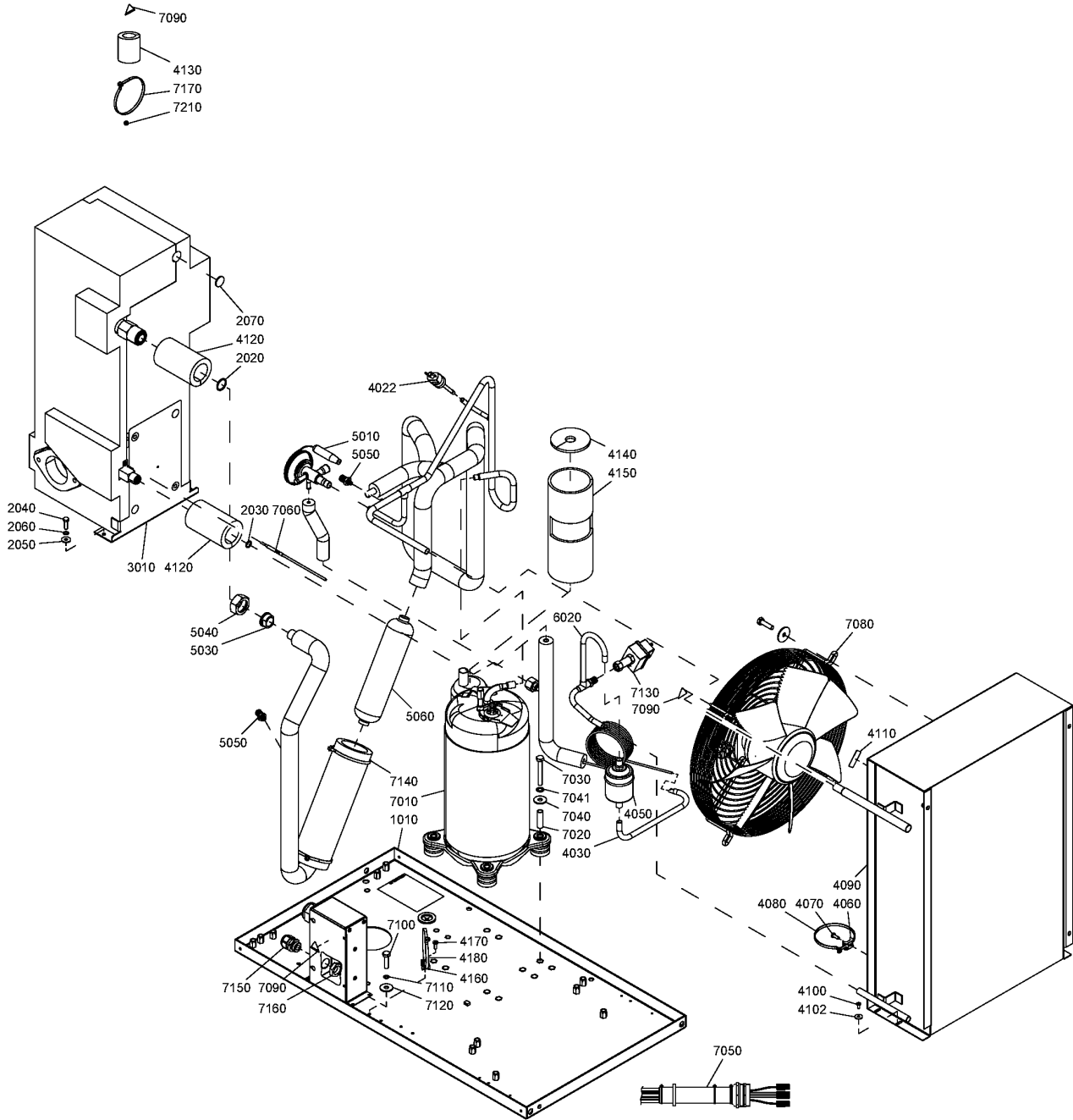
MODEL:ZR45_08 - Model:ZR 45

MOVOL:380V - Supply voltage:380 V

MOVOL:500V - Supply voltage:500 V

18.3 - Dryer components ID 100

((FREQ:50HZ + HAT:N + PRESS:7.5BAR , PRESS:8.6BAR) + (MODEL:ZR45_08 , MODEL:ZT45_08) , MODEL:ZR30_08 , MODEL:ZR37_08 , MODEL:ZT30_08 , MODEL:ZT37_08) + IDRY:ID



18.3 - Dryer components ID 100

(FREQ:50HZ + HAT:N + PRESS:7.5BAR , PRESS:8.6BAR) + (MODEL:ZR45_08 , MODEL:ZT45_08) , MODEL:ZR30_08 , MODEL:ZR37_08 , MODEL:ZT30_08 , MODEL:ZT37_08) + IDRY:ID

Ref	Part Number	Qty	Name	Validity
1010	1624 9492 80	1	FRAME ASSY	(28/05/2013 - ...)
	• 1079 9903 48	1	WARNING LABEL	
	• 0348 0102 11	1	CABLE TIE	
	• 1088 0803 25	1	GROMMET	
	• 0348 0111 06	1	CONNECTOR	
	• 1079 9930 30	1	LABEL	
2020	1617 0315 00	1	RING	(28/05/2013 - ...)
	☞ Substituted by:	1617 0165 00	RING (quantity: 1)	
2030	1617 0092 03	1	RING	(28/05/2013 - ...)
2040	0147 1247 03	4	HEX.BOLT	(28/05/2013 - ...)
2050	0300 0274 64	4	WASHER	(28/05/2013 - ...)
2060	0333 3220 00	4	WASHER	(28/05/2013 - ...)
2070	1624 2451 00	2	INSULATION	(28/05/2013 - ...)
3010	1624 2284 80	1	HEAT EXCHANGER AIR/GAS	(28/05/2013 - ...)
	☞ Substituted by:	2901 1300 10	HE SPARE PART KIT ID95 (quantity: 1)	
	• 1624 2315 00	1	LABEL	
4022	1089 9139 16	1	PRESSURE SWITCH	(28/05/2013 - ...)
4030	1624 9617 01	1	CAPILLARY ASSY	(28/05/2013 - ...) MOVOL:400V
4030	1624 9617 08	1	CAPILLARY ASSY	(28/05/2013 - ...) MOVOL:380V , MOVOL:460V
4030	1624 9617 09	1	CAPILLARY ASSY	(28/05/2013 - ...) (MOVOL:230V , MOVOL:500V) + FREQ:50HZ
4030	1624 9617 10	1	CAPILLARY ASSY	(28/05/2013 - ...) (MOVOL:230V , MOVOL:575V) + FREQ:60HZ
4050	1624 2293 00	1	FILTER DRYER	(28/05/2013 - ...)
4060	0348 0110 03	1	ANCHOR PLATE	(28/05/2013 - ...)
4070	0226 3343 07	1	TAPPING SCREW	(28/05/2013 - ...)
	☞ Substituted by:	0226 0047 13	TAPPING SCREW (quantity: 1)	
4080	0348 0101 13	1	CABLE TIE	(28/05/2013 - ...)
4090	1624 9497 00	1	CONDENSER	(28/05/2013 - ...) MOVOL:400V
4090	1624 9973 00	1	CONDENSER	(28/05/2013 - ...) MOVOL:230V , MOVOL:380V , MOVOL:460V , MOVOL:500V , MOVOL:575V
4100	0226 3256 00	4	SCREW	(28/05/2013 - ...)
4102	0300 0274 70	4	WASHER	(28/05/2013 - ...)
4110	1617 2385 00	1	ROTATION ARROW	(28/05/2013 - ...)
4120	1624 2386 00	2	INSULATION	(28/05/2013 - ...)
4130	1617 2361 00	1	INSULATION	(28/05/2013 - ...)
4140	1624 9614 00	1	INSULATION THERMAL	(28/05/2013 - ...)
4150	1624 9710 00	1	INSULATION THERMAL	(28/05/2013 - ...) MOVOL:230V , MOVOL:500V , MOVOL:575V
4150	1624 9711 00	1	INSULATION THERMAL	(28/05/2013 - ...) MOVOL:380V , MOVOL:400V , MOVOL:460V
4160	0348 0110 03	1	ANCHOR PLATE	(28/05/2013 - ...)
4170	0226 3343 07	1	TAPPING SCREW	(28/05/2013 - ...)
	☞ Substituted by:	0226 0047 13	TAPPING SCREW (quantity: 1)	
4180	0348 0101 13	1	CABLE TIE	(28/05/2013 - ...)
5010	1624 2486 02	1	HGB VALVE	(28/05/2013 - ...)
5030	1617 0107 00	1	SLEEVE	(28/05/2013 - ...)
5040	1617 0314 00	1	NUT	(28/05/2013 - ...)
5050	1624 9352 00	2	SCHRAEDER VALVE	(28/05/2013 - ...)
5060	1624 9692 00	1	LIQUID SEPARATOR	(28/05/2013 - ...)
6020	1624 9696 00	1	PIPE	(28/05/2013 - ...)
	• 1624 9352 00	1	SCHRAEDER VALVE	

Legend:

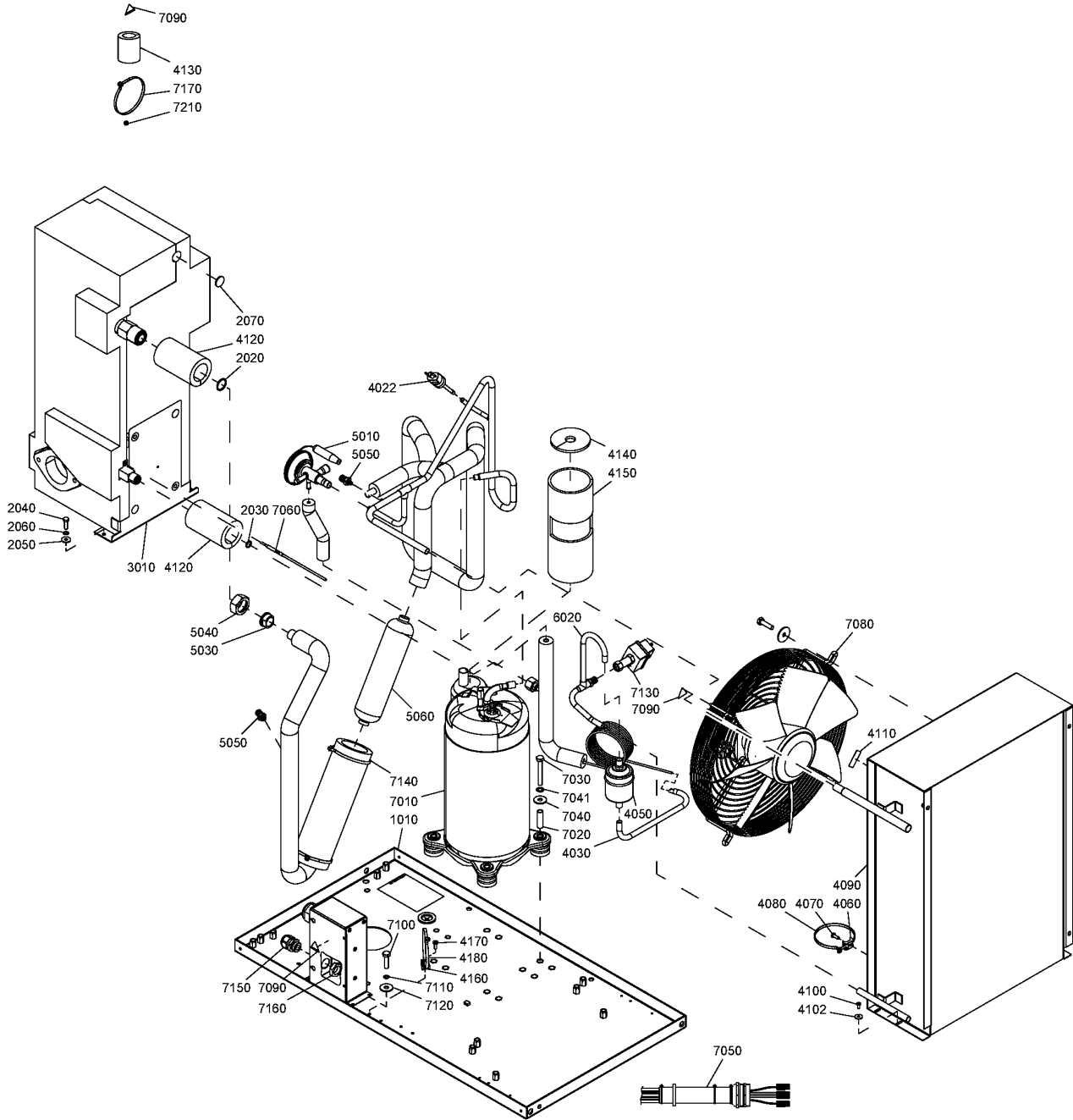
FREQ:50HZ - Frequency:50 Hz
 IDRY:ID - Integrated dryer:ID dryer
 MODEL:ZR45_08 - Model:ZR 45
 MODEL:ZT45_08 - Model:ZT 45
 MOVOL:400V - Supply voltage:400 V
 MOVOL:575V - Supply voltage:575 V

FREQ:60HZ - Frequency:60 Hz
 MODEL:ZR30_08 - Model:ZR 30
 MODEL:ZT30_08 - Model:ZT 30
 MOVOL:230V - Supply voltage:230 V
 MOVOL:460V - Supply voltage:460 V
 PRESS:7.5BAR - Working pressure:7.5 bar

HAT:N - High ambient temperature version:reduced ambient condition (Increased FAD) - max 46° / 115°F
 MODEL:ZR37_08 - Model:ZR 37
 MODEL:ZT37_08 - Model:ZT 37
 MOVOL:380V - Supply voltage:380 V
 MOVOL:500V - Supply voltage:500 V
 PRESS:8.6BAR - Working pressure:8.6 bar

18.3 - Dryer components ID 100

((FREQ:50HZ + HAT:N + PRESS:7.5BAR , PRESS:8.6BAR) + (MODEL:ZR45_08 , MODEL:ZT45_08) , MODEL:ZR30_08 , MODEL:ZR37_08 , MODEL:ZT30_08 , MODEL:ZT37_08) + IDRY:ID



18.3 - Dryer components ID 100

((FREQ:50HZ + HAT:N + PRESS:7.5BAR , PRESS:8.6BAR) + (MODEL:ZR45_08 , MODEL:ZT45_08) , MODEL:ZR30_08 , MODEL:ZR37_08 , MODEL:ZT30_08 , MODEL:ZT37_08) + IDRY:ID

Ref	Part Number	Qty	Name	Validity
7010	1624 2615 06	1	COMPRESSOR	(28/05/2013 - ...) MOVOL:380V , MOVOL:400V , MOVOL:460V
7010	1624 2616 04	1	COMPRESSOR	(28/05/2013 - ...) (MOVOL:230V , MOVOL:575V) + FREQ:60HZ
7010	1624 2616 07	1	COMPRESSOR	(28/05/2013 - ...) (MOVOL:230V , MOVOL:500V) + FREQ:50HZ
7020	1624 2698 00	4	BUSHING	(28/05/2013 - ...) MOVOL:380V , MOVOL:400V , MOVOL:460V
7020	1624 2698 00	3	BUSHING	(28/05/2013 - ...) MOVOL:230V , MOVOL:500V , MOVOL:575V
7030	0147 1106 72	4	SCREW	(15/10/2013 - ...) MOVOL:380V , MOVOL:400V , MOVOL:460V
7030	0147 1106 72	3	SCREW	(15/10/2013 - ...) MOVOL:230V , MOVOL:500V , MOVOL:575V
7040	0300 8019 00	4	PLAIN WASHER	(28/05/2013 - ...) MOVOL:380V , MOVOL:400V , MOVOL:460V
7040	0300 8019 00	3	PLAIN WASHER	(28/05/2013 - ...) MOVOL:230V , MOVOL:500V , MOVOL:575V
7041	0333 3227 00	4	WASHER	(28/05/2013 - ...)
7050	1624 1938 00	1	WIRING	(28/05/2013 - ...) MOVOL:380V , MOVOL:400V , MOVOL:460V
7050	1624 1939 00	1	WIRING	(28/05/2013 - ...) MOVOL:230V , MOVOL:500V , MOVOL:575V
7060	1617 3077 90	1	TEMPERATURE SENSOR	(28/05/2013 - ...)
7080	1624 2390 80	1	FAN ASSY	(28/05/2013 - 10/06/2014) MOVOL:380V , MOVOL:400V
	↳ Substituted by:	1627 0325 00 - FAN FN35 400V 50HZ (quantity: 1)		
7080	1627 0325 00	1	FAN ASSY	(16/03/2015 - 10/03/2016) MOVOL:380V , MOVOL:400V
7080	1627 1780 00	1	FAN ASSY	(11/06/2014 - 15/03/2015) MOVOL:380V , MOVOL:400V
	↳ Substituted by:	1627 0325 00 - FAN FN35 400V 50HZ (quantity: 1)		
7080	2204 1076 00	1	FAN ASSY	(11/03/2016 - ...) MOVOL:380V , MOVOL:400V , MOVOL:460V
7080	1617 1987 80	1	FAN ASSY	(28/05/2013 - 30/07/2014) (MOVOL:230V , MOVOL:500V) + FREQ:50HZ
7080	1624 2037 80	1	FAN ASSY	(28/05/2013 - 08/06/2014) MOVOL:460V
	↳ Substituted by:	1627 0326 00 - FAN FN35 460V 60HZ (quantity: 1)		
7080	1624 2755 00	1	FAN ASSY	(28/05/2013 - 04/06/2014) (MOVOL:230V , MOVOL:575V) + FREQ:60HZ
	↳ Substituted by:	1627 0324 00 - FAN FN35 230V 60HZ (quantity: 1)		
7080	1627 0323 00	1	FAN ASSY	(04/02/2015 - ...) (MOVOL:230V , MOVOL:500V) + FREQ:50HZ
7080	1627 0324 00	1	FAN ASSY	(01/08/2015 - ...) (MOVOL:230V , MOVOL:575V) + FREQ:60HZ
7080	1627 0326 00	1	FAN ASSY	(04/05/2015 - 10/03/2016) MOVOL:460V
7080	1627 1778 00	1	FAN ASSY	(31/07/2014 - 03/02/2015) (MOVOL:230V , MOVOL:500V) + FREQ:50HZ
	↳ Substituted by:	1627 0323 00 - FAN FN35 230V 50HZ (quantity: 1)		
7080	1627 1779 00	1	FAN ASSY	(05/06/2014 - 31/07/2015) (MOVOL:230V , MOVOL:575V) + FREQ:60HZ
	↳ Substituted by:	1627 0324 00 - FAN FN35 230V 60HZ (quantity: 1)		
7080	1627 1781 00	1	FAN ASSY	(09/06/2014 - 03/05/2015) MOVOL:460V
	↳ Substituted by:	1627 0326 00 - FAN FN35 460V 60HZ (quantity: 1)		
7090	1088 1001 01	3	WARNING MARK	(28/05/2013 - ...)
7100	0147 1247 03	4	HEX.BOLT	(28/05/2013 - 04/05/2015)
7100	0147 1326 03	4	SCREW	(05/05/2015 - ...)
7110	0300 0274 64	4	WASHER	(28/05/2013 - 04/05/2015)
7110	0300 8019 00	4	PLAIN WASHER	(05/05/2015 - ...)
7120	0333 3220 00	4	WASHER	(28/05/2013 - 04/05/2015)
7120	0333 3100 17	4	WASHER	(05/05/2015 - ...)
7130	1624 9622 00	1	PRESSURE SWITCH	(28/05/2013 - ...)
7140	0348 0101 13	4	CABLE TIE	(28/05/2013 - ...)
7150	0698 5140 72	1	CABLE GLAND	(28/05/2013 - ...) MOVOL:380V , MOVOL:400V
7160	0697 9809 21	1	LOCK NUT	(28/05/2013 - ...) MOVOL:380V , MOVOL:400V
7170	0348 0101 13	2	CABLE TIE	(28/05/2013 - ...) MOVOL:230V , MOVOL:500V , MOVOL:575V
7210	0129 3115 00	3	BLIND RIVET	(28/05/2013 - ...) MOVOL:230V , MOVOL:500V , MOVOL:575V

Legend:

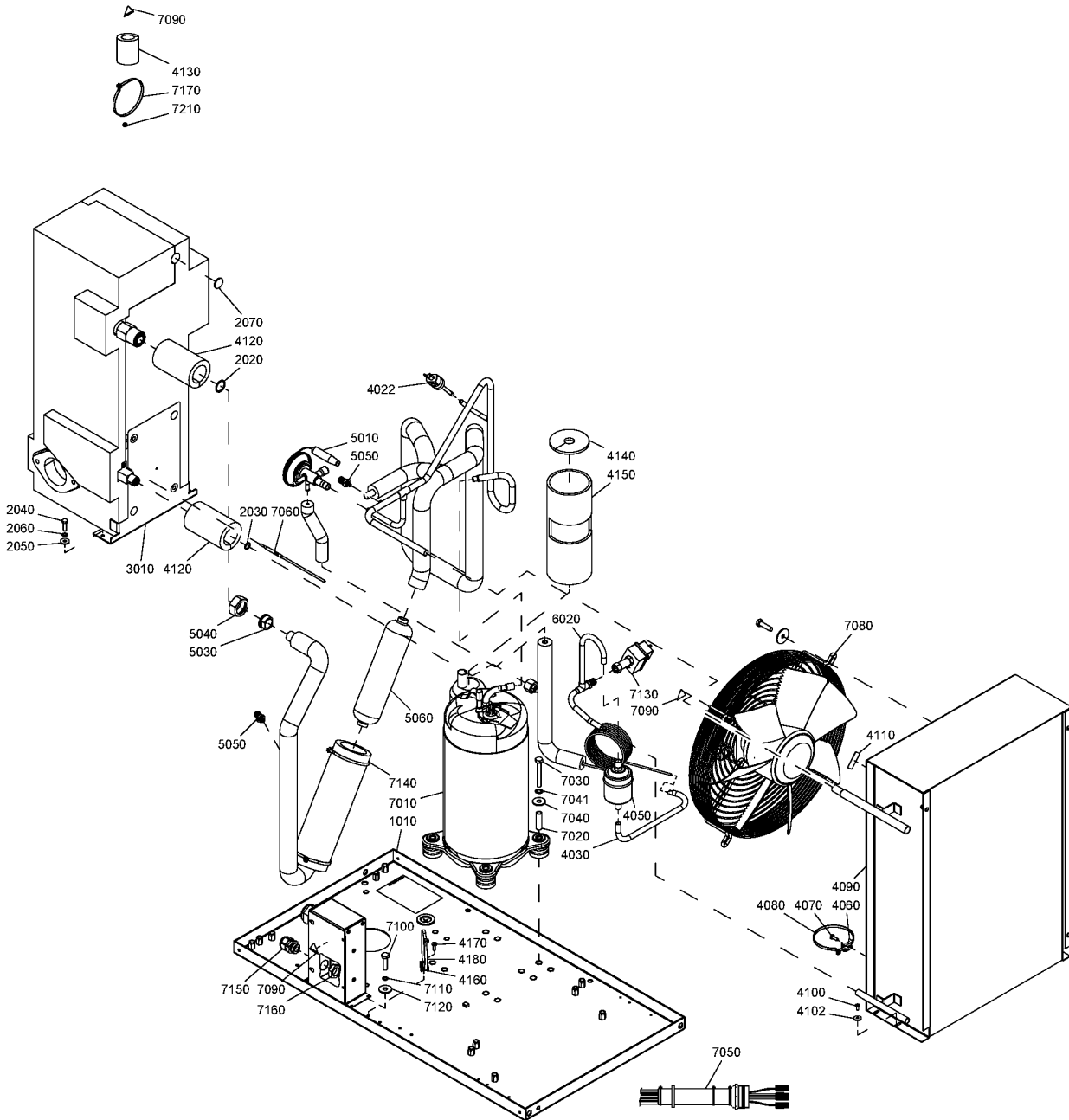
FREQ:50HZ - Frequency:50 Hz
 IDRY:ID - Integrated dryer:ID dryer
 MODEL:ZR45_08 - Model:ZR 45
 MODEL:ZT45_08 - Model:ZT 45
 MOVOL:400V - Supply voltage:400 V
 MOVOL:575V - Supply voltage:575 V

FREQ:60HZ - Frequency:60 Hz
 MODEL:ZR30_08 - Model:ZR 30
 MODEL:ZT30_08 - Model:ZT 30
 MOVOL:230V - Supply voltage:230 V
 MOVOL:460V - Supply voltage:460 V
 PRESS:7.5BAR - Working pressure:7.5 bar

HAT:N - High ambient temperature version:reduced ambient condition (Increased FAD) - max 46° / 115°F
 MODEL:ZR37_08 - Model:ZR 37
 MODEL:ZT37_08 - Model:ZT 37
 MOVOL:380V - Supply voltage:380 V
 MOVOL:500V - Supply voltage:500 V
 PRESS:8.6BAR - Working pressure:8.6 bar

18.4 - Dryer components ID 136

((MOVOL:230V , MOVOL:380V , MOVOL:460V , MOVOL:575V) + FREQ:60HZ , (MOVOL:230V , MOVOL:400V , MOVOL:500V) + FREQ:50HZ + HAT:Y) + (MODEL:ZR45_08 , MODEL:ZT45_08) + IDRY:ID + PRESS:7.5BAR



18.4 - Dryer components ID 136

(MOVOL:230V , MOVOL:380V , MOVOL:460V , MOVOL:575V) + FREQ:60HZ , (MOVOL:230V , MOVOL:400V , MOVOL:500V) + FREQ:50HZ + HAT:Y) + (MODEL:ZR45_08 , MODEL:ZT45_08) + IDRY:ID + PRESS:7.5BAR

Ref	Part Number	Qty	Name	Validity
1010	1624 9492 80	1	FRAME ASSY	(28/05/2013 - ...)
	• 1079 9903 48	1	WARNING LABEL	
	• 0348 0102 11	1	CABLE TIE	
	• 1088 0803 25	1	GROMMET	
	• 0348 0111 06	1	CONNECTOR	
	• 1079 9930 30	1	LABEL	
2020	1617-0315-00	1	RING (ALL)	(28/05/2013 - ...)
	☞ Substituted by:	1617 0165 00	RING (quantity: 1)	
2030	1617 0092 03	1	RING	(28/05/2013 - ...)
2040	0147 1247 03	4	HEX.BOLT	(28/05/2013 - ...)
2050	0300 0274 64	4	WASHER	(28/05/2013 - ...)
2060	0333 3220 00	4	WASHER	(28/05/2013 - ...)
2070	1624 2451 00	2	INSULATION	(28/05/2013 - ...)
3010	1624-2284-80	1	HEAT EXCHANGER AIR/GAS	(28/05/2013 - ...) MOVOL:380V
	☞ Substituted by:	2901 1300 10	HE SPARE PART KIT ID95 (quantity: 1)	
	• 1624 2315 00	1	LABEL	
3010	1624-2289-80	1	HEAT EXCHANGER AIR/GAS	(28/05/2013 - ...) MOVOL:230V , MOVOL:400V , MOVOL:460V , MOVOL:500V , MOVOL:575V
	☞ Substituted by:	2901 1300 11	HE SPARE PART KIT ID120 (quantity: 1)	
	• 1624 2412 00	1	LABEL	
4022	1089 9139 16	1	PRESSURE SWITCH	(28/05/2013 - ...)
4030	1624 9617 02	1	CAPILLARY ASSY	(28/05/2013 - ...) MOVOL:230V , MOVOL:400V , MOVOL:460V , MOVOL:500V , MOVOL:575V
	• 1617 0674 00	1	SLEEVE	
	• 1617 0092 01	1	NUT	
4030	1624 9617 12	1	CAPILLARY ASSY	(28/05/2013 - ...) MOVOL:380V
4050	1624 2293 00	1	FILTER DRYER	(28/05/2013 - ...)
4060	0348 0110 03	1	ANCHOR PLATE	(28/05/2013 - ...)
4070	0226-3343-07	1	TAPPING SCREW	(28/05/2013 - ...)
	☞ Substituted by:	0226 0047 13	TAPPING SCREW (quantity: 1)	
4080	0348 0101 13	1	CABLE TIE	(28/05/2013 - ...)
4090	1624 9973 00	1	CONDENSER	(28/05/2013 - ...)
4100	0226 3256 00	4	SCREW	(28/05/2013 - ...)
4102	0300 0274 70	4	WASHER	(28/05/2013 - ...)
4110	1617 2385 00	1	ROTATION ARROW	(28/05/2013 - ...)
4120	1624 2386 00	2	INSULATION	(28/05/2013 - ...)
4130	1617 2361 00	1	INSULATION	(28/05/2013 - ...)
4140	1624 9614 00	1	INSULATION THERMAL	(28/05/2013 - ...)
4150	1624 9710 00	1	INSULATION THERMAL	(28/05/2013 - ...) MOVOL:230V , MOVOL:500V , MOVOL:575V
4150	1624 9711 00	1	INSULATION THERMAL	(28/05/2013 - ...) MOVOL:380V , MOVOL:400V , MOVOL:460V
4160	0348 0110 03	1	ANCHOR PLATE	(28/05/2013 - ...)
4170	0226-3343-07	1	TAPPING SCREW	(28/05/2013 - ...)
	☞ Substituted by:	0226 0047 13	TAPPING SCREW (quantity: 1)	
4180	0348 0101 13	1	CABLE TIE	(28/05/2013 - ...)
5010	1624 2486 02	1	HGB VALVE	(28/05/2013 - ...)
5030	1617 0107 00	1	SLEEVE	(28/05/2013 - ...)
5040	1617 0314 00	1	NUT	(28/05/2013 - ...)
5050	1624 9352 00	2	SCHRAEDER VALVE	(28/05/2013 - ...)
5060	1624 9692 00	1	LIQUID SEPARATOR	(28/05/2013 - ...)
6020	1624 9696 00	1	PIPE	(28/05/2013 - ...)

Legend:

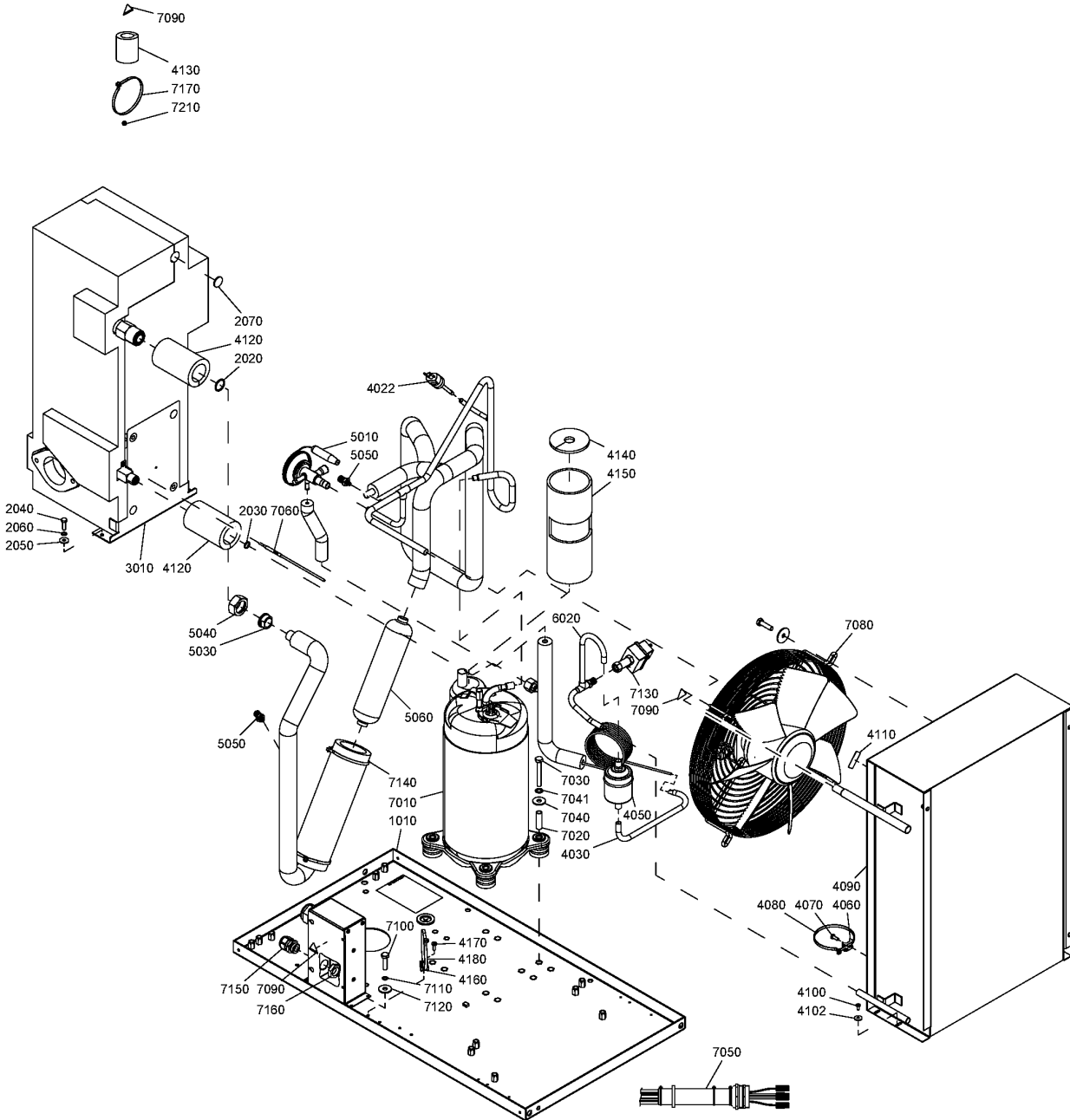
FREQ:50HZ - Frequency:50 Hz
 IDRY:ID - Integrated dryer:ID dryer
 MOVOL:230V - Supply voltage:230 V
 MOVOL:460V - Supply voltage:460 V
 PRESS:7.5BAR - Working pressure:7.5 bar

FREQ:60HZ - Frequency:60 Hz
 MODEL:ZR45_08 - Model:ZR 45
 MOVOL:380V - Supply voltage:380 V
 MOVOL:500V - Supply voltage:500 V

HAT:Y - High ambient temperature version:High ambient condition
 MODEL:ZT45_08 - Model:ZT 45
 MOVOL:400V - Supply voltage:400 V
 MOVOL:575V - Supply voltage:575 V

18.4 - Dryer components ID 136

((MOVOL:230V , MOVOL:380V , MOVOL:460V , MOVOL:575V) + FREQ:60HZ , (MOVOL:230V , MOVOL:400V , MOVOL:500V) + FREQ:50HZ + HAT:Y) + (MODEL:ZR45_08 , MODEL:ZT45_08) + IDRY:ID + PRESS:7.5BAR



18.4 - Dryer components ID 136

(MOVOL:230V , MOVOL:380V , MOVOL:460V , MOVOL:575V) + FREQ:60HZ , (MOVOL:230V , MOVOL:400V , MOVOL:500V) + FREQ:50HZ + HAT:Y) + (MODEL:ZR45_08 , MODEL:ZT45_08) + IDRY:ID + PRESS:7.5BAR

Ref	Part Number	Qty	Name	Validity
	• 1624 9352 00	1	SCHRAEDER VALVE	
7010	1624 2615 06	1	COMPRESSOR	(28/05/2013 - ...) MOVOL:380V , MOVOL:400V , MOVOL:460V
7010	1624 2616 05	1	COMPRESSOR	(28/05/2013 - ...) (MOVOL:230V , MOVOL:575V) + FREQ:60HZ
7010	1624 2616 07	1	COMPRESSOR	(28/05/2013 - ...) (MOVOL:230V , MOVOL:500V) + FREQ:50HZ
7020	1624 2698 00	4	BUSHING	(28/05/2013 - ...) MOVOL:380V , MOVOL:400V , MOVOL:460V
7020	1624 2698 00	3	BUSHING	(28/05/2013 - ...) MOVOL:230V , MOVOL:500V , MOVOL:575V
7030	0147 1106 72	4	SCREW	(15/10/2013 - ...) MOVOL:380V , MOVOL:400V , MOVOL:460V
7030	0147 1331 03	4	HEXAGON BOLT	(28/05/2013 - 14/10/2013) MOVOL:380V , MOVOL:400V , MOVOL:460V
7030	0147 1106 72	3	SCREW	(15/10/2013 - ...) MOVOL:230V , MOVOL:500V , MOVOL:575V
7030	0147 1331 03	3	HEXAGON BOLT	(28/05/2013 - 14/10/2013) MOVOL:230V , MOVOL:500V , MOVOL:575V
7040	0300 8019 00	4	PLAIN WASHER	(28/05/2013 - ...) MOVOL:380V , MOVOL:400V , MOVOL:460V
7040	0300 8019 00	3	PLAIN WASHER	(28/05/2013 - ...) MOVOL:230V , MOVOL:500V , MOVOL:575V
7041	0333 3227 00	4	WASHER	(28/05/2013 - ...)
7050	1624 1938 00	1	WIRING	(28/05/2013 - ...) MOVOL:380V , MOVOL:400V , MOVOL:460V
7050	1624 1939 00	1	WIRING	(28/05/2013 - ...) MOVOL:230V , MOVOL:500V , MOVOL:575V
7060	1617 3077 90	1	TEMPERATURE SENSOR	(28/05/2013 - ...)
7080	1624 2390 80	1	FAN ASSY	(28/05/2013 - 10/06/2014) MOVOL:380V , MOVOL:400V
	☞ Substituted by:	1627 0325 00	- FAN FN35 400V 50HZ (quantity: 1)	
7080	1627 0325 00	1	FAN ASSY	(16/03/2015 - 10/03/2016) MOVOL:380V , MOVOL:400V
7080	1627 1780 00	1	FAN ASSY	(11/06/2014 - 15/03/2015) MOVOL:380V , MOVOL:400V
	☞ Substituted by:	1627 0325 00	- FAN FN35 400V 50HZ (quantity: 1)	
7080	2204 1076 00	1	FAN ASSY	(11/03/2016 - ...) MOVOL:380V , MOVOL:400V , MOVOL:460V
7080	1617 1987 80	1	FAN ASSY	(28/05/2013 - 30/07/2014) (MOVOL:230V , MOVOL:500V) + FREQ:50HZ
7080	1624 2037 80	1	FAN ASSY	(28/05/2013 - 08/06/2014) MOVOL:460V
	☞ Substituted by:	1627 0326 00	- FAN FN35 460V 60HZ (quantity: 1)	
7080	1624 2755 00	1	FAN ASSY	(28/05/2013 - 04/06/2014) (MOVOL:230V , MOVOL:575V) + FREQ:60HZ
	☞ Substituted by:	1627 0324 00	- FAN FN35 230V 60HZ (quantity: 1)	
7080	1627 0323 00	1	FAN ASSY	(04/02/2015 - ...) (MOVOL:230V , MOVOL:500V) + FREQ:50HZ
7080	1627 0324 00	1	FAN ASSY	(01/08/2015 - ...) (MOVOL:230V , MOVOL:575V) + FREQ:60HZ
7080	1627 0326 00	1	FAN ASSY	(04/05/2015 - 10/03/2016) MOVOL:460V
7080	1627 1778 00	1	FAN ASSY	(31/07/2014 - 03/02/2015) (MOVOL:230V , MOVOL:500V) + FREQ:50HZ
	☞ Substituted by:	1627 0323 00	- FAN FN35 230V 50HZ (quantity: 1)	
7080	1627 1779 00	1	FAN ASSY	(05/06/2014 - 31/07/2015) (MOVOL:230V , MOVOL:575V) + FREQ:60HZ
	☞ Substituted by:	1627 0324 00	- FAN FN35 230V 60HZ (quantity: 1)	
7080	1627 1781 00	1	FAN ASSY	(09/06/2014 - 03/05/2015) MOVOL:460V
	☞ Substituted by:	1627 0326 00	- FAN FN35 460V 60HZ (quantity: 1)	
7090	1088 1001 01	3	WARNING MARK	(28/05/2013 - ...) ((MOVOL:230V , MOVOL:400V , MOVOL:500V) + FREQ:50HZ , (MOVOL:380V , MOVOL:460V) + FREQ:60HZ)
7090	1088 1001 01	2	WARNING MARK	(28/05/2013 - ...) (MOVOL:230V , MOVOL:575V) + FREQ:60HZ
7100	0147 1247 03	4	HEX.BOLT	(28/05/2013 - 04/05/2015)
7100	0147 1326 03	4	SCREW	(05/05/2015 - ...)
7110	0300 0274 64	4	WASHER	(28/05/2013 - 04/05/2015)
7110	0300 8019 00	4	PLAIN WASHER	(05/05/2015 - ...)
7120	0333 3220 00	4	WASHER	(28/05/2013 - 04/05/2015)
7120	0333 3100 17	4	WASHER	(05/05/2015 - ...)
7130	1624 9622 00	1	PRESSURE SWITCH	(28/05/2013 - ...)
7140	0348 0101 13	4	CABLE TIE	(28/05/2013 - ...)
7150	0698 5140 72	1	CABLE GLAND	(28/05/2013 - ...) MOVOL:380V , MOVOL:400V

Legend:

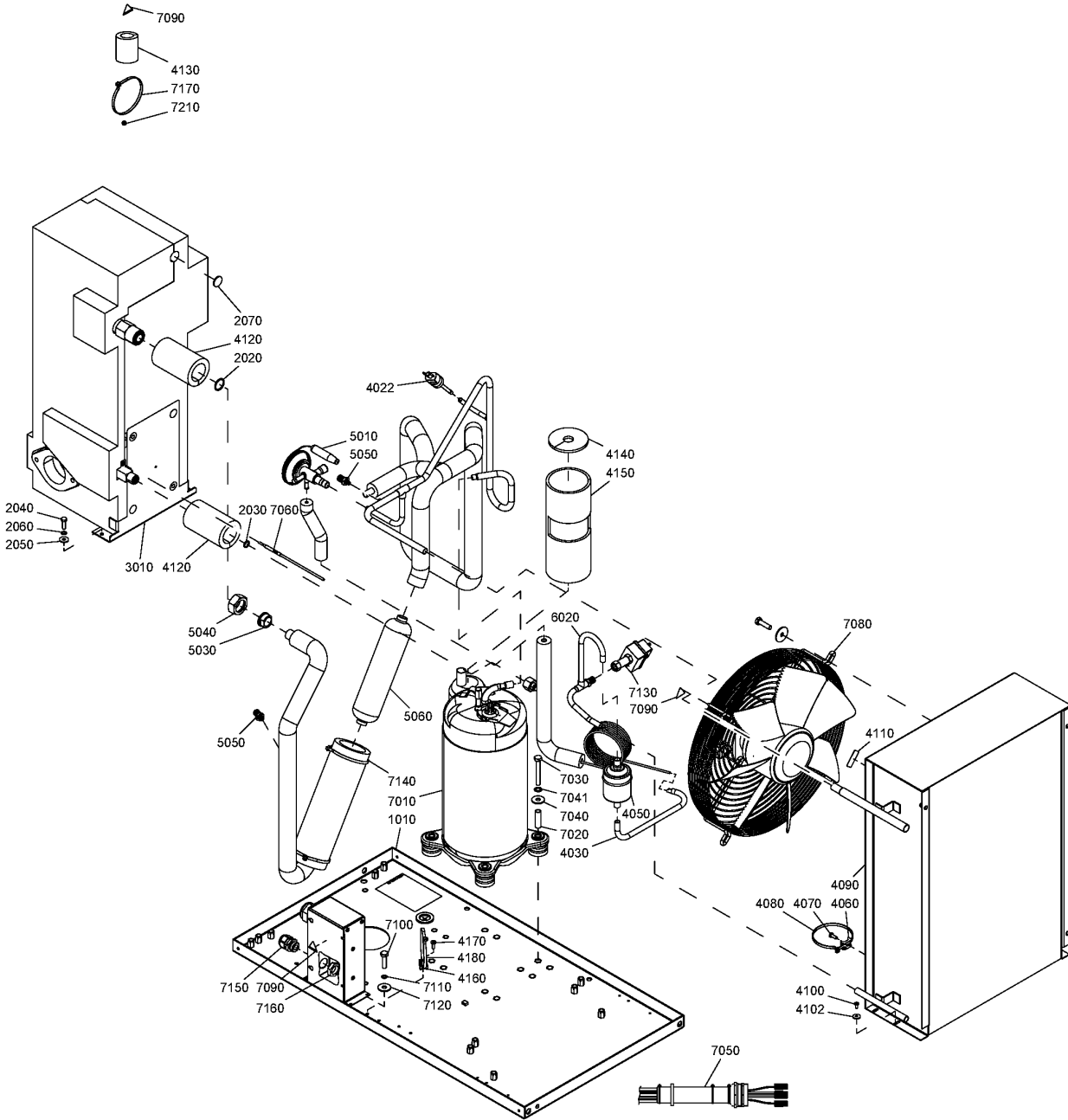
FREQ:50HZ - Frequency:50 Hz
 IDRY:ID - Integrated dryer:ID dryer
 MOVOL:230V - Supply voltage:230 V
 MOVOL:460V - Supply voltage:460 V
 PRESS:7.5BAR - Working pressure:7.5 bar

FREQ:60HZ - Frequency:60 Hz
 MODEL:ZR45_08 - Model:ZR 45
 MOVOL:380V - Supply voltage:380 V
 MOVOL:500V - Supply voltage:500 V

HAT:Y - High ambient temperature version:High ambient condition
 MODEL:ZT45_08 - Model:ZT 45
 MOVOL:400V - Supply voltage:400 V
 MOVOL:575V - Supply voltage:575 V

18.4 - Dryer components ID 136

((MOVOL:230V , MOVOL:380V , MOVOL:460V , MOVOL:575V) + FREQ:60HZ , (MOVOL:230V , MOVOL:400V , MOVOL:500V) + FREQ:50HZ + HAT:Y) + (MODEL:ZR45_08 , MODEL:ZT45_08) + IDRY:ID + PRESS:7.5BAR



18.4 - Dryer components ID 136

((MOVOL:230V , MOVOL:380V , MOVOL:460V , MOVOL:575V) + FREQ:60HZ , (MOVOL:230V , MOVOL:400V , MOVOL:500V) + FREQ:50HZ + HAT:Y) + (MODEL:ZR45_08 , MODEL:ZT45_08) + IDRY:ID + PRESS:7.5BAR

Ref	Part Number	Qty	Name	Validity
7160	0697 9809 21	1	LOCK NUT	(28/05/2013 - ...) MOVOL:380V , MOVOL:400V
7170	0348 0101 13	2	CABLE TIE	(28/05/2013 - ...) MOVOL:230V , MOVOL:500V , MOVOL:575V
7210	0129 3115 00	3	BLIND RIVET	(28/05/2013 - ...) MOVOL:230V , MOVOL:500V , MOVOL:575V

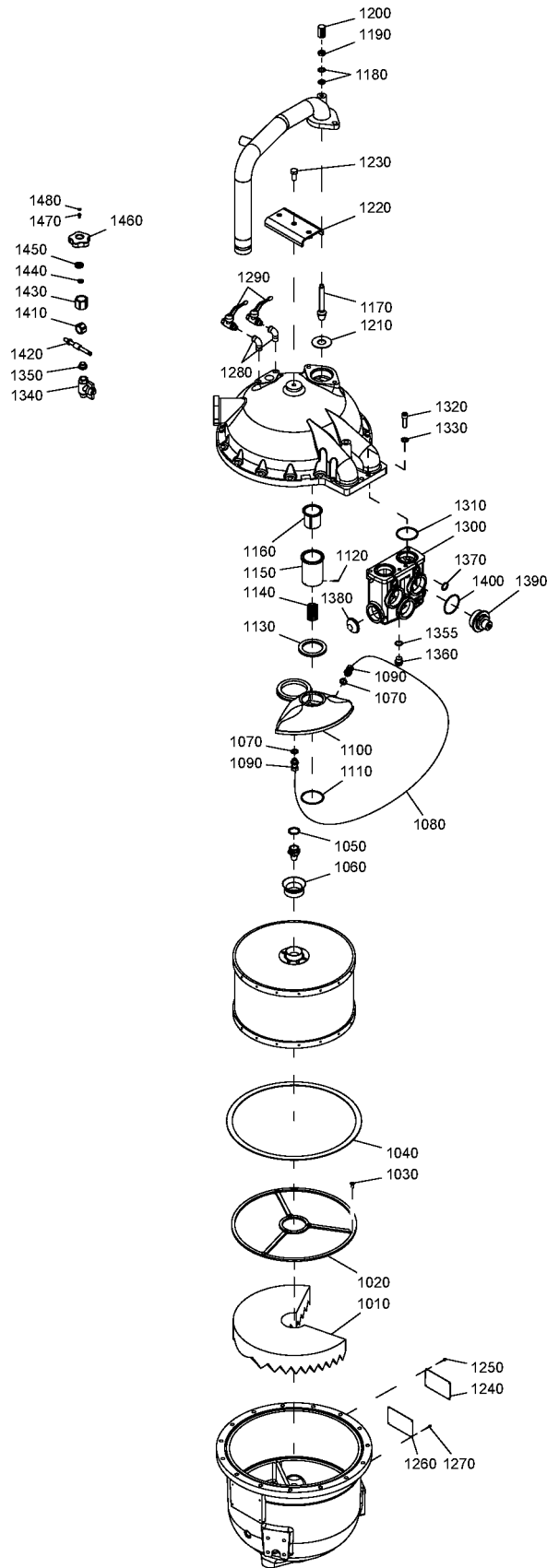
Legend:

FREQ:50HZ - Frequency:50 Hz
IDRY:ID - Integrated dryer:ID dryer
MOVOL:230V - Supply voltage:230 V
MOVOL:460V - Supply voltage:460 V
PRESS:7.5BAR - Working pressure:7.5 bar

FREQ:60HZ - Frequency:60 Hz
MODEL:ZR45_08 - Model:ZR 45
MOVOL:380V - Supply voltage:380 V
MOVOL:500V - Supply voltage:500 V

HAT:Y - High ambient temperature version:High ambient condition
MODEL:ZT45_08 - Model:ZT 45
MOVOL:400V - Supply voltage:400 V
MOVOL:575V - Supply voltage:575 V

19.1 - Mounts on vessel IMD 50 (14/01/2009 - 08/01/2013)
 (MODEL:ZR30_08 , MODEL:ZR37_08 , MODEL:ZT30_08 , MODEL:ZT37_08) + IDRY:IMD



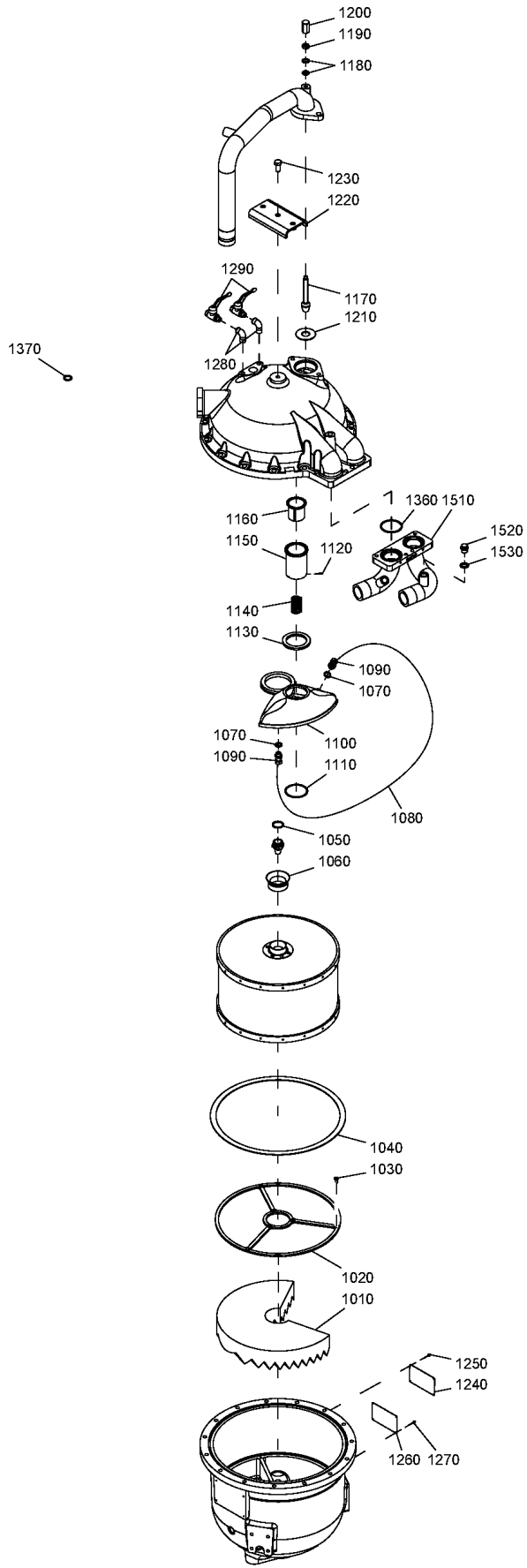
19.1 - Mounts on vessel IMD 50 (14/01/2009 - 08/01/2013)

(MODEL:ZR30_08 , MODEL:ZR37_08 , MODEL:ZT30_08 , MODEL:ZT37_08) + IDRY:IMD

Ref	Part Number	Qty	Name	Validity
1010	1617 5126 10	1	DEMISTER	(30/07/2009 - 08/01/2013)
1020	1617 5151 00	1	SEAL RING	(30/07/2009 - 08/01/2013)
1030	0216 1957 49	1	SCREW	(30/07/2009 - 08/01/2013)
1040	1617 5149 00	1	RING	(30/07/2009 - 08/01/2013)
1050	0653 1162 00	1	FLAT GASKET	(30/07/2009 - 08/01/2013)
1060	1614 7606 00	1	SEALRING	(30/07/2009 - 08/01/2013)
1070	0653 1062 00	2	GASKET	(30/07/2009 - 08/01/2013)
1080	0072 5551 05	3	PIPE	(30/07/2009 - 08/01/2013)
1090	0581 0016 01	2	PIPE COUPLING	(30/07/2009 - 08/01/2013)
1100	1617 5113 00	1	SEAL SECTOR	(30/07/2009 - 08/01/2013)
1110	1617 5172 00	1	RING	(30/07/2009 - 08/01/2013)
1120	0111 1687 03	3	SPLIT PIN	(30/07/2009 - 08/01/2013)
1130	1617 5130 00	1	SEAL RING	(30/07/2009 - 08/01/2013)
1140	1617 7575 00	1	SPRING	(30/07/2009 - 08/01/2013)
1150	1617 5125 00	1	PIPE	(30/07/2009 - 08/01/2013)
1160	1617 5143 00	1	STRAINER	(30/07/2009 - 08/01/2013)
1170	1617 5783 00	1	VALVE	(30/07/2009 - 08/01/2013)
1180	0653 1056 00	2	FLAT GASKET	(30/07/2009 - 08/01/2013)
1190	0261 2112 00	1	HEXAGON NUT	(30/07/2009 - 08/01/2013)
1200	1617 5285 00	1	CAP NUT	(30/07/2009 - 08/01/2013)
1210	1617 5241 00	1	RING	(30/07/2009 - 08/01/2013)
1220	1622 7028 00	1	SUPPORT	(30/07/2009 - 08/01/2013)
1230	0147 1400 03	1	HEX.BOLT	(30/07/2009 - 08/01/2013)
1240	1202 2339 00	1	PLATE DATA	(30/07/2009 - 08/01/2013)
1250	0129 3103 00	4	BLIND RIVET	(30/07/2009 - 08/01/2013)
1260	1624 4764 00	1	LABEL	(30/07/2009 - 08/01/2013)
1270	0129 3103 00	4	BLIND RIVET	(30/07/2009 - 08/01/2013)
1280	0560 1303 03	2	FITTING	(30/07/2009 - 08/01/2013)
1290	0852 0010 29	2	BALL VALVE	(30/07/2009 - 08/01/2013)
1300	1617 5136 00	1	HOUSING	(30/07/2009 - 08/01/2013)
1310	0663 2105 98	2	O-RING	(30/07/2009 - 08/01/2013)
1320	0211 1964 07	4	SCREW	(30/07/2009 - 08/01/2013)
1330	0301 2344 00	4	WASHER	(30/07/2009 - 08/01/2013)
1340	0852 0010 09	1	VALVE	(30/07/2009 - 08/01/2013)
1350	1202 8854 00	1	HUM.INDICATOR	(30/07/2009 - 08/01/2013)
1355	0653 1100 00	1	FLAT GASKET	(30/07/2009 - 08/01/2013)
1360	0686 3716 30	1	HEXAGON PLUG	(30/07/2009 - 08/01/2013)
1370	0653 1115 00	2	GASKET	(30/07/2009 - 08/01/2013)
1380	1617 5138 00	3	VALVE	(30/07/2009 - 08/01/2013)
1390	1617 5139 00	3	COVER	(30/07/2009 - 08/01/2013)
1400	0663 2112 24	3	O-RING	(30/07/2009 - 08/01/2013)
1410	1617 5140 00	3	NUT	(30/07/2009 - 08/01/2013)
1420	1617 5141 00	3	SPINDLE	(30/07/2009 - 08/01/2013)
1430	1614 7593 00	3	NUT	(30/07/2009 - 08/01/2013)
1440	0663 2112 25	3	O-RING	(30/07/2009 - 08/01/2013)
1450	1617 5925 00	3	RING	(30/07/2009 - 08/01/2013)
1460	1617 7405 00	3	WHEEL	(30/07/2009 - 08/01/2013)
1470	0147 1170 03	3	HEXAGON BOLT	(30/07/2009 - 08/01/2013)
1480	0301 2315 00	3	WASHER	(30/07/2009 - 08/01/2013)

Legend:IDRY:IMD - Integrated dryer:IMD dryer
MODEL:ZT30_08 - Model:ZT 30MODEL:ZR30_08 - Model:ZR 30
MODEL:ZT37_08 - Model:ZT 37

MODEL:ZR37_08 - Model:ZR 37



19.2 - Mounts on vessel IMD 50 (09/01/2013 - ...)
(MODEL:ZR30_08 , MODEL:ZR37_08 , MODEL:ZT30_08 , MODEL:ZT37_08) + IDRY:IMD

Ref	Part Number	Qty	Name	Validity
1010	1617 5126 10	1	DEMISTER	(09/01/2013 - ...)
1020	1617 5151 00	1	SEAL RING	(09/01/2013 - ...)
1030	0216 1957 49	1	SCREW	(09/01/2013 - ...)
1040	1617 5149 00	1	RING	(09/01/2013 - ...)
1050	0653 1162 00	1	FLAT GASKET	(09/01/2013 - ...)
1060	1614 7606 00	1	SEALRING	(09/01/2013 - ...)
1070	0653 1062 00	2	GASKET	(09/01/2013 - ...)
1080	0072 5551 05	3	PIPE	(09/01/2013 - ...)
1090	0581 0016 01	2	PIPE COUPLING	(09/01/2013 - ...)
1100	1617 5113 00	1	SEAL SECTOR	(09/01/2013 - ...)
1110	1617 5172 00	1	RING	(09/01/2013 - ...)
1120	0111 1687 03	3	SPLIT PIN	(09/01/2013 - ...)
1130	1617 5130 00	1	SEAL RING	(09/01/2013 - ...)
1140	1617 7575 00	1	SPRING	(09/01/2013 - ...)
1150	1617 5125 00	1	PIPE	(09/01/2013 - ...)
1160	1617 5143 00	1	STRAINER	(09/01/2013 - ...)
1170	1617 5783 00	1	VALVE	(09/01/2013 - 21/01/2013)
1170	1627 2990 00	1	VALVE THROTTLE	(22/01/2013 - ...)
1180	0653 1056 00	2	FLAT GASKET	(09/01/2013 - ...)
1190	0261 2112 00	1	HEXAGON NUT	(09/01/2013 - 21/01/2013)
1190	5540 6824 00	1	NUT	(22/01/2013 - ...)
1200	1617 5285 00	1	CAP NUT	(09/01/2013 - 21/01/2013)
1200	1627 2989 00	1	NUT CAP	(22/01/2013 - ...)
1210	1617 5241 00	1	RING	(09/01/2013 - ...)
1220	1622 7028 00	1	SUPPORT	(09/01/2013 - ...)
1230	0147 1400 03	1	HEX.BOLT	(09/01/2013 - ...)
1240	1202 2339 00	1	PLATE DATA	(09/01/2013 - ...)
1250	0129 3103 00	4	BLIND RIVET	(09/01/2013 - ...)
1260	1624 4764 00	1	LABEL	(09/01/2013 - ...)
1270	0129 3103 00	4	BLIND RIVET	(09/01/2013 - ...)
1280	0560 1303 03	2	FITTING	(09/01/2013 - ...)
1290	0852 0010 29	2	BALL VALVE	(09/01/2013 - ...)
1360	0663 2105 98	2	O-RING	(29/04/2013 - ...)
1370	0653 1115 00	2	GASKET	(09/01/2013 - ...)
1510	1625 8579 00	1	PIPE	(09/01/2013 - ...)
1520	0686 3716 30	1	HEXAGON PLUG	(09/01/2013 - ...)
1530	0661 1000 40	1	SEAL WASHER	(09/01/2013 - ...)

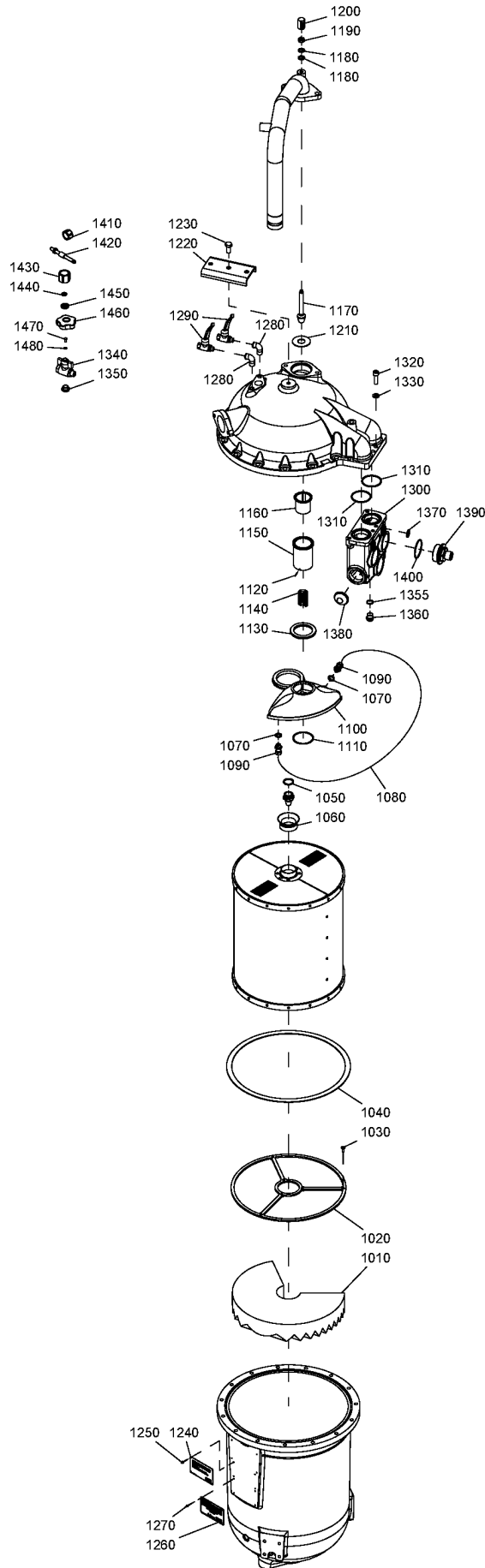
Legend:

IDRY:IMD - Integrated dryer:IMD dryer
MODEL:ZT30_08 - Model:ZT 30

MODEL:ZR30_08 - Model:ZR 30
MODEL:ZT37_08 - Model:ZT 37

MODEL:ZR37_08 - Model:ZR 37

19.3 - Mounts on vessel IMD 100 (14/01/2009 - 08/01/2013)
 (MODEL:ZR45_08 , MODEL:ZT45_08) + IDRY:IMD



19.3 - Mounts on vessel IMD 100 (14/01/2009 - 08/01/2013)

(MODEL:ZR45_08 , MODEL:ZT45_08) + IDRY:IMD

Ref	Part Number	Qty	Name	Validity
1010	1617 5126 10	1	DEMISTER	(30/07/2009 - 08/01/2013)
1020	1617 5151 00	1	SEAL RING	(30/07/2009 - 08/01/2013)
1030	0216 1957 49	1	HEX SOCK. SCREW	(30/07/2009 - 08/01/2013)
1040	1617 5149 00	1	RING	(30/07/2009 - 08/01/2013)
1050	0653 1162 00	1	FLAT GASKET	(30/07/2009 - 08/01/2013)
1060	1614 7606 00	1	SEALRING	(30/07/2009 - 08/01/2013)
1070	0653 1062 00	2	GASKET	(30/07/2009 - 08/01/2013)
1080	0072 5551 05	3	PIPE	(30/07/2009 - 08/01/2013)
1090	0581 0016 01	2	PIPE COUPLING	(30/07/2009 - 08/01/2013)
1100	1617 5113 00	1	SEAL SECTOR	(30/07/2009 - 08/01/2013)
1110	1617 5172 00	1	RING	(30/07/2009 - 08/01/2013)
1120	0111 1687 03	3	SPLIT PIN	(30/07/2009 - 08/01/2013)
1130	1617 5130 00	1	SEAL RING	(30/07/2009 - 08/01/2013)
1140	1617 7575 00	1	SPRING	(30/07/2009 - 08/01/2013)
1150	1617 5125 00	1	PIPE	(30/07/2009 - 08/01/2013)
1160	1617 5143 00	1	STRAINER	(30/07/2009 - 08/01/2013)
1170	1617 5783 00	1	VALVE	(30/07/2009 - 08/01/2013)
1180	0653 1056 00	2	FLAT GASKET	(30/07/2009 - 08/01/2013)
1190	0261 2112 00	1	HEXAGON NUT	(30/07/2009 - 08/01/2013)
1200	1617 5285 00	1	CAP NUT	(30/07/2009 - 08/01/2013)
1210	1617 5241 00	1	RING	(30/07/2009 - 08/01/2013)
1220	1622 7028 00	1	SUPPORT	(30/07/2009 - 08/01/2013)
1230	0147 1400 03	1	HEX.BOLT	(30/07/2009 - 08/01/2013)
1240	1202 2339 00	1	PLATE DATA	(30/07/2009 - 08/01/2013)
1250	0129 3103 00	4	BLIND RIVET	(30/07/2009 - 08/01/2013)
1260	1624 4764 00	1	LABEL	(30/07/2009 - 08/01/2013)
1270	0129 3103 00	4	BLIND RIVET	(30/07/2009 - 08/01/2013)
1280	0560 1303 03	2	FITTING	(30/07/2009 - 08/01/2013)
1290	0852 0010 29	2	BALL VALVE	(30/07/2009 - 08/01/2013)
1300	1617 5136 00	1	HOUSING	(30/07/2009 - 08/01/2013)
1310	0663 2105 98	2	O-RING	(30/07/2009 - 08/01/2013)
1320	0211 1964 07	4	SCREW	(30/07/2009 - 08/01/2013)
1330	0301 2344 00	4	WASHER	(30/07/2009 - 08/01/2013)
1340	0852 0010 09	1	VALVE	(30/07/2009 - 08/01/2013)
1350	1202 8854 00	1	HUM.INDICATOR	(30/07/2009 - 08/01/2013)
1355	0653 1100 00	1	FLAT GASKET	(30/07/2009 - 08/01/2013)
1360	0686 3716 30	1	HEXAGON PLUG	(30/07/2009 - 08/01/2013)
1370	0653 1115 00	2	GASKET	(30/07/2009 - 08/01/2013)
1380	1617 5138 00	3	VALVE	(30/07/2009 - 08/01/2013)
1390	1617 5139 00	3	COVER	(30/07/2009 - 08/01/2013)
1400	0663 2112 24	3	O-RING	(30/07/2009 - 08/01/2013)
1410	1617 5140 00	3	NUT	(30/07/2009 - 08/01/2013)
1420	1617 5141 00	3	SPINDLE	(30/07/2009 - 08/01/2013)
1430	1614 7593 00	3	PACKING NUT	(30/07/2009 - 08/01/2013)
1440	0663 2112 25	3	O-RING	(30/07/2009 - 08/01/2013)
1450	1617 5925 00	3	RING	(30/07/2009 - 08/01/2013)
1460	1617 7405 00	3	WHEEL	(30/07/2009 - 08/01/2013)
1470	0147 1170 03	3	HEXAGON BOLT	(30/07/2009 - 08/01/2013)
1480	0301 2315 00	3	WASHER	(30/07/2009 - 08/01/2013)

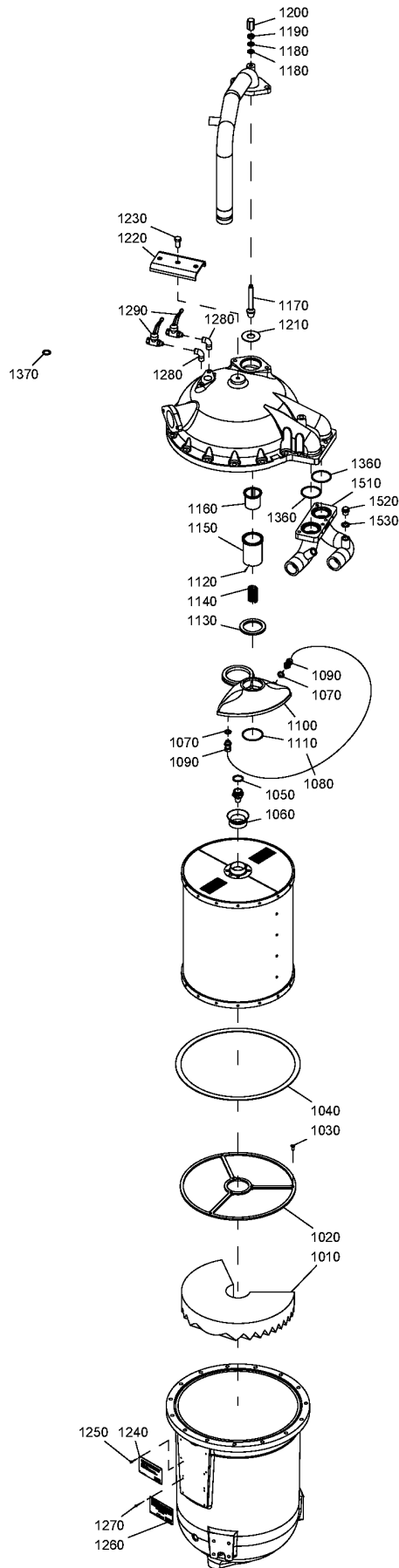
Legend:

IDRY:IMD - Integrated dryer:IMD dryer

MODEL:ZR45_08 - Model:ZR 45

MODEL:ZT45_08 - Model:ZT 45

19.4 - Mounts on vessel IMD 100 (09/01/2013 - ...)
 (MODEL:ZR45_08 , MODEL:ZT45_08) + IDRY:IMD



19.4 - Mounts on vessel IMD 100 (09/01/2013 - ...)

(MODEL:ZR45_08 , MODEL:ZT45_08) + IDRY:IMD

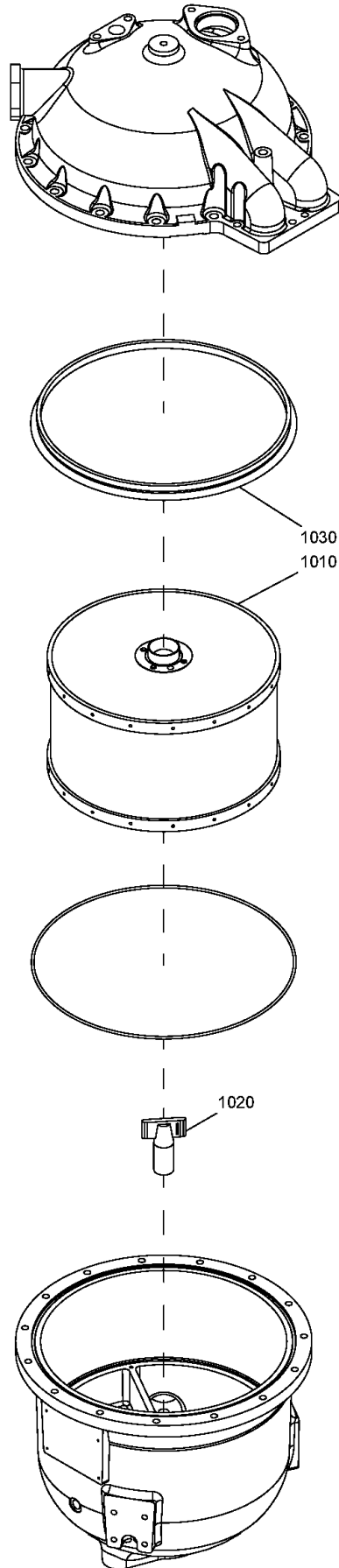
Ref	Part Number	Qty	Name	Validity
1010	1617 5126 10	1	DEMISTER	(09/01/2013 - ...)
1020	1617 5151 00	1	SEAL RING	(09/01/2013 - ...)
1030	0216 1957 49	1	HEX SOCK. SCREW	(09/01/2013 - ...)
1040	1617 5149 00	1	RING	(09/01/2013 - ...)
1050	0653 1162 00	1	FLAT GASKET	(09/01/2013 - ...)
1060	1614 7606 00	1	SEALRING	(09/01/2013 - ...)
1070	0653 1062 00	2	GASKET	(09/01/2013 - ...)
1080	0072 5551 05	3	PIPE	(09/01/2013 - ...)
1090	0581 0016 01	2	PIPE COUPLING	(09/01/2013 - ...)
1100	1617 5113 00	1	SEAL SECTOR	(09/01/2013 - ...)
1110	1617 5172 00	1	RING	(09/01/2013 - ...)
1120	0111 1687 03	3	SPLIT PIN	(09/01/2013 - ...)
1130	1617 5130 00	1	SEAL RING	(09/01/2013 - ...)
1140	1617 7575 00	1	SPRING	(09/01/2013 - ...)
1150	1617 5125 00	1	PIPE	(09/01/2013 - ...)
1160	1617 5143 00	1	STRAINER	(09/01/2013 - ...)
1170	1617 5783 00	1	VALVE	(09/01/2013 - 21/01/2013)
1170	1627 2990 00	1	VALVE THROTTLE	(22/01/2013 - ...)
1180	0653 1056 00	2	FLAT GASKET	(09/01/2013 - ...)
1190	0261 2112 00	1	HEXAGON NUT	(09/01/2013 - 21/01/2013)
1190	5540 6824 00	1	NUT	(22/01/2013 - ...)
1200	1617 5285 00	1	CAP NUT	(09/01/2013 - 21/01/2013)
1200	1627 2989 00	1	NUT CAP	(22/01/2013 - ...)
1210	1617 5241 00	1	RING	(09/01/2013 - ...)
1220	1622 7028 00	1	SUPPORT	(09/01/2013 - ...)
1230	0147 1400 03	1	HEX.BOLT	(09/01/2013 - ...)
1240	1202 2339 00	1	PLATE DATA	(09/01/2013 - ...)
1250	0129 3103 00	4	BLIND RIVET	(09/01/2013 - ...)
1260	1624 4764 00	1	LABEL	(09/01/2013 - ...)
1270	0129 3103 00	4	BLIND RIVET	(09/01/2013 - ...)
1280	0560 1303 03	2	FITTING	(09/01/2013 - ...)
1290	0852 0010 29	2	BALL VALVE	(09/01/2013 - ...)
1360	0663 2105 98	2	O-RING	(29/04/2013 - ...)
1370	0653 1115 00	2	GASKET	(09/01/2013 - ...)
1510	1625 8579 00	1	PIPE	(09/01/2013 - ...)
1520	0686 3716 30	1	HEXAGON PLUG	(09/01/2013 - ...)
1530	0661 1000 40	1	SEAL WASHER	(09/01/2013 - ...)

Legend:

IDRY:IMD - Integrated dryer:IMD dryer

MODEL:ZR45_08 - Model:ZR 45

MODEL:ZT45_08 - Model:ZT 45



19.5 - Rotor

IDRY:IMD



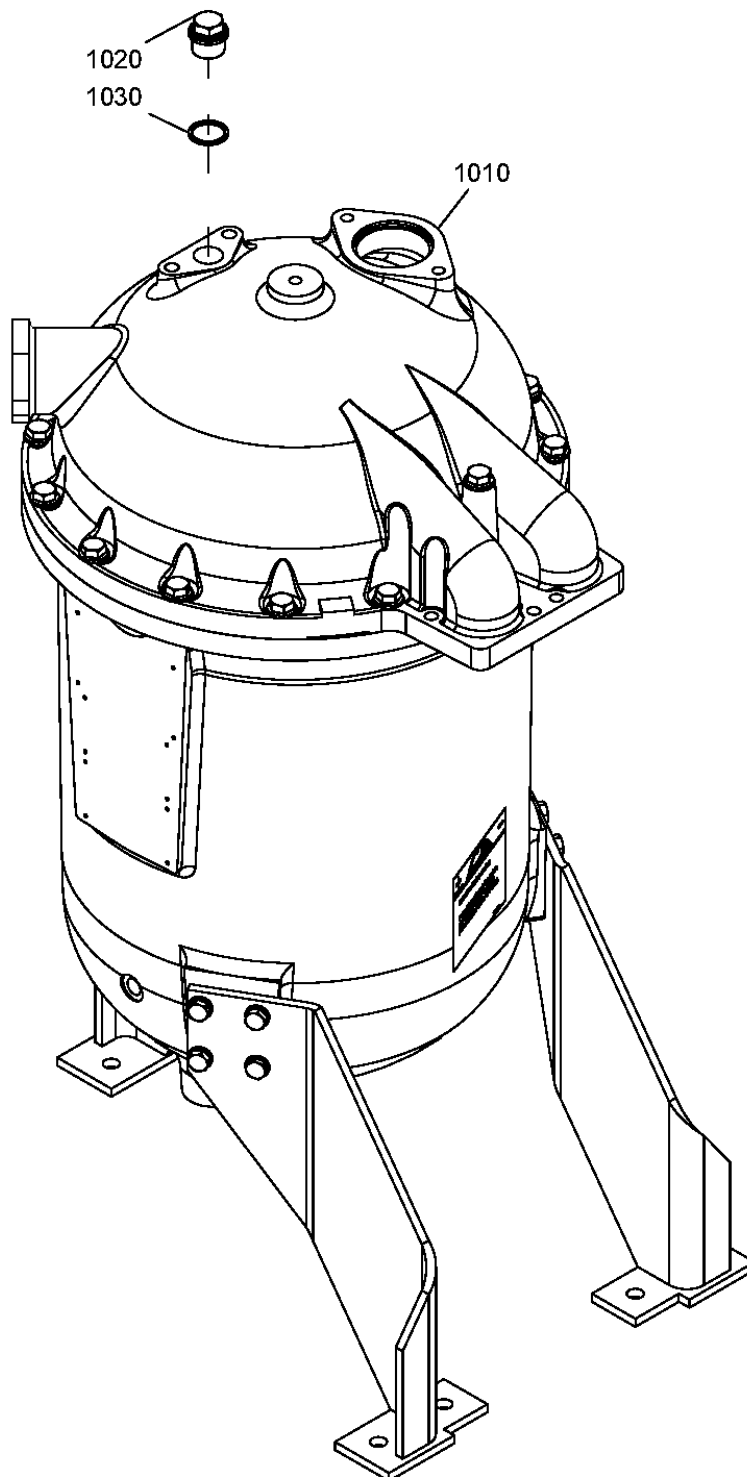
Ref	Part Number	Qty	Name	Validity
1010	1617-5115-19	1	ROTOR	(30/07/2009 - ...) MODEL:ZR30_08 , MODEL:ZR37_08 , MODEL:ZT30_08 , MODEL:ZT37_08
	↻ Substituted by:	1617 5115 79 - ROTOR (quantity: 1)		
1010	1617-5116-19	1	ROTOR	(30/07/2009 - ...) MODEL:ZR45_08 , MODEL:ZT45_08
	↻ Substituted by:	1617 5116 79 - ROTOR (quantity: 1)		
1020	1617 5153 00	1	COUPLING	(30/07/2009 - ...)
1030	1617 5380 08	1	SEAL RING	(30/07/2009 - ...)

Legend:

IDRY:IMD - Integrated dryer:IMD dryer
MODEL:ZR45_08 - Model:ZR 45
MODEL:ZT45_08 - Model:ZT 45

MODEL:ZR30_08 - Model:ZR 30
MODEL:ZT30_08 - Model:ZT 30

MODEL:ZR37_08 - Model:ZR 37
MODEL:ZT37_08 - Model:ZT 37



19.6 - Vessel assembly

IDRY:IMD

Atlas Copco

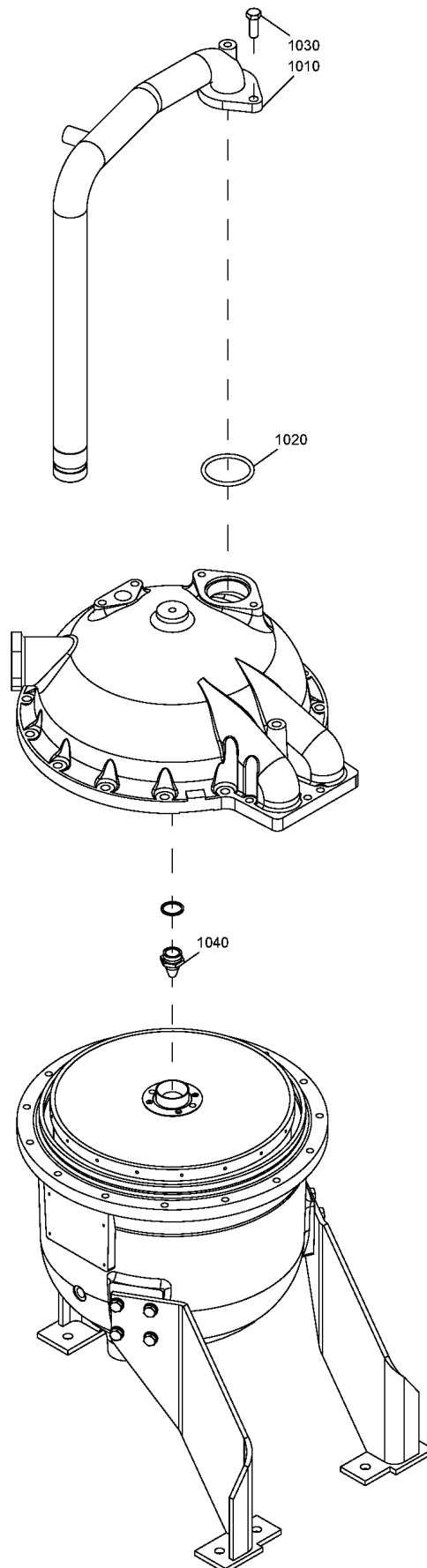
Ref	Part Number	Qty	Name	Validity
1010	1617 5797 86	1	VESSEL	(30/07/2009 - ...) (MODEL:ZR30_08 , MODEL:ZR37_08 , MODEL:ZT30_08 , MODEL:ZT37_08) + MAPPR:CEASME
1010	1617 5797 84	1	VESSEL	(30/07/2009 - ...) (MODEL:ZR30_08 , MODEL:ZR37_08 , MODEL:ZT30_08 , MODEL:ZT37_08) + MAPPR:ML
1010	1617 5797 88	1	VESSEL	(30/07/2009 - ...) (MODEL:ZR30_08 , MODEL:ZR37_08 , MODEL:ZT30_08 , MODEL:ZT37_08) + MAPPR:LLAS1210
1010	1617 5798 84	1	VESSEL	(30/07/2009 - ...) (MODEL:ZR45_08 , MODEL:ZT45_08) + MAPPR:ML
1010	1617 5798 86	1	VESSEL	(30/07/2009 - ...) (MODEL:ZR45_08 , MODEL:ZT45_08) + MAPPR:CEASME
1010	1617 5798 88	1	VESSEL	(30/07/2009 - ...) (MODEL:ZR45_08 , MODEL:ZT45_08) + MAPPR:LLAS1210
1020	0830 1008 11	1	SAFETY VALVE	(30/07/2009 - 21/01/2013)
1020	0686 3716 35	1	HEXAGON PLUG	(22/01/2013 - ...)
1030	0653 1162 00	1	FLAT GASKET	(30/07/2009 - ...)

Legend:

IDRY:IMD - Integrated dryer:IMD dryer
MAPPR:ML - Pressure Vessel Approval:ML
MODEL:ZR45_08 - Model:ZR 45
MODEL:ZT45_08 - Model:ZT 45

MAPPR:CEASME - Pressure Vessel Approval:CE / ASME
MODEL:ZR30_08 - Model:ZR 30
MODEL:ZT30_08 - Model:ZT 30

MAPPR:LLAS1210 - Pressure Vessel Approval:Lloyds / AS1210
MODEL:ZR37_08 - Model:ZR 37
MODEL:ZT37_08 - Model:ZT 37

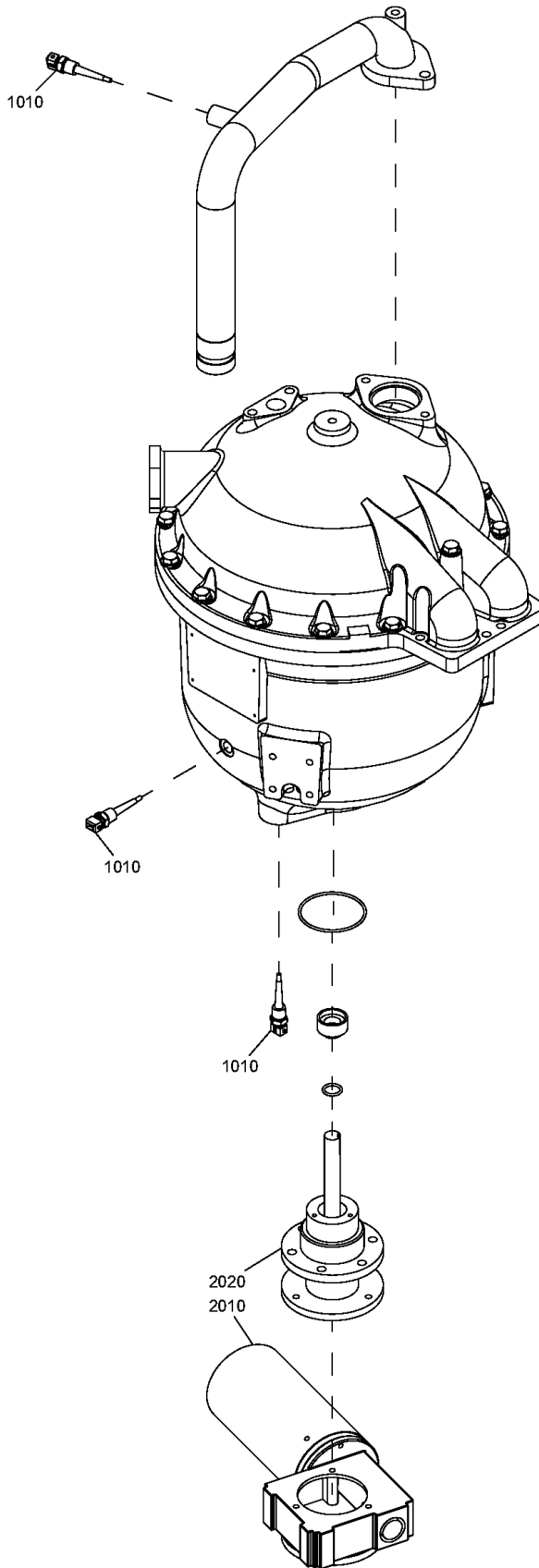


19.7 - Connection set

IDRY:IMD

Ref	Part Number	Qty	Name	Validity
1010	1627 2927 00	1	PIPE	(09/01/2013 - 21/01/2013)
1010	1627 2992 00	1	PIPE	(22/01/2013 - ...)
1020	0663 2107 15	1	O-RING	(09/01/2013 - ...)
1030	0147 1402 03	2	SCREW	(09/01/2013 - ...)
1040	1617 5129 04	1	NOZZLE	(09/01/2013 - ...)

Legend:IDRY:IMD - Integrated dryer:IMD dryer



19.8 - Electrical components

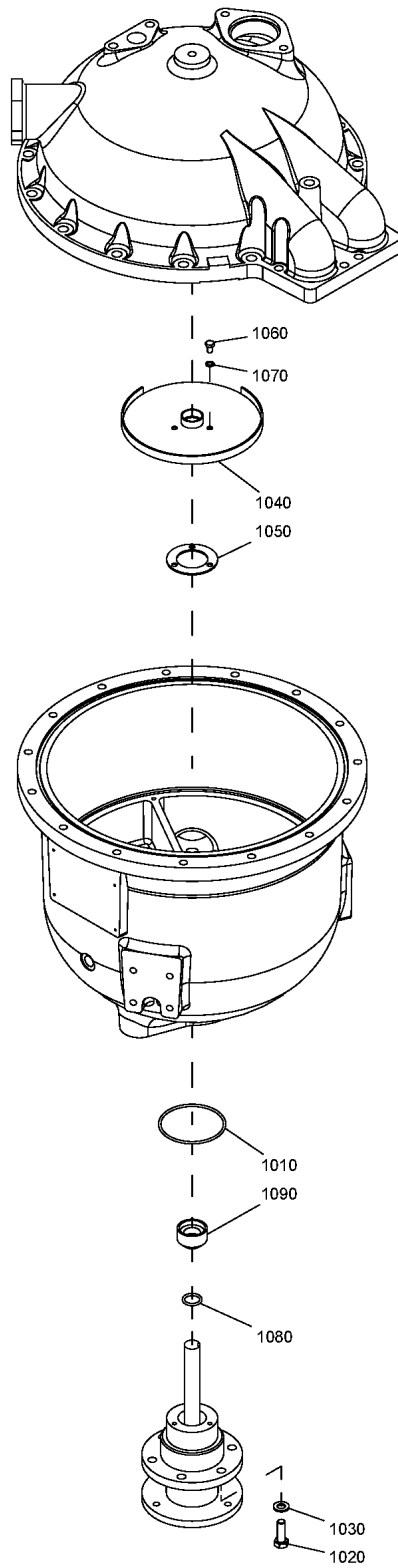
IDRY:IMD



Ref	Part Number	Qty	Name	Validity
1010	1089 0574 70	3	TEMP. SENSOR	(30/07/2009 - ...)
	1617 5840 82	1	DRIVE ASS'Y	(30/07/2009 - ...)
2010	• 1617 5839 02	1	MOTOR	
2020	• 1617 5840 00	1	GEARBOX	

Legend:

IDRY:IMD - Integrated dryer:IMD dryer



19.9 - Drive connection

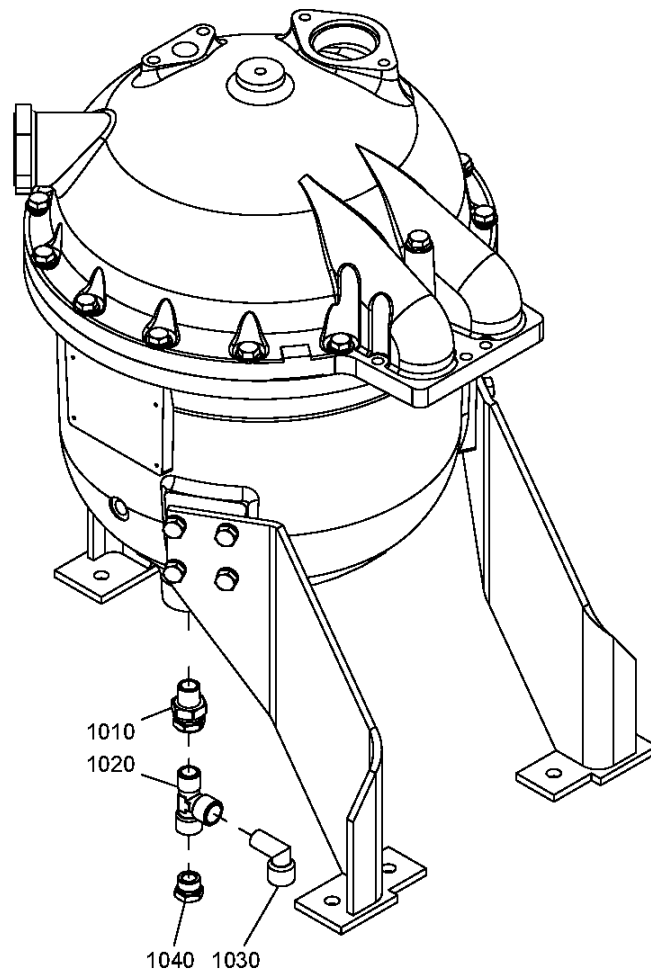
IDRY:IMD

Atlas Copco

Ref	Part Number	Qty	Name	Validity
1010	0663 6140 00	1	O-RING	(30/07/2009 - ...)
1020	0147 1363 03	6	HEX.BOLT	(30/07/2009 - ...)
1030	0301 2344 00	6	WASHER	(30/07/2009 - ...)
1040	1617 5221 00	1	PLATE	(30/07/2009 - ...)
1050	1617 5373 00	1	GASKET	(30/07/2009 - ...)
1060	0147 1958 33	3	SCREW	(30/07/2009 - ...)
1070	0333 3120 01	3	LOCK WASHER	(30/07/2009 - ...)
1080	0663 3125 00	1	O-RING	(30/07/2009 - ...)
1090	1617 5372 00	1	SEAL	(30/07/2009 - ...)

Legend:

IDRY:IMD - Integrated dryer:IMD dryer

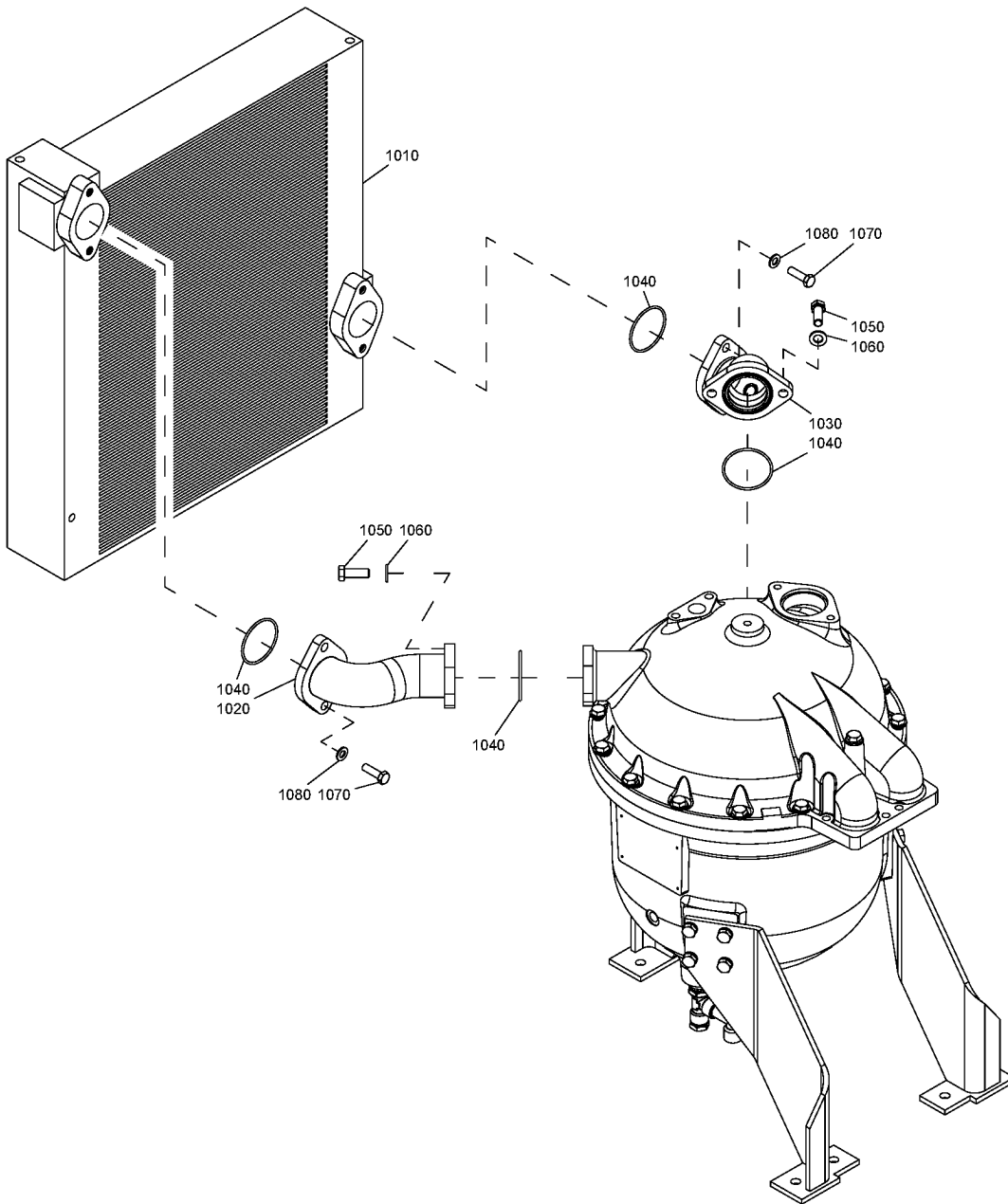


19.10 - Drain connection

IDRY:IMD

Ref	Part Number	Qty	Name	Validity
1010	0586 3000 10	1	UNION ELBOW	(30/07/2009 - ...)
1020	1503 2566 13	1	TEE	(30/07/2009 - ...)
1030	1503 2565 04	1	ELBOW	(30/07/2009 - ...)
1040	0605 8700 36	1	BUSHING	(30/07/2009 - ...)

Legend:IDRY:IMD - Integrated dryer:IMD dryer



19.11 - Coolers

IDRY:IMD

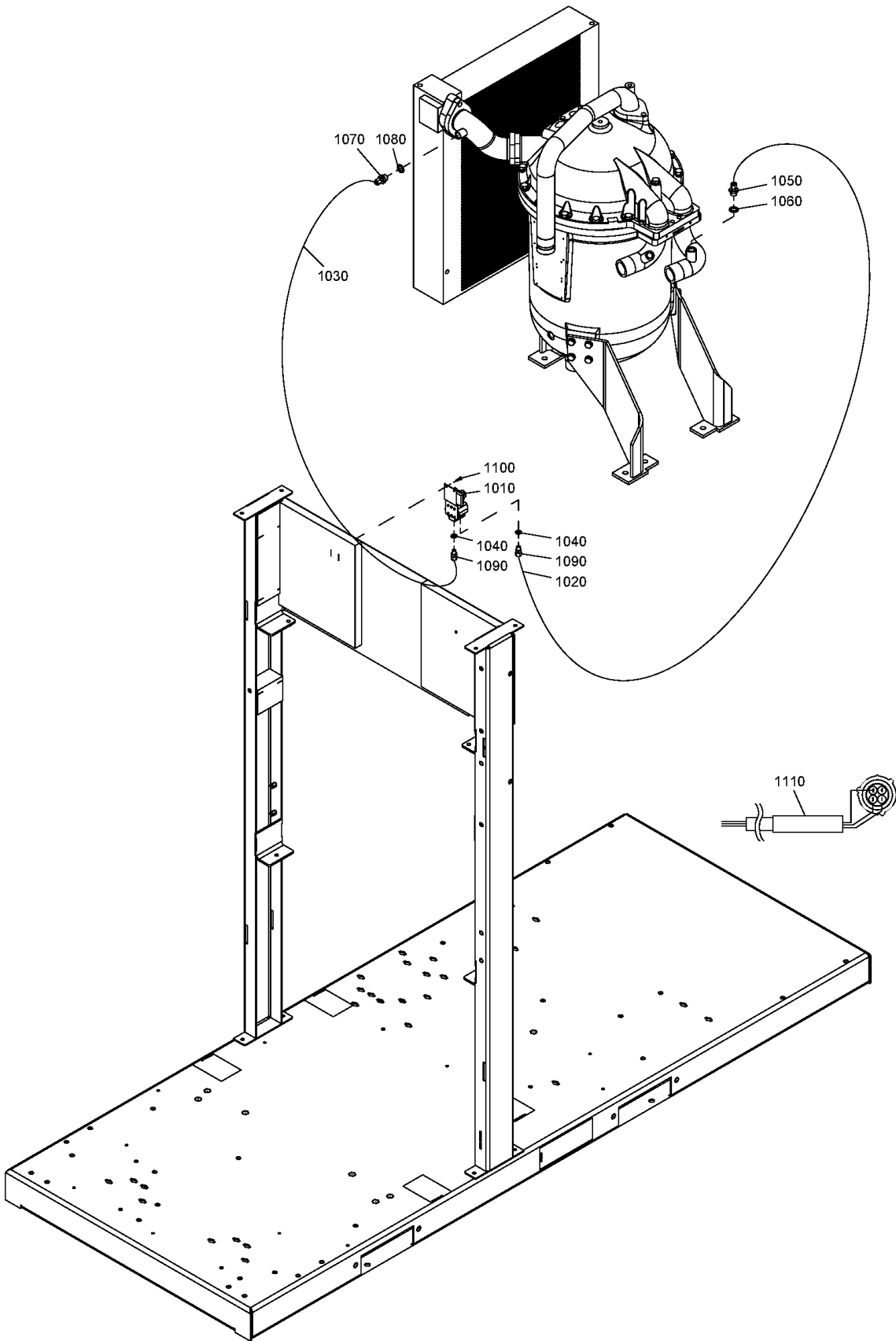
Ref	Part Number	Qty	Name	Validity
1010	1622 6028 00	1	COOLER	(30/07/2009 - ...)
1020	1622 6858 00	1	PIPE	(30/07/2009 - 08/01/2013)
1020	1625 8582 00	1	PIPE	(09/01/2013 - ...) MODEL:ZR45_08 , MODEL:ZT45_08 MODEL:ZR30_08 , MODEL:ZR37_08 , MODEL:ZT30_08 , MODEL:ZT37_08
1030	1622 7055 00	1	PIPE	(30/07/2009 - 08/01/2013) MODEL:ZR30_08 , MODEL:ZR37_08 , MODEL:ZT30_08 , MODEL:ZT37_08
1030	1627 2247 00	1	PIPE	(09/01/2013 - ...)
1030	1622 4959 00	1	PIPE	(30/07/2009 - 08/01/2013) MODEL:ZR45_08 , MODEL:ZT45_08
1040	0663 2102 89	4	O-RING	(30/07/2009 - ...)
1050	0147 1402 03	4	SCREW	(30/07/2009 - ...)
1060	0301 2358 00	4	PLAIN WASHER	(30/07/2009 - ...)
1070	0147 1364 03	4	HEX.BOLT	(30/07/2009 - ...)
1080	0301 2344 00	4	WASHER	(30/07/2009 - ...)

Legend:

IDRY:IMD - Integrated dryer:IMD dryer
MODEL:ZR45_08 - Model:ZR 45
MODEL:ZT45_08 - Model:ZT 45

MODEL:ZR30_08 - Model:ZR 30
MODEL:ZT30_08 - Model:ZT 30

MODEL:ZR37_08 - Model:ZR 37
MODEL:ZT37_08 - Model:ZT 37



19.12 - Pressure transducer

IDRY:IMD

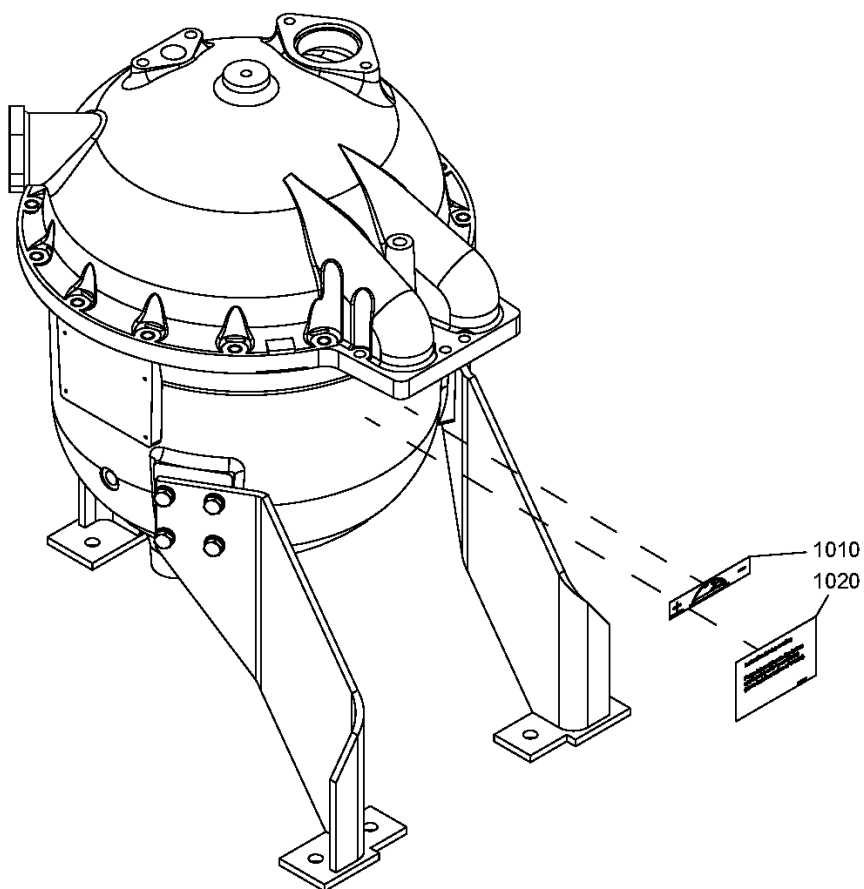
Atlas Copco

Ref	Part Number	Qty	Name	Validity
1010	1089 9625 07	1	SENSOR	(10/01/2013 - ...)
1020	0072 8402 90	AR	HOSE	(10/01/2013 - 21/01/2013)
1020	0070 6002 03	AR	PLASTIC TUBE	(22/01/2013 - ...)
1030	0070 6002 03	AR	PLASTIC TUBE	(22/01/2013 - ...)
1030	0072 8402 90	AR	HOSE	(10/01/2013 - 21/01/2013)
1040	0661 1000 42	2	SEAL WASHER	(10/01/2013 - ...)
1050	0581 0001 02	1	NIPPLE	(10/01/2013 - ...)
1060	0661 1000 40	1	SEAL WASHER	(10/01/2013 - ...)
1070	0581 0001 02	1	NIPPLE	(10/01/2013 - ...)
1080	0661 1000 40	1	SEAL WASHER	(10/01/2013 - ...)
1090	0581 0000 38	2	PIPE COUPLING	(10/01/2013 - ...)
1100	0147 1172 03	2	BOLT HEXAGON	(10/01/2013 - ...)
1110	1627 2906 00	1	CABLE SENSOR	(10/01/2013 - ...)

Legend:

IDRY:IMD - Integrated dryer:IMD dryer

1030



19.13 - Marking

IDRY:IMD

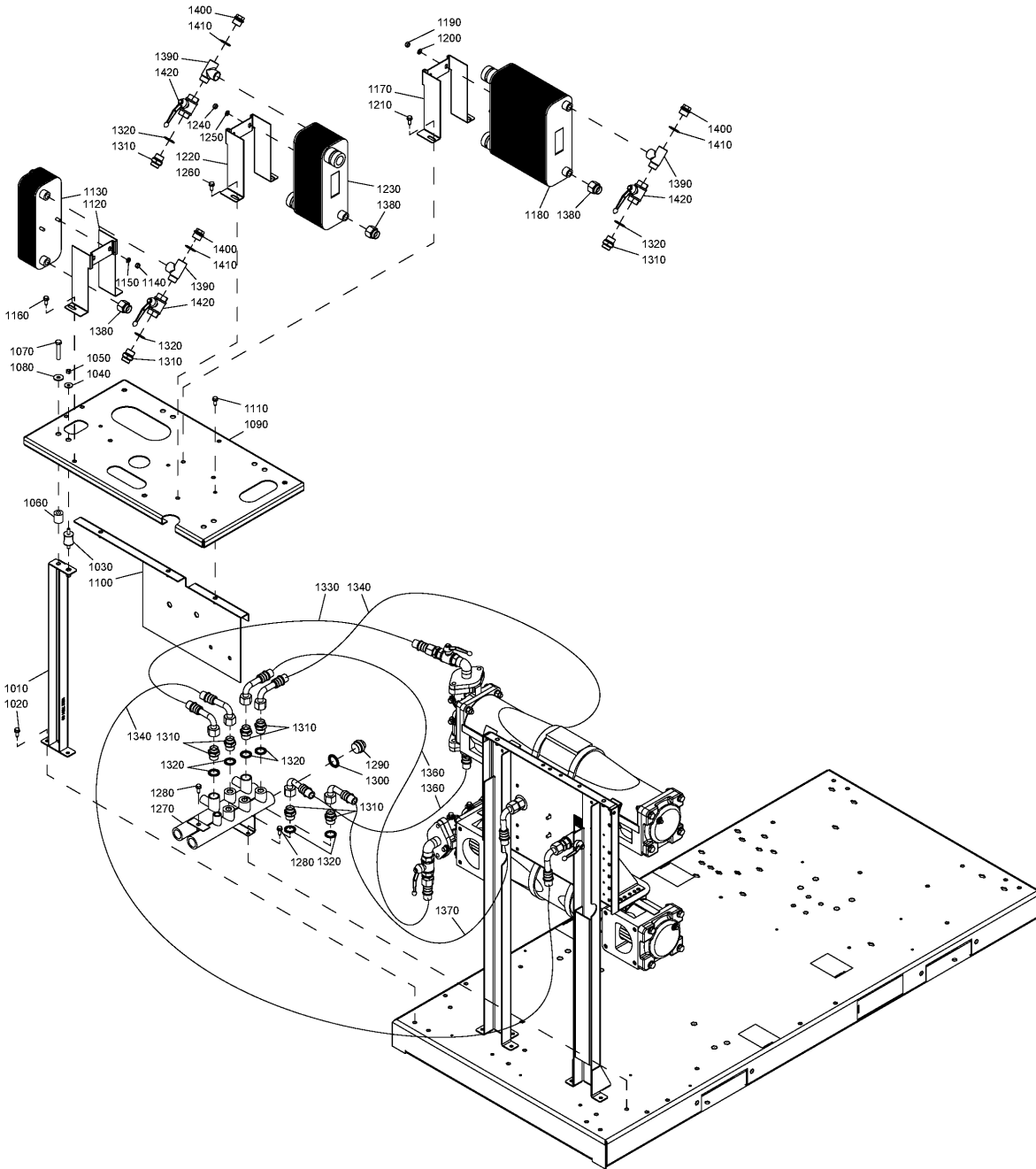


Ref	Part Number	Qty	Name	Validity
1010	1202 2227 00	1	LABEL	(30/07/2009 - 08/09/2010)
1010	1202 2230 00	1	LABEL	(09/09/2010 - ...)
1020	1619 7420 00	1	DECAL	(30/07/2009 - ...)
1030	1088 1001 02	1	WARNING MARK	(30/07/2009 - ...)

Legend:

IDRY:IMD - Integrated dryer:IMD dryer

20.1 - Cooler and mounting ZR (03/11/2008 - 19/10/2014)
 MODEL:ZR30_08 , MODEL:ZR37_08 , MODEL:ZR45_08



20.1 - Cooler and mounting ZR (03/11/2008 - 19/10/2014)

MODEL:ZR30_08 , MODEL:ZR37_08 , MODEL:ZR45_08

Ref	Part Number	Qty	Name	Validity
1010	1622 7581 00	4	STAY	(03/11/2008 - 19/10/2014)
1020	0147 1963 08	8	HEX. SCREW	(03/11/2008 - 19/10/2014)
1030	0392 1300 01	4	VIBRATION DAMPER	(03/11/2008 - 19/10/2014)
1040	0300 8019 00	4	WASHER	(03/11/2008 - 19/10/2014)
1050	0266 2110 00	4	NUT	(03/11/2008 - 19/10/2014)
1060	1202 6668 14	4	SPACER	(03/11/2008 - 19/10/2014)
1070	0147 1964 33	4	HEXAGON BOLT	(03/11/2008 - 19/10/2014)
1080	0300 0274 17	4	WASHER	(03/11/2008 - 19/10/2014)
1090	1622 7580 00	1	PLATE	(03/11/2008 - 19/10/2014)
1100	1622 7593 00	1	PLATE	(03/11/2008 - 19/10/2014)
1110	0147 1963 08	3	HEX. SCREW	(03/11/2008 - 19/10/2014)
1120	1622 7595 00	1	SUPPORT	(03/11/2008 - 19/10/2014)
1130	1622 4995 00	1	OILCOOLER	(03/11/2008 - 03/06/2011)
	☞ Substituted by: 1625 8574 00 - COOLER (quantity: 1)			
1130	1625 8574 00	1	COOLER	(04/06/2011 - 19/10/2014)
1140	0266 2110 00	2	NUT	(03/11/2008 - 19/10/2014)
1150	0301 2335 00	2	PLAIN WASHER	(03/11/2008 - 19/10/2014)
1160	0147 1963 08	2	HEX. SCREW	(03/11/2008 - 19/10/2014)
1170	1622 7595 00	1	SUPPORT	(03/11/2008 - 19/10/2014)
1180	1622 6897 00	1	INTERCOOLER	(03/11/2008 - 19/10/2014)
	☞ Substituted by: 1630 1247 00 - COOLER INTER ZR (quantity: 1)			
1190	0266 2110 00	2	NUT	(03/11/2008 - 19/10/2014)
1200	0301 2335 00	2	PLAIN WASHER	(03/11/2008 - 19/10/2014)
1210	0147 1963 08	2	HEX. SCREW	(03/11/2008 - 19/10/2014)
1220	1622 7595 00	1	SUPPORT	(03/11/2008 - 19/10/2014)
1230	1622 6898 00	1	AFTERCOOLER	(03/11/2008 - 19/10/2014)
	☞ Substituted by: 1630 1248 00 - COOLER AFTER ZR (quantity: 1)			
1240	0266 2110 00	2	NUT	(03/11/2008 - 19/10/2014)
1250	0301 2335 00	2	PLAIN WASHER	(03/11/2008 - 19/10/2014)
1260	0147 1963 08	2	HEX. SCREW	(03/11/2008 - 19/10/2014)
1270	1622 4997 00	1	PIPE	(03/11/2008 - 19/10/2014)
1280	0147 1963 08	2	HEX. SCREW	(03/11/2008 - 19/10/2014)
1290	0686 4208 00	2	PLUG	(03/11/2008 - 19/10/2014)
1300	0661 1000 60	2	SEAL	(03/11/2008 - 19/10/2014)
1310	1619 5509 00	9	NIPPLE	(03/11/2008 - 19/10/2014)
1320	0661 1000 43	9	SEAL WASHER	(03/11/2008 - 19/10/2014)
1330	0574 8235 32	1	FLEXIBLE	(03/11/2008 - 19/10/2014)
1340	0574 8235 37	2	HOSE ASSEMBLY	(03/11/2008 - 19/10/2014)
1360	0574 9911 28	2	HOSE ASSEMBLY	(03/11/2008 - 19/10/2014)
1370	0574 9911 09	1	HOSE ASSEMBLY	(03/11/2008 - 19/10/2014)
	☞ Substituted by: 2903 1003 09 - (=0574991109)HOSE (quantity: 1)			
1380	0571 0035 37	3	NIPPLE	(03/11/2008 - 19/10/2014)
1390	0560 4401 34	3	TEE	(03/11/2008 - 19/10/2014)
1400	0686 3716 35	3	PLUG	(03/11/2008 - 19/10/2014)
1410	0661 1000 43	3	SEAL WASHER	(03/11/2008 - 19/10/2014)
1420	1619 6153 05	3	BALL VALVE	(03/11/2008 - 19/10/2014)

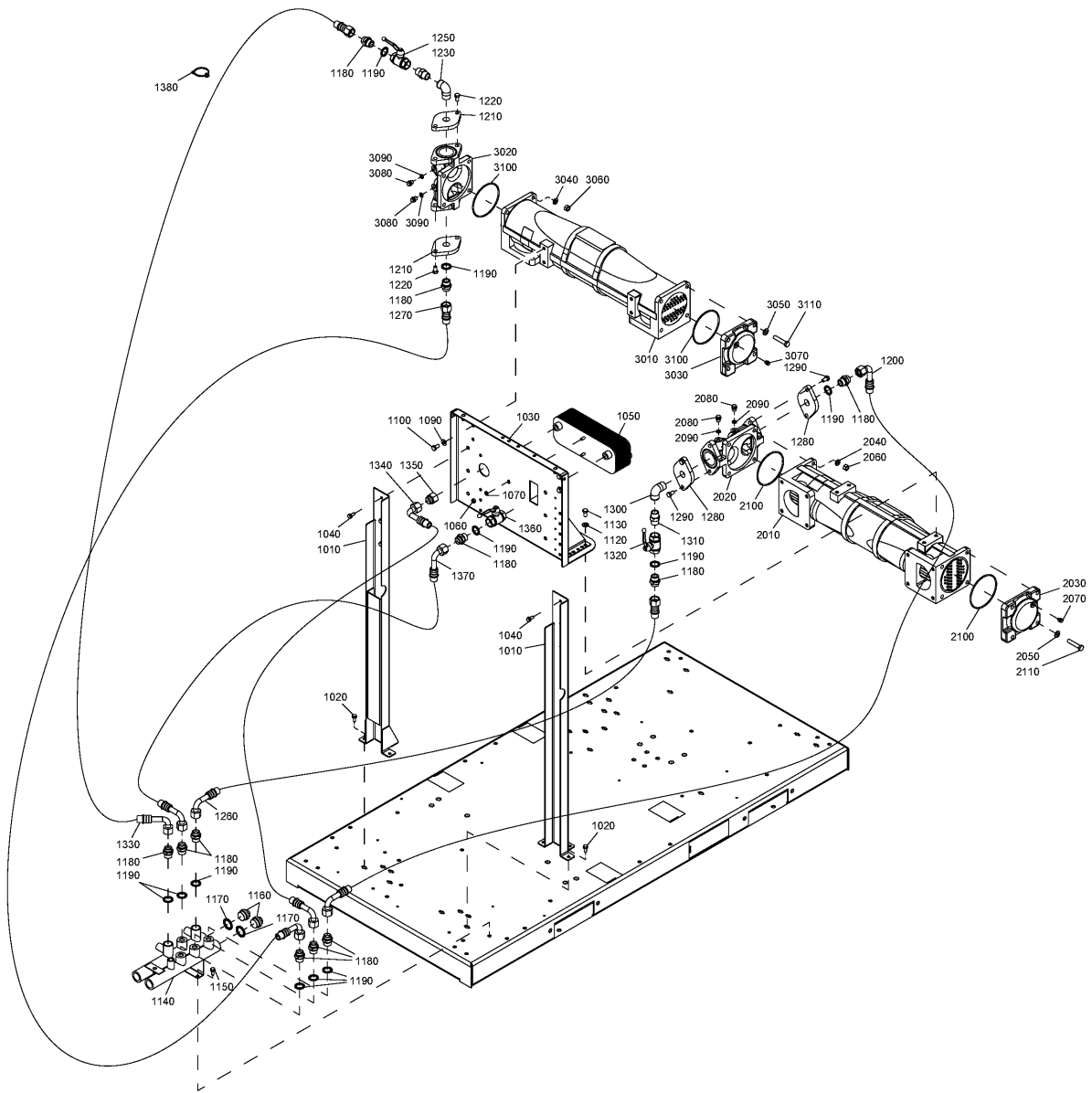
Legend:

MODEL:ZR30_08 - Model:ZR 30

MODEL:ZR37_08 - Model:ZR 37

MODEL:ZR45_08 - Model:ZR 45

20.2 - Cooler and mounting ZR (20/10/2014 - ...)
 MODEL:ZR30_08 , MODEL:ZR37_08 , MODEL:ZR45_08



20.2 - Cooler and mounting ZR (20/10/2014 - ...)

MODEL:ZR30_08 , MODEL:ZR37_08 , MODEL:ZR45_08

Ref	Part Number	Qty	Name	Validity
1010	1625 8595 00	2	SUPPORT	(20/10/2014 - ...)
1020	0147 1963 08	8	SCREW	(20/10/2014 - ...)
1030	1625 8827 00	1	SUPPORT COOLERS	(20/10/2014 - ...)
1040	0147 1963 08	6	SCREW	(20/10/2014 - ...)
1050	1625 8574 00	1	COOLER	(20/10/2014 - ...)
1060	0266 2110 00	2	NUT	(20/10/2014 - ...)
1070	0301 2335 00	2	PLAIN WASHER	(20/10/2014 - ...)
1090	0300 0274 38	4	WASHER	(20/10/2014 - ...)
	☞ Substituted by:	0301 2344 00	WASHER PLAIN (quantity: 1)	
1100	0147 1360 03	4	SCREW CAP	(20/10/2014 - ...)
1120	0300 0274 38	4	WASHER	(20/10/2014 - ...)
	☞ Substituted by:	0301 2344 00	WASHER PLAIN (quantity: 1)	
1130	0147 1360 03	4	SCREW CAP	(20/10/2014 - ...)
1140	1622 4997 00	1	PIPE	(20/10/2014 - ...)
1150	0147 1963 08	1	SCREW	(20/10/2014 - ...)
1160	0686 4208 00	2	HEXAGON PLUG	(20/10/2014 - ...)
1170	0661 1000 60	2	SEAL	(20/10/2014 - ...)
1180	1619 5509 00	10	NIPPLE	(20/10/2014 - ...)
1190	0661 1000 43	10	SEAL WASHER	(20/10/2014 - ...)
1200	0574 8235 37	1	HOSE ASSEMBLY	(20/10/2014 - ...)
1210	1625 8803 00	2	FLANGE	(20/10/2014 - ...)
1220	0147 1360 03	4	SCREW CAP	(20/10/2014 - ...)
1230	0560 1306 03	1	ELBOW	(20/10/2014 - ...)
1250	0852 0010 99	1	VALVE BALL	(20/10/2014 - ...)
1260	0574 8845 43	1	FLEXIBLE	(20/10/2014 - ...)
1270	0574 8235 45	1	FLEXIBLE	(20/10/2014 - ...)
1280	1625 8803 00	2	FLANGE	(20/10/2014 - ...)
1290	0147 1360 03	4	SCREW CAP	(20/10/2014 - ...)
1300	0560 1306 03	1	ELBOW	(20/10/2014 - ...)
1310	0603 4200 32	1	HOSE NIPPLE	(20/10/2014 - 29/01/2015)
1320	0852 0010 34	1	BALL VALVE	(30/01/2015 - ...)
1320	1619 6153 05	1	BALL VALVE	(20/10/2014 - 29/01/2015)
1330	0574 8235 51	1	FLEXIBLE	(20/10/2014 - ...)
1340	0574 8845 36	1	HOSE ASSEMBLY	(20/10/2014 - ...)
1350	0571 0035 37	1	NIPPLE	(20/10/2014 - ...)
1360	1619 6153 05	1	BALL VALVE	(20/10/2014 - ...)
1370	0574 8845 36	1	HOSE ASSEMBLY	(20/10/2014 - ...)
1380	0348 0102 12	3	CLAMP	(03/07/2015 - ...)
	1625 8581 80	1	COOLER WATER	(20/10/2014 - ...)
2010	• 1614 7861 00	1	RETURN BOX	
2020	• 1614 6666 00	1	WATERBOX	
2030	• 1625 8581 00	1	COOLER WATER	
2040	• 0333 2236 00	4	LOCK WASH	
2050	• 0301 2358 00	8	PLAIN WASHER	
2060	• 0266 2112 00	4	HEXAGON NUT	
2070	•	1	HEXAGON PLUG	
	☞ Service kits:	3001 1503 20	KIT COOLER ZR	
2080	•	2	PLUG 1/4 A A	
	☞ Service kits:	3001 1503 20	KIT COOLER ZR	
2090	•	2	SEAL WASHER	
	☞ Service kits:	3001 1503 20	KIT COOLER ZR	
2100	•	2	O-RING	
	☞ Service kits:	3001 1503 20	KIT COOLER ZR	

Legend:

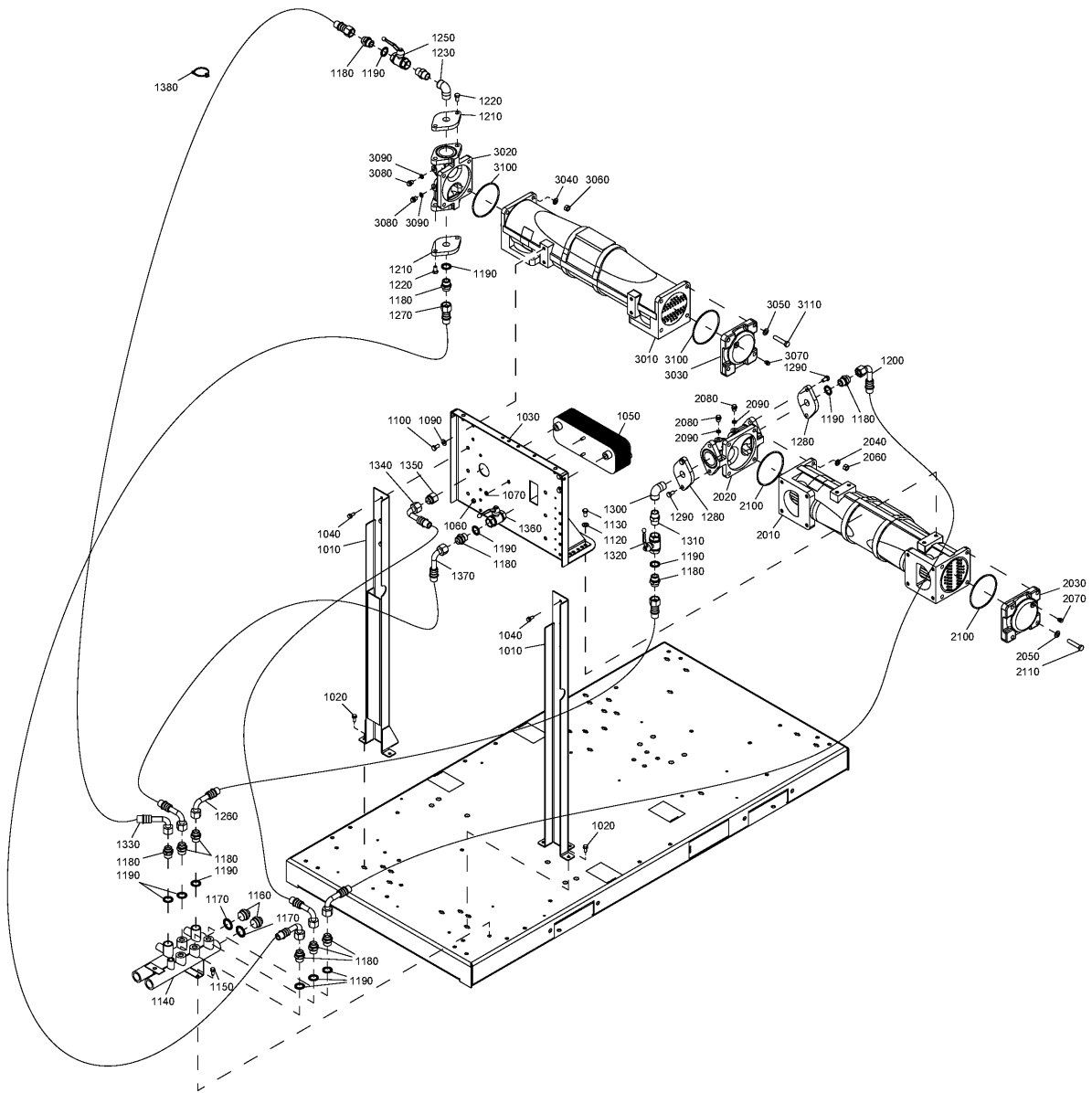
MODEL:ZR30_08 - Model:ZR 30

MODEL:ZR37_08 - Model:ZR 37

MODEL:ZR45_08 - Model:ZR 45

20.2 - Cooler and mounting ZR (20/10/2014 - ...)

MODEL:ZR30_08 , MODEL:ZR37_08 , MODEL:ZR45_08



20.2 - Cooler and mounting ZR (20/10/2014 - ...)

MODEL:ZR30_08 , MODEL:ZR37_08 , MODEL:ZR45_08

Ref	Part Number	Qty	Name	Validity
2110	• 0147 1963 89	8	SCREW	
	1625 8581 80	1	COOLER WATER	(20/10/2014 - ...)
3010	• 1614 7861 00	1	RETURN BOX	
3020	• 1614 6666 00	1	WATERBOX	
3030	• 1625 8581 00	1	COOLER WATER	
3040	• 0333 2236 00	4	LOCK WASHER	
3050	• 0301 2358 00	8	PLAIN WASHER	
3060	• 0266 2112 00	4	HEXAGON NUT	
3070	•	1	HEXAGON PLUG	
	🛠 Service kits:	3001 1503 20	- KIT COOLER ZR	
3080	•	2	PLUG 1/4 A A	
	🛠 Service kits:	3001 1503 20	- KIT COOLER ZR	
3090	•	2	SEAL WASHER	
	🛠 Service kits:	3001 1503 20	- KIT COOLER ZR	
3100	•	2	O-RING	
	🛠 Service kits:	3001 1503 20	- KIT COOLER ZR	
3110	• 0147 1963 89	8	SCREW	

Legend:

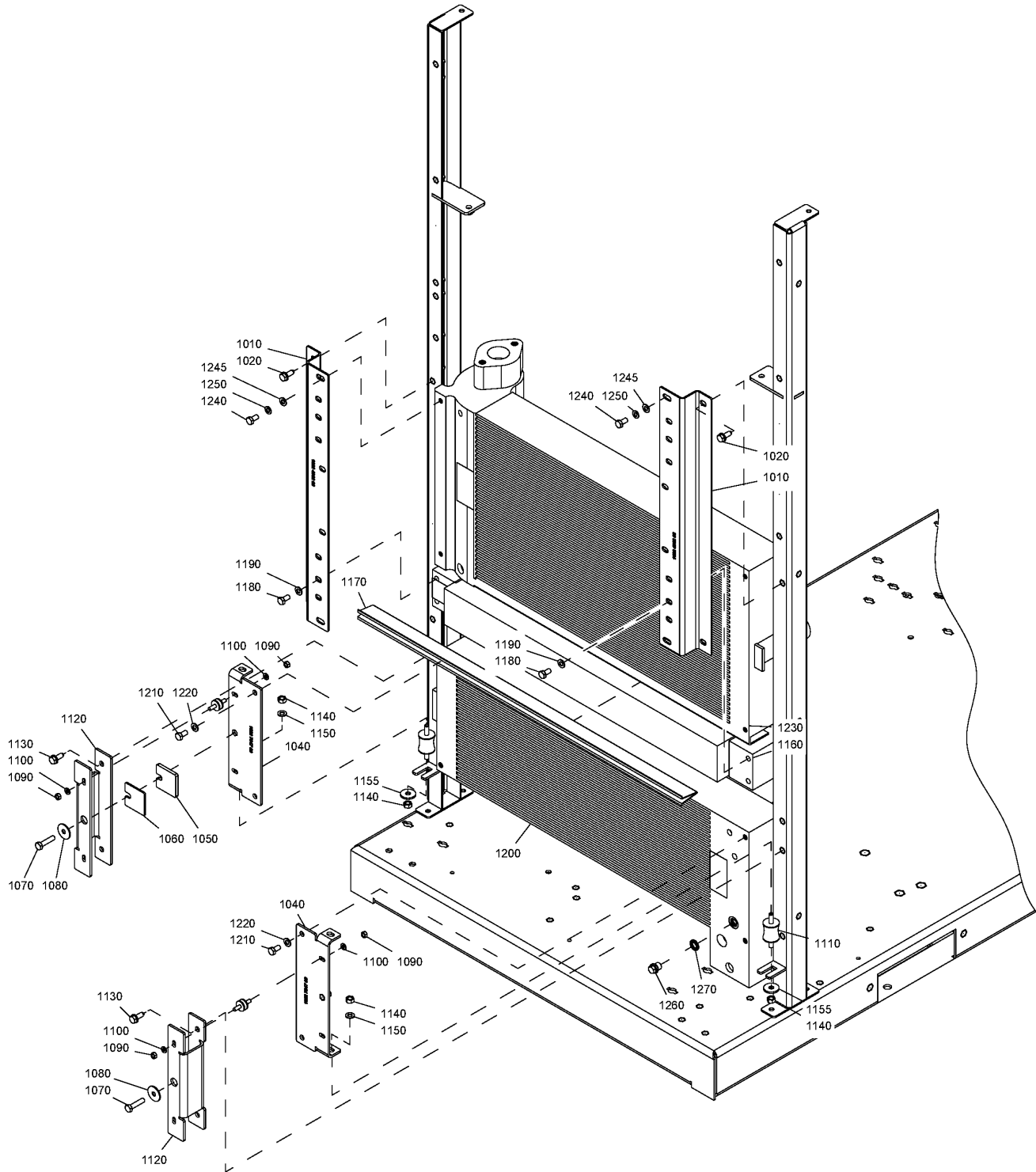
MODEL:ZR30_08 - Model:ZR 30

MODEL:ZR37_08 - Model:ZR 37

MODEL:ZR45_08 - Model:ZR 45

20.3 - Cooler and mounting ZT

MODEL:ZT30_08 , MODEL:ZT37_08 , MODEL:ZT45_08



20.3 - Cooler and mounting ZT

MODEL:ZT30_08 , MODEL:ZT37_08 , MODEL:ZT45_08

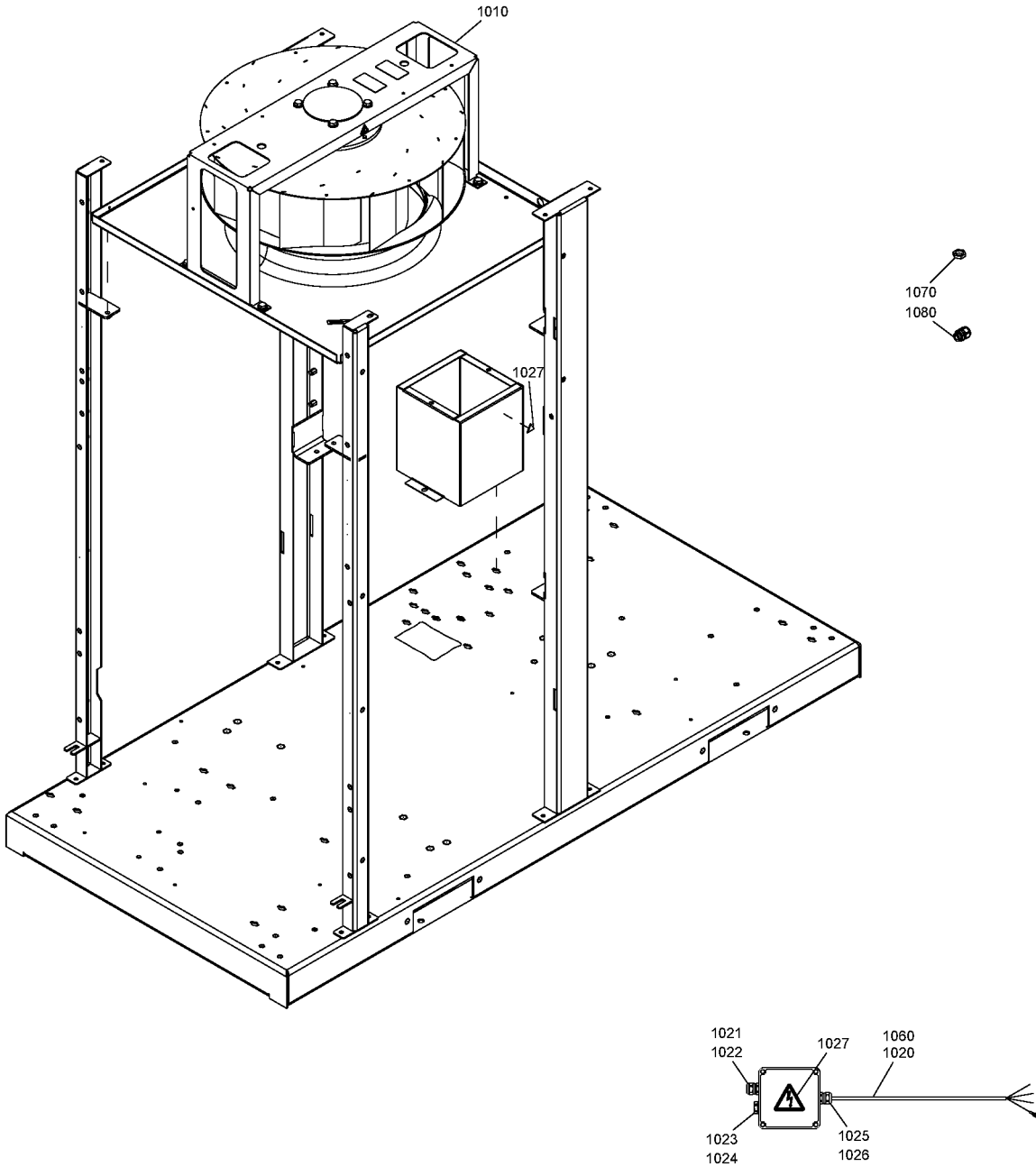
Ref	Part Number	Qty	Name	Validity
1010	1622 4962 00	2	SUPPORT	(03/11/2008 - ...)
1020	0147 1963 08	4	SCREW	(03/11/2008 - ...)
	0392 1100 36	4	VIBRATION DAMPER	(03/11/2008 - ...)
1040	1622 7047 00	2	SUPPORT	(03/11/2008 - ...)
1050	1622 7224 00	2	PLATE	(03/11/2008 - ...)
1060	1622 7532 00	2	PLATE	(03/11/2008 - ...)
1070	0147 1964 19	2	HEXAGON BOLT	(03/11/2008 - ...)
1080	0300 0274 94	2	PLAIN WASHER	(03/11/2008 - ...)
1090	0266 2108 00	8	HEXAGON NUT M6	(03/11/2008 - ...)
1100	0301 2321 00	8	PLAIN WASHER	(03/11/2008 - ...)
1110	0392 1300 01	2	VIBRATION DAMPER	(03/11/2008 - ...)
1120	1622 7048 00	2	BRACKET	(03/11/2008 - ...)
1130	0147 1963 08	4	SCREW	(03/11/2008 - ...)
1140	0266 2110 00	4	NUT	(03/11/2008 - ...)
1150	0301 2335 00	2	PLAIN WASHER	(03/11/2008 - ...)
1155	0300-0275-01	2	PLAIN WASHER	(03/11/2008 - ...)
	☞ Substituted by:	0300 0276 21	- WASHER (quantity: 1)	
1160	1622 1316 80	1	OILCOOLER ASSEMBLY	(03/11/2008 - ...) HAT:N
1160	1622 8150 80	1	COOLER OIL	(30/07/2009 - ...) HAT:Y
1170	1622 7543 00	1	SEAL	(03/11/2008 - ...) HAT:N
1170	1622 7543 00	2	SEAL	(30/07/2009 - ...) HAT:Y
1180	0147 1322 03	4	HEX. HEAD SCREW	(03/11/2008 - ...)
1190	0301 2335 00	4	PLAIN WASHER	(03/11/2008 - ...)
1200	1622 4939 00	1	COOLER	(03/11/2008 - ...)
1210	0147 1322 03	4	HEX. HEAD SCREW	(03/11/2008 - ...)
1220	0301 2335 00	4	PLAIN WASHER	(03/11/2008 - ...)
1230	1622 5249 80	1	AFTER COOLER ASSEMBLY	(03/11/2008 - ...)
1240	0147 1322 03	4	HEX. HEAD SCREW	(03/11/2008 - ...)
1245	0301 2335 00	4	PLAIN WASHER	(03/11/2008 - ...)
1250	0333 2174 37	4	SPRING WASHER	(03/11/2008 - ...)
1260	0686 3716 01	1	PLUG	(03/11/2008 - ...)
1270	0661 1000 38	1	SEAL WASHER	(03/11/2008 - ...)

Legend:

HAT:N - High ambient temperature version:reduced ambient condition (Increased FAD) - max 46° / 115°F
MODEL:ZT37_08 - Model:ZT 37

HAT:Y - High ambient temperature version:High ambient condition MODEL:ZT30_08 - Model:ZT 30
MODEL:ZT45_08 - Model:ZT 45

20.4 - Fan assembly - ZT - Common ZT 30/37 with reduced ambient condition
 ((MOVOL:230V , MOVOL:380V , MOVOL:460V , MOVOL:575V) + FREQ:60HZ , (MOVOL:230V , MOVOL:400V , MOVOL:500V) + FREQ:50HZ) +
 (MODEL:ZT30_08 , MODEL:ZT37_08) + HAT:N



20.4 - Fan assembly - ZT - Common ZT 30/37 with reduced ambient condition

((MOVOL:230V , MOVOL:380V , MOVOL:460V , MOVOL:575V) + FREQ:60HZ , (MOVOL:230V , MOVOL:400V , MOVOL:500V) + FREQ:50HZ) + (MODEL:ZT30_08 , MODEL:ZT37_08) + HAT:N

Ref	Part Number	Qty	Name	Validity
1010	1613 8532 01	1	FAN	(30/07/2009 - 30/11/2014) (MOVOL:230V , MOVOL:400V) + FREQ:50HZ
1010	1625 8888 02	1	FAN	(01/12/2014 - ...) (MOVOL:230V , MOVOL:400V) + FREQ:50HZ
1010	1613 8532 11	1	FAN	(30/07/2009 - ...) FREQ:60HZ + MOVOL:575V
1010	1613 8532 02	1	FAN	(30/07/2009 - 30/11/2014) FREQ:50HZ + MOVOL:500V
	↻ Substituted by:	1625 8888 03	FAN RADIAL (quantity: 1)	
1010	1613 8532 10	1	FAN	(30/07/2009 - ...) (MOVOL:230V , MOVOL:380V , MOVOL:460V) + FREQ:60HZ
1010	1625 8888 03	1	FAN	(01/12/2014 - ...) FREQ:50HZ + MOVOL:500V
	0698 0154 00	1	GROMMET	(12/12/2012 - ...)
1020	1622 5317 41	1	CABLE	(30/07/2009 - ...)
1021	• 0698 5140 72	1	CABLE GLAND	
1022	• 0697 9809 21	1	LOCK NUT	
1023	• 0989 4220 39	1	GROMMET	
1024	• 0697 9809 21	1	LOCK NUT	
1025	• 0698 5140 71	1	CABLE GLAND	
1026	• 0697 9809 20	1	LOCK NUT	
1027	• 1088 1001 01	1	WARNING MARK	
	0160 6043 00	2	SCREW	(30/07/2009 - ...)
1060	1088 0031 38	5	CONNECTOR	(30/07/2009 - 31/07/2014)
1070	0697 9809 21	1	LOCK NUT	(21/01/2013 - ...)
1080	0698 5140 72	1	CABLE GLAND	(21/01/2013 - ...)

Legend:

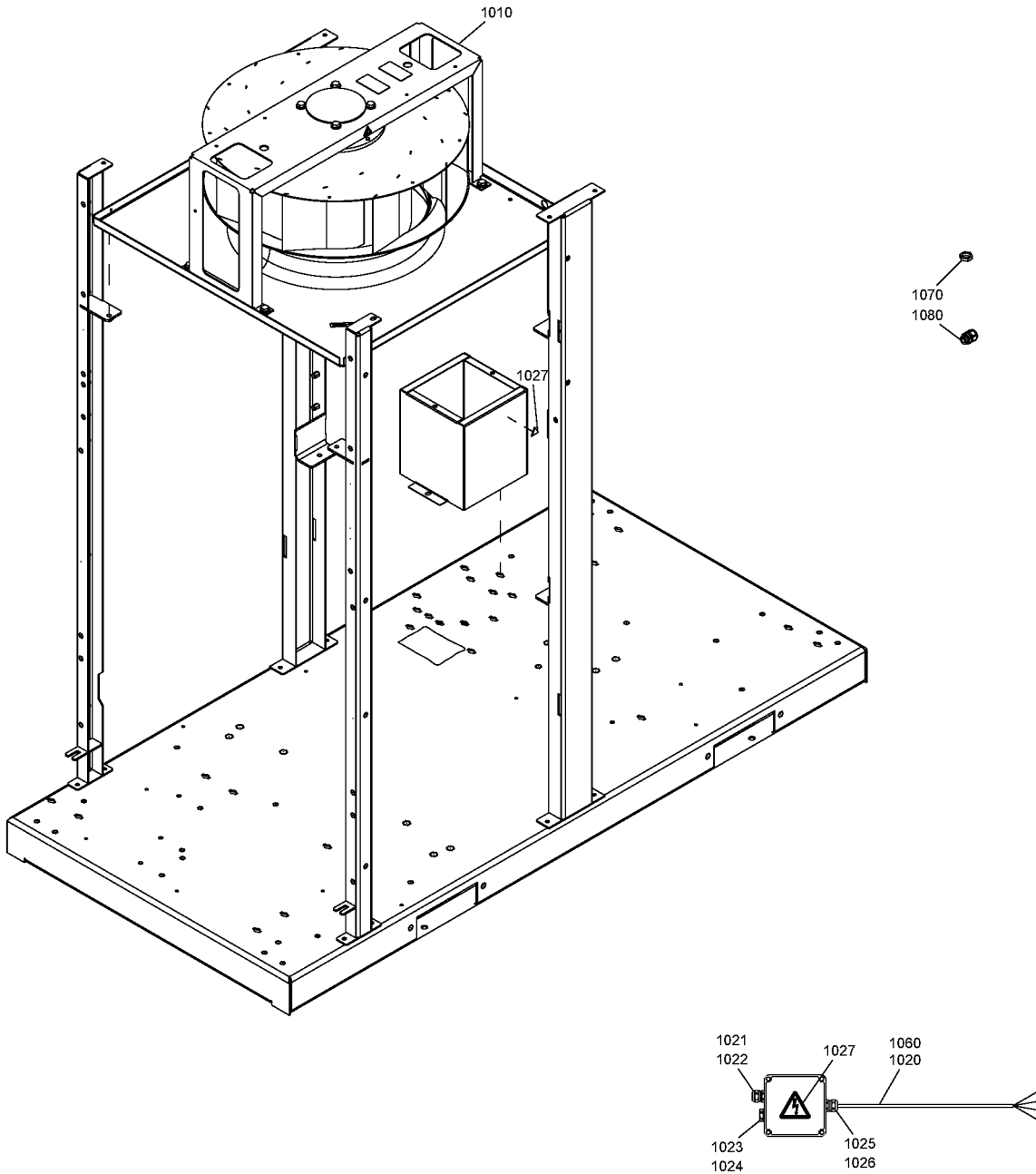
FREQ:50HZ - Frequency:50 Hz
 MODEL:ZT30_08 - Model:ZT 30
 MOVOL:380V - Supply voltage:380 V
 MOVOL:500V - Supply voltage:500 V

FREQ:60HZ - Frequency:60 Hz
 MODEL:ZT37_08 - Model:ZT 37
 MOVOL:400V - Supply voltage:400 V
 MOVOL:575V - Supply voltage:575 V

HAT:N - High ambient temperature version:reduced ambient condition (Increased FAD) - max 46° / 115°F
 MOVOL:230V - Supply voltage:230 V
 MOVOL:460V - Supply voltage:460 V

20.5 - Fan assembly - ZT - Common ZT 30/37 with high ambient condition / ZT 45 with reduced ambient condition

((MODEL:ZT30_08 , MODEL:ZT37_08) + HAT:Y , HAT:N + MODEL:ZT45_08) + ((MOVOL:230V , MOVOL:380V , MOVOL:460V , MOVOL:575V) + FREQ:60HZ , (MOVOL:230V , MOVOL:400V , MOVOL:500V) + FREQ:50HZ)



20.5 - Fan assembly - ZT - Common ZT 30/37 with high ambient condition / ZT 45 with reduced ambient condition

((MODEL:ZT30_08 , MODEL:ZT37_08) + HAT:Y , HAT:N + MODEL:ZT45_08) + ((MOVOL:230V , MOVOL:380V , MOVOL:460V , MOVOL:575V) + FREQ:60HZ , (MOVOL:230V , MOVOL:400V , MOVOL:500V) + FREQ:50HZ)

Ref	Part Number	Qty	Name	Validity
1010	1613 8491 11	1	FAN	(30/07/2009 - 17/12/2012) ((MOVOL:230V , MOVOL:380V , MOVOL:460V) + FREQ:60HZ , (MOVOL:230V , MOVOL:400V) + FREQ:50HZ) (30/08/2013 - ...) (MOVOL:230V , MOVOL:380V , MOVOL:460V) + FREQ:60HZ
1010	1625 8883 02	1	FAN	(18/12/2012 - 29/08/2013) ((MOVOL:230V , MOVOL:380V , MOVOL:460V) + FREQ:60HZ , (MOVOL:230V , MOVOL:400V) + FREQ:50HZ) (30/08/2013 - ...) (MOVOL:230V , MOVOL:400V) + FREQ:50HZ
1010	1613 8491 12	1	FAN	(30/07/2009 - 17/12/2012) (FREQ:50HZ + MOVOL:500V , FREQ:60HZ + MOVOL:575V) (30/08/2013 - ...) FREQ:60HZ + MOVOL:575V
1010	1625 8883 03	1	FAN	(18/12/2012 - 29/08/2013) (FREQ:50HZ + MOVOL:500V , FREQ:60HZ + MOVOL:575V) (30/08/2013 - ...) FREQ:50HZ + MOVOL:500V
	0698 0154 00	1	GROMMET	(12/12/2012 - ...)
1020	1622 5317 41	1	CABLE	(30/07/2009 - ...)
1021	• 0698 5140 72	1	CABLE GLAND	
1022	• 0697 9809 21	1	LOCK NUT	
1023	• 0989 4220 39	1	GROMMET	
1024	• 0697 9809 21	1	LOCK NUT	
1025	• 0698 5140 71	1	CABLE GLAND	
1026	• 0697 9809 20	1	LOCK NUT	
1027	• 1088 1001 01	1	WARNING MARK	
	0160 6043 00	2	SCREW	(30/07/2009 - ...)
1060	1088 0031 38	5	CONNECTOR	(30/07/2009 - 31/07/2014)
1070	0697 9809 21	1	LOCK NUT	(21/01/2013 - ...)
1080	0698 5140 72	1	CABLE GLAND	(21/01/2013 - ...)

Legend:

FREQ:50HZ - Frequency:50 Hz

HAT:Y - High ambient temperature version:High ambient condition

MODEL:ZT45_08 - Model:ZT 45

MOVOL:400V - Supply voltage:400 V

MOVOL:575V - Supply voltage:575 V

FREQ:60HZ - Frequency:60 Hz

MODEL:ZT30_08 - Model:ZT 30

MOVOL:230V - Supply voltage:230 V

MOVOL:460V - Supply voltage:460 V

HAT:N - High ambient temperature version:reduced ambient condition (Increased FAD) - max 46° / 115°F

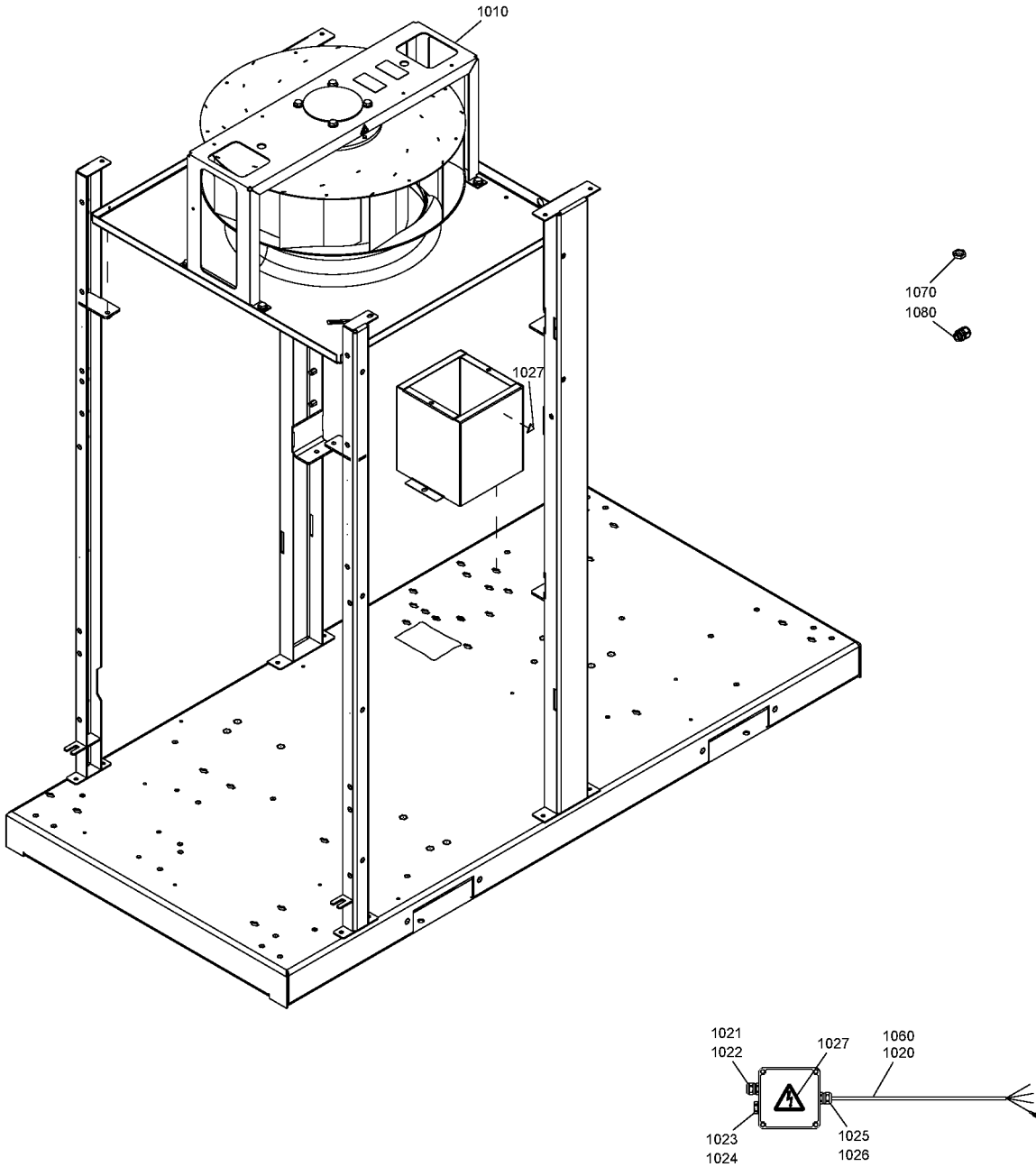
MODEL:ZT37_08 - Model:ZT 37

MOVOL:380V - Supply voltage:380 V

MOVOL:500V - Supply voltage:500 V

20.6 - Fan assembly - ZT - Common ZT 45 with high ambient condition

((MOVOL:230V , MOVOL:380V , MOVOL:460V , MOVOL:575V) + FREQ:60HZ , (MOVOL:230V , MOVOL:400V , MOVOL:500V) + FREQ:50HZ) + HAT:Y + MODEL:ZT45_08



20.6 - Fan assembly - ZT - Common ZT 45 with high ambient condition

((MOVOL:230V , MOVOL:380V , MOVOL:460V , MOVOL:575V) + FREQ:60HZ , (MOVOL:230V , MOVOL:400V , MOVOL:500V) + FREQ:50HZ) + HAT:Y + MODEL:ZT45_08



Ref	Part Number	Qty	Name	Validity
1010	1622 6045 02	1	FAN	(30/07/2009 - 17/12/2012) (MOVOL:230V , MOVOL:400V) + FREQ:50HZ
	☞ Substituted by:	1625 8889 02 - FAN RADIAL (quantity: 1)		
1010	1625 8882 02	1	FAN	(18/12/2012 - 30/11/2014) (MOVOL:230V , MOVOL:400V) + FREQ:50HZ
	☞ Substituted by:	1625 8889 02 - FAN RADIAL (quantity: 1)		
1010	1625 8889 02	1	FAN	(01/12/2014 - ...) (MOVOL:230V , MOVOL:400V) + FREQ:50HZ
1010	1622 6045 03	1	FAN	(30/07/2009 - 17/12/2012) FREQ:50HZ + MOVOL:500V
	☞ Substituted by:	1625 8889 03 - FAN RADIAL (quantity: 1)		
1010	1622 6045 04	1	FAN	(30/07/2009 - ...) (MOVOL:230V , MOVOL:380V , MOVOL:460V) + FREQ:60HZ
1010	1622 6045 05	1	FAN	(30/07/2009 - ...) FREQ:60HZ + MOVOL:575V
1010	1625 8882 03	1	FAN	(18/12/2012 - 30/11/2014) FREQ:50HZ + MOVOL:500V
	☞ Substituted by:	1625 8889 03 - FAN RADIAL (quantity: 1)		
1010	1625 8889 03	1	FAN	(01/12/2014 - ...) FREQ:50HZ + MOVOL:500V
	0698 0154 00	1	GROMMET	(12/12/2012 - ...)
1020	1622 5317 41	1	CABLE	(30/07/2009 - ...)
1021	• 0698 5140 72	1	CABLE GLAND	
1022	• 0697 9809 21	1	LOCK NUT	
1023	• 0989 4220 39	1	GROMMET	
1024	• 0697 9809 21	1	LOCK NUT	
1025	• 0698 5140 71	1	CABLE GLAND	
1026	• 0697 9809 20	1	LOCK NUT	
1027	• 1088 1001 01	1	WARNING MARK	
	0160 6043 00	2	SCREW	(30/07/2009 - ...)
1060	1088 0031 38	5	CONNECTOR	(30/07/2009 - 31/07/2014)
1070	0697 9809 21	1	LOCK NUT	(21/01/2013 - ...)
1080	0698 5140 72	1	CABLE GLAND	(21/01/2013 - ...)

Legend:

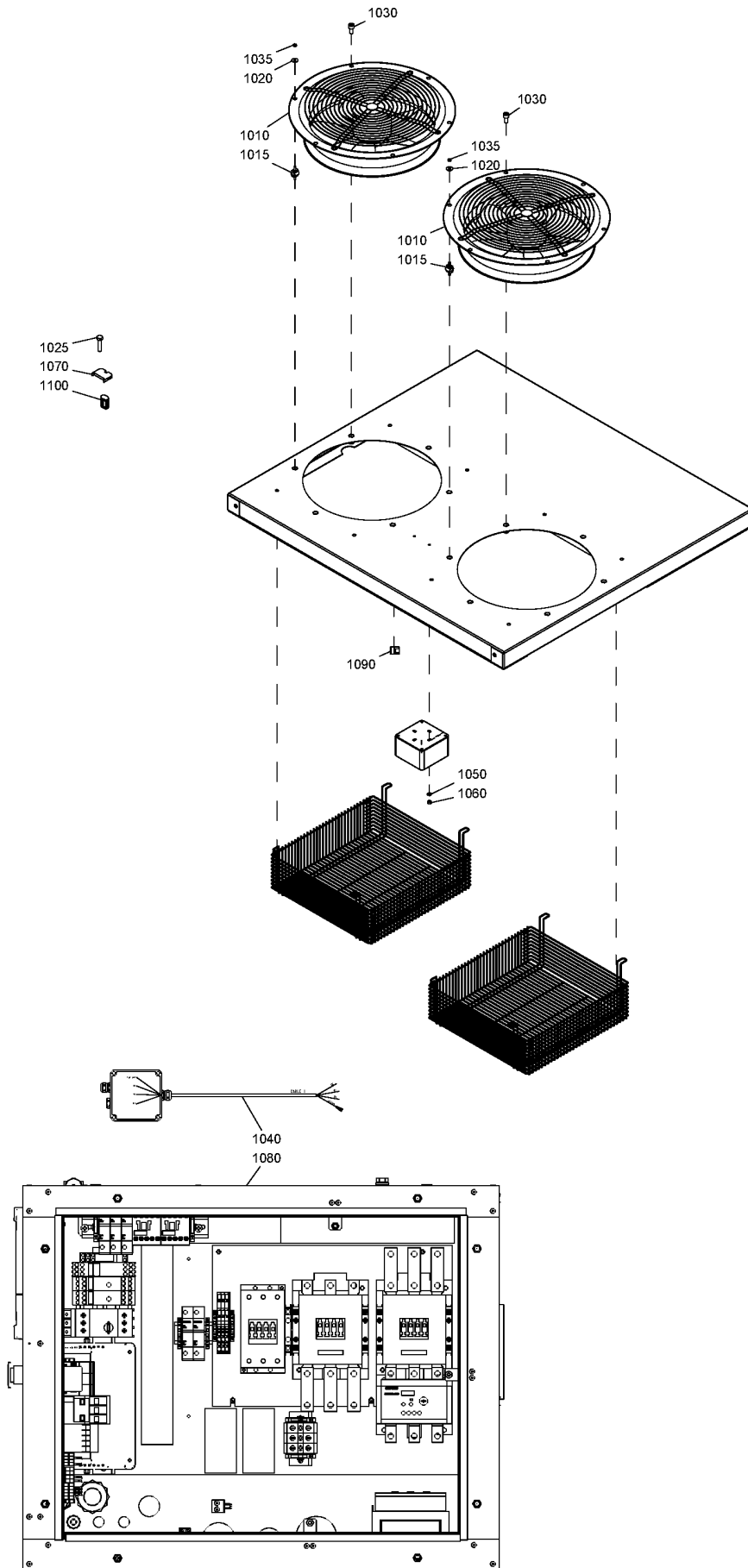
FREQ:50HZ - Frequency:50 Hz
 MODEL:ZT45_08 - Model:ZT 45
 MOVOL:400V - Supply voltage:400 V
 MOVOL:575V - Supply voltage:575 V

FREQ:60HZ - Frequency:60 Hz
 MOVOL:230V - Supply voltage:230 V
 MOVOL:460V - Supply voltage:460 V

HAT:Y - High ambient temperature version:High ambient condition
 MOVOL:380V - Supply voltage:380 V
 MOVOL:500V - Supply voltage:500 V

20.7 - Fan assembly - IMD 230V 60Hz / 380V / 500V / 575V

((((MOVOL:230V , MOVOL:380V) + EAPPR:IEC , (MOVOL:230V , MOVOL:575V) + EAPPR:ULCUL) + FREQ:60HZ , EAPPR:IEC + FREQ:50HZ + MOVOL:500V) + IDRY:IMD



20.7 - Fan assembly - IMD 230V 60Hz / 380V / 500V / 575V

((MOVOL:230V , MOVOL:380V) + EAPPR:IEC , (MOVOL:230V , MOVOL:575V) + EAPPR:ULCUL) + FREQ:60HZ , EAPPR:IEC + FREQ:50HZ + MOVOL:500V) + IDRY:IMD

Ref	Part Number	Qty	Name	Validity	EL
1010	1089 0571 17	2	FAN	(30/07/2009 - ...) EAPPR:IEC + FREQ:50HZ + MOVOL:500V	
1010	1089 0571 20	2	FAN	(30/07/2009 - ...) ((MOVOL:230V , MOVOL:380V) + EAPPR:IEC , (MOVOL:230V , MOVOL:575V) + EAPPR:ULCUL) + FREQ:60HZ	
1015	0392 1300 03	6	ANTIVIBR. PAD	(21/01/2013 - ...)	
1020	0300 0274 70	6	PLAIN WASHER	(21/01/2013 - ...) ((MOVOL:230V , MOVOL:575V) + EAPPR:ULCUL + FREQ:60HZ , EAPPR:IEC + FREQ:50HZ + MOVOL:500V)	
1025	0147 1964 19	2	HEXAGON BOLT	(21/01/2013 - ...) ((MOVOL:230V , MOVOL:575V) + EAPPR:ULCUL + FREQ:60HZ , EAPPR:IEC + FREQ:50HZ + MOVOL:500V)	
1030	0211 1322 03	12	CAP SCREW	(30/07/2009 - 20/01/2013) (21/01/2013 - ...) (MOVOL:230V , MOVOL:575V) + EAPPR:ULCUL + FREQ:60HZ	
1035	0266 2106 00	1	HEXAGON NUT	(21/01/2013 - ...) ((MOVOL:230V , MOVOL:380V) + FREQ:60HZ , FREQ:50HZ + MOVOL:500V) + EAPPR:IEC	
1040	1622 5317 41	1	CABLE	(30/07/2009 - ...)	
1050	0301 2318 00	2	WASHER	(30/07/2009 - ...)	
1060	0266 2107 00	2	NUT	(30/07/2009 - ...)	
1070	1089 0506 62	1	TERMINAL 1P	(30/07/2009 - ...)	
1080	1900 2601 82	1	IMD- DRYER RAIL WITH TRANSFO	(30/07/2009 - ...) (MOVOL:230V , MOVOL:575V) + EAPPR:ULCUL + FREQ:60HZ	
	1900 2601 83			(30/07/2009 - ...) ((MOVOL:230V , MOVOL:380V) + FREQ:60HZ , FREQ:50HZ + MOVOL:500V) + EAPPR:IEC	
	• 0694 5285 12	1	ISOLATOR CAP FEMALE FASTON	(30/07/2009 - ...)	
	• 0694 5285 25	1	CABLE LUG	(30/07/2009 - ...)	L1-L2-L3
	• 0694 5900 10	1	FORK FASTON MALE	(30/07/2009 - ...)	F7-F8-F9
	• 1088 0037 62	1	CONNECTOR 2-POLE COMBI	(30/07/2009 - ...)	X105
	• 1088 0037 63	1	CONNECTOR 3-POLE COMBI	(30/07/2009 - ...)	X104
	• 1079 9926 19	1	FUSE LABEL 15A	(30/07/2009 - ...) (MOVOL:230V , MOVOL:575V) + EAPPR:ULCUL + FREQ:60HZ	F7-F8-F9
	• 1089 9415 14	1	CONTACTOR	(30/07/2009 - ...)	K14
	• 1089 9424 09	2	THERMAL OVERLOAD RELAY	(30/07/2009 - ...)	F14
	• 9820 3641 80	0	SERVICE DIAGRAM	(30/07/2009 - ...)	
	• 1088 0031 01	1	CODING KEY	(30/07/2009 - ...)	X105
	• 1089 0577 58	1	END RETAINER	(30/07/2009 - ...)	
	• 1089 0612 05	1	FUSE HOLDER	(30/07/2009 - ...) ((MOVOL:230V , MOVOL:380V) + FREQ:60HZ , FREQ:50HZ + MOVOL:500V) + EAPPR:IEC	F7-F8-F9
	• 1089 0612 38	1	FUSE	(30/07/2009 - ...) ((MOVOL:230V , MOVOL:380V) + FREQ:60HZ , FREQ:50HZ + MOVOL:500V) + EAPPR:IEC	F7-F8-F9
	• 1089 9168 62	1	FUSE LINK	(30/07/2009 - ...) (MOVOL:230V , MOVOL:575V) + EAPPR:ULCUL + FREQ:60HZ	F7-F8-F9
	• 1089 0612 02	2	FUSE HOLDER	(30/07/2009 - ...) (MOVOL:230V , MOVOL:575V) + EAPPR:ULCUL + FREQ:60HZ	F7-F8-F9
1090	1088 0031 38	6	CONNECTOR	(30/07/2009 - 31/07/2014)	

Legend:

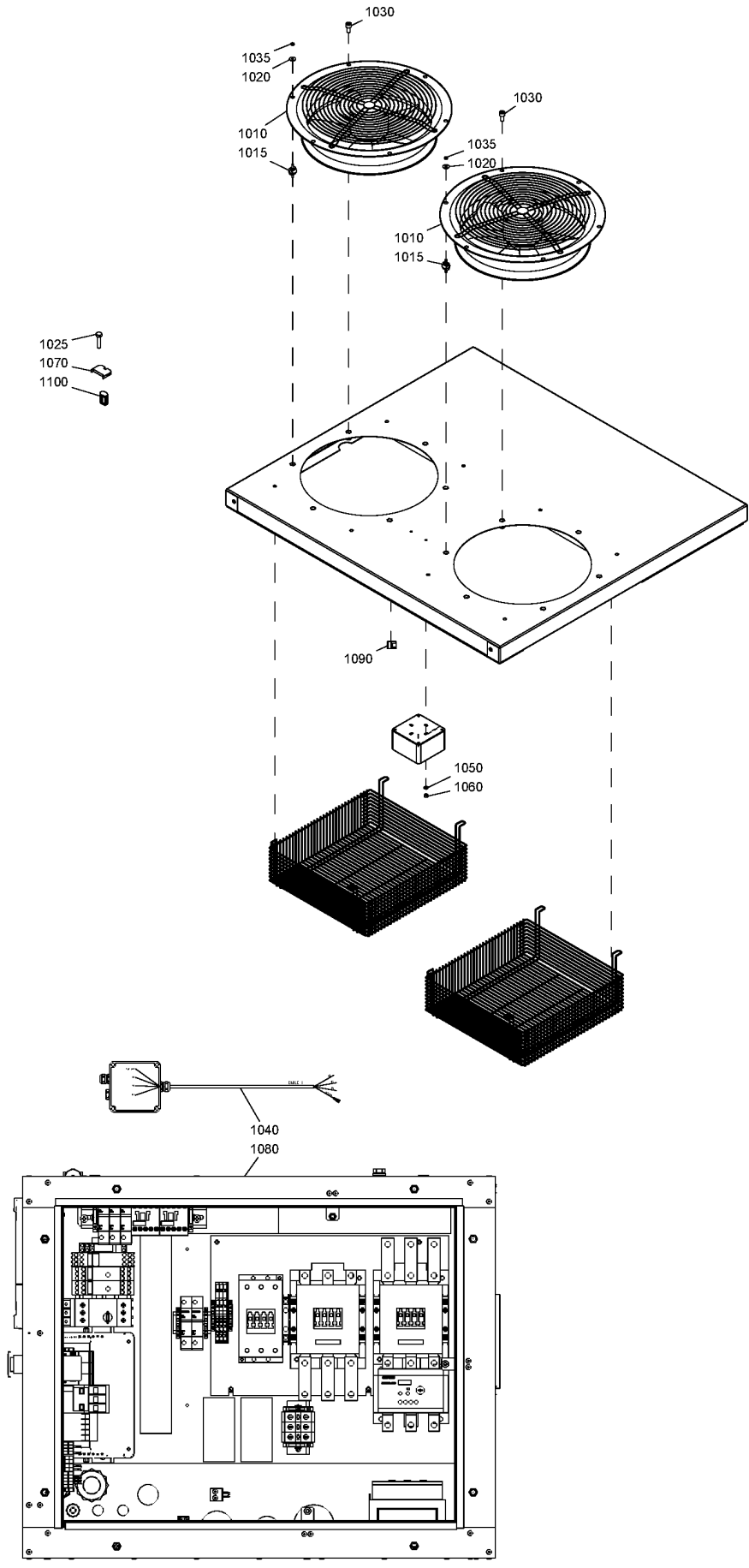
EAPPR:IEC - Electrical approval:IEC
 FREQ:60HZ - Frequency:60 Hz
 MOVOL:380V - Supply voltage:380 V

EAPPR:ULCUL - Electrical approval:UL/cUL
 IDRY:IMD - Integrated dryer:IMD dryer
 MOVOL:500V - Supply voltage:500 V

FREQ:50HZ - Frequency:50 Hz
 MOVOL:230V - Supply voltage:230 V
 MOVOL:575V - Supply voltage:575 V

20.8 - Fan assembly - IMD 230V 50Hz / 400V / 460V

((MOVOL:230V , MOVOL:400V) + FREQ:50HZ , FREQ:60HZ + MOVOL:460V) + EAPPR:IEC , EAPPR:ULCUL + FREQ:60HZ + MOVOL:460V) + IDRY:IMD



20.8 - Fan assembly - IMD 230V 50Hz / 400V / 460V

(((MOVOL:230V , MOVOL:400V) + FREQ:50HZ , FREQ:60HZ + MOVOL:460V) + EAPPR:IEC , EAPPR:ULCUL + FREQ:60HZ + MOVOL:460V) + IDRY:IMD

Ref	Part Number	Qty	Name	Validity	EL
1010	1089 0571 17	2	FAN	(30/07/2009 - ...) (MOVOL:230V , MOVOL:400V) + EAPPR:IEC + FREQ:50HZ	
1010	1089 0571 20	2	FAN	(30/07/2009 - ...) FREQ:60HZ + MOVOL:460V	
1015	0392 1300 03	6	ANTIVIBR. PAD	(21/01/2013 - ...)	
1020	0300 0274 70	6	PLAIN WASHER	(21/01/2013 - ...)	
1025	0147 1964 19	2	HEXAGON BOLT	(21/01/2013 - ...)	
1030	0211 1322 03	12	CAP SCREW	(30/07/2009 - 20/01/2013) (21/01/2013 - ...) EAPPR:IEC + FREQ:50HZ + MOVOL:230V	
1035	0266 2106 00	1	HEXAGON NUT	(21/01/2013 - ...)	
1040	1622 5317 41	1	CABLE	(30/07/2009 - ...)	
1050	0301 2318 00	2	WASHER	(30/07/2009 - ...)	
1060	0266 2107 00	2	NUT	(30/07/2009 - ...)	
1070	1089 0506 62	1	TERMINAL 1P	(30/07/2009 - ...)	
1080	1900 2601 81	1	IMD- DRYER RAIL W/O TRANSFO	(30/07/2009 - ...)	
	• 0694 5285 25	3	CABLE LUG		L1-L2-L3
	• 1088 0037 62	1	CONNECTOR 2-POLE COMBI		X105
	• 1088 0037 63	1	CONNECTOR 3-POLE COMBI		X104
	• 1089 0577 58	2	END RETAINER		
	• 1089 9415 14	1	CONTACTOR		K14
	• 1089 9416 59	1	CIRCUIT BREAKER		Q14
	• 1089 9416 75	1	CONNECTION BLOCK		Q14
	• 9820 3641 80	0	DIAGRAM SERVICE		
1090	1088 0031 20	3	WAGO CONNECTOR	(30/07/2009 - 13/11/2014) EAPPR:IEC + FREQ:50HZ + MOVOL:230V	
1090	1088 0031 38	6	CONNECTOR	(30/07/2009 - 31/07/2014) (EAPPR:IEC + FREQ:50HZ + MOVOL:400V , FREQ:60HZ + MOVOL:460V)	
1100	1088 0031 38	1	CONNECTOR	(30/07/2009 - 31/07/2014) EAPPR:IEC + FREQ:50HZ + MOVOL:230V	

Legend:

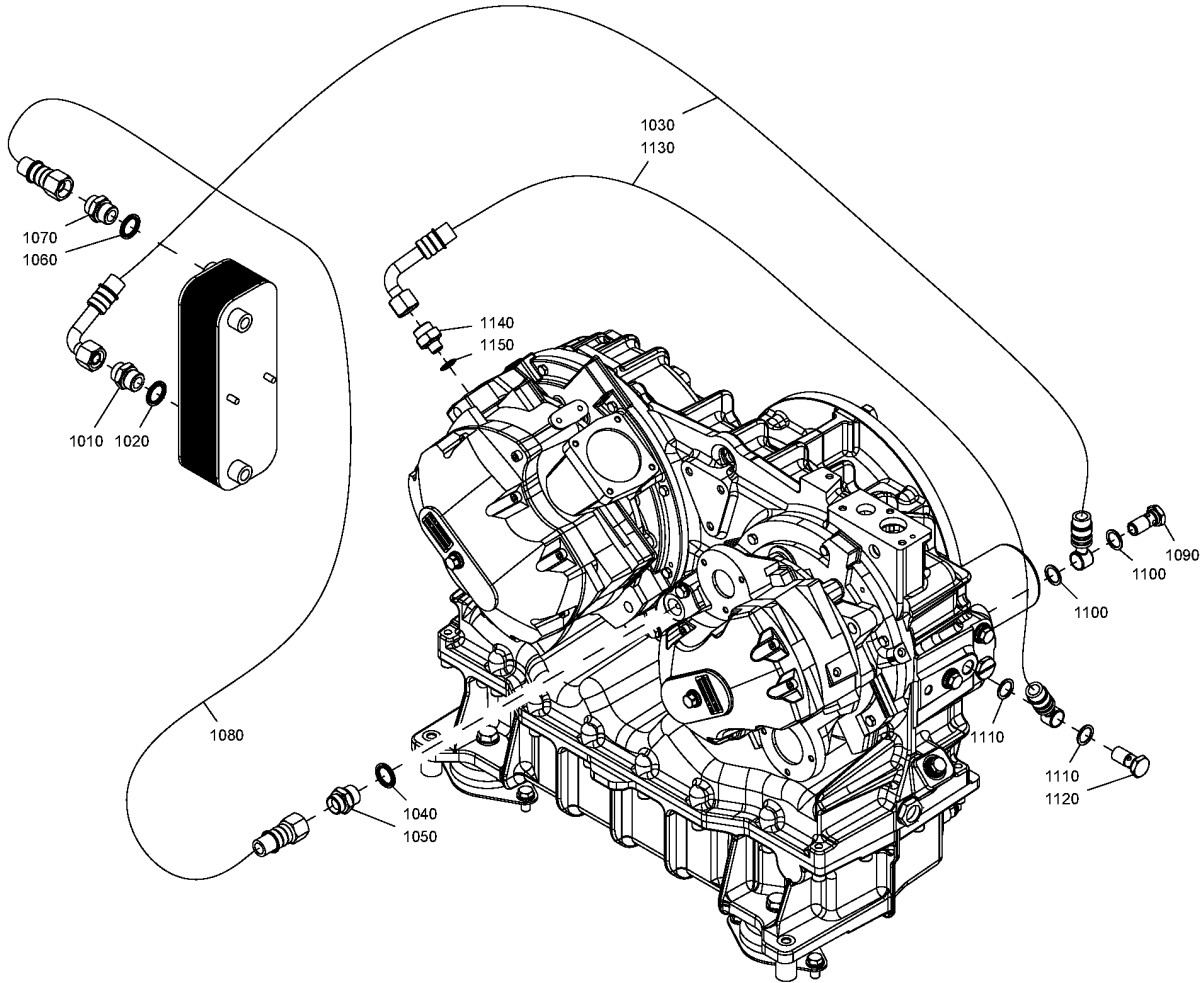
EAPPR:IEC - Electrical approval:IEC
 FREQ:60HZ - Frequency:60 Hz
 MOVOL:400V - Supply voltage:400 V

EAPPR:ULCUL - Electrical approval:UL/cUL
 IDRY:IMD - Integrated dryer:IMD dryer
 MOVOL:460V - Supply voltage:460 V

FREQ:50HZ - Frequency:50 Hz
 MOVOL:230V - Supply voltage:230 V




21 - Oil system ZR

MODEL:ZR30_08 , MODEL:ZR37_08 , MODEL:ZR45_08



21 - Oil system ZR

MODEL:ZR30_08 , MODEL:ZR37_08 , MODEL:ZR45_08

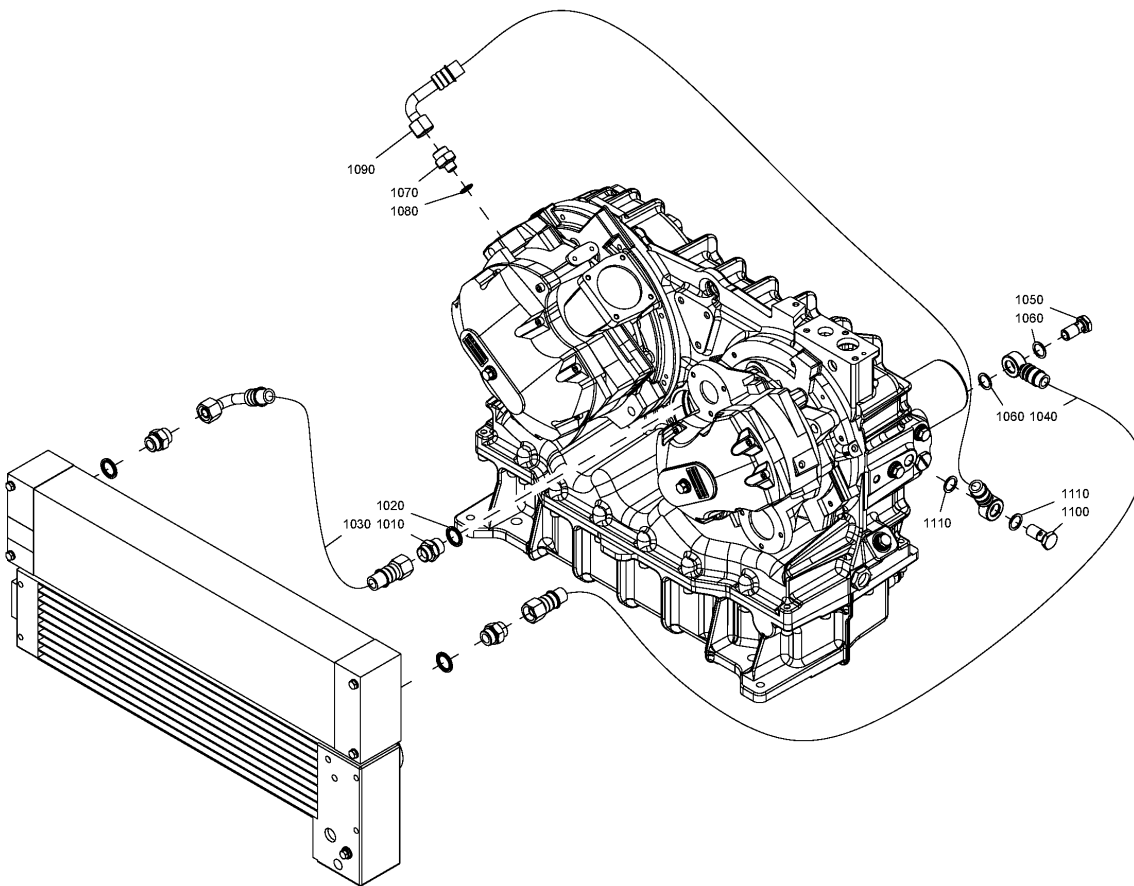
Ref	Part Number	Qty	Name	Validity
1010	1619 5509 00	1	NIPPLE	(03/11/2008 - ...)
1020	0661 1000 43	1	SEAL WASHER	(03/11/2008 - ...)
1030	0574 8235 38	1	HOSE ASSEMBLY	(03/11/2008 - 19/10/2014)
1030	0574 9885 01	1	HOSE ASSEMBLY	(20/10/2014 - ...)
1040		1	SEAL WASHER	(03/11/2008 - ...)
	 Service kits:	2901	1108 00 - OIL PUMP KIT	
1050	1619 5509 00	1	NIPPLE	(03/11/2008 - ...)
1060	0661 1000 43	1	SEAL WASHER	(03/11/2008 - ...)
1070	1619 5509 00	1	NIPPLE	(03/11/2008 - ...)
1080	0574 9301 40	1	HOSE ASSEMBLY	(03/11/2008 - 19/10/2014)
1080	0574 9911 09	1	HOSE ASSEMBLY	(20/10/2014 - ...)
	 Substituted by:	2903	1003 09 - (=0574991109)HOSE (quantity: 1)	
1090	0627 5100 05	1	PRESSURE SCREW	(03/11/2008 - ...)
1100	0300 0276 44	2	PLAIN WASHER	(03/11/2008 - ...)
1110	0300 0276 44	2	PLAIN WASHER	(03/11/2008 - ...)
1120	0627 5100 05	1	PRESSURE SCREW	(03/11/2008 - ...)
1130	0574 9885 01	1	HOSE ASSEMBLY	(03/11/2008 - ...)
1140	0571 0035 45	1	NIPPLE	(03/11/2008 - ...)
1150		1	SEAL WASHER	(03/11/2008 - ...)
	 Service kits:	2901	1866 00 - LP EXCHANGE KIT(Z2008)	

Legend:

MODEL:ZR30_08 - Model:ZR 30



MODEL:ZR37_08 - Model:ZR 37

MODEL:ZR45_08 - Model:ZR 45



22 - Oil system ZT

MODEL:ZT30_08 , MODEL:ZT37_08 , MODEL:ZT45_08

Ref	Part Number	Qty	Name	Validity
1010	1619 5509 00	1	NIPPLE	(03/11/2008 - ...)
1020		1	SEAL WASHER	(03/11/2008 - ...)
	 Service kits:	2901	1108 00 - OIL PUMP KIT	
1030	0574 8235 24	1	HOSE ASSEMBLY	(03/11/2008 - ...)
1040	0574 9882 01	1	HOSE ASSEMBLY	(03/11/2008 - ...)
1050	0627 5100 05	1	PRESSURE SCREW	(03/11/2008 - ...)
1060	0300 0276 44	2	PLAIN WASHER	(03/11/2008 - ...)
1070	0571 0035 45	1	NIPPLE	(03/11/2008 - ...)
1080		1	SEAL WASHER	(03/11/2008 - ...)
	 Service kits:	2901	1866 00 - LP EXCHANGE KIT(Z2008)	
1090	0574 9885 01	1	HOSE ASSEMBLY	(03/11/2008 - ...)
1100	0627 5100 05	1	PRESSURE SCREW	(03/11/2008 - ...)
1110	0300 0276 44	2	PLAIN WASHER	(03/11/2008 - ...)

Legend:

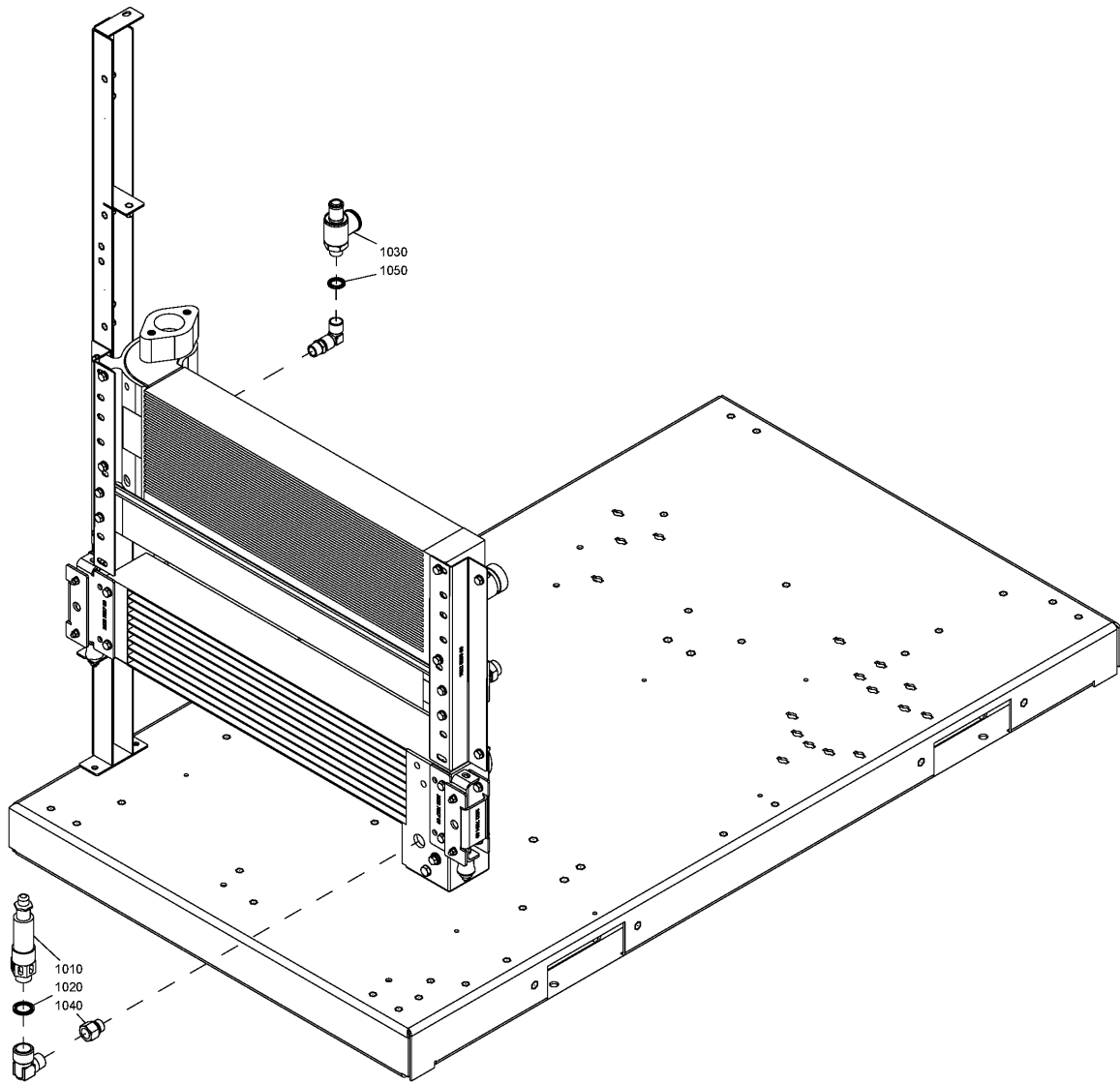
MODEL:ZT30_08 - Model:ZT 30

MODEL:ZT37_08 - Model:ZT 37

MODEL:ZT45_08 - Model:ZT 45

23.1 - Mechanical ZR

MODEL:ZR30_08 , MODEL:ZR37_08 , MODEL:ZR45_08



23.1 - Mechanical ZR

MODEL:ZR30_08 , MODEL:ZR37_08 , MODEL:ZR45_08

Ref	Part Number	Qty	Name	Validity
1010	0830 1008 32	1	SAFETY VALVE	(30/07/2009 - ...)
1020	0661 1000 43	1	SEAL WASHER	(30/07/2009 - ...)
1030	0832 1000 77	1	SAFETY VALVE	(30/07/2009 - ...) FREQ:50HZ + PRESS:7.5BAR
1030	0832 1000 78	1	SAFETY VALVE	(30/07/2009 - 11/02/2015) FREQ:50HZ + PRESS:8.6BAR
1030	0832 1000 85	1	SAFETY VALVE	(12/02/2015 - ...) FREQ:50HZ + PRESS:8.6BAR
1030	0830 1008 35	1	SAFETY VALVE	(30/07/2009 - ...) FREQ:60HZ
1040	1622-8550-00	1	BUSHING	(30/07/2009 - 29/08/2013) FREQ:50HZ
	↻ Substituted by:	1622 8550 01	BUSHING G 1/2" - G1/2" (quantity: 1)	
1050	0661 1000 39	1	WASHER SEAL	(30/07/2009 - 29/08/2013) FREQ:50HZ

Legend:

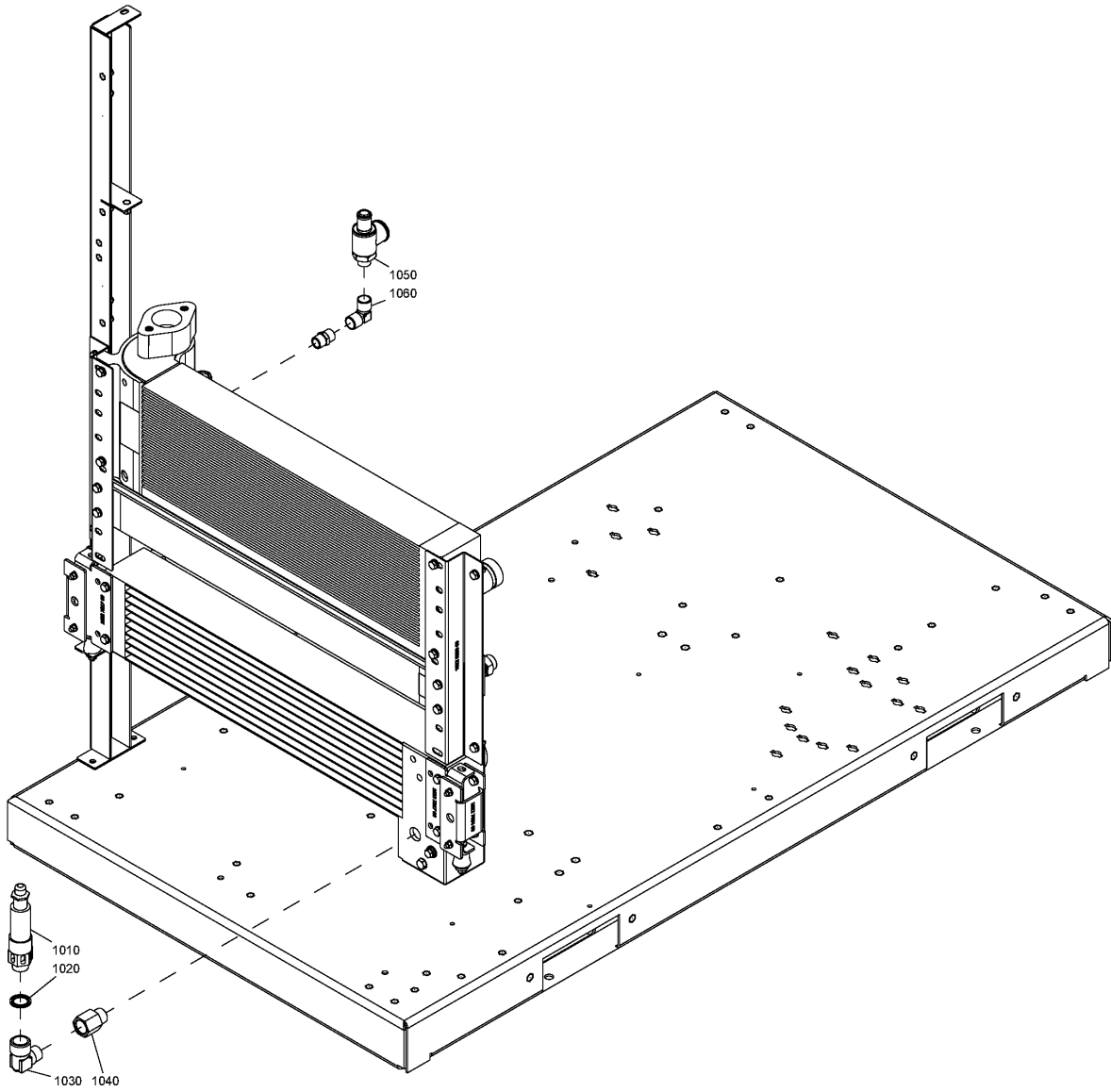
FREQ:50HZ - Frequency:50 Hz
MODEL:ZR37_08 - Model:ZR 37
PRESS:8.6BAR - Working pressure:8.6 bar

FREQ:60HZ - Frequency:60 Hz
MODEL:ZR45_08 - Model:ZR 45

MODEL:ZR30_08 - Model:ZR 30
PRESS:7.5BAR - Working pressure:7.5 bar

23.2 - Mechanical ZT

MODEL:ZT30_08 , MODEL:ZT37_08 , MODEL:ZT45_08



23.2 - Mechanical ZT

MODEL:ZT30_08 , MODEL:ZT37_08 , MODEL:ZT45_08

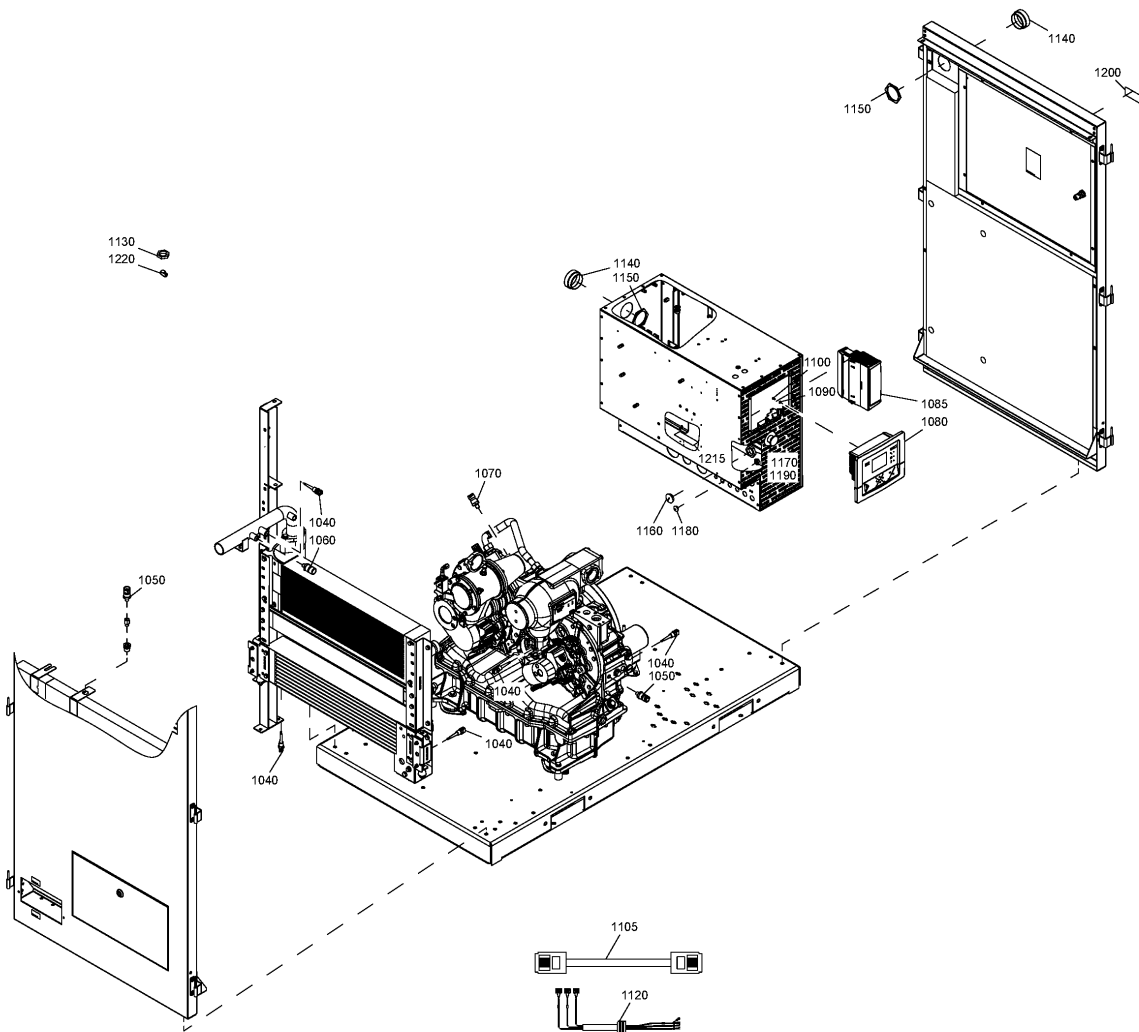
Ref	Part Number	Qty	Name	Validity
1010	0830 1008 32	1	SAFETY VALVE	(30/07/2009 - ...)
1020	0661 1000 43	1	SEAL WASHER	(30/07/2009 - ...)
1030	0560 4401 13	1	ELBOW	(30/07/2009 - ...)
1040	0605 8350 51	1	BUSHING	(30/07/2009 - ...)
1050	0832 1000 77	1	SAFETY VALVE	(30/07/2009 - ...) FREQ:50HZ + PRESS:7.5BAR
1050	0832 1000 78	1	SAFETY VALVE	(30/07/2009 - 11/02/2015) FREQ:50HZ + PRESS:8.6BAR
1050	0832 1000 85	1	SAFETY VALVE	(12/02/2015 - ...) FREQ:50HZ + PRESS:8.6BAR
1050	0830 1008 35	1	SAFETY VALVE	(30/07/2009 - ...) FREQ:60HZ
1060	0560 4401 02	1	ELBOW	(30/07/2009 - ...)

Legend:

FREQ:50HZ - Frequency:50 Hz
MODEL:ZT37_08 - Model:ZT 37
PRESS:8.6BAR - Working pressure:8.6 bar

FREQ:60HZ - Frequency:60 Hz
MODEL:ZT45_08 - Model:ZT 45

MODEL:ZT30_08 - Model:ZT 30
PRESS:7.5BAR - Working pressure:7.5 bar



23.3 - Mechanical & electrical ZR

MODEL:ZR30_08 , MODEL:ZR37_08 , MODEL:ZR45_08

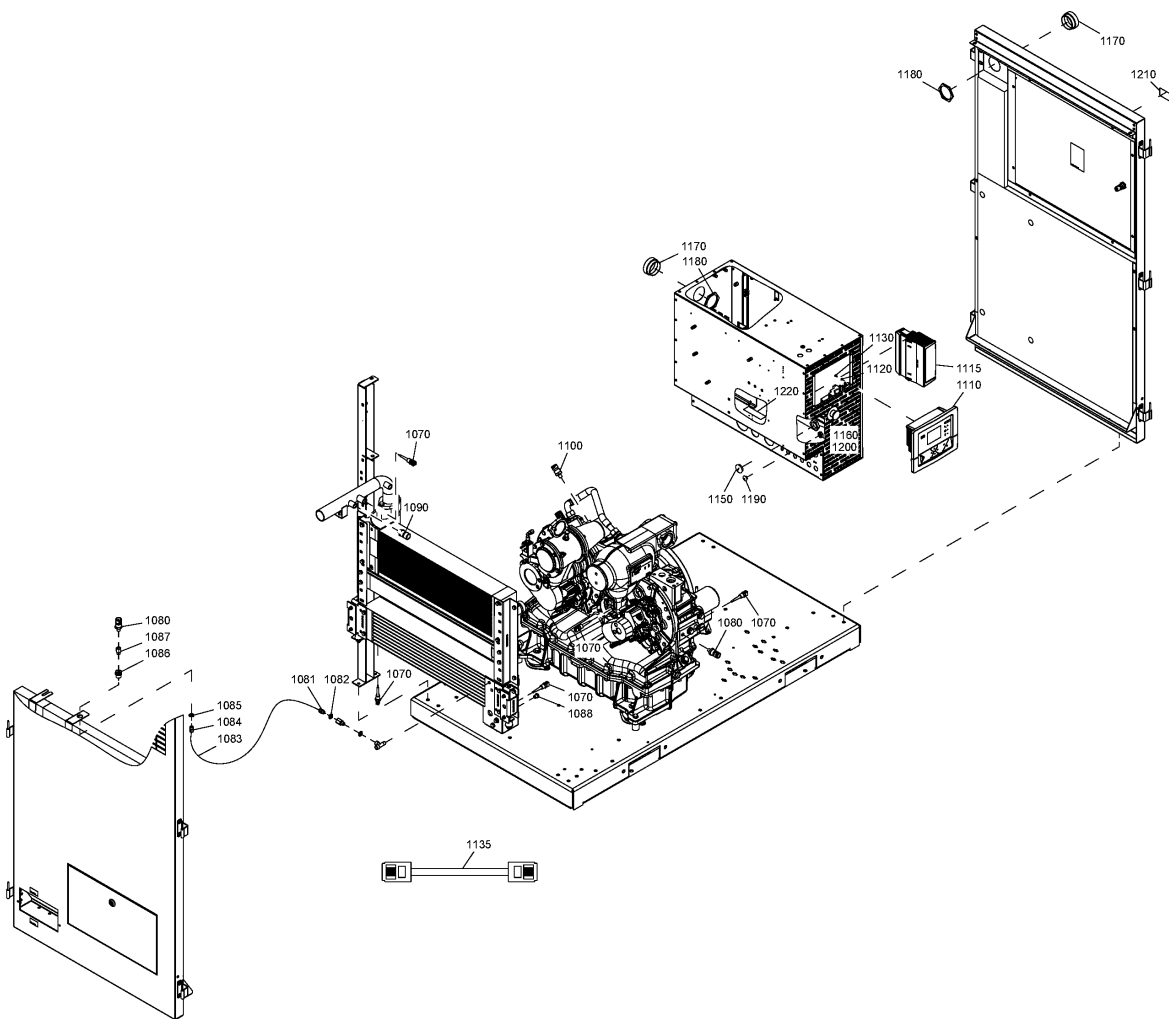
Ref	Part Number	Qty	Name	Validity
1040	1089 0574 70	8	TEMP. SENSOR	(30/07/2009 - ...)
1050	1089 0575 55	2	PRESS.TRANSDUCER	(30/07/2009 - ...)
1060	1089 0575 54	1	PRESS.TRANSDUCER	(30/07/2009 - ...)
1070	1089 0575 56	1	PRESS.TRANSDUCER	(30/07/2009 - ...)
1080	1900-5200-11	1	ELEKTRONIKON	(30/07/2009 - 12/10/2011)
	☞ Substituted by:	1900 5200 13 - GRAPHIC (quantity: 1)		
1080	1900-5200-12	1	ELEKTRONIKON	(13/10/2011 - 28/02/2013)
	☞ Substituted by:	1900 5200 13 - GRAPHIC (quantity: 1)		
1080	1900 5200 13	1	ELEKTRONIKON	(01/03/2013 - ...)
1085	1900-5200-31	1	I/O2 MODULE	(30/07/2009 - 14/12/2011)
	☞ Substituted by:	1900 5200 33 - ELEKTRONIKON MK5 I/O2 (quantity: 1)		
1085	1900-5200-32	1	I/O2 MODULE	(15/12/2011 - 09/07/2014)
	☞ Substituted by:	1900 5200 33 - ELEKTRONIKON MK5 I/O2 (quantity: 1)		
1085	1900 5200 33	1	I/O2 MODULE	(10/07/2014 - ...)
1090	0301 2315 00	4	WASHER	(30/07/2009 - ...)
1100	0147 1169 03	4	HEX.BOLT	(30/07/2009 - ...)
1105	1622 5099 01	1	CHANE CABLE	(30/07/2009 - ...)
1120	1622 8982 50	1	WIRE HARNESS	(30/07/2009 - ...)
1130	0697 9809 23	1	NUT	(30/07/2009 - ...)
1140	1622 2817 00	2	ADAPTER	(30/07/2009 - ...) EAPPR:IEC
1140	1622 3268 80	2	ADAPTOR	(30/07/2009 - ...) EAPPR:ULCUL
1150	0697 9809 19	2	LOCK NUT	(30/07/2009 - ...)
1160	0697 9810 26	1	PLUG	(30/07/2009 - ...) EAPPR:IEC
1160	0697 9810 35	1	PLUG	(30/07/2009 - ...) EAPPR:ULCUL
1170	0697 9809 14	1	LOCK NUT	(30/07/2009 - ...) EAPPR:ULCUL
1170	0697 9809 21	1	LOCK NUT	(30/07/2009 - ...) EAPPR:IEC
1180	0697 9810 18	1	PLUG	(17/02/2011 - ...) EAPPR:ULCUL
1180	0697 9810 25	1	PLUG	(30/07/2009 - ...) EAPPR:IEC
1180	0697-9810-34	1	PLUG	(30/07/2009 - 16/02/2011) EAPPR:ULCUL
	☞ Substituted by:	0697 9810 18 - PLUG M16 METAL (quantity: 1)		
1190	0697 9809 13	1	LOCK NUT	(30/07/2009 - 30/03/2014) EAPPR:ULCUL
1190	0697 9809 20	1	LOCK NUT	(30/07/2009 - 30/03/2014) EAPPR:IEC (31/03/2014 - ...)
1200	1613 5330 10	1	LISTING MARK	(30/07/2009 - ...) EAPPR:ULCUL
1215	1622 7305 00	1	LABEL	(01/10/2009 - ...) EAPPR:ULCUL
1220	1088 0031 82	1	CONNECTOR	(01/10/2009 - ...)

Legend:

EAPPR:IEC - Electrical approval:IEC
MODEL:ZR37_08 - Model:ZR 37

EAPPR:ULCUL - Electrical approval:UL/cUL
MODEL:ZR45_08 - Model:ZR 45

MODEL:ZR30_08 - Model:ZR 30



23.4 - Mechanical & electrical ZT

MODEL:ZT30_08 , MODEL:ZT37_08 , MODEL:ZT45_08

Ref	Part Number	Qty	Name	Validity
1070	1089 0574 70	5	TEMP. SENSOR	(30/07/2009 - ...)
1080	1089 0575 55	2	PRESS.TRANSDUCER	(30/07/2009 - ...)
1081	0581 0000 35	1	COUPLING	(30/07/2009 - 11/09/2014)
1081	0583 8100 69	1	FITTING PIPE	(12/09/2014 - ...)
1082	0661 1000 38	1	SEAL WASHER	(30/07/2009 - 11/09/2014)
1083	0070 6002 03	AR	PLASTIC TUBE	(30/07/2009 - ...)
1084	0581 0000 35	1	COUPLING	(30/07/2009 - 11/09/2014)
1084	0583 8100 69	1	FITTING PIPE	(12/09/2014 - ...)
1085	0661 1000 38	1	SEAL WASHER	(30/07/2009 - 11/09/2014)
1086	0581 0000 87	1	PIPE COUPLING	(30/07/2009 - ...)
1087	0605 8350 43	1	BUSHING	(30/07/2009 - ...)
1088	0686 3115 18	1	PLUG	(30/07/2009 - ...)
1090	1089 0575 54	1	PRESS.TRANSDUCER	(30/07/2009 - ...)
1100	1089 0575 56	1	PRESS.TRANSDUCER	(30/07/2009 - ...)
1110	1900 5200 11	1	ELEKTRONIKON	(30/07/2009 - 12/10/2011)
	⚡ Substituted by:	1900 5200 13 - GRAPHIC (quantity: 1)		
1110	1900 5200 12	1	ELEKTRONIKON	(13/10/2011 - 28/02/2013)
	⚡ Substituted by:	1900 5200 13 - GRAPHIC (quantity: 1)		(01/03/2013 - 21/03/2013) EAPPR:ULCUL
1110	1900 5200 13	1	ELEKTRONIKON	(01/03/2013 - 21/03/2013) EAPPR:IEC
				(22/03/2013 - ...)
1115	1900 5200 31	1	I/O2 MODULE	(30/07/2009 - 14/12/2011)
	⚡ Substituted by:	1900 5200 33 - ELEKTRONIKON MK5 I/O2 (quantity: 1)		
1115	1900 5200 32	1	I/O2 MODULE	(15/12/2011 - 09/07/2014)
	⚡ Substituted by:	1900 5200 33 - ELEKTRONIKON MK5 I/O2 (quantity: 1)		
1115	1900 5200 33	1	I/O2 MODULE	(10/07/2014 - ...)
1120	0301 2315 00	4	WASHER	(30/07/2009 - ...)
1130	0147 1169 03	4	HEX.BOLT	(30/07/2009 - ...)
1135	1622 5099 01	1	CABLE	(30/07/2009 - ...)
1150	0697 9810 28	1	PLUG	(30/07/2009 - ...) EAPPR:IEC
1150	0697 9810 37	1	PLUG	(30/07/2009 - ...) EAPPR:ULCUL
1160	0697 9809 04	1	LOCK NUT	(30/07/2009 - ...) EAPPR:ULCUL
1160	0697 9809 23	1	NUT	(30/07/2009 - ...) EAPPR:IEC
1170	1622 2817 00	2	ADAPTOR	(30/07/2009 - ...) EAPPR:IEC
1170	1622 3268 80	2	ADAPTER	(30/07/2009 - ...) EAPPR:ULCUL
1180	0697 9809 19	2	LOCK NUT	(30/07/2009 - ...)
1190	0697 9810 18	1	PLUG	(17/02/2011 - ...) EAPPR:ULCUL
1190	0697 9810 25	1	PLUG	(30/07/2009 - ...) EAPPR:IEC
1190	0697 9810 34	1	PLUG	(30/07/2009 - 16/02/2011) EAPPR:ULCUL
	⚡ Substituted by:	0697 9810 18 - PLUG M16 METAL (quantity: 1)		
1200	0697 9809 13	1	LOCK NUT	(30/07/2009 - 30/03/2014) EAPPR:ULCUL
1200	0697 9809 20	1	LOCK NUT	(30/07/2009 - 30/03/2014) EAPPR:IEC
				(31/03/2014 - ...)
1210	1613 5330 10	1	LISTING MARK	(30/07/2009 - ...) EAPPR:ULCUL
1220	1622 7305 00	1	LABEL	(01/10/2009 - ...) EAPPR:ULCUL

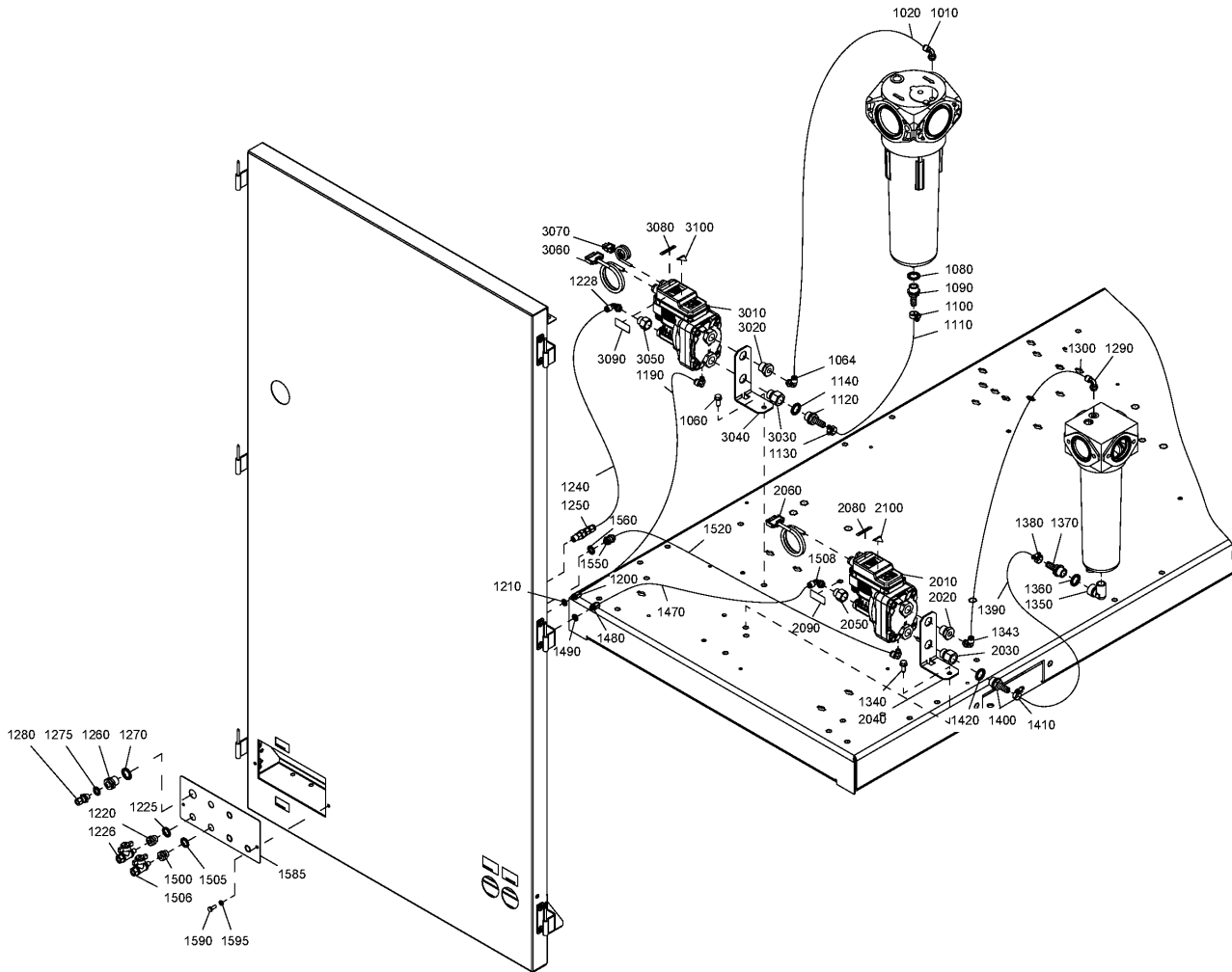
Legend:

EAPPR:IEC - Electrical approval:IEC
MODEL:ZT37_08 - Model:ZT 37

EAPPR:ULCUL - Electrical approval:UL/cUL
MODEL:ZT45_08 - Model:ZT 45

MODEL:ZT30_08 - Model:ZT 30

24 - Drain system Pack - ZR
(MODEL:ZR30_08 , MODEL:ZR37_08 , MODEL:ZR45_08) + IDRY:N



24 - Drain system Pack - ZR

(MODEL:ZR30_08 , MODEL:ZR37_08 , MODEL:ZR45_08) + IDRY:N

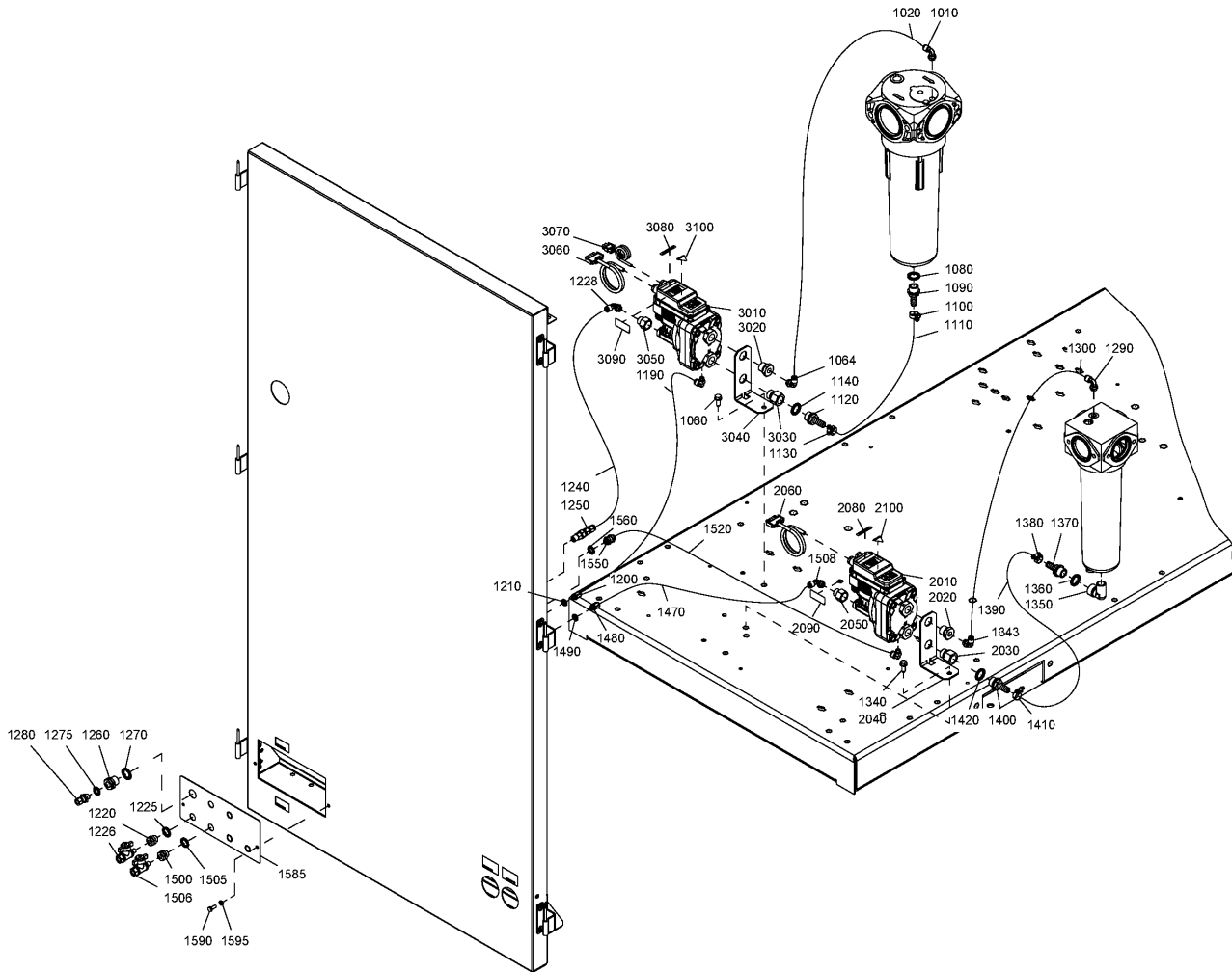
Ref	Part Number	Qty	Name	Validity
1010	0581 1200 23	1	ELBOW COUPLING	(30/07/2009 - 13/04/2013)
1010	0583 8120 74	1	FITTING PIPE	(14/04/2013 - ...)
1020	0070 6002 03	AR	PLASTIC TUBE	(30/07/2009 - ...)
1060	0147 1963 08	1	SCREW	(30/07/2009 - ...)
1064	0581 1200 23	1	ELBOW COUPLING	(30/07/2009 - 13/04/2013)
1064	0583 8120 74	1	FITTING PIPE	(14/04/2013 - ...)
1080	0661 1000 39	1	SEAL WASHER	(30/07/2009 - ...)
1090	1613 7341 00	1	PIPE COUPLING	(30/07/2009 - ...)
1100	0347 6105 00	1	HOSE CLIP	(30/07/2009 - ...)
1110	0072 8402 90	AR	HOSE	(30/07/2009 - ...)
1120	1613 7341 00	1	PIPE COUPLING	(30/07/2009 - ...)
1130	0347 6105 00	1	HOSE CLIP	(30/07/2009 - ...)
1140	0661 1000 39	1	SEAL WASHER	(30/07/2009 - ...)
1190	0070 6002 03	AR	PLASTIC TUBE	(30/07/2009 - 13/04/2013)
1190	0070 6002 04	AR	PLASTIC TUBE	(14/04/2013 - ...)
1200	0581 0000 38	1	PIPE COUPLING	(30/07/2009 - 13/04/2013)
1200	0583 8100 66	1	FITTING	(14/04/2013 - ...)
1210	0661 1000 42	1	SEAL WASHER	(30/07/2009 - 13/04/2013)
1220	0581 0000 43	1	BULKHEAD	(30/07/2009 - ...)
1225	0661 1000 40	1	SEAL WASHER	(30/07/2009 - ...)
1226	0852 0010 55	1	BALL VALVE	(30/07/2009 - ...)
1228	0581 1200 23	1	ELBOW COUPLING	(30/07/2009 - 13/04/2013)
1228	0583 8120 74	1	FITTING PIPE	(14/04/2013 - ...)
1240	0070 6002 03	AR	PLASTIC TUBE	(30/07/2009 - ...)
1250	1619 6510 00	1	NON RETURN VALVE	(30/07/2009 - ...)
1260	0581 0000 87	1	PIPE COUPLING	(30/07/2009 - ...)
1270	0661 1000 39	1	SEAL WASHER	(30/07/2009 - ...)
1275	0661 1000 38	1	SEAL WASHER	(30/07/2009 - 13/04/2013)
1280	0581 0000 35	1	COUPLING	(30/07/2009 - 13/04/2013)
1280	0583 8100 69	1	FITTING PIPE	(14/04/2013 - ...)
1290	0581 1200 23	1	ELBOW COUPLING	(30/07/2009 - 13/04/2013)
1290	0583 8120 74	1	FITTING PIPE	(14/04/2013 - ...)
1300	0070 6002 03	AR	PLASTIC TUBE	(30/07/2009 - ...)
1340	0147 1963 08	1	SCREW	(30/07/2009 - ...)
1343	0581 1200 23	1	ELBOW COUPLING	(30/07/2009 - 13/04/2013)
1343	0583 8120 74	1	FITTING PIPE	(14/04/2013 - ...)
1350	1503 2565 04	1	ELBOW	(30/07/2009 - ...)
1360	0661 1000 39	1	SEAL WASHER	(30/07/2009 - ...)
1370	1613 7341 00	1	PIPE COUPLING	(30/07/2009 - ...)
1380	0347 6105 00	1	HOSE CLIP	(30/07/2009 - ...)
1390	0072 8402 90	AR	HOSE	(30/07/2009 - ...)
1400	1613 7341 00	1	PIPE COUPLING	(30/07/2009 - ...)
1410	0347 6105 00	1	HOSE CLIP	(30/07/2009 - ...)
1420	0661 1000 39	1	SEAL WASHER	(30/07/2009 - ...)
1470	0070 6002 03	AR	PLASTIC TUBE	(30/07/2009 - 13/04/2013)
1470	0070 6002 04	AR	PLASTIC TUBE	(14/04/2013 - ...)
1480	0581 0000 38	1	PIPE COUPLING	(30/07/2009 - 13/04/2013)
1480	0583 8100 66	1	FITTING	(14/04/2013 - ...)
1490	0661 1000 42	1	SEAL WASHER	(30/07/2009 - 13/04/2013)
1500	0581 0000 43	1	BULKHEAD	(30/07/2009 - ...)

Legend:IDRY:N - Integrated dryer:No
MODEL:ZR45_08 - Model:ZR 45

MODEL:ZR30_08 - Model:ZR 30

MODEL:ZR37_08 - Model:ZR 37

24 - Drain system Pack - ZR
 (MODEL:ZR30_08 , MODEL:ZR37_08 , MODEL:ZR45_08) + IDRY:N



24 - Drain system Pack - ZR

(MODEL:ZR30_08 , MODEL:ZR37_08 , MODEL:ZR45_08) + IDRY:N

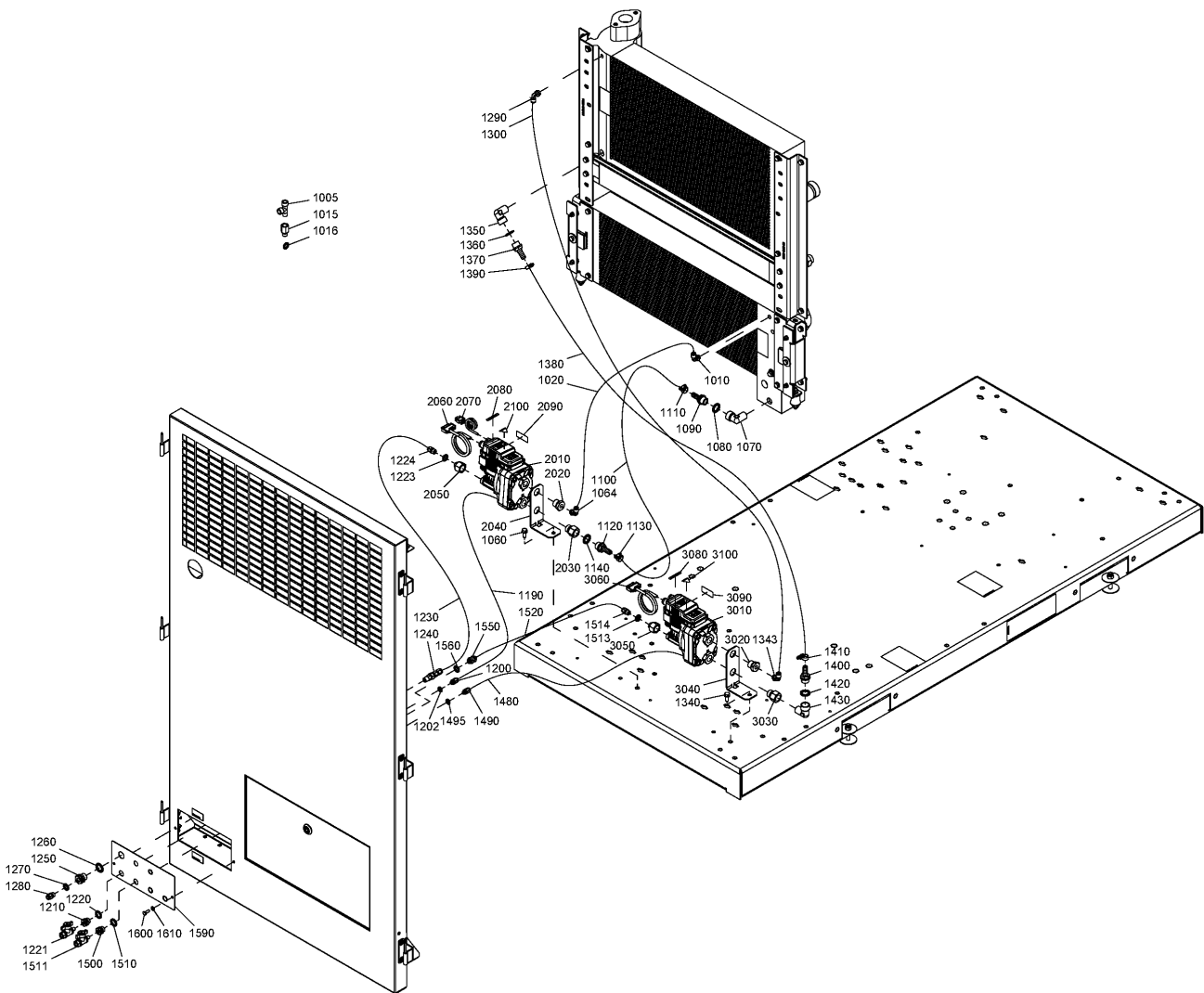
Ref	Part Number	Qty	Name	Validity
1505	0661 1000 40	1	SEAL WASHER	(30/07/2009 - ...)
1506	0852 0010 55	1	BALL VALVE	(30/07/2009 - ...)
1508	0581 1200 23	1	ELBOW COUPLING	(30/07/2009 - 13/04/2013)
1508	0583 8120 74	1	FITTING PIPE	(14/04/2013 - ...)
1520	0070 6002 03	AR	PLASTIC TUBE	(30/07/2009 - ...)
1550	0581 0000 55	1	PIPE COUPLING	(30/07/2009 - 13/04/2013)
1550	0583 8100 70	1	FITTING PIPE	(14/04/2013 - ...)
1560	0661 1000 38	1	SEAL WASHER	(17/11/2009 - 13/04/2013)
1560	0661 1000 49	1	SEAL WASHER	(30/07/2009 - 16/11/2009)
1585	1625 7452 10	1	PLATE	(14/04/2013 - ...)
1585	1625 7452 81	1	PLATE	(30/07/2009 - 13/04/2013)
1590	0147 1246 03	2	HEX.BOLT	(30/07/2009 - ...)
1595	0301 2321 00	2	PLAIN WASHER	(30/07/2009 - ...)
	1622 8551 41	1	EWD	(14/04/2013 - ...)
	1622 8551 81			(30/07/2009 - 13/04/2013)
2010	•	1	EWD	(30/07/2009 - ...)
2020	• 0605 8700 39	1	BUSHING	(30/07/2009 - ...)
2030	• 1622 8550 01	1	BUSHING	(30/07/2009 - ...)
2040	• 1622 8553 00	1	SUPPORT	(30/07/2009 - ...)
2050	• 0607 1151 08	1	REDUCING SOCKET	(30/07/2009 - 13/04/2013)
2050	• 0607 1151 18	1	SOCKET	(14/04/2013 - ...)
2060	• 1622 1799 01	1	CABLE EWD	(30/07/2009 - ...)
2080	• 1079 9927 97	1	LABEL	(30/07/2009 - ...)
2090	• 1079 9927 89	1	LABEL	(30/07/2009 - 13/04/2013)
2090	• 1079 9927 89	2	LABEL	(14/04/2013 - ...)
2100	• 1088 1001 01	1	WARNING MARK	(30/07/2009 - ...)
	• 2901 0632 00	1	PCB CONTROL	(30/07/2009 - ...)
	1622 8551 85	1	EWD	(30/07/2009 - 13/04/2013)
	1622 8551 43			(14/04/2013 - ...)
3010	•	1	EWD	(30/07/2009 - ...)
3020	• 0605 8700 39	1	BUSHING	(30/07/2009 - ...)
3030	• 1622 8550 01	1	BUSHING	(30/07/2009 - ...)
3040	• 1622 8553 00	1	SUPPORT	(30/07/2009 - ...)
3050	• 0607 1151 08	1	REDUCING SOCKET	(30/07/2009 - 13/04/2013)
3050	• 0607 1151 18	1	SOCKET	(14/04/2013 - ...)
3060	• 1622 1799 00	1	CABLE EWD	(30/07/2009 - ...)
3070	• 1622 1799 11	1	CABLE EWD	(30/07/2009 - ...)
3080	• 1079 9928 00	1	LABEL	(30/07/2009 - ...)
3090	• 1079 9927 89	1	LABEL	(30/07/2009 - 13/04/2013)
3090	• 1079 9927 89	2	LABEL	(14/04/2013 - ...)
3100	• 1088 1001 01	1	WARNING MARK	(30/07/2009 - ...)
	• 2901 0632 00	1	PCB CONTROL	(14/04/2013 - ...)

Legend:IDRY:N - Integrated dryer:No
MODEL:ZR45_08 - Model:ZR 45

MODEL:ZR30_08 - Model:ZR 30

MODEL:ZR37_08 - Model:ZR 37

25 - Drain system Pack - ZT
 (MODEL:ZT30_08 , MODEL:ZT37_08 , MODEL:ZT45_08) + IDRY:N



25 - Drain system Pack - ZT

(MODEL:ZT30_08 , MODEL:ZT37_08 , MODEL:ZT45_08) + IDRY:N

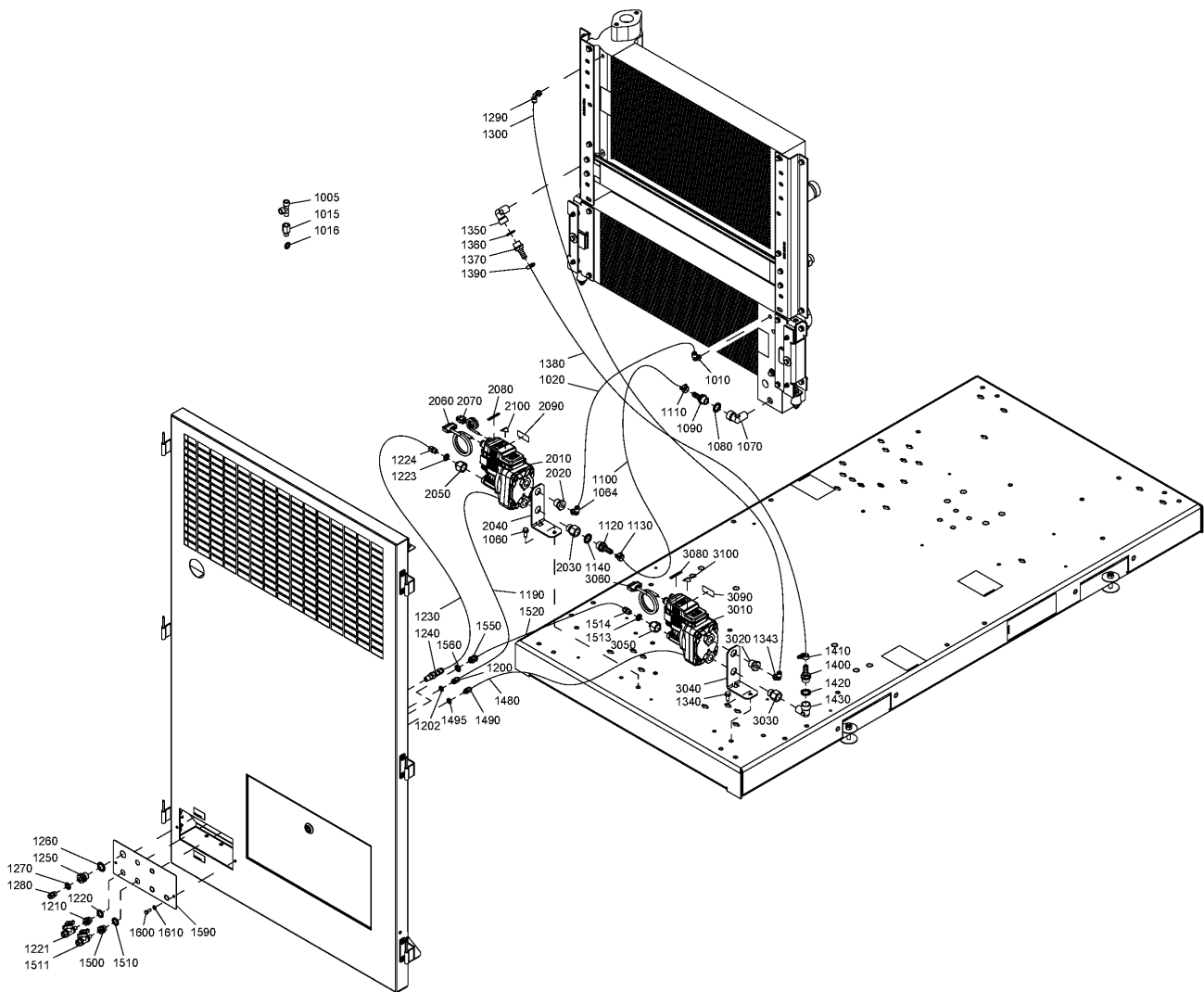
Ref	Part Number	Qty	Name	Validity
1005	1503 2566 11	1	TEE	(30/07/2009 - ...)
1010	0581 1200 23	1	ELBOW COUPLING	(30/07/2009 - 13/04/2013)
1010	0583 8120 74	1	FITTING PIPE	(14/04/2013 - ...)
1015	1625 8531 00	1	NIPPLE	(20/09/2010 - ...)
1016	0661 1000 38	1	SEAL WASHER	(20/09/2010 - ...)
1020	0070 6002 03	AR	PLASTIC TUBE	(30/07/2009 - ...)
1060	0147 1963 08	1	SCREW	(30/07/2009 - ...)
1064	0581 1200 23	1	ELBOW COUPLING	(30/07/2009 - 13/04/2013)
1064	0583 8120 74	1	FITTING PIPE	(14/04/2013 - ...)
1070	1503 2565 04	1	ELBOW	(30/07/2009 - ...)
1080	0661 1000 39	1	SEAL WASHER	(30/07/2009 - ...)
1090	1613 7341 00	1	PIPE COUPLING	(30/07/2009 - ...)
1100	0072 8402 90	AR	HOSE	(30/07/2009 - ...)
1110	0347 6105 00	1	HOSE CLIP	(30/07/2009 - ...)
1120	1613 7341 00	1	PIPE COUPLING	(30/07/2009 - ...)
1130	0347 6105 00	1	HOSE CLIP	(30/07/2009 - ...)
1140	0661 1000 39	1	SEAL WASHER	(30/07/2009 - ...)
1190	0070 6002 03	AR	PLASTIC TUBE	(30/07/2009 - 13/04/2013)
1190	0070 6002 04	AR	PLASTIC TUBE	(14/04/2013 - ...)
1200	0581 0000 38	1	PIPE COUPLING	(30/07/2009 - 13/04/2013)
1200	0583 8100 66	1	FITTING	(14/04/2013 - ...)
1202	0661 1000 42	1	SEAL WASHER	(30/07/2009 - 13/04/2013)
1210	0581 0000 43	1	BULKHEAD	(30/07/2009 - ...)
1220	0661 1000 40	1	SEAL WASHER	(30/07/2009 - 13/04/2013)
1221	0852 0010 55	1	BALL VALVE	(30/07/2009 - ...)
1223	0661 1000 38	1	SEAL WASHER	(30/07/2009 - 13/04/2013)
1224	0581 0000 35	1	COUPLING	(30/07/2009 - 13/04/2013)
1224	0583 8100 69	1	FITTING PIPE	(14/04/2013 - ...)
1230	0070 6002 03	AR	PLASTIC TUBE	(30/07/2009 - ...)
1240	1619 6510 00	1	NON RETURN VALVE	(30/07/2009 - ...)
1250	0581 0000 87	1	PIPE COUPLING	(30/07/2009 - ...)
1260	0661 1000 39	1	WASHER SEAL	(30/07/2009 - 13/04/2013)
1270	0661 1000 38	1	SEAL WASHER	(30/07/2009 - 13/04/2013)
1280	0581 0000 35	1	COUPLING	(30/07/2009 - 13/04/2013)
1280	0583 8100 69	1	FITTING PIPE	(14/04/2013 - ...)
1290	0581 1200 23	1	ELBOW COUPLING	(30/07/2009 - 13/04/2013)
1290	0583 8120 74	1	FITTING PIPE	(14/04/2013 - ...)
1300	0070 6002 03	AR	PLASTIC TUBE	(30/07/2009 - ...)
1340	0147 1963 08	1	SCREW	(30/07/2009 - ...)
1343	0581 1200 23	1	ELBOW COUPLING	(30/07/2009 - 13/04/2013)
1343	0583 8120 74	1	FITTING PIPE	(14/04/2013 - ...)
1350	1503 2565 04	1	ELBOW	(30/07/2009 - ...)
1360	0661 1000 39	1	SEAL WASHER	(30/07/2009 - ...)
1370	1613 7341 00	1	PIPE COUPLING	(30/07/2009 - ...)
1380	0072 8402 90	AR	HOSE	(30/07/2009 - ...)
1390	0347 6105 00	1	HOSE CLIP	(30/07/2009 - ...)
1400	1613 7341 00	1	PIPE COUPLING	(30/07/2009 - ...)
1410	0347 6105 00	1	HOSE CLIP	(30/07/2009 - ...)
1420	0661 1000 39	1	SEAL WASHER	(30/07/2009 - ...)
1430	1503 2565 04	1	ELBOW	(30/07/2009 - ...)

Legend:IDRY:N - Integrated dryer:No
MODEL:ZT45_08 - Model:ZT 45

MODEL:ZT30_08 - Model:ZT 30

MODEL:ZT37_08 - Model:ZT 37

25 - Drain system Pack - ZT
 (MODEL:ZT30_08 , MODEL:ZT37_08 , MODEL:ZT45_08) + IDRY:N



25 - Drain system Pack - ZT

(MODEL:ZT30_08 , MODEL:ZT37_08 , MODEL:ZT45_08) + IDRY:N

Ref	Part Number	Qty	Name	Validity
1480	0070 6002 03	AR	PLASTIC TUBE	(30/07/2009 - 13/04/2013)
1480	0070 6002 04	AR	PLASTIC TUBE	(14/04/2013 - ...)
1490	0581 0000 38	1	PIPE COUPLING	(30/07/2009 - 13/04/2013)
1490	0583 8100 66	1	FITTING	(14/04/2013 - ...)
1495	0661 1000 42	1	SEAL WASHER	(30/07/2009 - 13/04/2013)
1500	0581 0000 43	1	BULKHEAD	(30/07/2009 - ...)
1510	0661 1000 40	1	SEAL WASHER	(30/07/2009 - 13/04/2013)
1511	0852 0010 55	1	BALL VALVE	(30/07/2009 - ...)
1513	0661 1000 38	1	SEAL WASHER	(30/07/2009 - 13/04/2013)
1514	0581 0000 35	1	COUPLING	(30/07/2009 - 13/04/2013)
1514	0583 8100 69	1	FITTING PIPE	(14/04/2013 - ...)
1520	0070 6002 03	AR	PLASTIC TUBE	(30/07/2009 - ...)
1550	0581 0000 55	1	PIPE COUPLING	(30/07/2009 - 13/04/2013)
1550	0583 8100 70	1	FITTING PIPE	(14/04/2013 - ...)
1560	0661 1000 38	1	SEAL WASHER	(17/11/2009 - 13/04/2013)
1560	0661 1000 49	1	SEAL WASHER	(30/07/2009 - 16/11/2009)
1590	1625 7452 10	1	PLATE	(14/04/2013 - ...)
1590	1625 7452 81	1	PLATE	(30/07/2009 - 13/04/2013)
1600	0147 1246 03	2	HEX.BOLT	(30/07/2009 - ...)
1610	0301 2321 00	2	PLAIN WASHER	(30/07/2009 - ...)
	1622 8551 85	1	EWD	(30/07/2009 - 13/04/2013)
	1622 8551 43			(14/04/2013 - ...)
2010	•	1	EWD	(30/07/2009 - ...)
2020	• 0605 8700 39	1	BUSHING	(30/07/2009 - ...)
2030	• 1622 8550 01	1	BUSHING	(30/07/2009 - ...)
2040	• 1622 8553 00	1	SUPPORT	(30/07/2009 - ...)
2050	• 0607 1151 08	1	REDUCING SOCKET	(30/07/2009 - 13/04/2013)
2050	• 0607 1151 18	1	SOCKET	(14/04/2013 - ...)
2060	• 1622 1799 00	1	CABLE EWD	(30/07/2009 - ...)
2070	• 1622 1799 11	1	CABLE EWD	(30/07/2009 - ...)
2080	• 1079 9928 00	1	LABEL	(30/07/2009 - ...)
2090	• 1079 9927 89	1	LABEL	(30/07/2009 - 13/04/2013)
2090	• 1079 9927 89	2	LABEL	(14/04/2013 - ...)
2100	• 1088 1001 01	1	WARNING MARK	(30/07/2009 - ...)
	• 2901 0632 00	1	PCB CONTROL	(30/07/2009 - ...)
	1622 8551 41	1	EWD	(14/04/2013 - ...)
	1622 8551 81			(30/07/2009 - 13/04/2013)
3010	•	1	EWD	(30/07/2009 - ...)
3020	• 0605 8700 39	1	BUSHING	(30/07/2009 - ...)
3030	• 1622 8550 01	1	BUSHING	(30/07/2009 - ...)
3040	• 1622 8553 00	1	SUPPORT	(30/07/2009 - ...)
3050	• 0607 1151 08	1	REDUCING SOCKET	(30/07/2009 - 13/04/2013)
3050	• 0607 1151 18	1	SOCKET	(14/04/2013 - ...)
3060	• 1622 1799 01	1	CABLE EWD	(30/07/2009 - ...)
3080	• 1079 9927 97	1	LABEL	(30/07/2009 - ...)
3090	• 1079 9927 89	1	LABEL	(30/07/2009 - 13/04/2013)
3090	• 1079 9927 89	2	LABEL	(14/04/2013 - ...)
3100	• 1088 1001 01	1	WARNING MARK	(30/07/2009 - ...)
	• 2901 0632 00	1	PCB CONTROL	(30/07/2009 - ...)

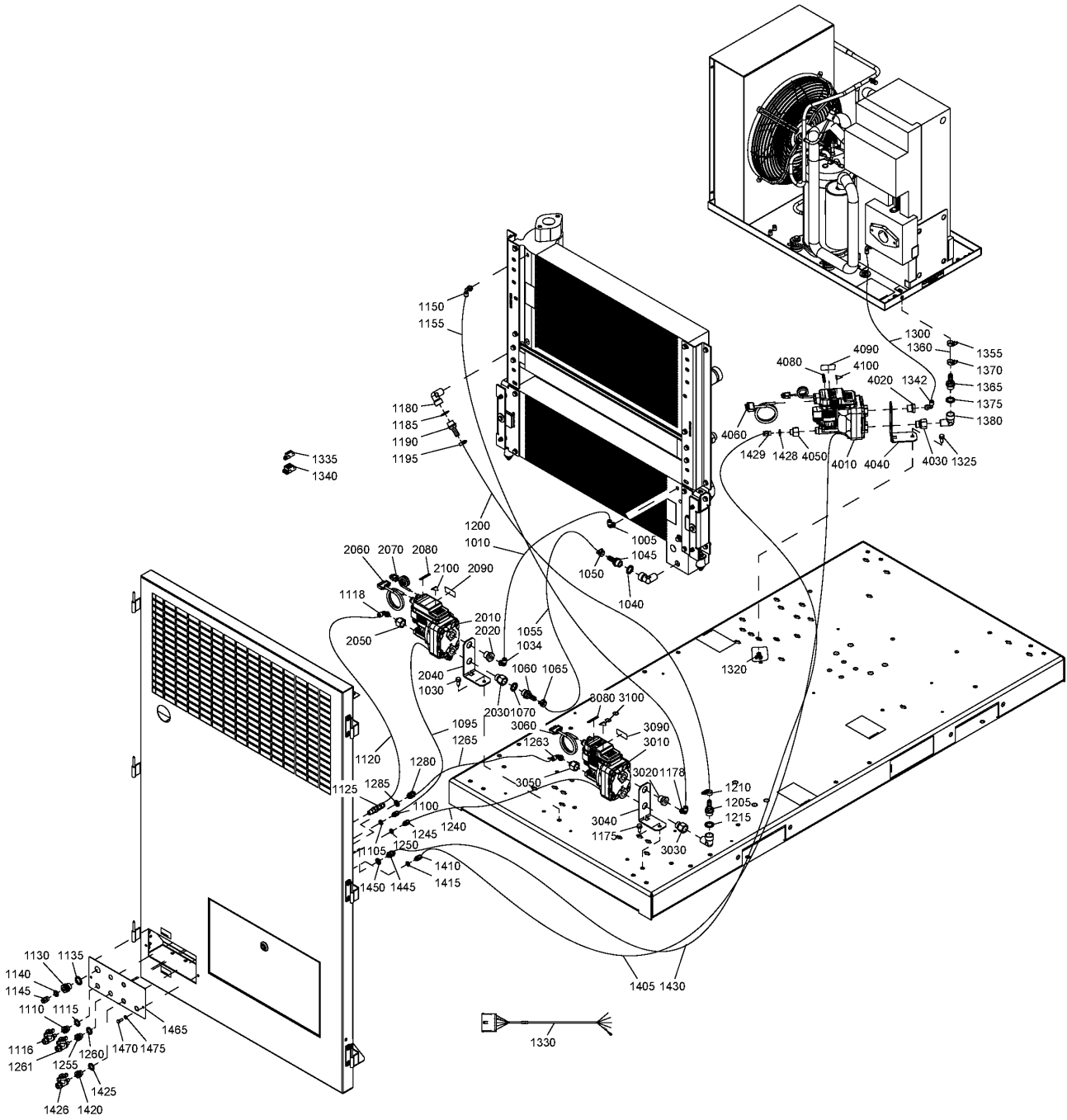
Legend:

IDRY:N - Integrated dryer:No
MODEL:ZT45_08 - Model:ZT 45

MODEL:ZT30_08 - Model:ZT 30

MODEL:ZT37_08 - Model:ZT 37

26 - Drain system Full feature - ZR
 (MODEL:ZR30_08 , MODEL:ZR37_08 , MODEL:ZR45_08) + IDRY:ID



26 - Drain system Full feature - ZR

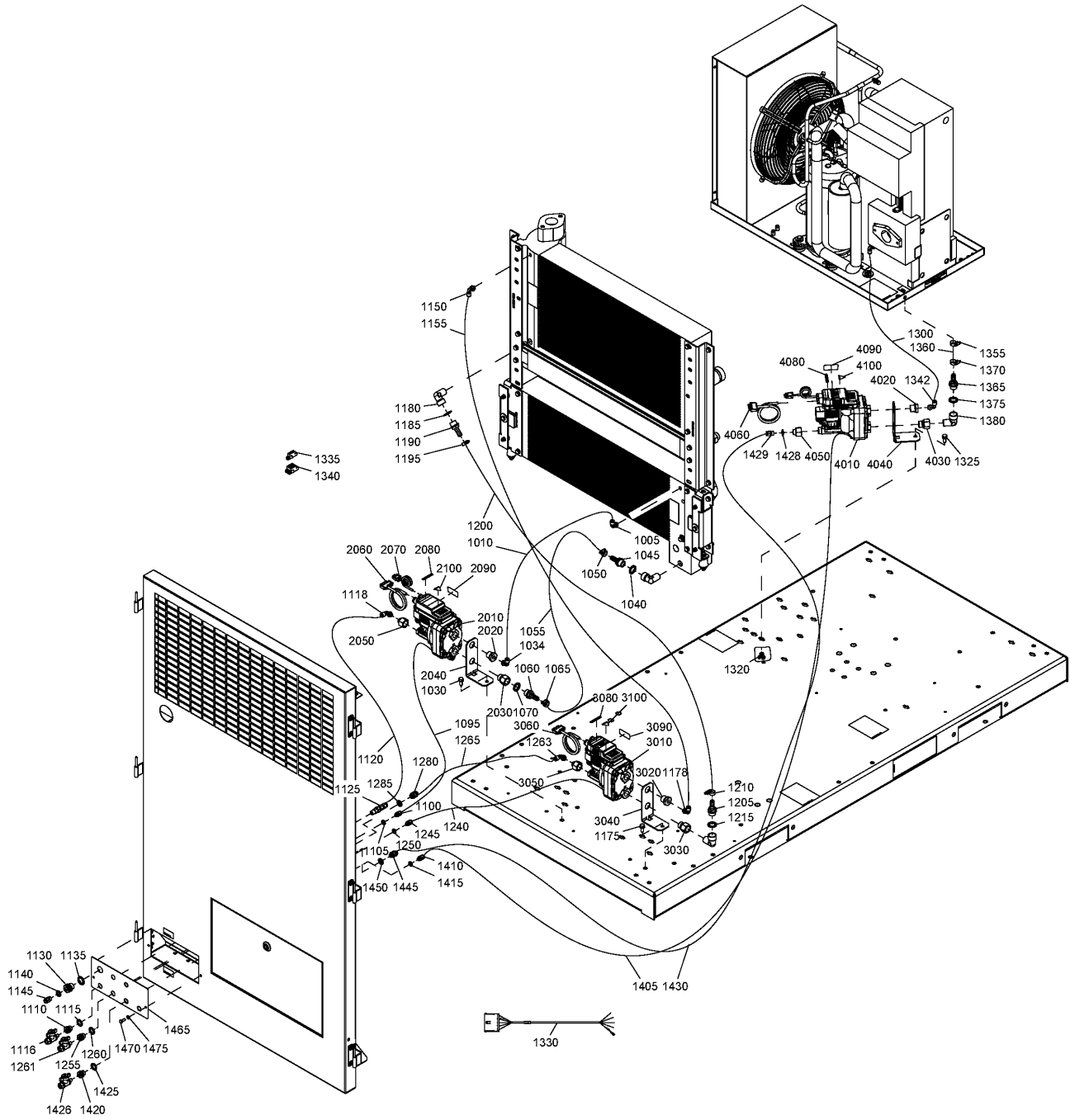
(MODEL:ZR30_08 , MODEL:ZR37_08 , MODEL:ZR45_08) + IDRY:ID

Ref	Part Number	Qty	Name	Validity
1005	0581 1200 23	1	ELBOW COUPLING	(30/07/2009 - 13/04/2013)
1005	0583 8120 74	1	FITTING PIPE	(14/04/2013 - ...)
1010	0070 6002 03	AR	PLASTIC TUBE	(30/07/2009 - ...)
1030	0147 1963 08	1	SCREW	(30/07/2009 - ...)
1034	0581 1200 23	1	ELBOW COUPLING	(30/07/2009 - 13/04/2013)
1034	0583 8120 74	1	FITTING PIPE	(14/04/2013 - ...)
1040	0661 1000 39	1	SEAL WASHER	(30/07/2009 - ...)
1045	1613 7341 00	1	PIPE COUPLING	(30/07/2009 - ...)
1050	0347 6105 00	1	HOSE CLIP	(30/07/2009 - ...)
1055	0072 8402 90	AR	HOSE	(30/07/2009 - ...)
1060	1613 7341 00	1	PIPE COUPLING	(30/07/2009 - ...)
1065	0347 6105 00	1	HOSE CLIP	(30/07/2009 - ...)
1070	0661 1000 39	1	SEAL WASHER	(30/07/2009 - ...)
1095	0070 6002 03	AR	PLASTIC TUBE	(30/07/2009 - 13/04/2013)
1095	0070 6002 04	AR	PLASTIC TUBE	(14/04/2013 - ...)
1100	0581 0000 38	1	PIPE COUPLING	(30/07/2009 - 13/04/2013)
1100	0583 8100 66	1	FITTING	(14/04/2013 - ...)
1105	0661 1000 42	1	SEAL WASHER	(30/07/2009 - 13/04/2013)
1110	0581 0000 43	1	BULKHEAD	(30/07/2009 - ...)
1115	0661 1000 40	1	SEAL WASHER	(30/07/2009 - ...)
1116	0852 0010 55	1	BALL VALVE	(30/07/2009 - ...)
1118	0581 1200 23	1	ELBOW COUPLING	(30/07/2009 - 13/04/2013)
1118	0583 8120 74	1	FITTING PIPE	(14/04/2013 - ...)
1120	0070 6002 03	AR	PLASTIC TUBE	(30/07/2009 - ...)
1125	1619 6510 00	1	NON RETURN VALVE	(30/07/2009 - ...)
1130	0581 0000 87	1	PIPE COUPLING	(30/07/2009 - ...)
1135	0661 1000 39	1	SEAL WASHER	(30/07/2009 - ...)
1140	0661 1000 38	1	SEAL WASHER	(30/07/2009 - 13/04/2013)
1145	0581 0000 35	1	COUPLING	(30/07/2009 - 13/04/2013)
1145	0583 8100 69	1	FITTING PIPE	(14/04/2013 - ...)
1150	0581 1200 23	1	ELBOW COUPLING	(30/07/2009 - 13/04/2013)
1150	0583 8120 74	1	FITTING PIPE	(14/04/2013 - ...)
1155	0070 6002 03	AR	PLASTIC TUBE	(30/07/2009 - ...)
1175	0147 1963 08	1	SCREW	(30/07/2009 - ...)
1178	0581 1200 23	1	ELBOW COUPLING	(30/07/2009 - 13/04/2013)
1178	0583 8120 74	1	FITTING PIPE	(14/04/2013 - ...)
1180	1503 2565 04	1	ELBOW	(30/07/2009 - ...)
1185	0661 1000 39	1	SEAL WASHER	(30/07/2009 - ...)
1190	1613 7341 00	1	PIPE COUPLING	(30/07/2009 - ...)
1195	0347 6105 00	1	HOSE CLIP	(30/07/2009 - ...)
1200	0072 8402 90	AR	HOSE	(30/07/2009 - ...)
1205	1613 7341 00	1	PIPE COUPLING	(30/07/2009 - ...)
1210	0347 6105 00	1	HOSE CLIP	(30/07/2009 - ...)
1215	0661 1000 39	1	SEAL WASHER	(30/07/2009 - ...)
1240	0070 6002 03	AR	PLASTIC TUBE	(30/07/2009 - 13/04/2013)
1240	0070 6002 04	AR	PLASTIC TUBE	(14/04/2013 - ...)
1245	0581 0000 38	1	PIPE COUPLING	(30/07/2009 - 13/04/2013)
1245	0583 8100 66	1	FITTING	(14/04/2013 - ...)
1250	0661 1000 42	1	SEAL WASHER	(30/07/2009 - 13/04/2013)
1255	0581 0000 43	1	BULKHEAD	(30/07/2009 - ...)

Legend:IDRY:ID - Integrated dryer:ID dryer
MODEL:ZR45_08 - Model:ZR 45

MODEL:ZR30_08 - Model:ZR 30

MODEL:ZR37_08 - Model:ZR 37



26 - Drain system Full feature - ZR

(MODEL:ZR30_08 , MODEL:ZR37_08 , MODEL:ZR45_08) + IDRY:ID

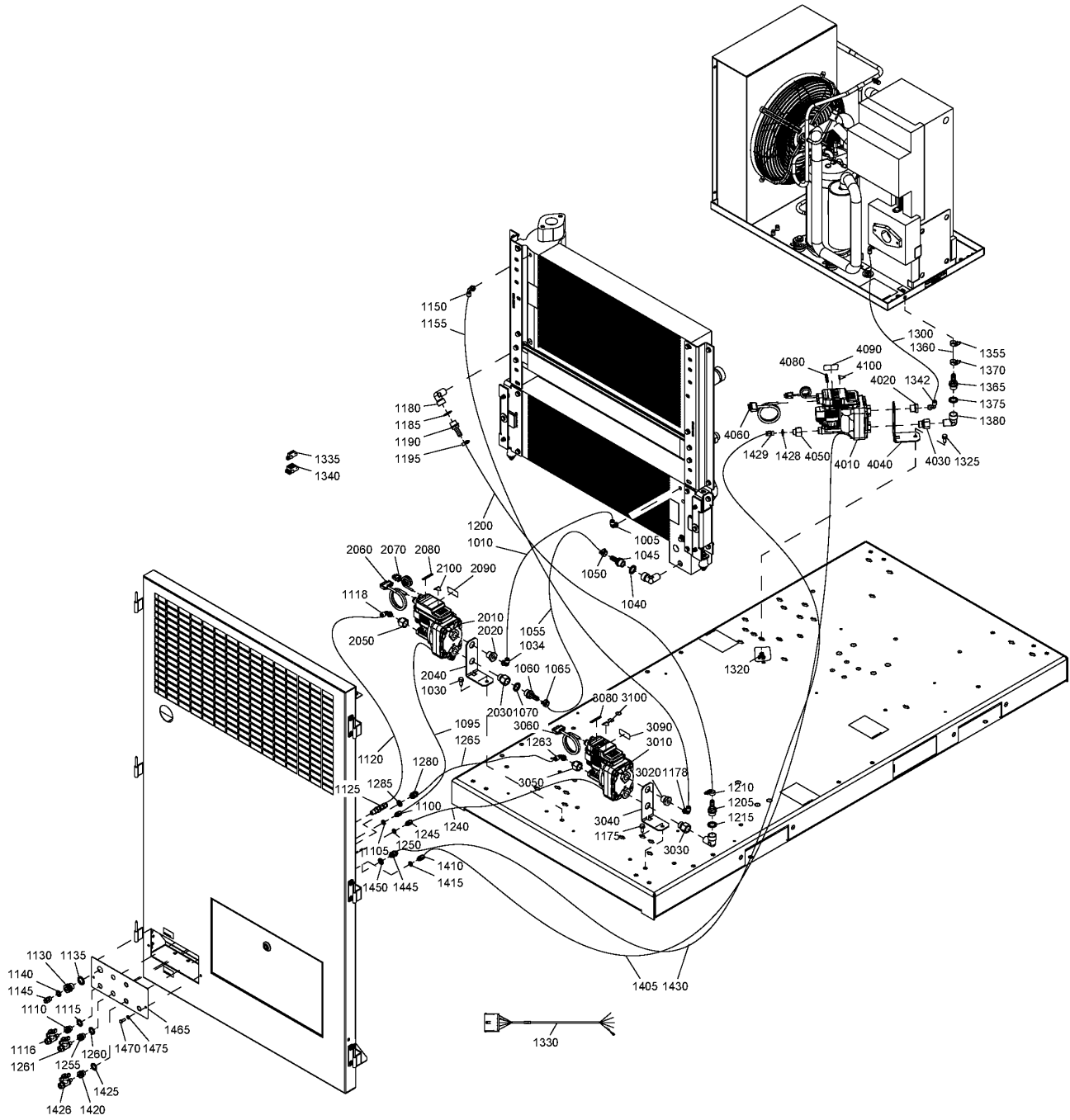
Ref	Part Number	Qty	Name	Validity
1260	0661 1000 40	1	SEAL WASHER	(30/07/2009 - ...)
1261	0852 0010 55	1	BALL VALVE	(30/07/2009 - ...)
1263	0581 1200 23	1	ELBOW COUPLING	(30/07/2009 - 13/04/2013)
1263	0583 8120 74	1	FITTING PIPE	(14/04/2013 - ...)
1265	0070 6002 03	AR	PLASTIC TUBE	(30/07/2009 - ...)
1280	0581 0000 55	1	PIPE COUPLING	(30/07/2009 - 13/04/2013)
1280	0583 8100 70	1	FITTING PIPE	(14/04/2013 - ...)
1285	0661 1000 38	1	SEAL WASHER	(17/11/2009 - ...)
1285	0661 1000 49	1	SEAL WASHER	(30/07/2009 - 16/11/2009)
1300	0070 6002 03	AR	PLASTIC TUBE	(30/07/2009 - ...)
1320	0298 1000 43	1	BLIND RIVET NUT	(30/07/2009 - ...)
1325	0147 1963 08	1	SCREW	(30/07/2009 - ...)
1330	1622 5843 20	1	WIRING	(30/07/2009 - ...)
1335	1088 0037 62	1	CONNECTOR	(30/07/2009 - ...)
1340	1088 0037 65	1	CONNECTOR	(30/07/2009 - ...)
1342	0581 1200 23	1	ELBOW COUPLING	(30/07/2009 - 13/04/2013)
1342	0583 8120 74	1	FITTING PIPE	(14/04/2013 - ...)
1355	0347 6105 00	1	HOSE CLIP	(30/07/2009 - ...)
1360	0072 8402 90	AR	HOSE	(30/07/2009 - ...)
1365	1613 7341 00	1	PIPE COUPLING	(30/07/2009 - ...)
1370	0347 6105 00	1	HOSE CLIP	(30/07/2009 - ...)
1375	0661 1000 39	1	WASHER SEAL	(30/07/2009 - ...)
1380	1503 2565 04	1	ELBOW	(30/07/2009 - ...)
1405	0070 6002 03	AR	PLASTIC TUBE	(30/07/2009 - 13/04/2013)
1405	0070 6002 04	AR	PLASTIC TUBE	(14/04/2013 - ...)
1410	0581 0000 38	1	PIPE COUPLING	(30/07/2009 - 13/04/2013)
1410	0583 8100 66	1	FITTING	(14/04/2013 - ...)
1415	0661 1000 42	1	SEAL WASHER	(30/07/2009 - 13/04/2013)
1420	0581 0000 43	1	BULKHEAD	(30/07/2009 - ...)
1425	0661 1000 40	1	SEAL WASHER	(30/07/2009 - ...)
1426	0852 0010 55	1	BALL VALVE	(30/07/2009 - ...)
1428	0661 1000 38	1	SEAL WASHER	(30/07/2009 - 13/04/2013)
1429	0581 0000 35	1	COUPLING	(30/07/2009 - 13/04/2013)
1429	0583 8100 69	1	FITTING PIPE	(14/04/2013 - ...)
1430	0070 6002 03	AR	PLASTIC TUBE	(30/07/2009 - ...)
1445	0581 0000 55	1	PIPE COUPLING	(30/07/2009 - 13/04/2013)
1445	0583 8100 70	1	FITTING PIPE	(14/04/2013 - ...)
1450	0661 1000 38	1	SEAL WASHER	(17/11/2009 - 13/04/2013)
1450	0661 1000 49	1	SEAL WASHER	(30/07/2009 - 16/11/2009)
1465	1625 7452 10	1	PLATE	(14/04/2013 - ...)
1465	1625 7452 81	1	PLATE	(30/07/2009 - 13/04/2013)
1470	0147 1246 03	2	HEX.BOLT	(30/07/2009 - ...)
1475	0301 2321 00	2	PLAIN WASHER	(30/07/2009 - ...)
	1622 8551 85	1	EWD	(30/07/2009 - 13/04/2013)
	1622 8551 43			(14/04/2013 - ...)
2010	•	1	EWD	(30/07/2009 - ...)
2020	• 0605 8700 39	1	BUSHING	(30/07/2009 - ...)
2030	• 1622 8550 01	1	BUSHING	(30/07/2009 - ...)
2040	• 1622 8553 00	1	SUPPORT	(30/07/2009 - ...)
2050	• 0607 1151 08	1	REDUCING SOCKET	(30/07/2009 - 13/04/2013)

Legend:IDRY:ID - Integrated dryer:ID dryer
MODEL:ZR45_08 - Model:ZR 45

MODEL:ZR30_08 - Model:ZR 30

MODEL:ZR37_08 - Model:ZR 37

26 - Drain system Full feature - ZR
(MODEL:ZR30_08 , MODEL:ZR37_08 , MODEL:ZR45_08) + IDRY:ID



26 - Drain system Full feature - ZR

(MODEL:ZR30_08 , MODEL:ZR37_08 , MODEL:ZR45_08) + IDRY:ID

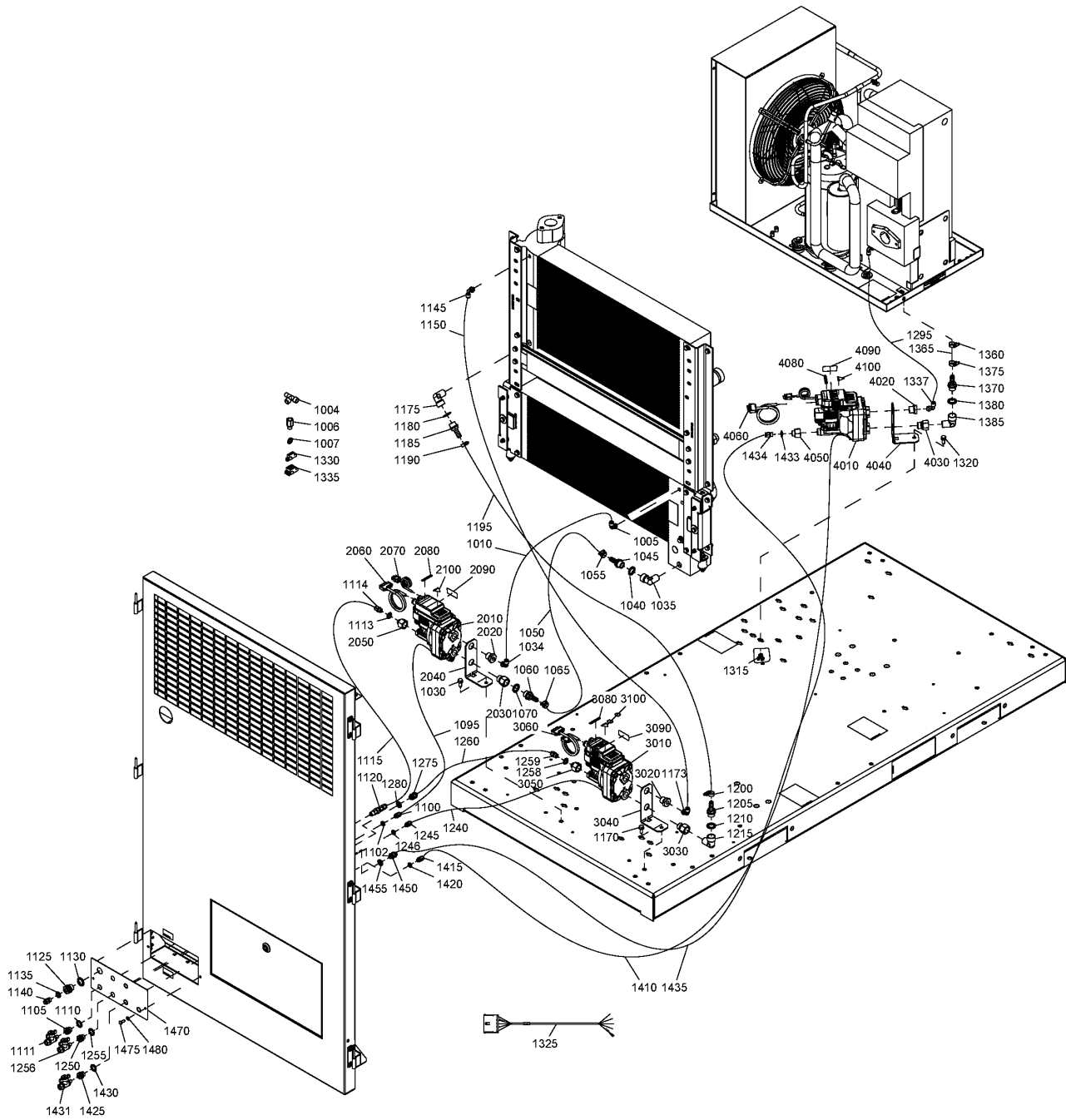
Ref	Part Number	Qty	Name	Validity
2050	• 0607 1151 18	1	SOCKET	(14/04/2013 - ...)
2060	• 1622 1799 00	1	CABLE	(30/07/2009 - ...)
2070	• 1622 1799 11	1	CABLE	(30/07/2009 - ...)
2080	• 1079 9928 00	1	LABEL	(30/07/2009 - ...)
2090	• 1079 9927 89	1	LABEL	(30/07/2009 - 13/04/2013)
2090	• 1079 9927 89	2	LABEL	(14/04/2013 - ...)
2100	• 1088 1001 01	1	WARNING MARK	(30/07/2009 - ...)
	• 2901 0632 00	1	PCB CONTROL	(30/07/2009 - ...)
	1622 8551 41	1	EWD	(14/04/2013 - ...)
	1622 8551 81			(30/07/2009 - 13/04/2013)
3010	•	1	EWD	(30/07/2009 - ...)
3020	• 0605 8700 39	1	BUSHING	(30/07/2009 - ...)
3030	• 1622 8550 01	1	BUSHING	(30/07/2009 - ...)
3040	• 1622 8553 00	1	SUPPORT	(30/07/2009 - ...)
3050	• 0607 1151 08	1	REDUCING SOCKET	(30/07/2009 - 13/04/2013)
3050	• 0607 1151 18	1	SOCKET	(14/04/2013 - ...)
3060	• 1622 1799 01	1	CABLE	(30/07/2009 - ...)
3080	• 1079 9927 97	1	LABEL	(30/07/2009 - ...)
3090	• 1079 9927 89	1	LABEL	(30/07/2009 - 13/04/2013)
3090	• 1079 9927 89	2	LABEL	(14/04/2013 - ...)
3100	• 1088 1001 01	1	WARNING MARK	(30/07/2009 - ...)
	• 2901 0632 00	1	PCB CONTROL	(30/07/2009 - ...)
	1622 8551 41	1	EWD	(14/04/2013 - ...)
	1622 8551 81			(30/07/2009 - 13/04/2013)
4010	•	1	DRAIN	(30/07/2009 - ...)
4020	• 0605 8700 39	1	BUSHING	(30/07/2009 - ...)
4030	• 1622 8550 01	1	BUSHING	(30/07/2009 - ...)
4040	• 1622 8553 00	1	SUPPORT	(30/07/2009 - 13/04/2013)
4050	• 0607 1151 18	1	SOCKET	(14/04/2013 - ...)
4050	• 0607 1151 08	1	REDUCING SOCKET	(30/07/2009 - ...)
4060	• 1622 1799 01	1	CABLE	(30/07/2009 - ...)
4080	• 1079 9927 97	1	LABEL	(30/07/2009 - ...)
4090	• 1079 9927 89	2	LABEL	(14/04/2013 - ...)
4090	• 1079 9927 89	1	LABEL	(30/07/2009 - 13/04/2013)
4100	• 1088 1001 01	1	WARNING MARK	(30/07/2009 - ...)
	• 2901 0632 00	1	PCB CONTROL	(30/07/2009 - ...)

Legend:IDRY:ID - Integrated dryer:ID dryer
MODEL:ZR45_08 - Model:ZR 45

MODEL:ZR30_08 - Model:ZR 30

MODEL:ZR37_08 - Model:ZR 37

27 - Drain system Full Feature - ZT
 (MODEL:ZT30_08 , MODEL:ZT37_08 , MODEL:ZT45_08) + IDRY:ID



27 - Drain system Full Feature - ZT

(MODEL:ZT30_08 , MODEL:ZT37_08 , MODEL:ZT45_08) + IDRY:ID

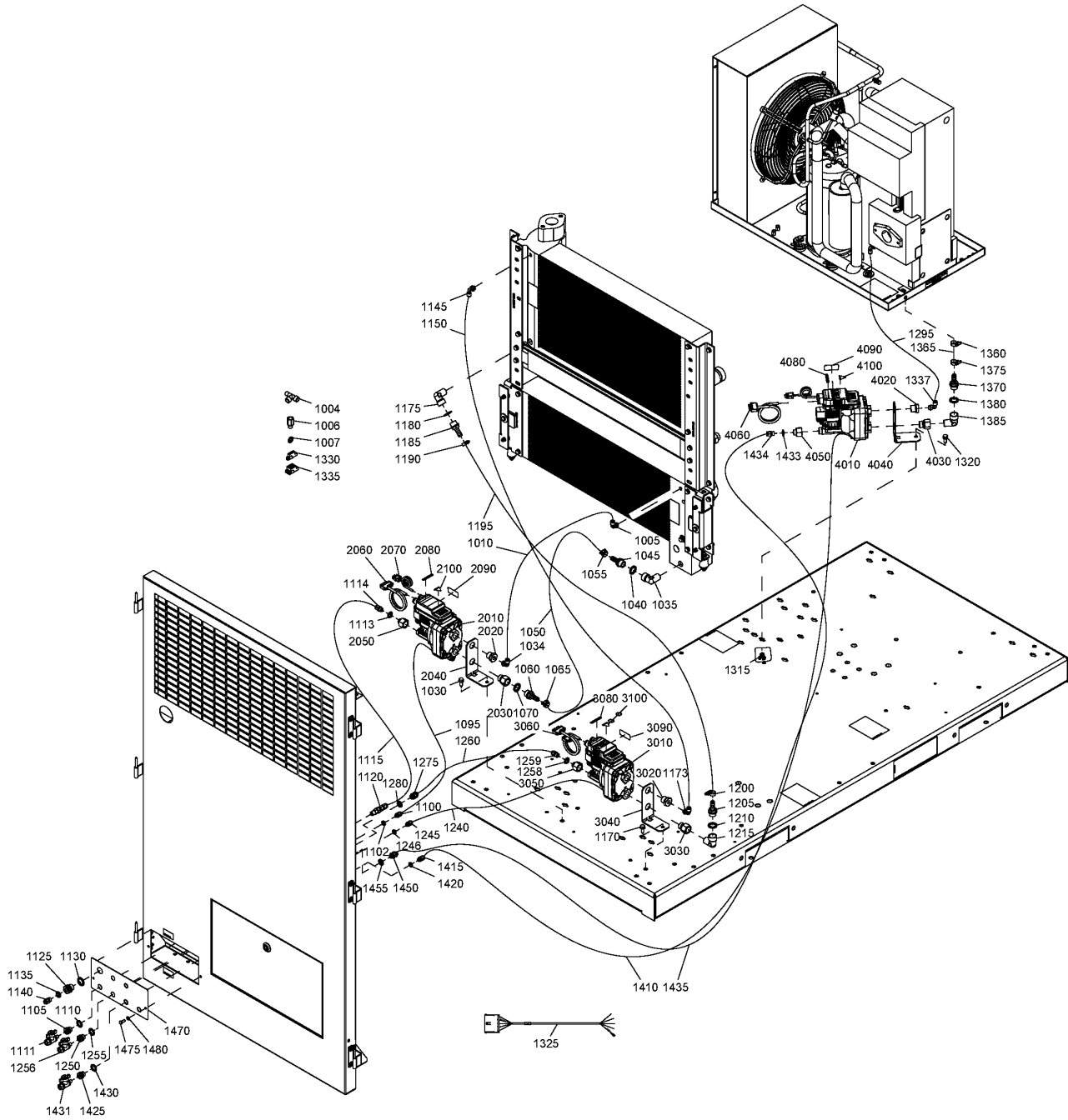
Ref	Part Number	Qty	Name	Validity
1004	1503 2566 11	1	TEE	(30/07/2009 - ...)
1005	0581 1200 23	1	ELBOW COUPLING	(30/07/2009 - 13/04/2013)
1005	0583 8120 74	1	FITTING PIPE	(14/04/2013 - ...)
1006	1625 8531 00	1	NIPPLE	(20/09/2010 - ...)
1007	0661 1000 38	1	SEAL WASHER	(20/09/2010 - ...)
1010	0070 6002 03	AR	PLASTIC TUBE	(30/07/2009 - ...)
1030	0147 1963 08	1	SCREW	(30/07/2009 - ...)
1034	0581 1200 23	1	ELBOW COUPLING	(30/07/2009 - 13/04/2013)
1034	0583 8120 74	1	FITTING PIPE	(14/04/2013 - ...)
1035	1503 2565 04	1	ELBOW	(30/07/2009 - ...)
1040	0661 1000 39	1	SEAL WASHER	(30/07/2009 - ...)
1045	1613 7341 00	1	PIPE COUPLING	(30/07/2009 - ...)
1050	0072 8402 90	AR	HOSE	(30/07/2009 - ...)
1055	0347 6105 00	1	HOSE CLIP	(30/07/2009 - ...)
1060	1613 7341 00	1	PIPE COUPLING	(30/07/2009 - ...)
1065	0347 6105 00	1	HOSE CLIP	(30/07/2009 - ...)
1070	0661 1000 39	1	SEAL WASHER	(30/07/2009 - ...)
1095	0070 6002 03	AR	PLASTIC TUBE	(30/07/2009 - ...)
1100	0581 0000 38	1	PIPE COUPLING	(30/07/2009 - 13/04/2013)
1100	0583 8100 76	1	COUPLING STR	(14/04/2013 - 29/07/2014)
1100	0583 8100 66	1	FITTING	(30/07/2014 - ...)
1102	0661 1000 42	1	SEAL WASHER	(30/07/2009 - 13/04/2013)
1105	0581 0000 43	1	BULKHEAD	(30/07/2009 - ...)
1110	0661 1000 40	1	SEAL WASHER	(30/07/2009 - 13/04/2013)
1111	0852 0010 55	1	BALL VALVE	(30/07/2009 - ...)
1113	0661 1000 38	1	SEAL WASHER	(30/07/2009 - 13/04/2013)
1114	0581 0000 35	1	COUPLING	(30/07/2009 - 13/04/2013)
1114	0583 8100 69	1	FITTING PIPE	(14/04/2013 - ...)
1115	0070 6002 03	AR	PLASTIC TUBE	(30/07/2009 - ...)
1120	1619 6510 00	1	NON RETURN VALVE	(30/07/2009 - ...)
1125	0581 0000 87	1	PIPE COUPLING	(30/07/2009 - ...)
1130	0661 1000 39	1	SEAL WASHER	(30/07/2009 - ...)
1135	0661 1000 38	1	SEAL WASHER	(30/07/2009 - 13/04/2013)
1140	0581 0000 35	1	COUPLING	(30/07/2009 - 13/04/2013)
1140	0583 8100 69	1	FITTING PIPE	(14/04/2013 - ...)
1145	0581 1200 23	1	ELBOW COUPLING	(30/07/2009 - 13/04/2013)
1145	0583 8120 74	1	FITTING PIPE	(14/04/2013 - ...)
1150	0070 6002 03	7	PLASTIC TUBE	(30/07/2009 - ...)
1170	0147 1963 08	1	SCREW	(30/07/2009 - ...)
1173	0581 1200 23	1	ELBOW COUPLING	(30/07/2009 - 13/04/2013)
1173	0583 8120 74	1	FITTING PIPE	(14/04/2013 - ...)
1175	1503 2565 04	1	ELBOW	(30/07/2009 - ...)
1180	0661 1000 39	1	SEAL WASHER	(30/07/2009 - ...)
1185	1613 7341 00	1	PIPE COUPLING	(30/07/2009 - ...)
1190	0347 6105 00	1	HOSE CLIP	(30/07/2009 - ...)
1195	0072 8402 90	AR	HOSE	(30/07/2009 - ...)
1200	0347 6105 00	1	HOSE CLIP	(30/07/2009 - ...)
1205	1613 7341 00	1	PIPE COUPLING	(30/07/2009 - ...)
1210	0661 1000 39	1	SEAL WASHER	(30/07/2009 - ...)
1215	1503 2565 04	1	ELBOW	(30/07/2009 - ...)

Legend:IDRY:ID - Integrated dryer:ID dryer
MODEL:ZT45_08 - Model:ZT 45

MODEL:ZT30_08 - Model:ZT 30

MODEL:ZT37_08 - Model:ZT 37

27 - Drain system Full Feature - ZT
 (MODEL:ZT30_08 , MODEL:ZT37_08 , MODEL:ZT45_08) + IDRY:ID



27 - Drain system Full Feature - ZT

(MODEL:ZT30_08 , MODEL:ZT37_08 , MODEL:ZT45_08) + IDRY:ID

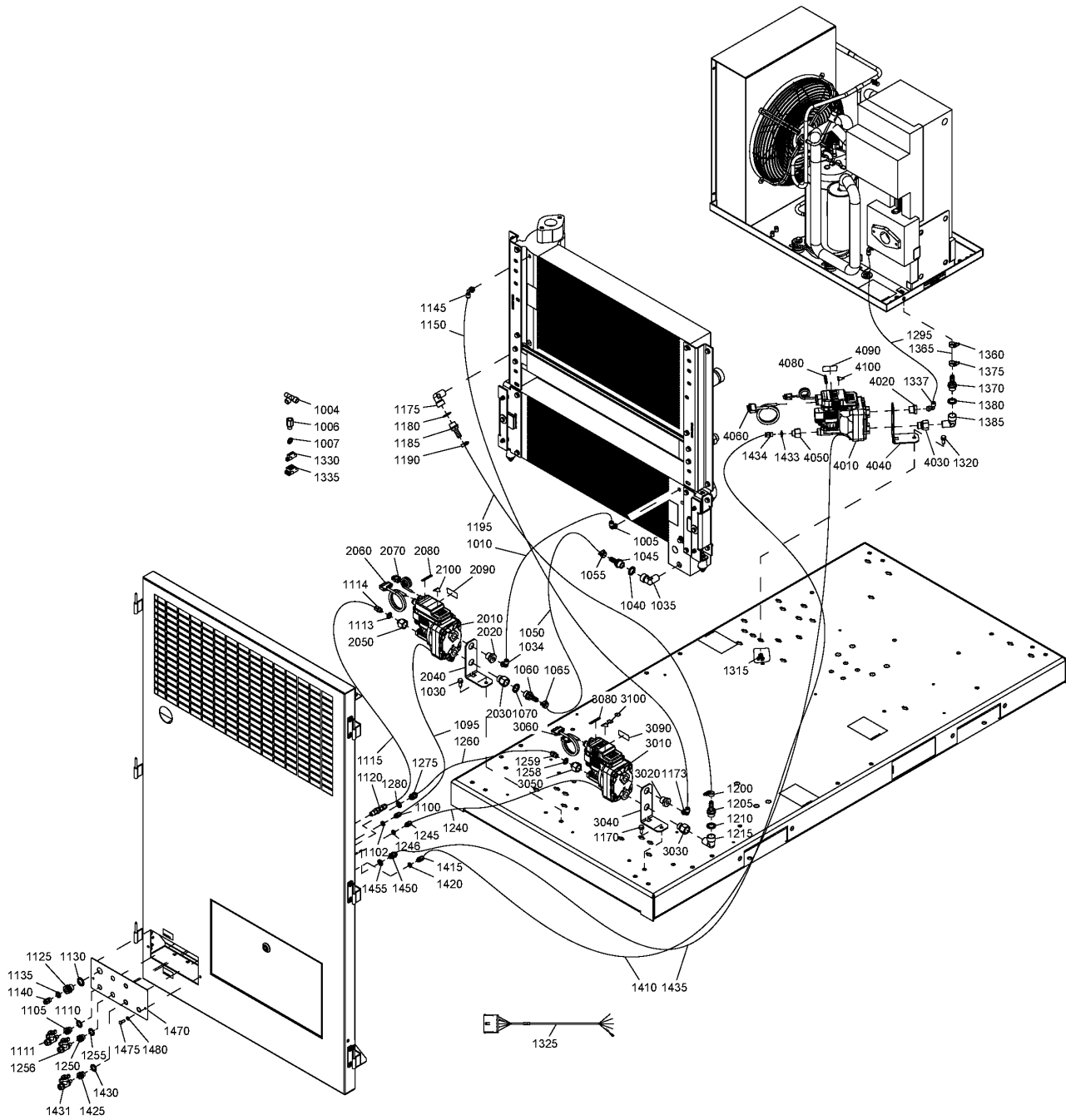
Ref	Part Number	Qty	Name	Validity
1240	0070 6002 03	AR	PLASTIC TUBE	(30/07/2009 - ...)
1245	0581 0000 38	1	PIPE COUPLING	(30/07/2009 - 13/04/2013)
1245	0583 8100 66	1	FITTING	(30/07/2014 - ...)
1245	0583 8100 76	1	COUPLING STR	(14/04/2013 - 29/07/2014)
1246	0661 1000 42	1	SEAL WASHER	(30/07/2009 - 13/04/2013)
1250	0581 0000 43	1	BULKHEAD	(30/07/2009 - ...)
1255	0661 1000 40	1	SEAL WASHER	(30/07/2009 - 13/04/2013)
1256	0852 0010 55	1	BALL VALVE	(30/07/2009 - ...)
1258	0661 1000 38	1	SEAL WASHER	(30/07/2009 - 13/04/2013)
1259	0581 0000 35	1	COUPLING	(30/07/2009 - 13/04/2013)
1259	0583 8100 69	1	FITTING PIPE	(14/04/2013 - ...)
1260	0070 6002 03	AR	PLASTIC TUBE	(30/07/2009 - ...)
1275	0581 0000 55	1	PIPE COUPLING	(30/07/2009 - 13/04/2013)
1275	0583 8100 70	1	FITTING PIPE	(14/04/2013 - ...)
1280	0661 1000 38	1	SEAL WASHER	(17/11/2009 - 13/04/2013)
1280	0661 1000 49	1	SEAL WASHER	(30/07/2009 - 16/11/2009)
1295	0070 6002 03	AR	PLASTIC TUBE	(30/07/2009 - ...)
1315	0298 1000 43	1	BLIND RIVET NUT	(30/07/2009 - ...)
1320	0147 1963 08	1	SCREW	(30/07/2009 - ...)
1325	1622 5843 20	1	WIRING	(30/07/2009 - ...)
1330	1088 0037 62	1	CONNECTOR	(30/07/2009 - ...)
1335	1088 0037 65	1	CONNECTOR	(30/07/2009 - ...)
1337	0581 1200 23	1	ELBOW COUPLING	(30/07/2009 - 13/04/2013)
1337	0583 8120 74	1	FITTING PIPE	(14/04/2013 - ...)
1360	0347 6105 00	1	HOSE CLIP	(30/07/2009 - ...)
1365	0072 8402 90	AR	HOSE	(30/07/2009 - ...)
1370	1613 7341 00	1	PIPE COUPLING	(30/07/2009 - ...)
1375	0347 6105 00	1	HOSE CLIP	(30/07/2009 - ...)
1380	0661 1000 39	1	WASHER SEAL	(30/07/2009 - ...)
1385	1503 2565 04	1	ELBOW	(30/07/2009 - ...)
1410	0070 6002 03	AR	PLASTIC TUBE	(30/07/2009 - ...)
1415	0581 0000 38	1	PIPE COUPLING	(30/07/2009 - 13/04/2013)
1415	0583 8100 66	1	FITTING	(30/07/2014 - ...)
1415	0583 8100 76	1	COUPLING STR	(14/04/2013 - 29/07/2014)
1420	0661 1000 42	1	SEAL WASHER	(30/07/2009 - 13/04/2013)
1425	0581 0000 43	1	BULKHEAD	(30/07/2009 - ...)
1430	0661 1000 40	1	SEAL WASHER	(30/07/2009 - 13/04/2013)
1431	0852 0010 55	1	BALL VALVE	(30/07/2009 - ...)
1433	0661 1000 38	1	SEAL WASHER	(30/07/2009 - 13/04/2013)
1434	0581 0000 35	1	COUPLING	(30/07/2009 - 13/04/2013)
1434	0583 8100 69	1	FITTING PIPE	(14/04/2013 - ...)
1435	0070 6002 03	AR	PLASTIC TUBE	(30/07/2009 - ...)
1450	0581 0000 55	1	PIPE COUPLING	(30/07/2009 - 13/04/2013)
1450	0583 8100 70	1	FITTING PIPE	(14/04/2013 - ...)
1455	0661 1000 38	1	SEAL WASHER	(17/11/2009 - 13/04/2013)
1455	0661 1000 49	1	SEAL WASHER	(30/07/2009 - 16/11/2009)
1470	1625 7452 10	1	PLATE	(14/04/2013 - ...)
1470	1625 7452 81	1	PLATE	(30/07/2009 - 13/04/2013)
1475	0147 1246 03	2	HEX.BOLT	(30/07/2009 - ...)
1480	0301 2321 00	2	PLAIN WASHER	(30/07/2009 - ...)

Legend:IDRY:ID - Integrated dryer:ID dryer
MODEL:ZT45_08 - Model:ZT 45

MODEL:ZT30_08 - Model:ZT 30

MODEL:ZT37_08 - Model:ZT 37

27 - Drain system Full Feature - ZT
 (MODEL:ZT30_08 , MODEL:ZT37_08 , MODEL:ZT45_08) + IDRY:ID



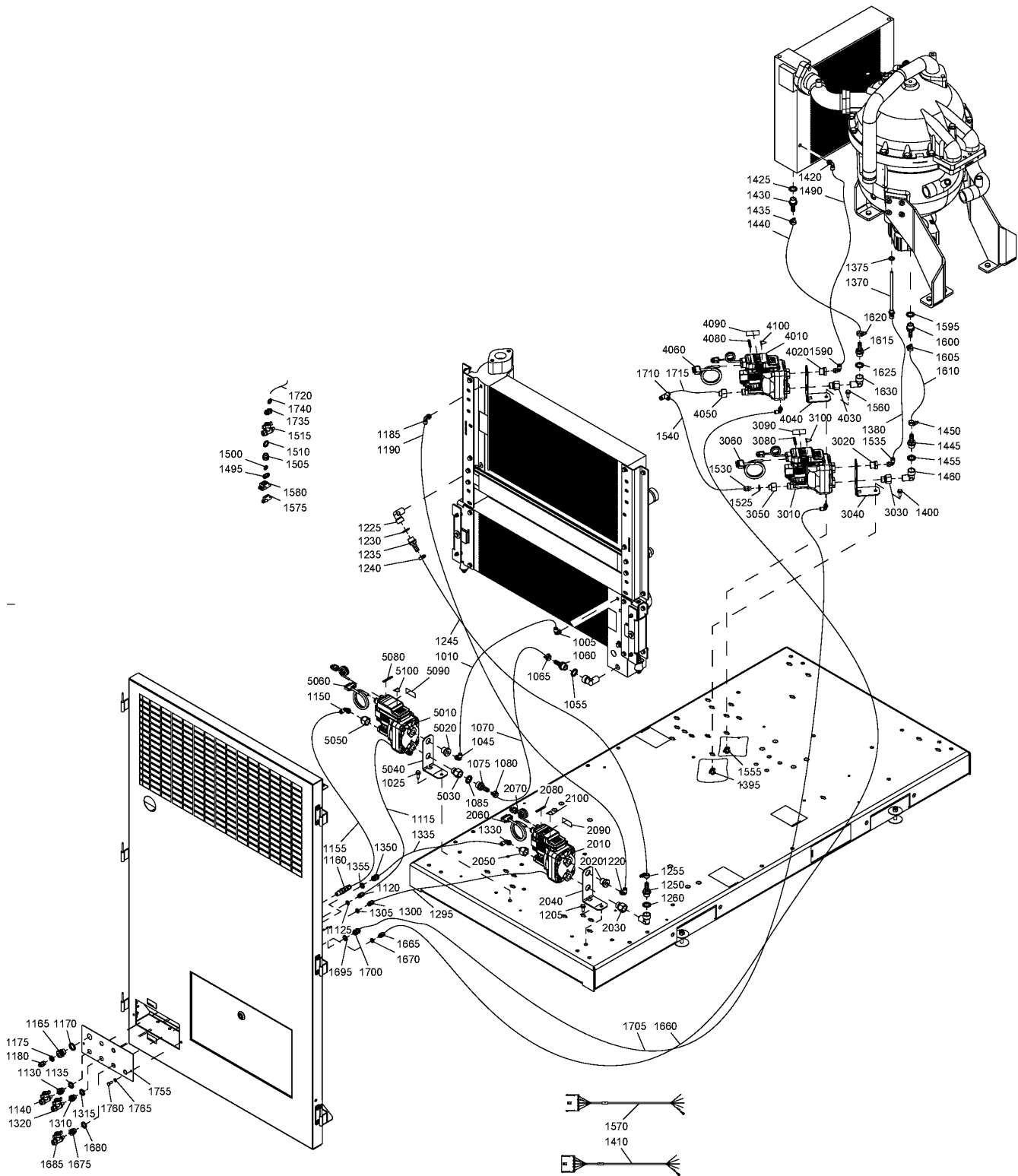
Ref	Part Number	Qty	Name	Validity
	1622 8551 43	1	EWD	(14/04/2013 - ...)
	1622 8551 85			(30/07/2009 - 13/04/2013)
2010	•	1	DRAIN	(30/07/2009 - ...)
2020	• 0605 8700 39	1	BUSHING	(30/07/2009 - ...)
2030	• 1622 8550 01	1	BUSHING	(30/07/2009 - ...)
2040	• 1622 8553 00	1	SUPPORT	(30/07/2009 - ...)
2050	• 0607 1151 18	1	SOCKET	(14/04/2013 - ...)
2050	• 0607 1151 08	1	REDUCING SOCKET	(30/07/2009 - 13/04/2013)
2060	• 1622 1799 00	1	CABLE	(30/07/2009 - ...)
2070	• 1622 1799 11	1	CABLE	(30/07/2009 - ...)
2080	• 1079 9928 00	1	LABEL	(30/07/2009 - ...)
2090	• 1079 9927 89	2	LABEL	(14/04/2013 - ...)
2090	• 1079 9927 89	1	LABEL	(30/07/2009 - 13/04/2013)
2100	• 1088 1001 01	1	WARNING MARK	(30/07/2009 - ...)
	• 2901 0632 00	1	PCB CONTROL	(30/07/2009 - ...)
	1622 8551 41	1	EWD	(14/04/2013 - ...)
	1622 8551 81			(30/07/2009 - 13/04/2013)
3010	•	1	DRAIN	(30/07/2009 - ...)
3020	• 0605 8700 39	1	BUSHING	(30/07/2009 - ...)
3030	• 1622 8550 01	1	BUSHING	(30/07/2009 - ...)
3040	• 1622 8553 00	1	SUPPORT	(30/07/2009 - ...)
3050	• 0607 1151 18	1	SOCKET	(14/04/2013 - ...)
3050	• 0607 1151 08	1	REDUCING SOCKET	(30/07/2009 - 13/04/2013)
3060	• 1622 1799 01	1	CABLE	(30/07/2009 - ...)
3080	• 1079 9927 97	1	LABEL	(30/07/2009 - ...)
3090	• 1079 9927 89	2	LABEL	(14/04/2013 - ...)
3090	• 1079 9927 89	1	LABEL	(30/07/2009 - 13/04/2013)
3100	• 1088 1001 01	1	WARNING MARK	(30/07/2009 - ...)
	• 2901 0632 00	1	PCB CONTROL	(30/07/2009 - ...)
	1622 8551 41	1	EWD	(14/04/2013 - ...)
	1622 8551 81			(30/07/2009 - 13/04/2013)
4010	•	1	DRAIN	(30/07/2009 - ...)
4020	• 0605 8700 39	1	BUSHING	(30/07/2009 - ...)
4030	• 1622 8550 01	1	BUSHING	(30/07/2009 - ...)
4040	• 1622 8553 00	1	SUPPORT	(30/07/2009 - ...)
4050	• 0607 1151 18	1	SOCKET	(14/04/2013 - ...)
4050	• 0607 1151 08	1	REDUCING SOCKET	(30/07/2009 - 13/04/2013)
4060	• 1622 1799 01	1	CABLE	(30/07/2009 - ...)
4080	• 1079 9927 97	1	LABEL	(30/07/2009 - ...)
4090	• 1079 9927 89	2	LABEL	(14/04/2013 - ...)
4090	• 1079 9927 89	1	LABEL	(30/07/2009 - 13/04/2013)
4100	• 1088 1001 01	1	WARNING MARK	(30/07/2009 - ...)
	• 2901 0632 00	1	PCB CONTROL	(30/07/2009 - ...)

Legend:

IDRY:ID - Integrated dryer:ID dryer
MODEL:ZT45_08 - Model:ZT 45

MODEL:ZT30_08 - Model:ZT 30

MODEL:ZT37_08 - Model:ZT 37



28 - Drain system Full Feature - ZR

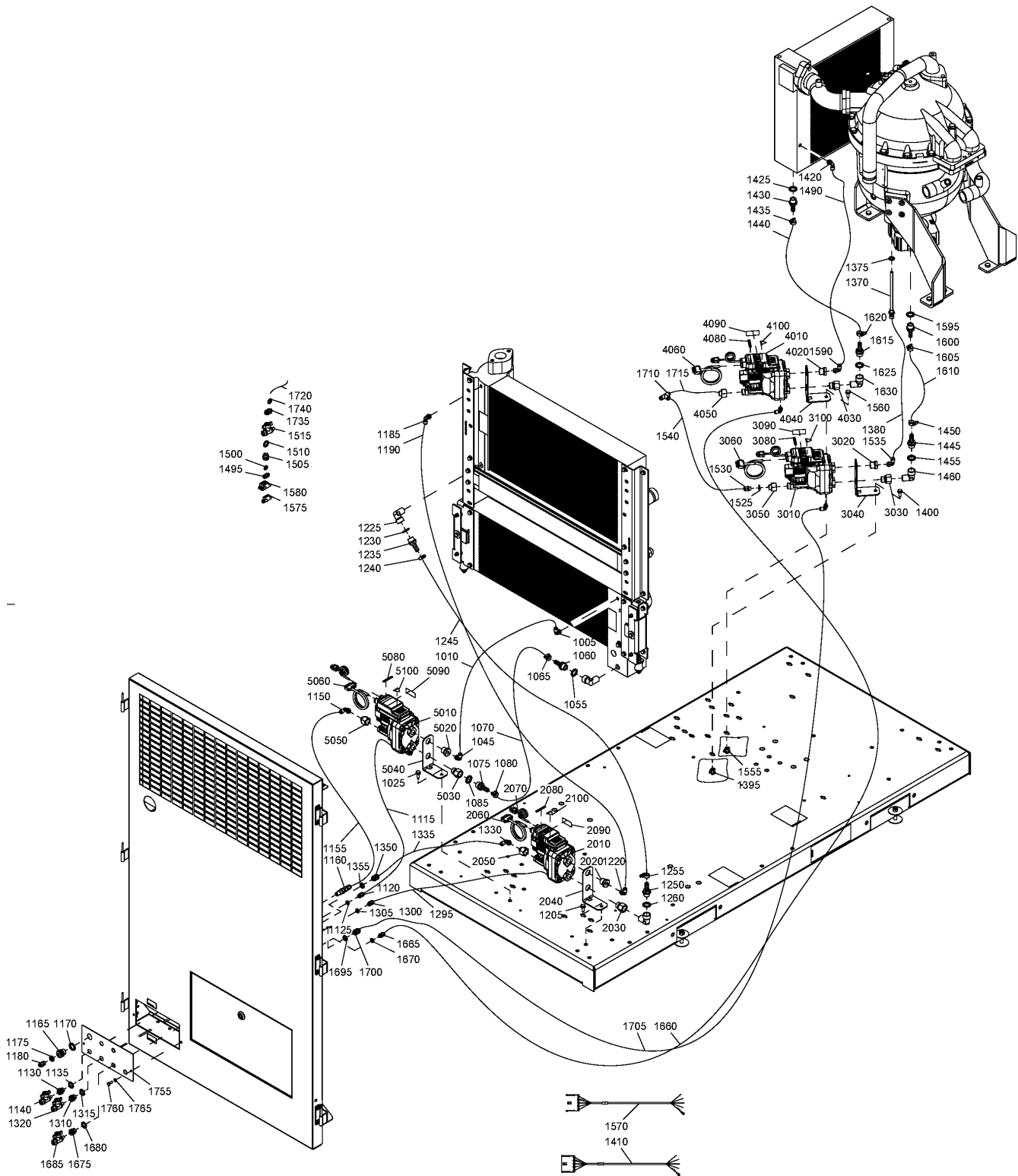
(MODEL:ZR30_08 , MODEL:ZR37_08 , MODEL:ZR45_08) + IDRY:IMD

Ref	Part Number	Qty	Name	Validity
1005	0581 1200 23	1	ELBOW COUPLING	(30/07/2009 - 13/04/2013)
1005	0583 8120 74	1	FITTING PIPE	(14/04/2013 - ...)
1010	0070 6002 03	AR	PLASTIC TUBE	(30/07/2009 - ...)
1025	0147 1963 08	1	SCREW	(30/07/2009 - ...)
1045	0581 1200 23	1	ELBOW COUPLING	(30/07/2009 - 13/04/2013)
1045	0583 8120 74	1	FITTING PIPE	(14/04/2013 - ...)
1055	0661 1000 39	1	SEAL WASHER	(30/07/2009 - ...)
1060	1613 7341 00	1	PIPE COUPLING	(30/07/2009 - ...)
1065	0347 6105 00	1	HOSE CLIP	(30/07/2009 - ...)
1070	0072 8402 90	AR	HOSE	(30/07/2009 - ...)
1075	1613 7341 00	1	PIPE COUPLING	(30/07/2009 - ...)
1080	0347 6105 00	1	HOSE CLIP	(30/07/2009 - ...)
1085	0661 1000 39	1	SEAL WASHER	(30/07/2009 - ...)
1115	0070 6002 03	AR	PLASTIC TUBE	(30/07/2009 - 13/04/2013)
1115	0070 6002 04	AR	PLASTIC TUBE	(14/04/2013 - ...)
1120	0581 0000 38	1	PIPE COUPLING	(30/07/2009 - 13/04/2013)
1120	0583 8100 66	1	FITTING	(14/04/2013 - ...)
1125	0661 1000 42	1	SEAL WASHER	(30/07/2009 - 13/04/2013)
1130	0581 0000 43	1	BULKHEAD	(30/07/2009 - ...)
1135	0661 1000 40	1	SEAL WASHER	(30/07/2009 - ...)
1140	0852 0010 55	1	BALL VALVE	(30/07/2009 - ...)
1150	0581 1200 23	1	ELBOW COUPLING	(30/07/2009 - 13/04/2013)
1150	0583 8120 74	1	FITTING PIPE	(14/04/2013 - ...)
1155	0070 6002 03	AR	PLASTIC TUBE	(30/07/2009 - ...)
1160	1619 6510 00	1	NON RETURN VALVE	(30/07/2009 - ...)
1165	0581 0000 87	1	PIPE COUPLING	(30/07/2009 - ...)
1170	0661 1000 39	1	SEAL WASHER	(30/07/2009 - ...)
1175	0661 1000 38	1	SEAL WASHER	(30/07/2009 - 13/04/2013)
1180	0581 0000 35	1	COUPLING	(30/07/2009 - 13/04/2013)
1180	0583 8100 69	1	FITTING PIPE	(14/04/2013 - ...)
1185	0581 1200 23	1	ELBOW COUPLING	(30/07/2009 - 13/04/2013)
1185	0583 8120 74	1	FITTING PIPE	(14/04/2013 - ...)
1190	0070 6002 03	AR	PLASTIC TUBE	(30/07/2009 - ...)
1205	0147 1963 08	1	SCREW	(30/07/2009 - ...)
1220	0581 1200 23	1	ELBOW COUPLING	(30/07/2009 - 13/04/2013)
1220	0583 8120 74	1	FITTING PIPE	(14/04/2013 - ...)
1225	1503 2565 04	1	ELBOW	(30/07/2009 - ...)
1230	0661 1000 39	1	SEAL WASHER	(30/07/2009 - ...)
1235	1613 7341 00	1	PIPE COUPLING	(30/07/2009 - ...)
1240	0347 6105 00	1	HOSE CLIP	(30/07/2009 - ...)
1245	0072 8402 90	AR	HOSE	(30/07/2009 - ...)
1250	1613 7341 00	1	PIPE COUPLING	(30/07/2009 - ...)
1255	0347 6105 00	1	HOSE CLIP	(30/07/2009 - ...)
1260	0661 1000 39	1	SEAL WASHER	(30/07/2009 - ...)
1295	0070 6002 03	AR	PLASTIC TUBE	(30/07/2009 - 13/04/2013)
1295	0070 6002 04	AR	PLASTIC TUBE	(14/04/2013 - ...)
1300	0581 0000 38	1	PIPE COUPLING	(30/07/2009 - 13/04/2013)
1300	0583 8100 66	1	FITTING	(14/04/2013 - ...)
1305	0661 1000 42	1	SEAL WASHER	(30/07/2009 - 13/04/2013)
1310	0581 0000 43	1	BULKHEAD	(30/07/2009 - ...)

Legend:IDRY:IMD - Integrated dryer:IMD dryer
MODEL:ZR45_08 - Model:ZR 45

MODEL:ZR30_08 - Model:ZR 30

MODEL:ZR37_08 - Model:ZR 37



28 - Drain system Full Feature - ZR

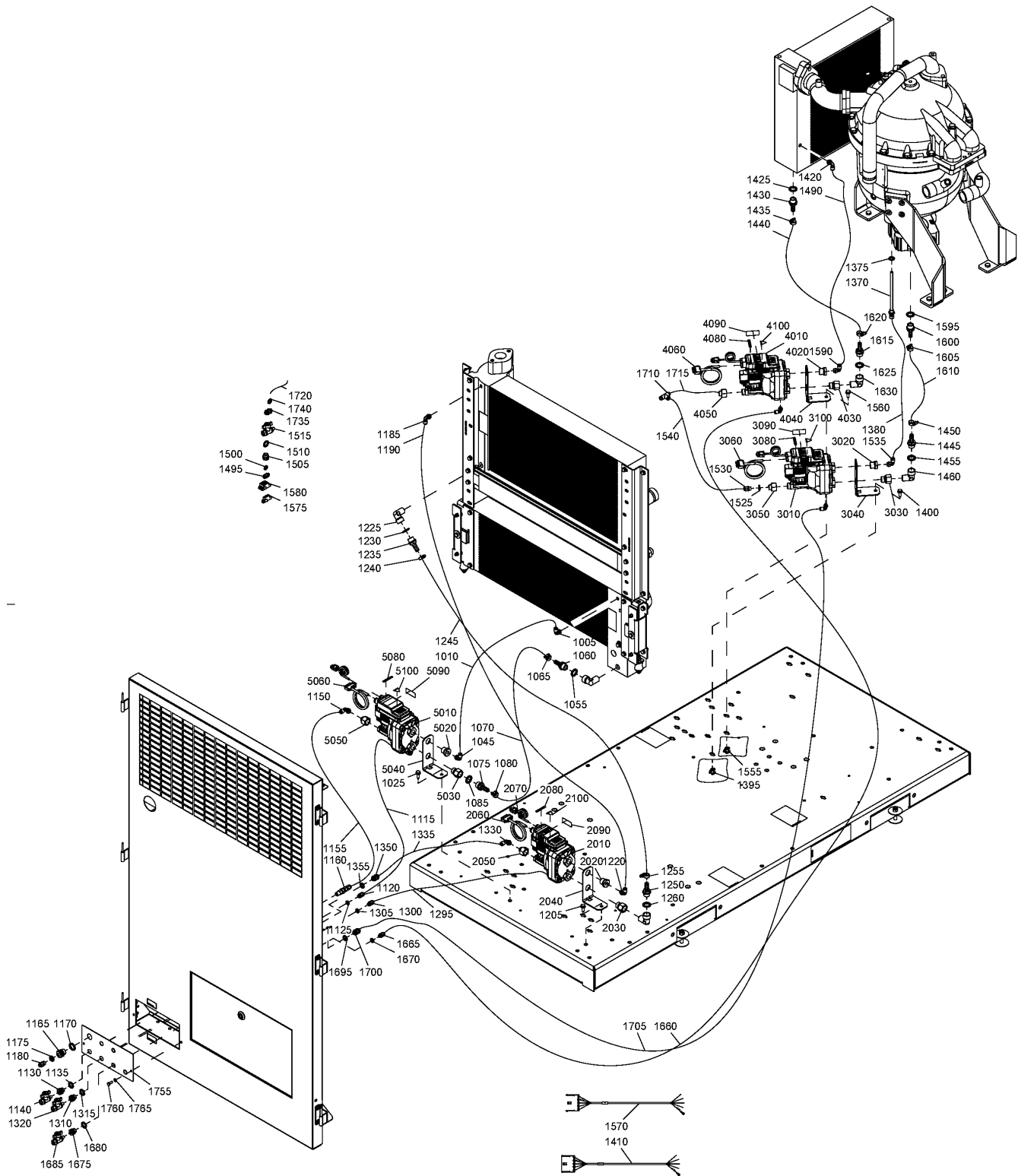
(MODEL:ZR30_08 , MODEL:ZR37_08 , MODEL:ZR45_08) + IDRY:IMD

Ref	Part Number	Qty	Name	Validity
1315	0661 1000 40	1	SEAL WASHER	(30/07/2009 - ...)
1320	0852 0010 55	1	BALL VALVE	(30/07/2009 - ...)
1330	0581 1200 23	1	ELBOW COUPLING	(30/07/2009 - 13/04/2013)
1330	0583 8120 74	1	FITTING PIPE	(14/04/2013 - ...)
1335	0070 6002 03	AR	PLASTIC TUBE	(30/07/2009 - ...)
1350	0581 0000 55	1	PIPE COUPLING	(30/07/2009 - 13/04/2013)
1350	0583 8100 70	1	FITTING PIPE	(14/04/2013 - ...)
1355	0661 1000 38	1	SEAL WASHER	(17/11/2009 - ...)
1355	0661 1000 49	1	SEAL WASHER	(30/07/2009 - 16/11/2009)
1370	1624 4109 00	1	PIPE COUPLING	(30/07/2009 - ...)
1375	0661 1000 38	1	SEAL WASHER	(30/07/2009 - ...)
1380	0070 6002 03	AR	PLASTIC TUBE	(30/07/2009 - ...)
1395	0298 1000 43	1	BLIND RIVET NUT	(30/07/2009 - ...)
1400	0147 1963 08	1	SCREW	(30/07/2009 - ...)
1410	1622 5843 31	1	WIRING	(30/07/2009 - ...)
1420	0581 1200 23	1	ELBOW COUPLING	(30/07/2009 - 13/04/2013)
1420	0583 8120 74	1	FITTING PIPE	(14/04/2013 - ...)
1425	0661 1000 39	1	SEAL WASHER	(30/07/2009 - ...)
1430	1613 7341 00	1	PIPE COUPLING	(30/07/2009 - ...)
1435	0347 6105 00	1	HOSE CLIP	(30/07/2009 - ...)
1440	0072 8402 90	AR	HOSE	(30/07/2009 - ...)
1445	1613 7341 00	1	PIPE COUPLING	(30/07/2009 - ...)
1450	0347 6105 00	1	HOSE CLIP	(30/07/2009 - ...)
1455	0661 1000 39	1	SEAL WASHER	(30/07/2009 - ...)
1460	1503 2565 04	1	ELBOW	(30/07/2009 - ...)
1490	0070 6002 03	AR	PLASTIC TUBE	(30/07/2009 - 13/04/2013)
1490	0070 6002 04	AR	PLASTIC TUBE	(14/04/2013 - ...)
1495	0581 0000 38	1	PIPE COUPLING	(30/07/2009 - 13/04/2013)
1495	0583 8100 66	1	FITTING	(14/04/2013 - ...)
1500	0661 1000 42	1	SEAL WASHER	(30/07/2009 - 13/04/2013)
1505	0581 0000 43	1	BULKHEAD	(30/07/2009 - ...)
1510	0661 1000 40	1	SEAL WASHER	(30/07/2009 - ...)
1515	0852 0010 55	1	BALL VALVE	(30/07/2009 - ...)
1525	0661 1000 38	1	SEAL WASHER	(30/07/2009 - 13/04/2013)
1530	0581 0000 35	1	COUPLING	(30/07/2009 - 13/04/2013)
1530	0583 8100 69	1	FITTING PIPE	(14/04/2013 - ...)
1535	0581 1200 23	1	ELBOW COUPLING	(30/07/2009 - 13/04/2013)
1535	0583 8120 74	1	FITTING PIPE	(14/04/2013 - ...)
1540	0070 6002 03	AR	PLASTIC TUBE	(30/07/2009 - ...)
1555	0298 1000 43	1	BLIND RIVET NUT	(30/07/2009 - ...)
1560	0147 1963 08	1	SCREW	(30/07/2009 - ...)
1570	1622 5843 30	1	WIRING	(30/07/2009 - ...)
1575	1088 0037 62	1	CONNECTOR	(30/07/2009 - ...)
1580	1088 0037 65	1	CONNECTOR	(30/07/2009 - ...)
1590	0581 1200 23	1	ELBOW COUPLING	(30/07/2009 - 13/04/2013)
1590	0583 8120 74	1	FITTING PIPE	(14/04/2013 - ...)
1595	0661 1000 39	1	SEAL WASHER	(30/07/2009 - ...)
1600	1613 7341 00	1	PIPE COUPLING	(30/07/2009 - ...)
1605	0347 6105 00	1	HOSE CLIP	(30/07/2009 - ...)
1610	0072 8402 90	AR	HOSE	(30/07/2009 - ...)

Legend:IDRY:IMD - Integrated dryer:IMD dryer
MODEL:ZR45_08 - Model:ZR 45

MODEL:ZR30_08 - Model:ZR 30

MODEL:ZR37_08 - Model:ZR 37



28 - Drain system Full Feature - ZR

(MODEL:ZR30_08 , MODEL:ZR37_08 , MODEL:ZR45_08) + IDRY:IMD

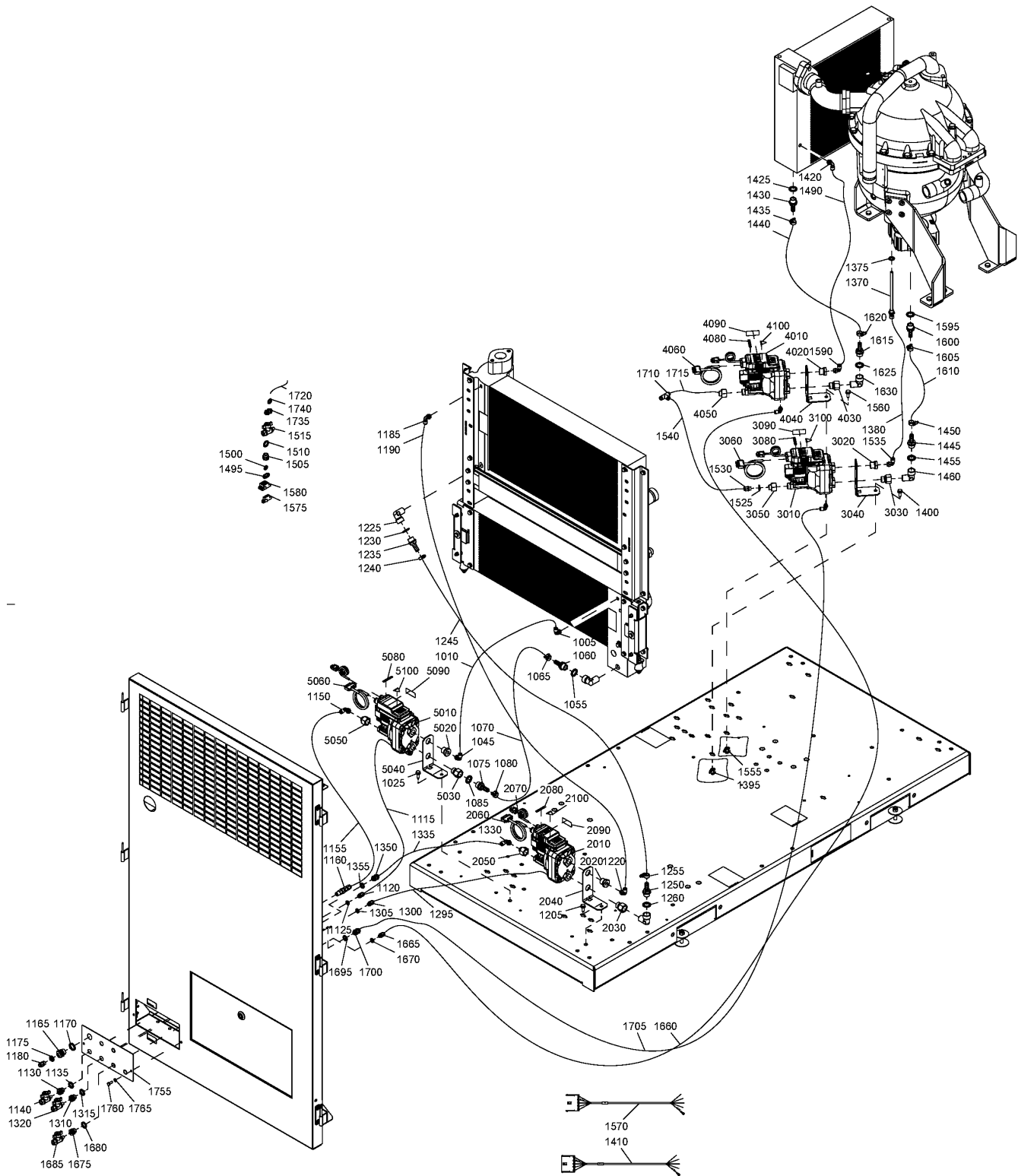
Ref	Part Number	Qty	Name	Validity
1615	1613 7341 00	1	PIPE COUPLING	(30/07/2009 - ...)
1620	0347 6105 00	1	HOSE CLIP	(30/07/2009 - ...)
1625	0661 1000 39	1	SEAL WASHER	(30/07/2009 - ...)
1630	1503 2565 04	1	ELBOW	(30/07/2009 - ...)
1660	0070 6002 03	AR	PLASTIC TUBE	(30/07/2009 - 13/04/2013)
1660	0070 6002 04	AR	PLASTIC TUBE	(14/04/2013 - ...)
1665	0581 0000 38	1	PIPE COUPLING	(30/07/2009 - 13/04/2013)
1665	0583 8100 66	1	FITTING	(14/04/2013 - ...)
1670	0661 1000 42	1	SEAL WASHER	(30/07/2009 - 13/04/2013)
1675	0581 0000 43	1	BULKHEAD	(30/07/2009 - ...)
1680	0661 1000 40	1	SEAL WASHER	(30/07/2009 - ...)
1685	0852 0010 55	1	BALL VALVE	(30/07/2009 - ...)
1695	0661 1000 38	1	SEAL WASHER	(30/07/2009 - 13/04/2013)
1700	0581 0000 35	1	COUPLING	(30/07/2009 - 13/04/2013)
1700	0583 8100 69	1	FITTING PIPE	(14/04/2013 - ...)
1705	0070 6002 03	AR	PLASTIC TUBE	(30/07/2009 - ...)
1710	0581 2000 18	1	COUPLING	(30/07/2009 - 13/04/2013)
1710	0583 8140 50	1	TEE	(14/04/2013 - ...)
1715	0070 6002 03	AR	PLASTIC TUBE	(30/07/2009 - ...)
1720	0070 6002 03	AR	PLASTIC TUBE	(30/07/2009 - ...)
1735	0581 0000 55	1	PIPE COUPLING	(30/07/2009 - 13/04/2013)
1735	0583 8100 70	1	FITTING PIPE	(14/04/2013 - ...)
1740	0661 1000 38	1	SEAL WASHER	(17/11/2009 - 13/04/2013)
1740	0661 1000 49	1	SEAL WASHER	(30/07/2009 - 16/11/2009)
1755	1625 7452 10	1	PLATE	(14/04/2013 - ...)
1755	1625 7452 81	1	PLATE	(30/07/2009 - 13/04/2013)
1760	0147 1246 03	2	HEX.BOLT	(30/07/2009 - ...)
1765	0301 2321 00	2	PLAIN WASHER	(30/07/2009 - ...)
	1622 8551 85	1	EWD	(30/07/2009 - 13/04/2013)
	1622 8551 43			(14/04/2013 - ...)
2010	• 1622 8551 05	1	EWD	(30/07/2009 - ...)
2020	• 0605 8700 39	1	BUSHING	(30/07/2009 - ...)
2030	• 1622 8550 01	1	BUSHING	(30/07/2009 - ...)
2040	• 1622 8553 00	1	SUPPORT	(30/07/2009 - ...)
2050	• 0607 1151 08	1	REDUCING SOCKET	(30/07/2009 - 13/04/2013)
2050	• 0607 1151 18	1	SOCKET	(14/04/2013 - ...)
2060	• 1622 1799 00	1	CABLE EWD	(30/07/2009 - ...)
2070	• 1622 1799 11	1	CABLE	(30/07/2009 - ...)
2080	• 1079 9928 00	1	LABEL	(30/07/2009 - ...)
2090	• 1079 9927 89	1	LABEL	(30/07/2009 - 13/04/2013)
2090	• 1079 9927 89	2	LABEL	(14/04/2013 - ...)
2100	• 1088 1001 01	1	WARNING MARK	(30/07/2009 - ...)
	• 2901 0632 00	1	PCB CONTROL	(30/07/2009 - ...)
	1622 8551 42	1	EWD	(14/04/2013 - ...)
	1622 8551 84			(30/07/2009 - 13/04/2013)
3010	• 1622 8551 03	1	DRAIN	(30/07/2009 - ...)
3020	• 0605 8700 39	1	BUSHING	(30/07/2009 - ...)
3030	• 1622 8550 01	1	BUSHING	(30/07/2009 - ...)
3040	• 1622 8553 00	1	SUPPORT	(30/07/2009 - ...)
3050	• 0607 1151 18	1	SOCKET	(14/04/2013 - ...)

Legend:

IDRY:IMD - Integrated dryer:IMD dryer
MODEL:ZR45_08 - Model:ZR 45

MODEL:ZR30_08 - Model:ZR 30

MODEL:ZR37_08 - Model:ZR 37



28 - Drain system Full Feature - ZR

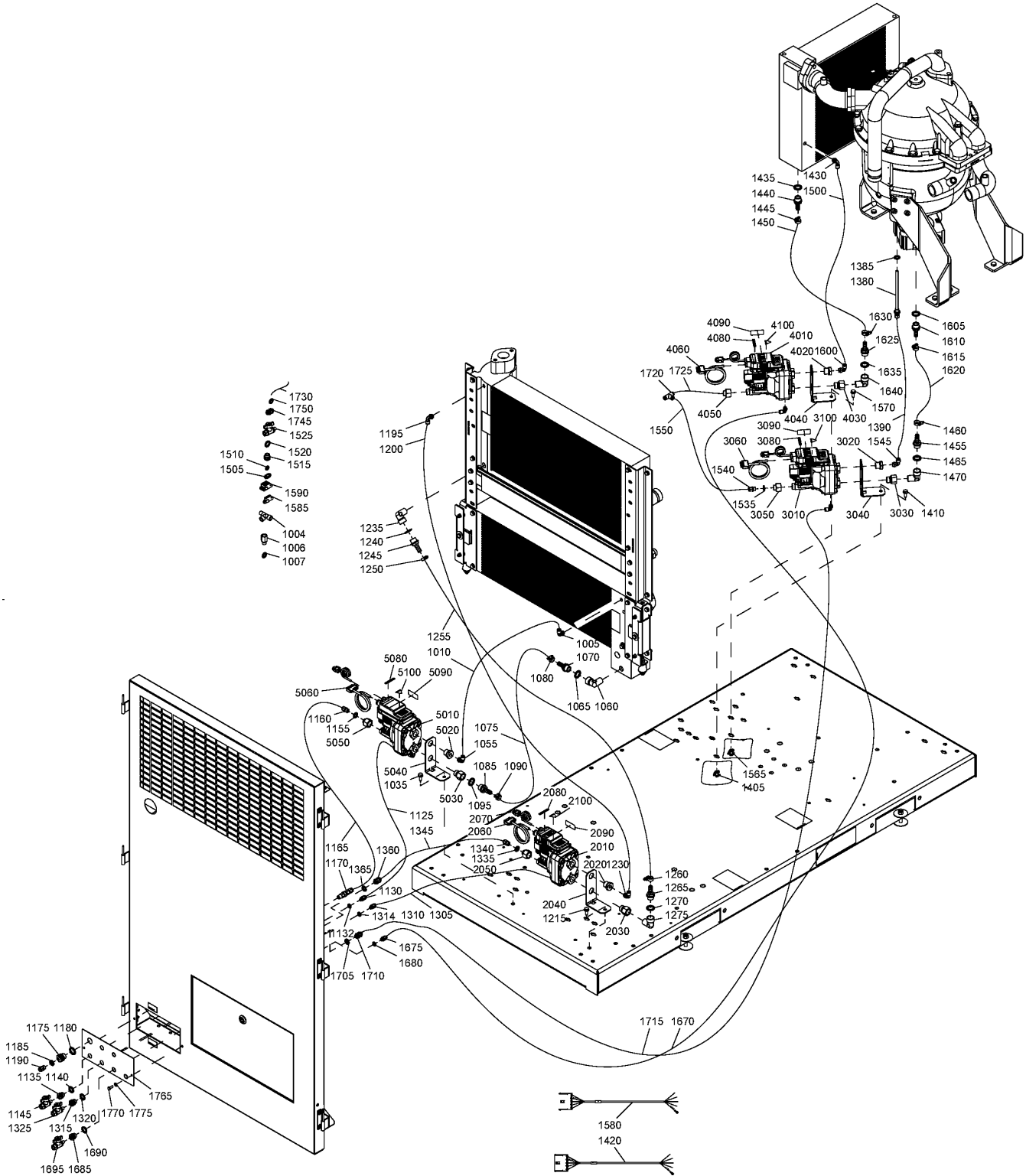
(MODEL:ZR30_08 , MODEL:ZR37_08 , MODEL:ZR45_08) + IDRY:IMD

Ref	Part Number	Qty	Name	Validity
3050	• 0607 1151 08	1	REDUCING SOCKET	(30/07/2009 - 13/04/2013)
3060	• 1622 1799 00	1	CABLE	(30/07/2009 - ...)
3080	• 1079 9927 99	1	LABEL	(30/07/2009 - ...)
3090	• 1079 9927 89	2	LABEL	(14/04/2013 - ...)
3090	• 1079 9927 89	1	LABEL	(30/07/2009 - 13/04/2013)
3100	• 1088 1001 01	1	WARNING MARK	(30/07/2009 - ...)
	• 2901 0632 00	1	PCB CONTROL	(30/07/2009 - ...)
	1622 8551 41	1	EWD	(14/04/2013 - ...)
	1622 8551 81			(30/07/2009 - 13/04/2013)
4010	• 1622 8551 01	1	DRAIN	(30/07/2009 - ...)
4020	• 0605 8700 39	1	BUSHING	(30/07/2009 - ...)
4030	• 1622 8550 01	1	BUSHING	(30/07/2009 - ...)
4040	• 1622 8553 00	1	SUPPORT	(30/07/2009 - ...)
4050	• 0607 1151 18	1	SOCKET	(14/04/2013 - ...)
4050	• 0607 1151 08	1	REDUCING SOCKET	(30/07/2009 - 13/04/2013)
4060	• 1622 1799 01	1	CABLE	(30/07/2009 - ...)
4080	• 1079 9927 97	1	LABEL	(30/07/2009 - ...)
4090	• 1079 9927 89	2	LABEL	(14/04/2013 - ...)
4090	• 1079 9927 89	1	LABEL	(30/07/2009 - 13/04/2013)
4100	• 1088 1001 01	1	WARNING MARK	(30/07/2009 - ...)
	• 2901 0632 00	1	PCB CONTROL	(30/07/2009 - ...)
	1622 8551 42	1	EWD	(14/04/2013 - ...)
	1622 8551 84			(30/07/2009 - 13/04/2013)
5010	• 1622 8551 03	1	DRAIN	(30/07/2009 - ...)
5020	• 0605 8700 39	1	BUSHING	(30/07/2009 - ...)
5030	• 1622 8550 01	1	BUSHING	(30/07/2009 - ...)
5040	• 1622 8553 00	1	SUPPORT	(30/07/2009 - ...)
5050	• 0607 1151 18	1	SOCKET	(14/04/2013 - ...)
5050	• 0607 1151 08	1	REDUCING SOCKET	(30/07/2009 - 13/04/2013)
5060	• 1622 1799 00	1	CABLE	(30/07/2009 - ...)
5080	• 1079 9927 99	1	LABEL	(30/07/2009 - ...)
5090	• 1079 9927 89	2	LABEL	(14/04/2013 - ...)
5090	• 1079 9927 89	1	LABEL	(30/07/2009 - 13/04/2013)
5100	• 1088 1001 01	1	WARNING MARK	(30/07/2009 - ...)
	• 2901 0632 00	1	PCB CONTROL	(30/07/2009 - ...)

Legend:IDRY:IMD - Integrated dryer:IMD dryer
MODEL:ZR45_08 - Model:ZR 45

MODEL:ZR30_08 - Model:ZR 30

MODEL:ZR37_08 - Model:ZR 37



Ref	Part Number	Qty	Name	Validity
1004	1503 2566 11	1	TEE	(30/07/2009 - ...)
1005	0581 1200 23	1	ELBOW COUPLING	(30/07/2009 - 13/04/2013)
1005	0583 8120 74	1	FITTING PIPE	(14/04/2013 - ...)
1006	1625 8531 00	1	NIPPLE	(20/09/2010 - ...)
1007	0661 1000 38	1	SEAL WASHER	(20/09/2010 - ...)
1010	0070 6002 03	AR	PLASTIC	(30/07/2009 - ...)
1035	0147 1963 08	1	SCREW	(30/07/2009 - ...)
1055	0581 1200 23	1	ELBOW COUPLING	(30/07/2009 - 13/04/2013)
1055	0583 8120 74	1	FITTING PIPE	(14/04/2013 - ...)
1060	1503 2565 04	1	ELBOW	(30/07/2009 - ...)
1065	0661 1000 39	1	SEAL WASHER	(30/07/2009 - ...)
1070	1613 7341 00	1	PIPE COUPLING	(30/07/2009 - ...)
1075	0072 8402 90	AR	HOSE	(30/07/2009 - ...)
1080	0347 6105 00	1	HOSE CLIP	(30/07/2009 - ...)
1085	1613 7341 00	1	PIPE COUPLING	(30/07/2009 - ...)
1090	0347 6105 00	1	HOSE CLIP	(30/07/2009 - ...)
1095	0661 1000 39	1	SEAL WASHER	(30/07/2009 - ...)
1125	0070 6002 03	AR	PLASTIC TUBE	(30/07/2009 - 13/04/2013)
1125	0070 6002 04	AR	PLASTIC TUBE	(14/04/2013 - ...)
1130	0581 0000 38	1	PIPE COUPLING	(30/07/2009 - 13/04/2013)
1130	0583 8100 66	1	FITTING	(14/04/2013 - ...)
1132	0661 1000 42	1	SEAL WASHER	(30/07/2009 - 13/04/2013)
1135	0581 0000 43	1	BULKHEAD	(30/07/2009 - ...)
1140	0661 1000 40	1	SEAL WASHER	(30/07/2009 - ...)
1145	0852 0010 55	1	BALL VALVE	(30/07/2009 - ...)
1155	0661 1000 38	1	SEAL WASHER	(30/07/2009 - 13/04/2013)
1160	0581 0000 35	1	COUPLING	(30/07/2009 - 13/04/2013)
1160	0583 8100 69	1	FITTING PIPE	(14/04/2013 - ...)
1165	0070 6002 03	AR	PLASTIC TUBE	(30/07/2009 - ...)
1170	1619 6510 00	1	NON RETURN VALVE	(30/07/2009 - ...)
1175	0581 0000 87	1	PIPE COUPLING	(30/07/2009 - ...)
1180	0661 1000 39	1	SEAL WASHER	(30/07/2009 - 13/04/2013)
1185	0661 1000 38	1	SEAL WASHER	(30/07/2009 - 13/04/2013)
1190	0581 0000 35	1	COUPLING	(30/07/2009 - 13/04/2013)
1190	0583 8100 69	1	FITTING PIPE	(14/04/2013 - ...)
1195	0581 1200 23	1	ELBOW COUPLING	(30/07/2009 - 13/04/2013)
1195	0583 8120 74	1	FITTING PIPE	(14/04/2013 - ...)
1200	0070 6002 03	7	PLASTIC TUBE	(30/07/2009 - ...)
1215	0147 1963 08	1	SCREW	(30/07/2009 - ...)
1230	0581 1200 23	1	ELBOW COUPLING	(30/07/2009 - 13/04/2013)
1230	0583 8120 74	1	FITTING PIPE THREADED	(14/04/2013 - ...)
1235	1503 2565 04	1	ELBOW	(30/07/2009 - ...)
1240	0661 1000 39	1	SEAL WASHER	(30/07/2009 - ...)
1245	1613 7341 00	1	PIPE COUPLING	(30/07/2009 - ...)
1250	0347 6105 00	1	HOSE CLIP	(30/07/2009 - ...)
1255	0072 8402 90	AR	HOSE	(30/07/2009 - ...)
1260	0347 6105 00	1	HOSE CLIP	(30/07/2009 - ...)
1265	1613 7341 00	1	PIPE COUPLING	(30/07/2009 - ...)
1270	0661 1000 39	1	SEAL WASHER	(30/07/2009 - ...)
1275	1503 2565 04	1	ELBOW	(30/07/2009 - ...)

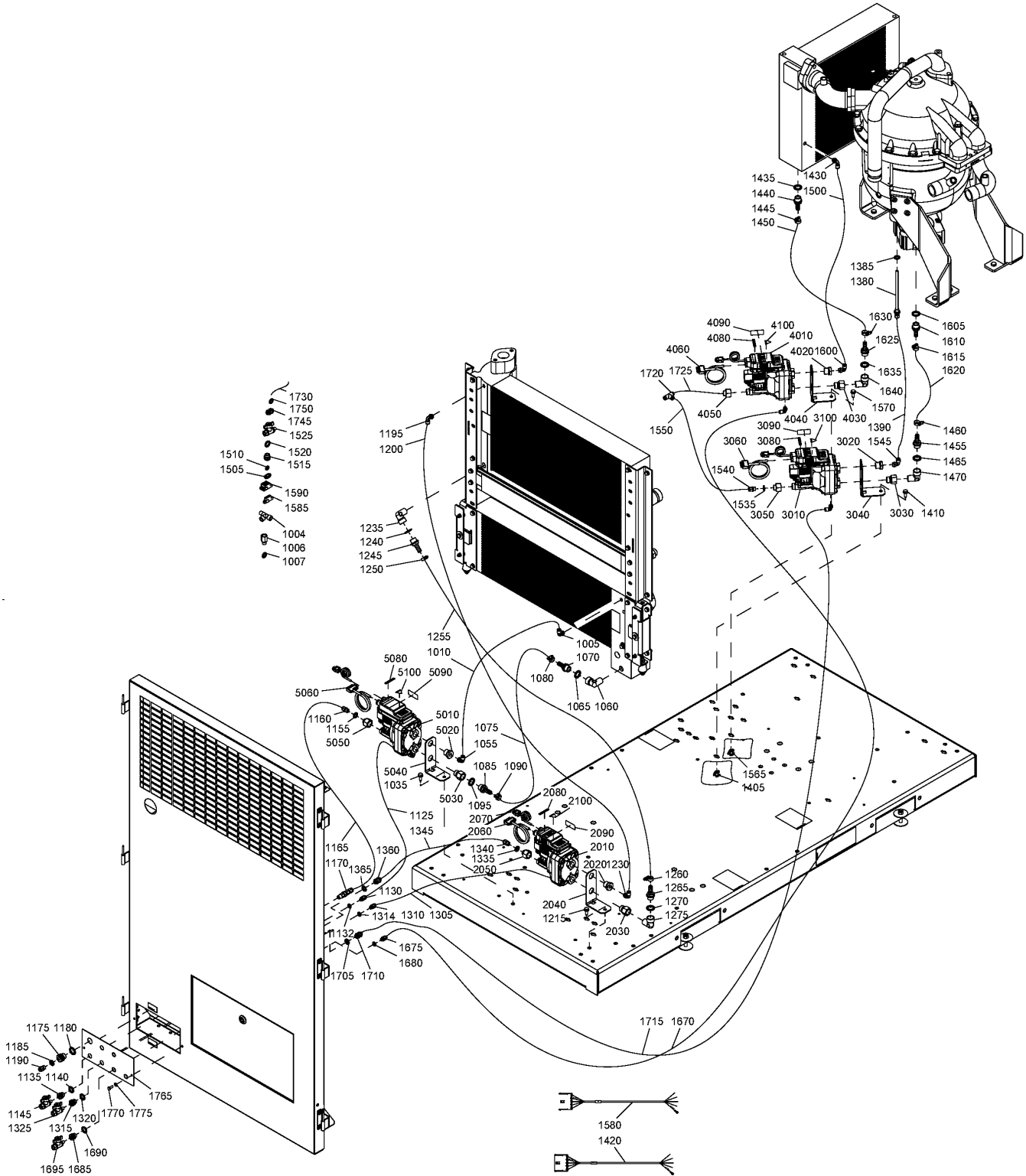
Legend:

IDRY:IMD - Integrated dryer:IMD dryer
MODEL:ZT45_08 - Model:ZT 45

MODEL:ZT30_08 - Model:ZT 30

MODEL:ZT37_08 - Model:ZT 37

29 - Drain system Full Feature - ZT
 (MODEL:ZT30_08 , MODEL:ZT37_08 , MODEL:ZT45_08) + IDRY:IMD



Ref	Part Number	Qty	Name	Validity
1305	0070 6002 03	AR	PLASTIC TUBE	(30/07/2009 - 13/04/2013)
1305	0070 6002 04	AR	PLASTIC TUBE	(14/04/2013 - ...)
1310	0581 0000 38	1	PIPE COUPLING	(30/07/2009 - 13/04/2013)
1310	0583 8100 66	1	FITTING	(14/04/2013 - ...)
1314	0661 1000 42	1	SEAL WASHER	(30/07/2009 - 13/04/2013)
1315	0581 0000 43	1	BULKHEAD	(30/07/2009 - ...)
1320	0661 1000 40	1	SEAL WASHER	(30/07/2009 - ...)
1325	0852 0010 55	1	BALL VALVE	(30/07/2009 - ...)
1335	0661 1000 38	1	SEAL WASHER	(30/07/2009 - 13/04/2013)
1340	0581 0000 35	1	COUPLING	(30/07/2009 - 13/04/2013)
1340	0583 8100 69	1	FITTING PIPE	(14/04/2013 - ...)
1345	0070 6002 03	AR	PLASTIC TUBE	(30/07/2009 - ...)
1360	0581 0000 55	1	PIPE COUPLING	(30/07/2009 - 13/04/2013)
1360	0583 8100 70	1	FITTING PIPE	(14/04/2013 - ...)
1365	0661 1000 38	1	SEAL WASHER	(17/11/2009 - 13/04/2013)
1365	0661 1000 49	1	SEAL WASHER	(30/07/2009 - 16/11/2009)
1380	1624 4109 00	1	PIPE COUPLING	(30/07/2009 - ...)
1385	0661 1000 38	1	SEAL WASHER	(30/07/2009 - ...)
1390	0070 6002 03	AR	PLASTIC TUBE	(30/07/2009 - ...)
1405	0298 1000 43	1	BLIND RIVET NUT	(30/07/2009 - ...)
1410	0147 1963 08	1	SCREW	(30/07/2009 - ...)
1420	1622 5843 31	1	WIRING	(30/07/2009 - ...)
1430	0581 1200 23	1	ELBOW COUPLING	(30/07/2009 - 13/04/2013)
1430	0583 8120 74	1	FITTING PIPE	(14/04/2013 - ...)
1435	0661 1000 39	1	SEAL WASHER	(30/07/2009 - ...)
1440	1613 7341 00	1	PIPE COUPLING	(30/07/2009 - ...)
1445	0347 6105 00	1	HOSE CLIP	(30/07/2009 - ...)
1450	0072 8402 90	AR	HOSE	(30/07/2009 - ...)
1455	1613 7341 00	1	PIPE COUPLING	(30/07/2009 - ...)
1460	0347 6105 00	1	HOSE CLIP	(30/07/2009 - ...)
1465	0661 1000 39	1	SEAL WASHER	(30/07/2009 - ...)
1470	1503 2565 04	1	ELBOW	(30/07/2009 - ...)
1500	0070 6002 03	AR	PLASTIC TUBE	(30/07/2009 - 13/04/2013)
1500	0070 6002 04	AR	PLASTIC TUBE	(14/04/2013 - ...)
1505	0581 0000 38	1	PIPE COUPLING	(30/07/2009 - 13/04/2013)
1505	0583 8100 66	1	FITTING	(14/04/2013 - ...)
1510	0661 1000 42	1	SEAL WASHER	(30/07/2009 - 13/04/2013)
1515	0581 0000 43	1	BULKHEAD	(30/07/2009 - ...)
1520	0661 1000 40	1	SEAL WASHER	(30/07/2009 - ...)
1525	0852 0010 55	1	BALL VALVE	(30/07/2009 - ...)
1535	0661 1000 38	1	SEAL WASHER	(30/07/2009 - 13/04/2013)
1540	0581 0000 35	1	COUPLING	(30/07/2009 - 13/04/2013)
1540	0583 8100 69	1	FITTING PIPE	(14/04/2013 - ...)
1545	0581 1200 23	1	ELBOW COUPLING	(30/07/2009 - 13/04/2013)
1545	0583 8120 74	1	FITTING PIPE	(14/04/2013 - ...)
1550	0070 6002 03	AR	PLASTIC TUBE	(30/07/2009 - ...)
1565	0298 1000 43	1	BLIND RIVET NUT	(30/07/2009 - ...)
1570	0147 1963 08	1	SCREW	(30/07/2009 - ...)
1580	1622 5843 30	1	WIRING	(30/07/2009 - ...)
1585	1088 0037 62	1	CONNECTOR	(30/07/2009 - ...)

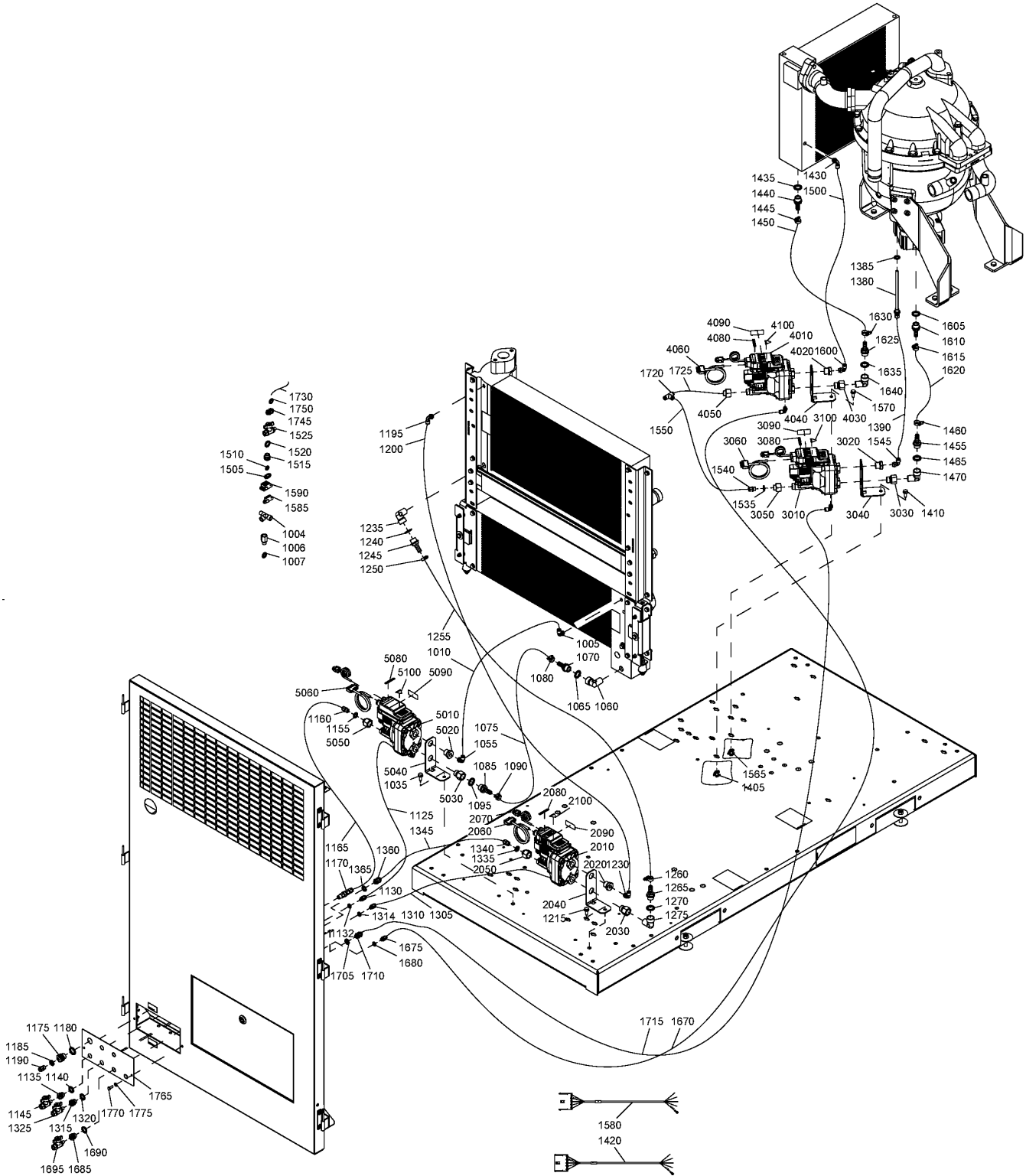
Legend:

IDRY:IMD - Integrated dryer:IMD dryer
MODEL:ZT45_08 - Model:ZT 45

MODEL:ZT30_08 - Model:ZT 30

MODEL:ZT37_08 - Model:ZT 37

29 - Drain system Full Feature - ZT
 (MODEL:ZT30_08 , MODEL:ZT37_08 , MODEL:ZT45_08) + IDRY:IMD



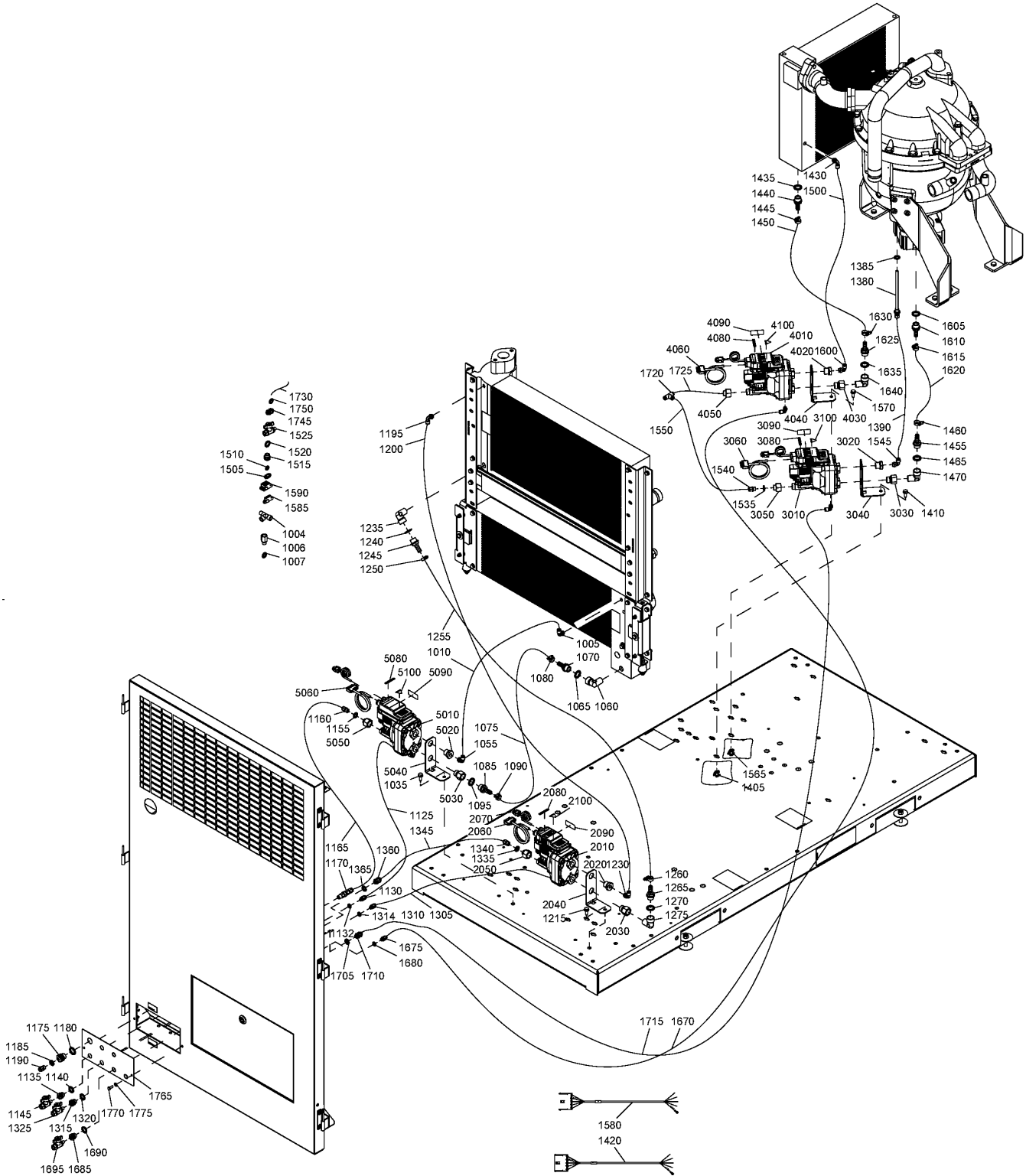
Ref	Part Number	Qty	Name	Validity
1590	1088 0037 65	1	CONNECTOR	(30/07/2009 - ...)
1600	0581 1200 23	1	ELBOW COUPLING	(30/07/2009 - 13/04/2013)
1600	0583 8120 74	1	FITTING PIPE	(14/04/2013 - ...)
1605	0661 1000 39	1	SEAL WASHER	(30/07/2009 - ...)
1610	1613 7341 00	1	PIPE COUPLING	(30/07/2009 - ...)
1615	0347 6105 00	1	HOSE CLIP	(30/07/2009 - ...)
1620	0072 8402 90	AR	HOSE	(30/07/2009 - ...)
1625	1613 7341 00	1	PIPE COUPLING	(30/07/2009 - ...)
1630	0347 6105 00	1	HOSE CLIP	(30/07/2009 - ...)
1635	0661 1000 39	1	SEAL WASHER	(30/07/2009 - ...)
1640	1503 2565 04	1	ELBOW	(30/07/2009 - ...)
1670	0070 6002 03	AR	PLASTIC TUBE	(30/07/2009 - 13/04/2013)
1670	0070 6002 04	AR	PLASTIC TUBE	(14/04/2013 - ...)
1675	0581 0000 38	1	PIPE COUPLING	(30/07/2009 - 13/04/2013)
1675	0583 8100 66	1	FITTING	(14/04/2013 - ...)
1680	0661 1000 42	1	SEAL WASHER	(30/07/2009 - 13/04/2013)
1685	0581 0000 43	1	BULKHEAD	(30/07/2009 - ...)
1690	0661 1000 40	1	SEAL WASHER	(30/07/2009 - ...)
1695	0852 0010 55	1	BALL VALVE	(30/07/2009 - ...)
1705	0661 1000 38	1	SEAL WASHER	(30/07/2009 - 13/04/2013)
1710	0581 0000 35	1	COUPLING	(30/07/2009 - 13/04/2013)
1710	0583 8100 69	1	FITTING PIPE	(14/04/2013 - ...)
1715	0070 6002 03	AR	PLASTIC TUBE	(30/07/2009 - ...)
1720	0581 2000 18	1	COUPLING	(30/07/2009 - 13/04/2013)
1720	0583 8140 50	1	TEE	(14/04/2013 - ...)
1725	0070 6002 03	AR	PLASTIC TUBE	(30/07/2009 - ...)
1730	0070 6002 03	AR	PLASTIC TUBE	(30/07/2009 - ...)
1745	0581 0000 55	1	PIPE COUPLING	(30/07/2009 - 13/04/2013)
1745	0583 8100 70	1	FITTING PIPE	(14/04/2013 - ...)
1750	0661 1000 38	1	SEAL WASHER	(17/11/2009 - 13/04/2013)
1750	0661 1000 49	1	SEAL WASHER	(30/07/2009 - 16/11/2009)
1765	1625 7452 10	1	PLATE	(14/04/2013 - ...)
1765	1625 7452 81	1	PLATE	(30/07/2009 - 13/04/2013)
1770	0147 1246 03	2	HEX.BOLT	(30/07/2009 - ...)
1775	0301 2321 00	2	PLAIN WASHER	(30/07/2009 - ...)
	1622 8551 43	1	EWD	(14/04/2013 - ...)
	1622 8551 85			(30/07/2009 - 13/04/2013)
2010	• 1622 8551 05	1	DRAIN	(30/07/2009 - ...)
2020	• 0605 8700 39	1	BUSHING	(30/07/2009 - ...)
2030	• 1622 8550 01	1	BUSHING	(30/07/2009 - ...)
2040	• 1622 8553 00	1	SUPPORT	(30/07/2009 - ...)
2050	• 0607 1151 18	1	SOCKET	(14/04/2013 - ...)
2050	• 0607 1151 08	1	REDUCING SOCKET	(30/07/2009 - 13/04/2013)
2060	• 1622 1799 00	1	CABLE	(30/07/2009 - ...)
2070	• 1622 1799 11	1	CABLE	(30/07/2009 - ...)
2080	• 1079 9928 00	1	LABEL	(30/07/2009 - ...)
2090	• 1079 9927 89	2	LABEL	(14/04/2013 - ...)
2090	• 1079 9927 89	1	LABEL	(30/07/2009 - 13/04/2013)
2100	• 1088 1001 01	1	WARNING MARK	(30/07/2009 - ...)
	• 2901 0632 00	1	PCB CONTROL	(30/07/2009 - ...)

Legend:

IDRY:IMD - Integrated dryer:IMD dryer
MODEL:ZT45_08 - Model:ZT 45

MODEL:ZT30_08 - Model:ZT 30

MODEL:ZT37_08 - Model:ZT 37



Ref	Part Number	Qty	Name	Validity
	1622 8551 42	1	EWD	(14/04/2013 - ...)
	1622 8551 84			(30/07/2009 - 13/04/2013)
3010	• 1622 8551 03	1	DRAIN	(30/07/2009 - ...)
3020	• 0605 8700 39	1	BUSHING	(30/07/2009 - ...)
3030	• 1622 8550 01	1	BUSHING	(30/07/2009 - ...)
3040	• 1622 8553 00	1	SUPPORT	(30/07/2009 - ...)
3050	• 0607 1151 18	1	SOCKET	(14/04/2013 - ...)
3050	• 0607 1151 08	1	REDUCING SOCKET	(30/07/2009 - 13/04/2013)
3060	• 1622 1799 00	1	CABLE	(30/07/2009 - ...)
3080	• 1079 9927 99	1	LABEL	(30/07/2009 - ...)
3090	• 1079 9927 89	2	LABEL	(14/04/2013 - ...)
3090	• 1079 9927 89	1	LABEL	(30/07/2009 - 13/04/2013)
3100	• 1088 1001 01	1	WARNING MARK	(30/07/2009 - ...)
	• 2901 0632 00	1	PCB CONTROL	(30/07/2009 - ...)
	1622 8551 41	1	EWD	(14/04/2013 - ...)
	1622 8551 81			(30/07/2009 - 13/04/2013)
4010	• 1622 8551 01	1	DRAIN	(30/07/2009 - ...)
4020	• 0605 8700 39	1	BUSHING	(30/07/2009 - ...)
4030	• 1622 8550 01	1	BUSHING	(30/07/2009 - ...)
4040	• 1622 8553 00	1	SUPPORT	(30/07/2009 - ...)
4050	• 0607 1151 18	1	SOCKET	(14/04/2013 - ...)
4050	• 0607 1151 08	1	REDUCING SOCKET	(30/07/2009 - 13/04/2013)
4060	• 1622 1799 01	1	CABLE	(30/07/2009 - ...)
4080	• 1079 9927 97	1	LABEL	(30/07/2009 - ...)
4090	• 1079 9927 89	2	LABEL	(14/04/2013 - ...)
4090	• 1079 9927 89	1	LABEL	(30/07/2009 - 13/04/2013)
4100	• 1088 1001 01	1	WARNING MARK	(30/07/2009 - ...)
	• 2901 0632 00	1	PCB CONTROL	(30/07/2009 - ...)
	1622 8551 42	1	EWD	(14/04/2013 - ...)
	1622 8551 84			(30/07/2009 - 13/04/2013)
5010	• 1622 8551 03	1	DRAIN	(30/07/2009 - ...)
5020	• 0605 8700 39	1	BUSHING	(30/07/2009 - ...)
5030	• 1622 8550 01	1	BUSHING	(30/07/2009 - ...)
5040	• 1622 8553 00	1	SUPPORT	(30/07/2009 - ...)
5050	• 0607 1151 18	1	SOCKET	(14/04/2013 - ...)
5050	• 0607 1151 08	1	REDUCING SOCKET	(30/07/2009 - 13/04/2013)
5060	• 1622 1799 00	1	CABLE	(30/07/2009 - ...)
5080	• 1079 9927 99	1	LABEL	(30/07/2009 - ...)
5090	• 1079 9927 89	2	LABEL	(14/04/2013 - ...)
5090	• 1079 9927 89	1	LABEL	(30/07/2009 - 13/04/2013)
5100	• 1088 1001 01	1	WARNING MARK	(30/07/2009 - ...)
	• 2901 0632 00	1	PCB CONTROL	(30/07/2009 - ...)

Legend:

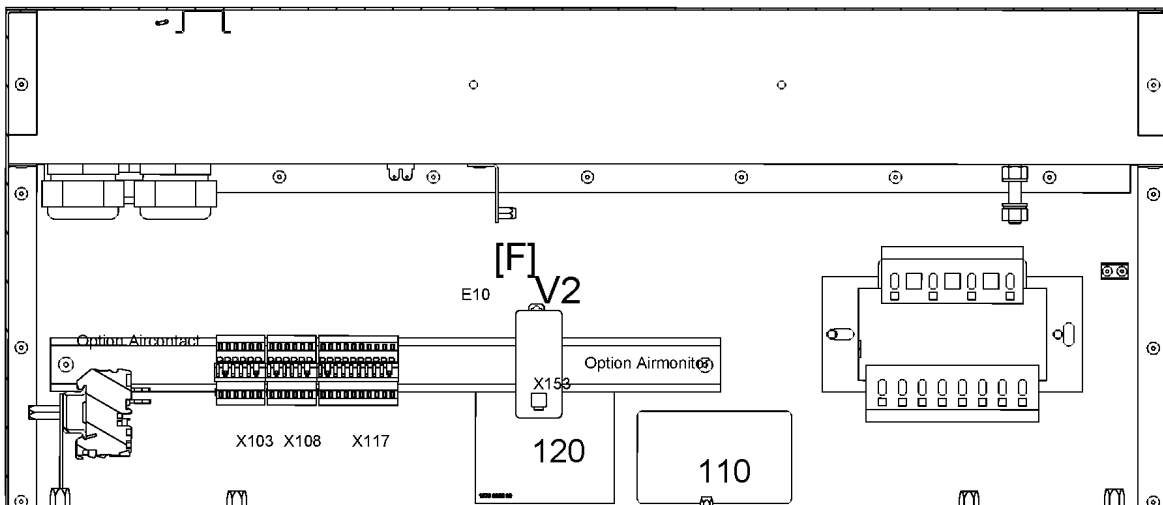
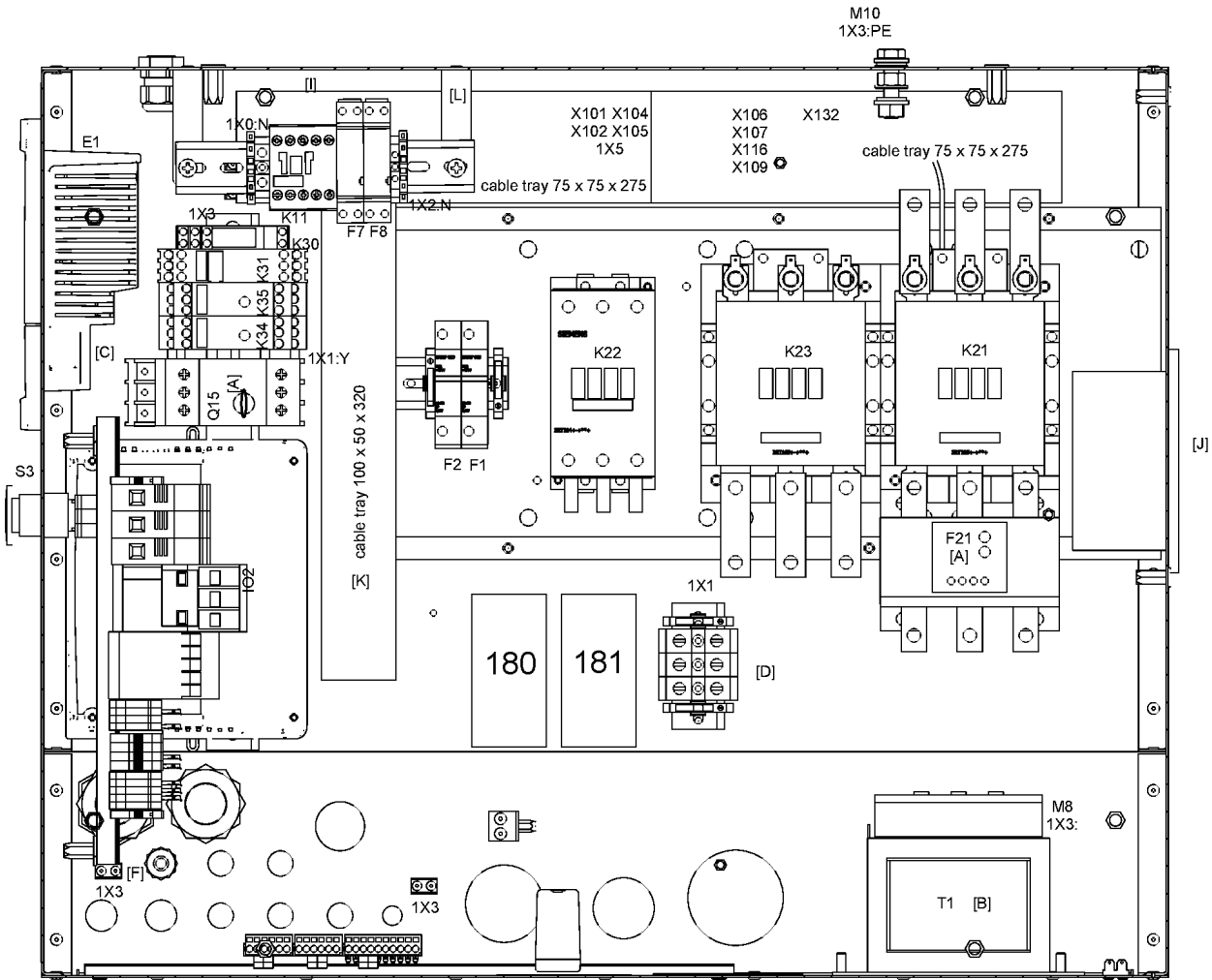
IDRY:IMD - Integrated dryer:IMD dryer
MODEL:ZT45_08 - Model:ZT 45

MODEL:ZT30_08 - Model:ZT 30

MODEL:ZT37_08 - Model:ZT 37

30.1 - Cubicle - IEC 230V 50Hz ZR30/ZR37/ZT30/ZT37 - 230V 60Hz ZR30/ZT30 - 500V ZR/T45

((MODEL:ZR30_08, MODEL:ZR37_08, MODEL:ZT30_08, MODEL:ZT37_08) + FREQ:50HZ, (MODEL:ZR30_08, MODEL:ZT30_08) + FREQ:60HZ) + MOVOL:230V, (MODEL:ZR45_08, MODEL:ZT45_08) + FREQ:50HZ + MOVOL:500V) + EAPPR:IEC + HAT:N



30.1 - Cubicle - IEC 230V 50Hz ZR30/ZR37/ZT30/ZT37 - 230V 60Hz ZR30/ZT30 - 500V ZR/T45



((MODEL:ZR30_08 , MODEL:ZR37_08 , MODEL:ZT30_08 , MODEL:ZT37_08) + FREQ:50HZ , (MODEL:ZR30_08 , MODEL:ZT30_08) + FREQ:60HZ) + MOVOL:230V , (MODEL:ZR45_08 , MODEL:ZT45_08) + FREQ:50HZ + MOVOL:500V) + EAPPR:IEC + HAT:N

Ref	Part Number	Qty	Name	Validity	EL	R.
	1900 2190 11	1	CUBICLE	(30/07/2009 - ...)		
	9820 3642 02	1	SERVICE DIAGRAM			
	9820 3642 22	0	ASSEMBLY DRAWING			
	1622 8996 80	1	METAL SHEET ASSEMBLY			
	1622 8982 00	1	WIRE HARNESS			
	1088 1001 02	1	WARNING MARK			
	1088 0851 17	1	RACEWAY			L=320mm
	0697 9809 20	1	NUT			
	0697 9809 24	2	NUT			
	1088 0015 02	1	CONNECTOR MALE		X101	
	1088 0015 36	2	CONNECTOR SOCKET		X101	
	1088 0031 18	6	ADAPTOR			
	Electrical legend:	X103-X108-X117				
	1088 0031 22	2	CONNECTOR FEMALE		X106-X107	
	1088 0031 32	1	CONNECTOR FEMALE		3X30	
	1088 0031 34	1	CONNECTOR FEMALE		3X32	
	1088 0031 43	1	CONNECTOR FEMALE		X132	
	1088 0031 82	1	CONNECTOR MALE		X106	
	1088 0031 84	1	CONNECTOR MALE		X103	
	1088 0031 86	1	CONNECTOR MALE		X108	
	1088 0031 90	1	CONNECTOR MALE		X117	
	1088 0037 04	1	CONNECTOR FEMALE		X103	
	1088 0037 06	1	CONNECTOR FEMALE		X108	
	1088 0037 10	1	CONNECTOR FEMALE		X117	
	1088 0037 30	2	CONNECTOR FEMALE		X105-1X5	
	1088 0037 31	2	CONNECTOR FEMALE		X104-X116	
	1088 0037 33	1	CONNECTOR FEMALE		X109	
	1088 0037 62	1	CONNECTOR COMBI		X105	
	1088 0037 81	1	CONNECTOR FEMALE		2X27	
	1088 0037 83	1	CONNECTOR FEMALE		3X33	
	1088 0851 16	2	RACEWAY			L=275mm
	1089 0649 03	1	EMERGENCY STOP BUTTON		S3	
	1089 0577 58	2	END RETAINER			
	1089 0700 02	1	CONNECTOR MALE		X102	
	1089 0700 04	8	CONNECTOR SOCKET		X102	
	1089 9337 13	2	CONTACT BLOCK		S3	
	1089 9415 07	1	CONTACT BLOCK		K21	
	1088 0031 02	1	FEM. CONNECTOR		X153	
	0090 1400 02	1	MOUNTING RAIL			L=320mm
	0694 5281 34	3	CABLE LUG		K21	
	0694 5285 12	6	ISOLATOR CAP FEMALE FASTON		K22-K23	
	0694 5900 06	6	FASTON FLAT		K22-K23	
	0694 5900 07	3	ANGLED FASTON		K21	
	1089 0577 58	1	END RETAINER			
	1089 0700 01	1	CONNECTOR FEMALE		X102	
	1089 0700 03	8	CONNECTOR PIN		X102	
	1089 9362 04	1	TERMINAL COVER		K21	
	1089 9415 09	1	CONTACT BLOCK		K22	

Legend:

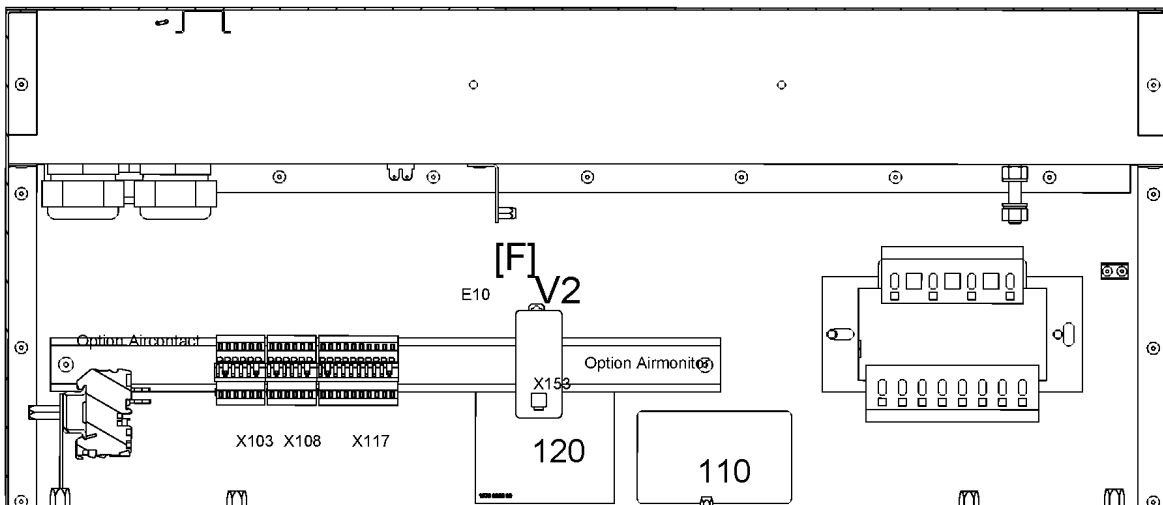
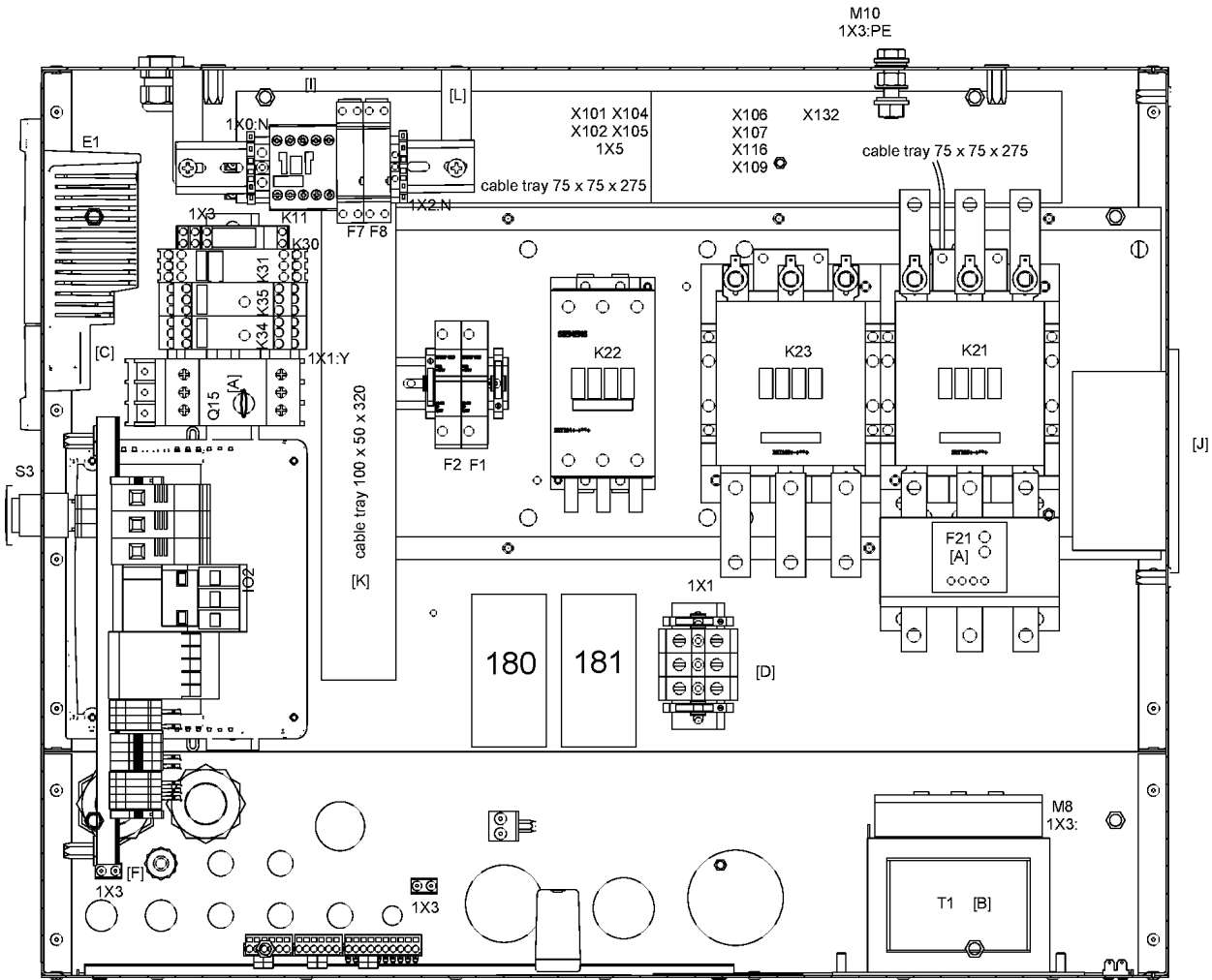
EAPPR:IEC - Electrical approval:IEC
HAT:N - High ambient temperature version:reduced ambient condition (Increased FAD) - max 46° / 115°F
MODEL:ZR45_08 - Model:ZR 45
MODEL:ZT45_08 - Model:ZT 45

FREQ:50HZ - Frequency:50 Hz
MODEL:ZR30_08 - Model:ZR 30
MODEL:ZT30_08 - Model:ZT 30
MOVOL:230V - Supply voltage:230 V

FREQ:60HZ - Frequency:60 Hz
MODEL:ZR37_08 - Model:ZR 37
MODEL:ZT37_08 - Model:ZT 37
MOVOL:500V - Supply voltage:500 V

30.1 - Cubicle - IEC 230V 50Hz ZR30/ZR37/ZT30/ZT37 - 230V 60Hz ZR30/ZT30 - 500V ZR/T45

((MODEL:ZR30_08, MODEL:ZR37_08, MODEL:ZT30_08, MODEL:ZT37_08) + FREQ:50HZ, (MODEL:ZR30_08, MODEL:ZT30_08) + FREQ:60HZ) + MOVOL:230V, (MODEL:ZR45_08, MODEL:ZT45_08) + FREQ:50HZ + MOVOL:500V) + EAPPR:IEC + HAT:N



30.1 - Cubicle - IEC 230V 50Hz ZR30/ZR37/ZT30/ZT37 - 230V 60Hz ZR30/ZT30 - 500V ZR/T45



((MODEL:ZR30_08 , MODEL:ZR37_08 , MODEL:ZT30_08 , MODEL:ZT37_08) + FREQ:50HZ , (MODEL:ZR30_08 , MODEL:ZT30_08) + FREQ:60HZ) + MOVOL:230V , (MODEL:ZR45_08 , MODEL:ZT45_08) + FREQ:50HZ + MOVOL:500V) + EAPPR:IEC + HAT:N

Ref	Part Number	Qty	Name	Validity	EL	R.
	1089 9415 44	1	CONTACTOR		K22	
	1089 9415 45	2	CONTACTOR		K21-K23	
	1089 9415 55	1	CONTACT BLOCK		K21	
	1089 9415 56	1	CONTACT BLOCK		K23	
	1089 9446 66	1	OVERLOAD RELAY		F21	
	1622 1692 00	3	CONNECTION ELEMENT		K21	
	1900 2804 00	0	DRAWING			
	1089 0612 01	2	FUSE HOLDER		F1-F2	
	1089 0612 24	2	FUSE		F1-F2	
	1089 9436 46	1	TRANSFORMER		T1	
	1089 0577 58	1	END RETAINER			
	1079 9925 69	1	LABEL		120	
	1622 7302 00	1	DATA-LABEL		110	

Legend:

EAPPR:IEC - Electrical approval:IEC

HAT:N - High ambient temperature version:reduced ambient

condition (Increased FAD) - max 46° / 115°F

MODEL:ZR45_08 - Model:ZR 45

MODEL:ZT45_08 - Model:ZT 45

FREQ:50HZ - Frequency:50 Hz

MODEL:ZR30_08 - Model:ZR 30

MODEL:ZT30_08 - Model:ZT 30

MOVOL:230V - Supply voltage:230 V

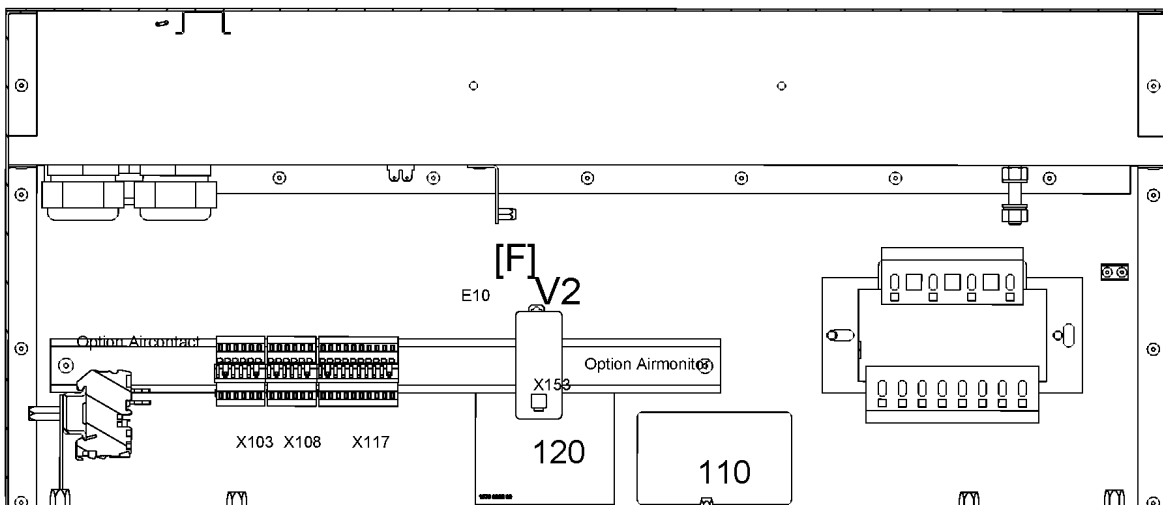
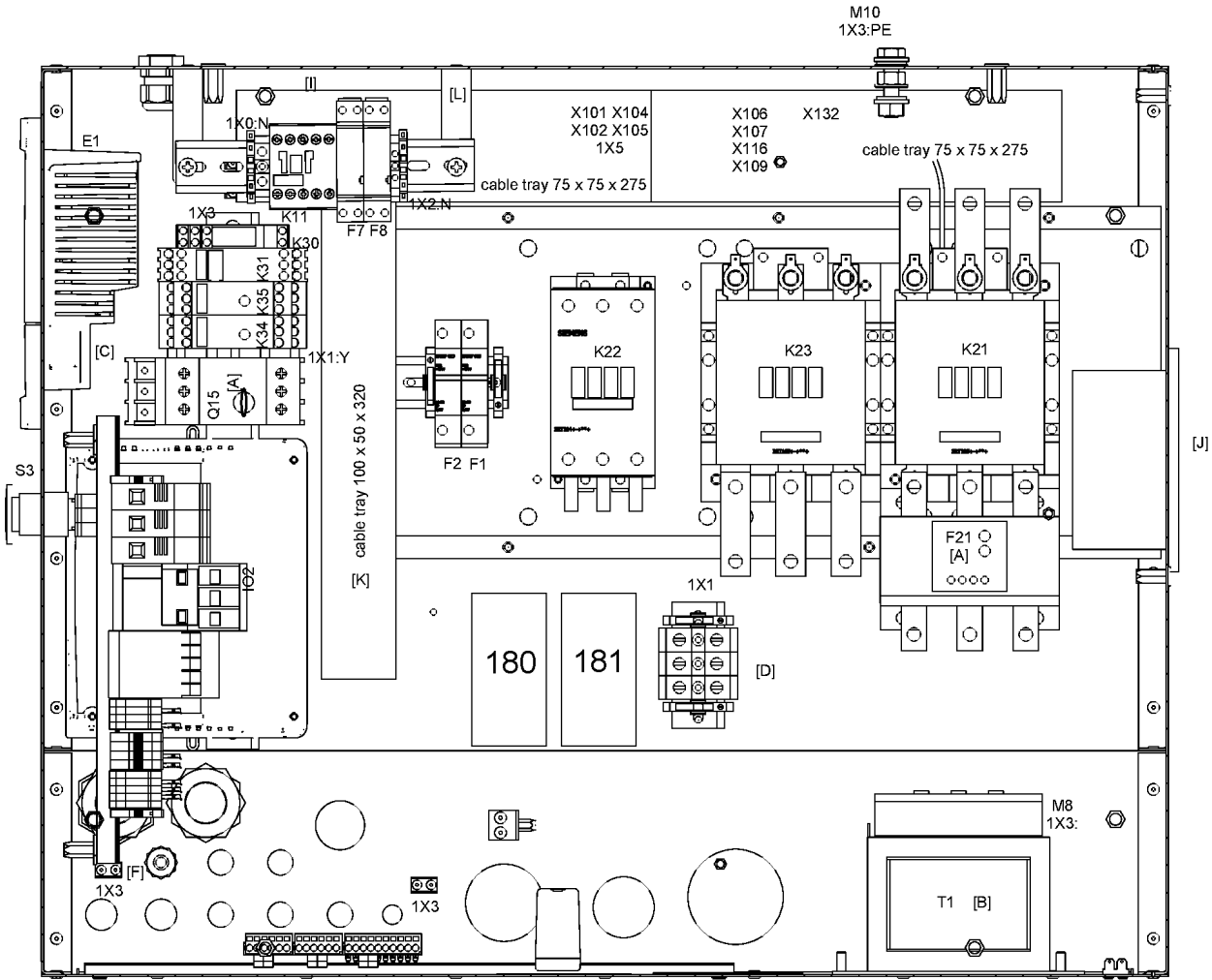
FREQ:60HZ - Frequency:60 Hz

MODEL:ZR37_08 - Model:ZR 37

MODEL:ZT37_08 - Model:ZT 37

MOVOL:500V - Supply voltage:500 V

30.2 - Cubicle - IEC 230V 60Hz ZR37/ZT37 (30/07/2009 - 29/07/2014)
 (MODEL:ZR37_08 , MODEL:ZT37_08) + EAPPR:IEC + FREQ:60HZ + HAT:N + MOVOL:230V



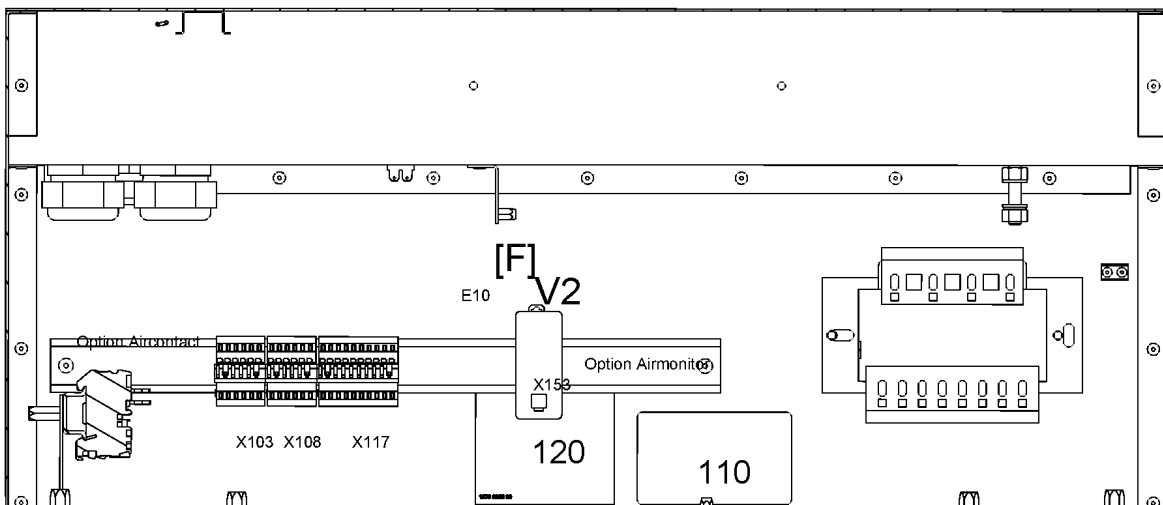
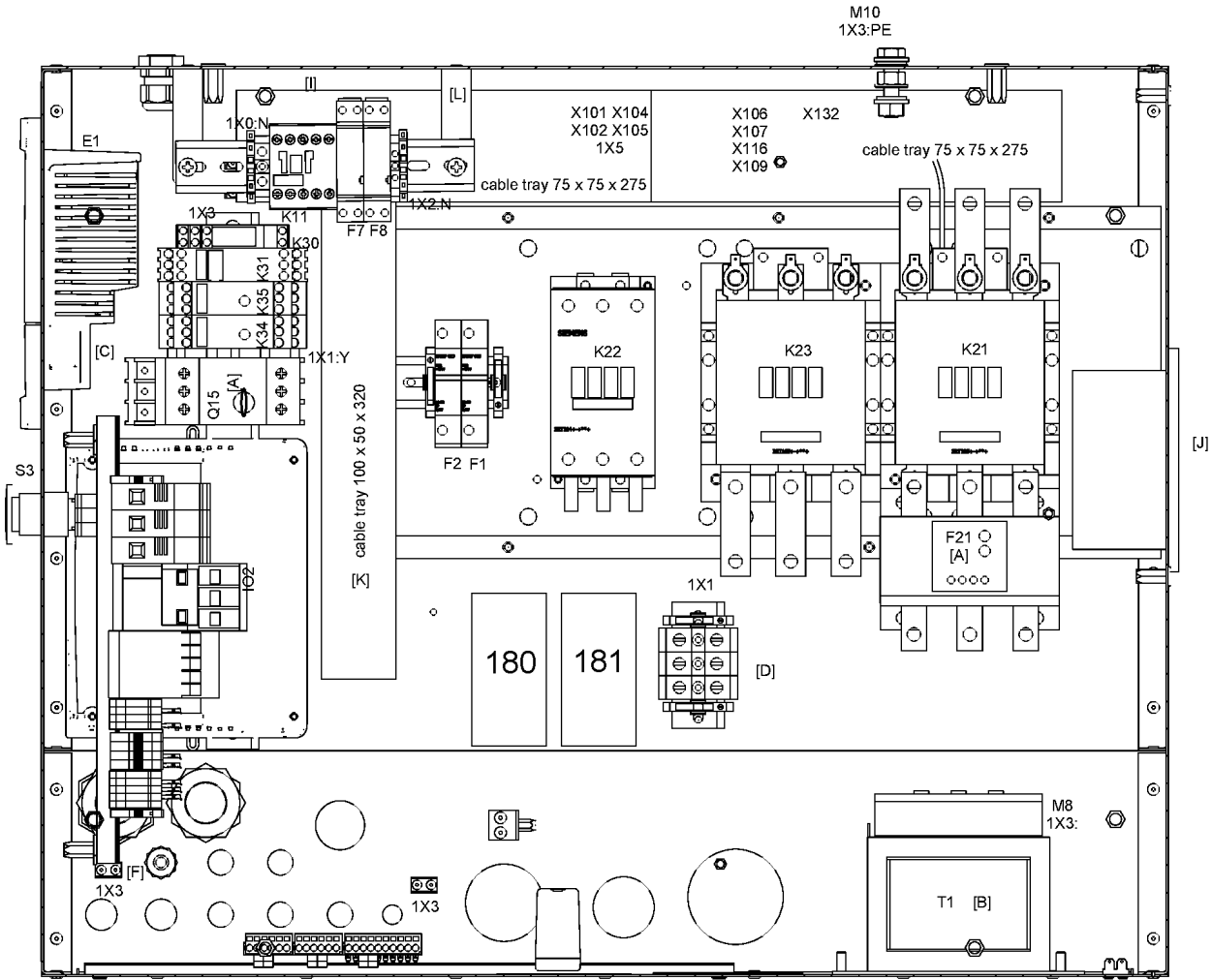
30.2 - Cubicle - IEC 230V 60Hz ZR37/ZT37 (30/07/2009 - 29/07/2014)

(MODEL:ZR37_08 , MODEL:ZT37_08) + EAPPR:IEC + FREQ:60HZ + HAT:N + MOVOL:230V

Ref	Part Number	Qty	Name	Validity	EL	R.
	1900 2190 11	1	CUBICLE	(30/07/2009 - 29/07/2014)		
	9820 3642 02	1	SERVICE DIAGRAM			
	9820 3642 22	0	ASSEMBLY DRAWING			
	1622 8996 80	1	METAL SHEET ASSEMBLY			
	1622 8982 00	1	WIRE HARNESS			
	1088 1001 02	1	WARNING MARK			
	1088 0851 17	1	RACEWAY			L=320mm
	0697 9809 20	1	NUT			
	0697 9809 24	2	NUT			
	1088 0015 02	1	CONNECTOR MALE		X101	
	1088 0015 36	2	CONNECTOR SOCKET		X101	
	1088 0031 18	6	ADAPTOR			
	Electrical legend:	X103-X108-X117				
	1088 0031 22	2	CONNECTOR FEMALE		X106-X107	
	1088 0031 32	1	CONNECTOR FEMALE		3X30	
	1088 0031 34	1	CONNECTOR FEMALE		3X32	
	1088 0031 43	1	CONNECTOR FEMALE		X132	
	1088 0031 82	1	CONNECTOR MALE		X106	
	1088 0031 84	1	CONNECTOR MALE		X103	
	1088 0031 86	1	CONNECTOR MALE		X108	
	1088 0031 90	1	CONNECTOR MALE		X117	
	1088 0037 04	1	CONNECTOR FEMALE		X103	
	1088 0037 06	1	CONNECTOR FEMALE		X108	
	1088 0037 10	1	CONNECTOR FEMALE		X117	
	1088 0037 30	2	CONNECTOR FEMALE		X105-1X5	
	1088 0037 31	2	CONNECTOR FEMALE		X104-X116	
	1088 0037 33	1	CONNECTOR FEMALE		X109	
	1088 0037 62	1	CONNECTOR COMBI		X105	
	1088 0037 81	1	CONNECTOR FEMALE		2X27	
	1088 0037 83	1	CONNECTOR FEMALE		3X33	
	1088 0851 16	2	RACEWAY			L=275mm
	1089 0649 03	1	EMERGENCY STOP BUTTON		S3	
	1089 0577 58	2	END RETAINER			
	1089 0700 02	1	CONNECTOR MALE		X102	
	1089 0700 04	8	CONNECTOR SOCKET		X102	
	1089 9337 13	2	CONTACT BLOCK		S3	
	1089 9415 07	1	CONTACT BLOCK		K21	
	1088 0031 02	1	FEM. CONNECTOR		X153	
	0090 1400 02	1	MOUNTING RAIL			L=320mm
	0694 5281 34	3	CABLE LUG		K21	
	0694 5285 12	6	ISOLATOR CAP FEMALE FASTON		K22-K23	
	0694 5900 06	6	FASTON FLAT		K22-K23	
	0694 5900 07	3	ANGLED FASTON		K21	
	1089 0577 58	1	END RETAINER			
	1089 0700 01	1	CONNECTOR FEMALE		X102	
	1089 0700 03	8	CONNECTOR PIN		X102	
	1089 9362 04	1	TERMINAL COVER		K21	
	1089 9415 09	1	CONTACT BLOCK		K22	
	1089 9415 44	1	CONTACTOR		K22	
	1089 9415 45	2	CONTACTOR		K21-K23	

Legend:EAPPR:IEC - Electrical approval:IEC
MODEL:ZR37_08 - Model:ZR 37FREQ:60HZ - Frequency:60 Hz
MODEL:ZT37_08 - Model:ZT 37HAT:N - High ambient temperature version:reduced ambient
condition (Increased FAD) - max 46° / 115°F
MOVOL:230V - Supply voltage:230 V

30.2 - Cubicle - IEC 230V 60Hz ZR37/ZT37 (30/07/2009 - 29/07/2014)
 (MODEL:ZR37_08 , MODEL:ZT37_08) + EAPPR:IEC + FREQ:60HZ + HAT:N + MOVOL:230V



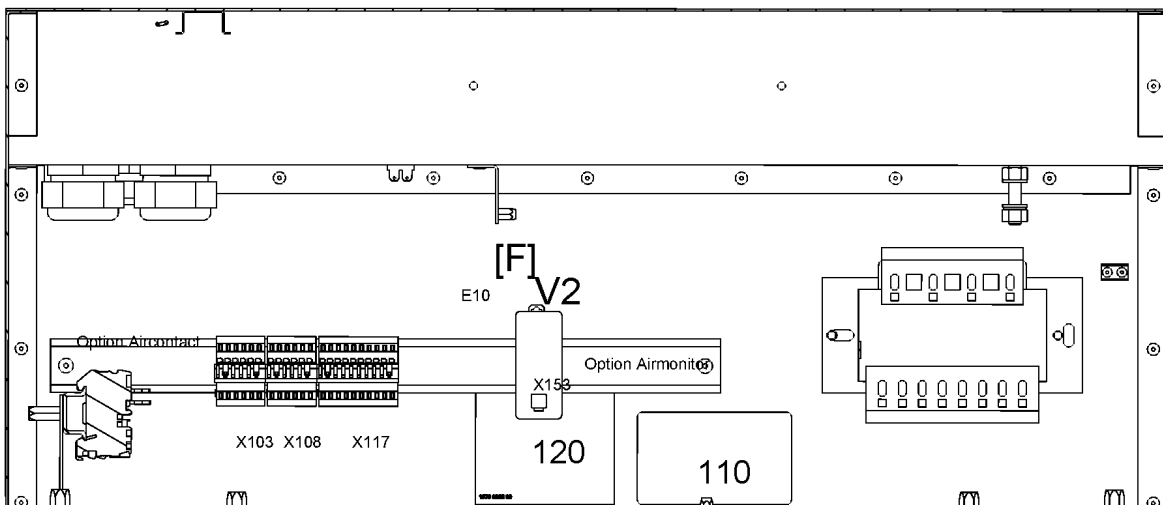
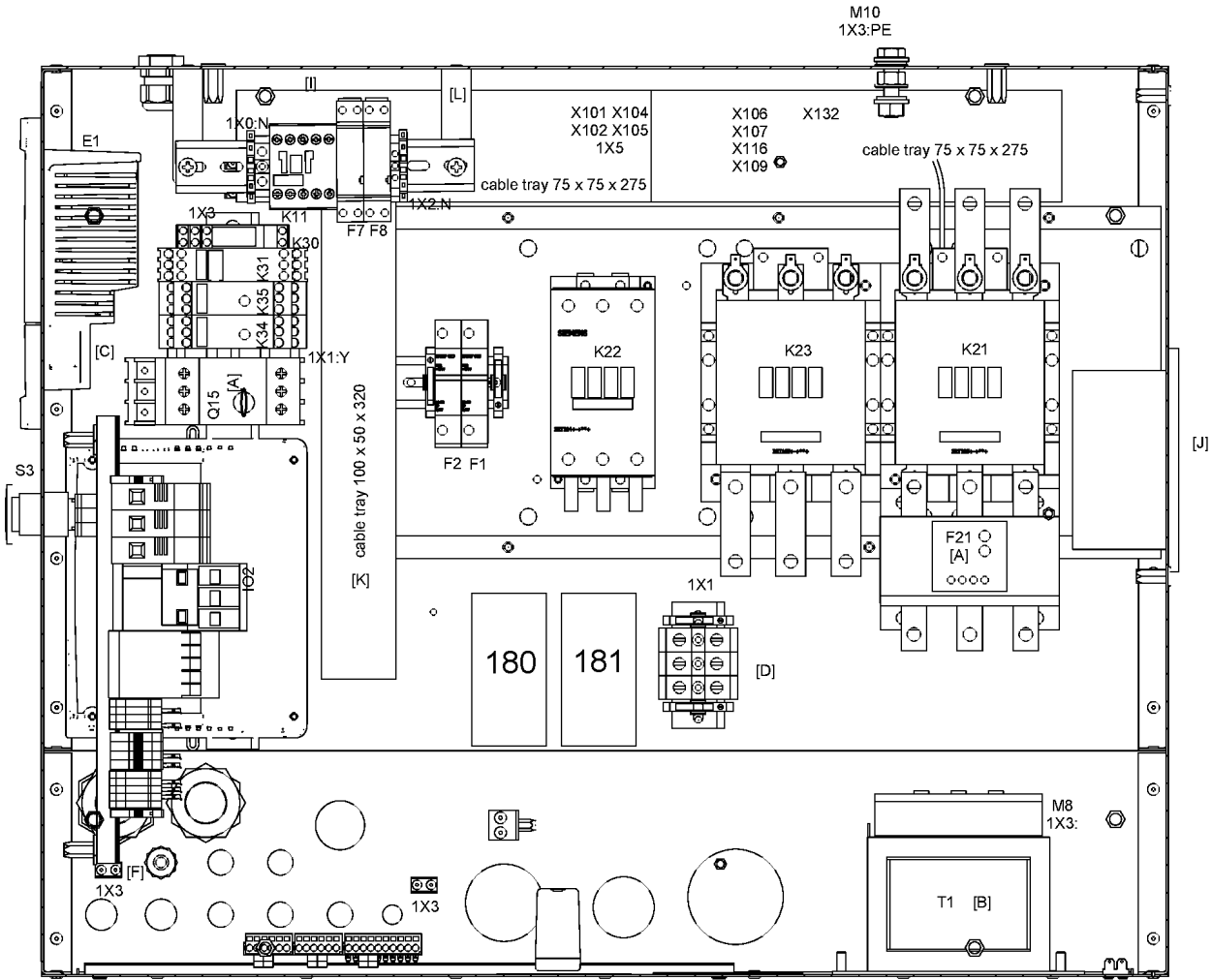
30.2 - Cubicle - IEC 230V 60Hz ZR37/ZT37 (30/07/2009 - 29/07/2014)

(MODEL:ZR37_08 , MODEL:ZT37_08) + EAPPR:IEC + FREQ:60HZ + HAT:N + MOVOL:230V

Ref	Part Number	Qty	Name	Validity	EL	R.
	1089 9415 55	1	CONTACT BLOCK		K21	
	1089 9415 56	1	CONTACT BLOCK		K23	
	1089 9446 66	1	OVERLOAD RELAY		F21	
	1622 1692 00	3	CONNECTION ELEMENT		K21	
	1900 2804 00	0	DRAWING			
	1089 0612 01	2	FUSE HOLDER		F1-F2	
	1089 0612 24	2	FUSE		F1-F2	
	1089 9436 46	1	TRANSFORMER		T1	
	1089 0577 58	1	END RETAINER			
	1079 9925 69	1	LABEL		120	
	1622 7302 00	1	DATA-LABEL		110	

Legend:EAPPR:IEC - Electrical approval:IEC
MODEL:ZR37_08 - Model:ZR 37FREQ:60HZ - Frequency:60 Hz
MODEL:ZT37_08 - Model:ZT 37HAT:N - High ambient temperature version:reduced ambient
condition (Increased FAD) - max 46° / 115°F
MOVOL:230V - Supply voltage:230 V

30.3 - Cubicle - IEC 230V 60Hz ZR37/ZT37 (30/07/2014 - ...)
 (MODEL:ZR37_08 , MODEL:ZT37_08) + EAPPR:IEC + FREQ:60HZ + HAT:N + MOVOL:230V



30.3 - Cubicle - IEC 230V 60Hz ZR37/ZT37 (30/07/2014 - ...)

(MODEL:ZR37_08 , MODEL:ZT37_08) + EAPPR:IEC + FREQ:60HZ + HAT:N + MOVOL:230V



Ref	Part Number	Qty	Name	Validity	EL	R.
	1900 2190 17	1	CUBICLE	(30/07/2014 - ...)		
	9820 3642 22	0	ASSEMBLY DRAWING			
	1622 8996 80	1	METAL SHEET ASSEMBLY			
	1622 8982 00	1	WIRE HARNESS			
	1088 1001 02	1	WARNING MARK			
	1088 0851 05	1	RACEWAY			L=320mm
	0697 9809 20	1	NUT			
	0697 9809 24	2	NUT			
	1088 0031 02	1	CONNECTOR FEMALE		X153	
	1088 0031 18	6	ADAPTOR			
	Electrical legend:	X103-X108-X117				
	1088 0031 22	1	CONNECTOR FEMALE		X107	
	1088 0031 24	1	CONNECTOR FEMALE		X137	
	1088 0031 32	1	CONNECTOR FEMALE		3X30	
	1088 0031 34	1	CONNECTOR FEMALE		3X32	
	1088 0031 43	1	CONNECTOR FEMALE		X132	
	1088 0031 46	1	CONNECTOR FEMALE		3X31	
	1088 0031 84	1	CONNECTOR MALE		X103	
	1088 0031 86	1	CONNECTOR MALE		X108	
	1088 0031 90	1	CONNECTOR MALE		X117	
	1088 0037 04	1	CONNECTOR FEMALE		X103	
	1088 0037 06	1	CONNECTOR FEMALE		X108	
	1088 0037 10	1	CONNECTOR FEMALE		X117	
	1088 0037 30	2	CONNECTOR FEMALE		X105-1X5	
	1088 0037 31	2	CONNECTOR FEMALE		X104-X116	
	1088 0037 32	1	CONNECTOR FEMALE		X102b	
	1088 0037 33	1	CONNECTOR FEMALE		X102a	
	1088 0037 33	1	CONNECTOR FEMALE		X109	
	1088 0037 81	1	CONNECTOR FEMALE		2X27	
	1088 0037 83	1	CONNECTOR FEMALE		3X33	
	1088 0851 16	2	RACEWAY			L=275mm
	1089 0577 58	2	END RETAINER			
	1089 0649 03	1	EMERGENCY STOP BUTTON		S3	
	1089 9337 13	2	CONTACT BLOCK		S3	
	1089 9415 07	1	CONTACT BLOCK		K21-K23	
	9820 3642 15	1	SERVICE DIAGRAM			
	0090 1400 02	1	MOUNTING RAIL			L=75mm
	0694 5285 12	3	ISOLATOR CAP FEMALE FASTON		K22	
	0694 5900 06	3	FASTON FLAT 6.3X0.8		K22	
	0694 5900 08	6	RING FASTON 6.3X0.8 M8		K21-K23	
	1088 0031 64	1	CONNECTOR MALE		X102b	
	1088 0031 65	1	CONNECTOR MALE		X102a	
	1089 0577 58	1	END RETAINER			
	1089 9415 09	1	CONTACT BLOCK		K22	
	1089 9415 45	1	CONTACTOR		K22	
	1089 9415 61	2	CONTACTOR		K21-K23	
	1089 9446 71	1	OVERLOAD RELAY		F21	
	1622 3042 00	6	CONNECTION ELEMENT		K21-K23	
	1622 3399 01	1	PLATE			
	1900 2805 00	0	DRAWING			

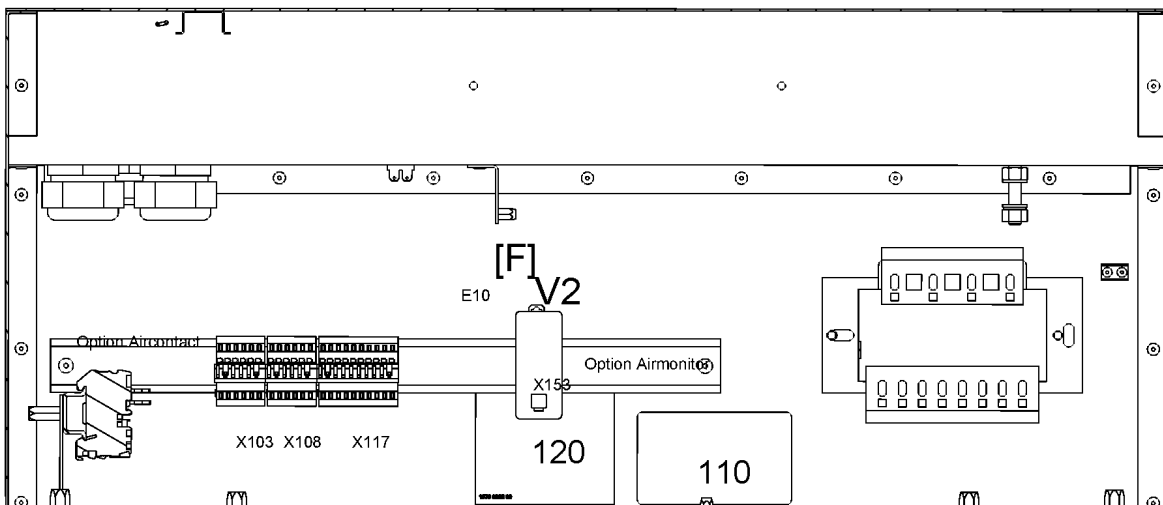
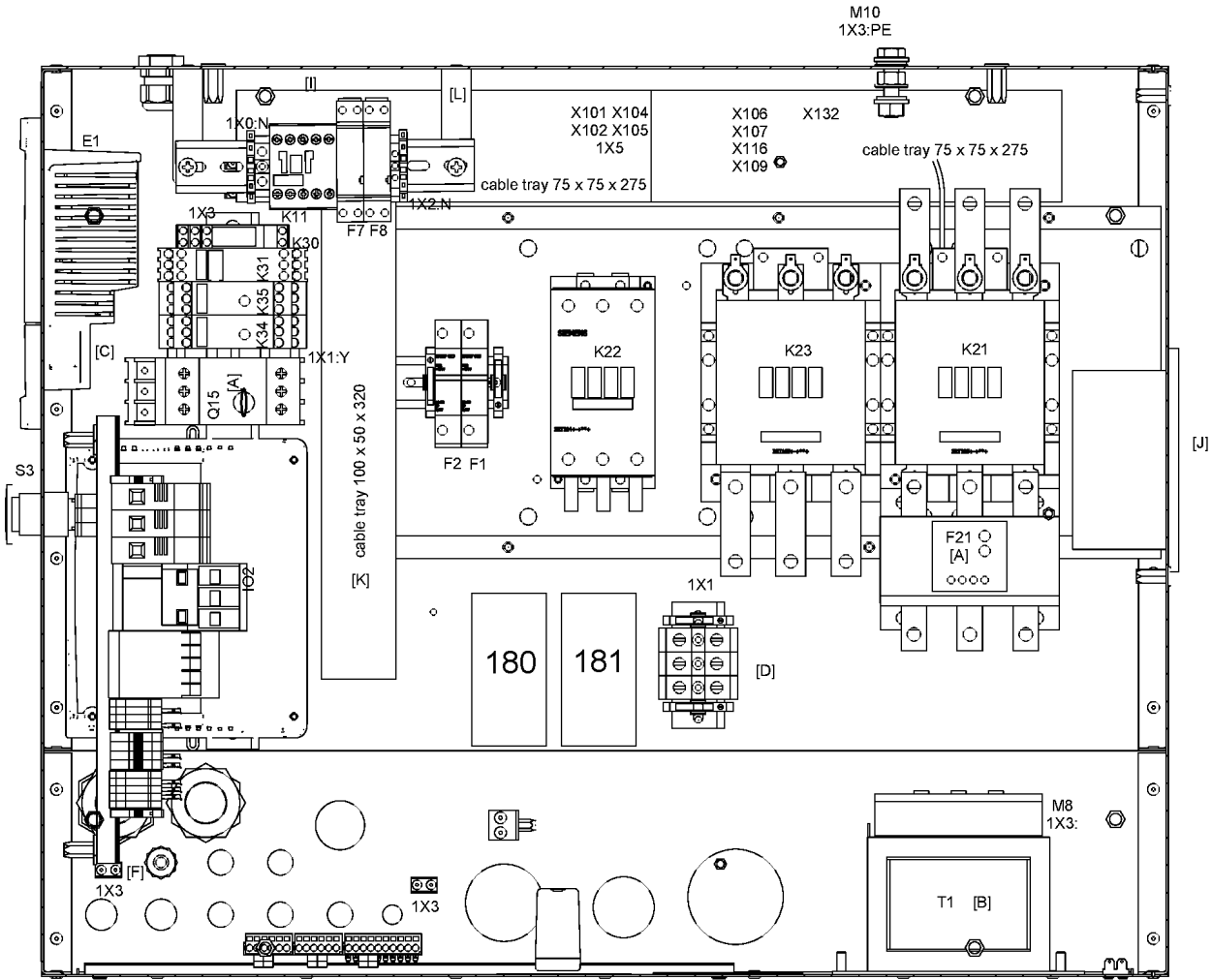
Legend:

EAPPR:IEC - Electrical approval:IEC
MODEL:ZR37_08 - Model:ZR 37

FREQ:60HZ - Frequency:60 Hz
MODEL:ZT37_08 - Model:ZT 37

HAT:N - High ambient temperature version:reduced ambient
condition (Increased FAD) - max 46° / 115°F
MOVOL:230V - Supply voltage:230 V

30.3 - Cubicle - IEC 230V 60Hz ZR37/ZT37 (30/07/2014 - ...)
 (MODEL:ZR37_08 , MODEL:ZT37_08) + EAPPR:IEC + FREQ:60HZ + HAT:N + MOVOL:230V



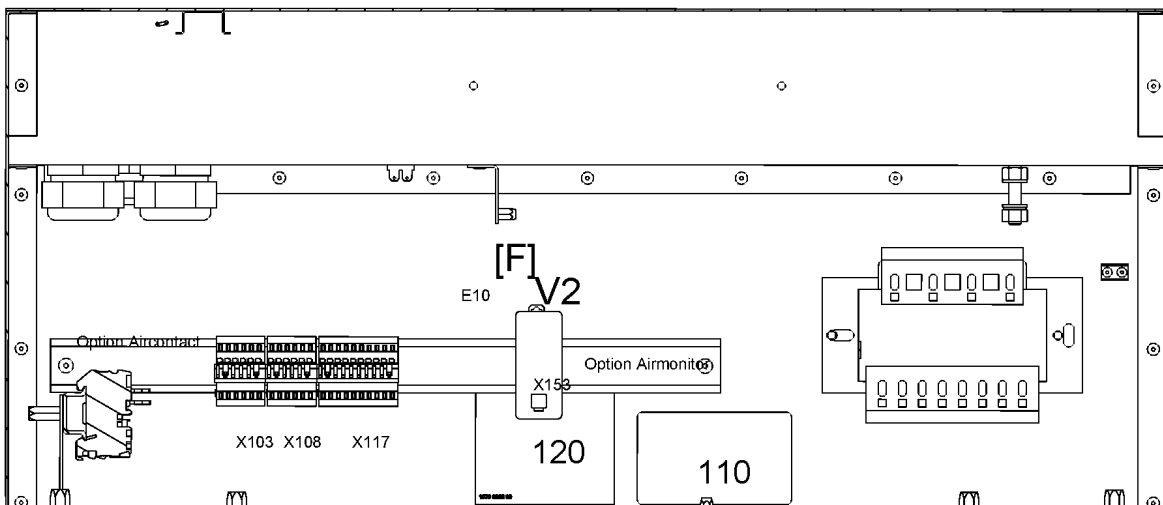
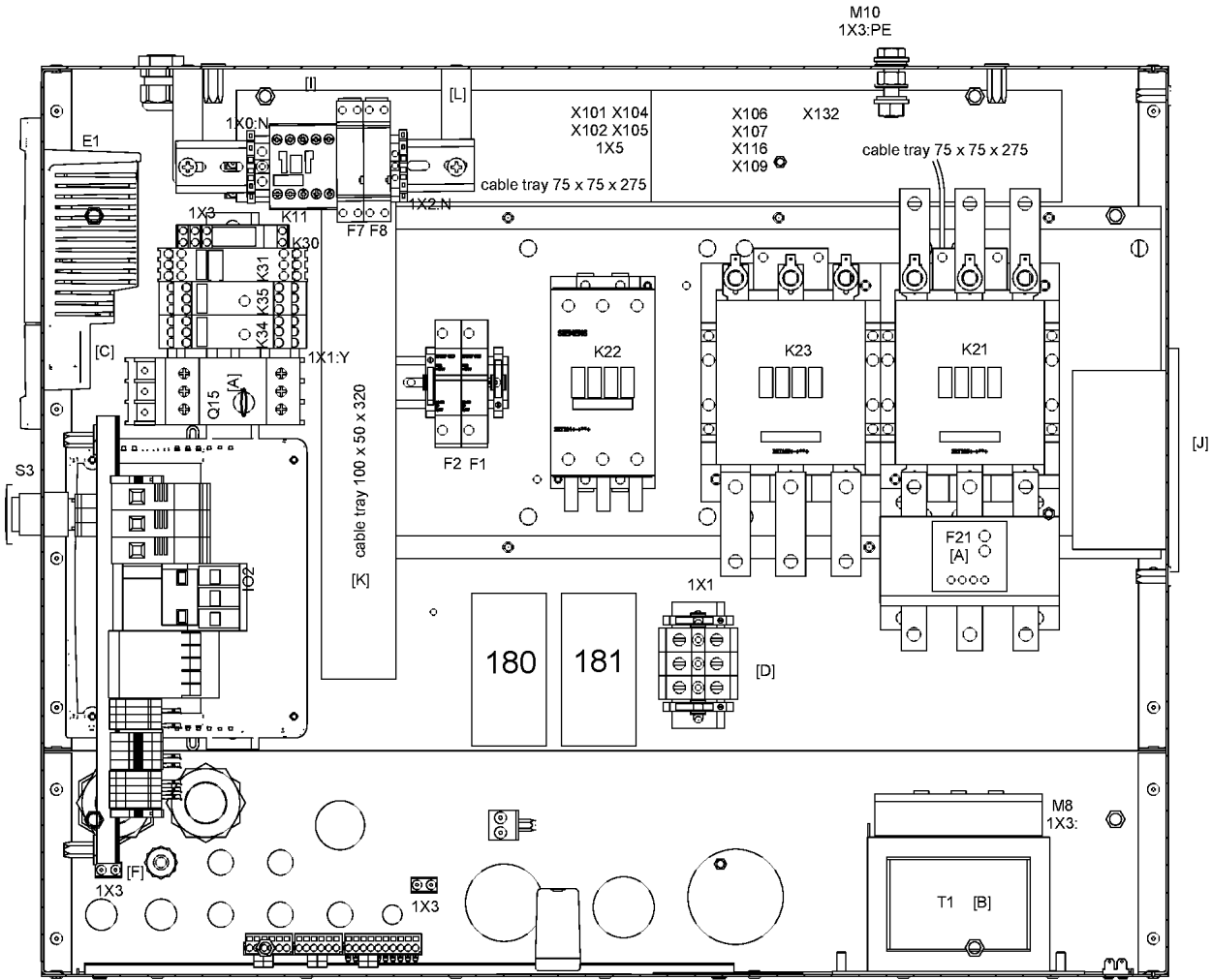
30.3 - Cubicle - IEC 230V 60Hz ZR37/ZT37 (30/07/2014 - ...)

(MODEL:ZR37_08 , MODEL:ZT37_08) + EAPPR:IEC + FREQ:60HZ + HAT:N + MOVOL:230V

Ref	Part Number	Qty	Name	Validity	EL	R.
	1089 0612 01	2	FUSE HOLDER		F1-F2	
	1089 0612 24	2	FUSE		F1-F2	
	1089 9436 46	1	TRANSFORMER		T1	
	1089 0577 58	1	END RETAINER			
	1079 9925 69	1	LABEL		120	
	1622 7302 00	1	DATA-LABEL		110	

Legend:EAPPR:IEC - Electrical approval:IEC
MODEL:ZR37_08 - Model:ZR 37FREQ:60HZ - Frequency:60 Hz
MODEL:ZT37_08 - Model:ZT 37HAT:N - High ambient temperature version:reduced ambient
condition (Increased FAD) - max 46° / 115°F
MOVOL:230V - Supply voltage:230 V

30.4 - Cubicle - IEC 230V ZR45/ZT45
 (MODEL:ZR45_08 , MODEL:ZT45_08) + EAPPR:IEC + HAT:N + MOVOL:230V



30.4 - Cubicle - IEC 230V ZR45/ZT45

(MODEL:ZR45_08 , MODEL:ZT45_08) + EAPPR:IEC + HAT:N + MOVOL:230V

Ref	Part Number	Qty	Name	Validity	EL	R.
	1900 2190 17	1	CUBICLE	(30/07/2009 - ...)		
	9820 3642 02	1	SERVICE DIAGRAM			
	9820 3642 22	0	ASSEMBLY DRAWING			
	1622 8996 80	1	METAL SHEET ASSEMBLY			
	1622 8982 00	1	WIRE HARNESS			
	1088 1001 02	1	WARNING MARK			
	1088 0851 05	1	RACEWAY			L=320mm
	0697 9809 20	1	NUT			
	0697 9809 24	2	NUT			
	1088 0015 02	1	CONNECTOR MALE		X101	
	1088 0015 36	2	CONNECTOR SOCKET		X101	
	1088 0031 18	6	ADAPTOR			
	Electrical legend:	X103-X108-X117				
	1088 0031 22	2	CONNECTOR FEMALE		X106-X107	
	1088 0031 32	1	CONNECTOR FEMALE		3X30	
	1088 0031 34	1	CONNECTOR FEMALE		3X32	
	1088 0031 43	1	CONNECTOR FEMALE		X132	
	1088 0031 82	1	CONNECTOR MALE		X106	
	1088 0031 84	1	CONNECTOR MALE		X103	
	1088 0031 86	1	CONNECTOR MALE		X108	
	1088 0031 90	1	CONNECTOR MALE		X117	
	1088 0037 04	1	CONNECTOR FEMALE		X103	
	1088 0037 06	1	CONNECTOR FEMALE		X108	
	1088 0037 10	1	CONNECTOR FEMALE		X117	
	1088 0037 30	2	CONNECTOR FEMALE		X105-1X5	
	1088 0037 31	2	CONNECTOR FEMALE		X104-X116	
	1088 0037 33	1	CONNECTOR FEMALE		X109	
	1088 0037 62	1	CONNECTOR COMBI			
	Electrical legend:	X105 (to X116)				
	1088 0037 81	1	CONNECTOR FEMALE		2X27	
	1088 0037 83	1	CONNECTOR FEMALE		3X33	
	1088 0851 16	2	RACEWAY			L=275mm
	1089 0649 03	1	EMERGENCY STOP BUTTON		S3	
	1089 0577 58	2	END RETAINER			
	1089 0700 02	1	CONNECTOR MALE		X102	
	1089 0700 04	8	CONNECTOR SOCKET		X102	
	1089 9337 13	2	CONTACT BLOCK		S3	
	1089 9415 07	1	CONTACT BLOCK		K21	
	1088 0031 02	1	FEM. CONNECTOR		X153	
	0090 1400 02	1	MOUNTING RAIL			L=75mm
	0694 5900 06	3	FASTON FLAT		K22	
	0694 5900 08	6	RING FASTON		K21-K23	
	1089 0577 58	1	END RETAINER			
	1089 0700 01	1	CONNECTOR FEMALE		X102	
	1089 0700 03	8	CONNECTOR PIN		X102	
	1089 9415 09	1	CONTACT BLOCK		K22	
	1089 9415 45	1	CONTACTOR		K22	
	1089 9415 61	2	CONTACTOR		K21-K23	
	1089 9446 71	1	OVERLOAD RELAY		F21	
	1622 3042 00	3	CONNECTION ELEMENT		K21-K23	

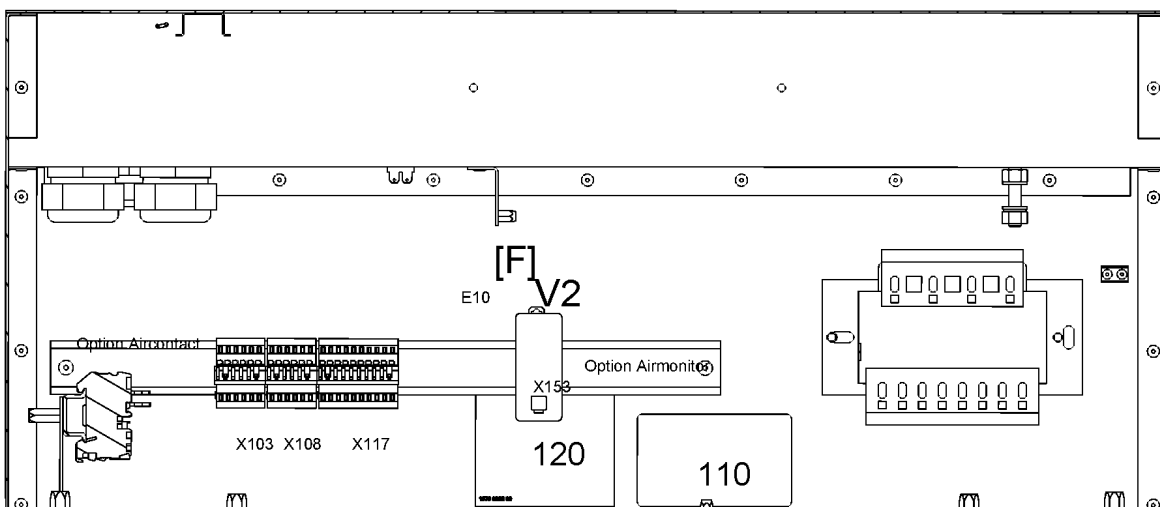
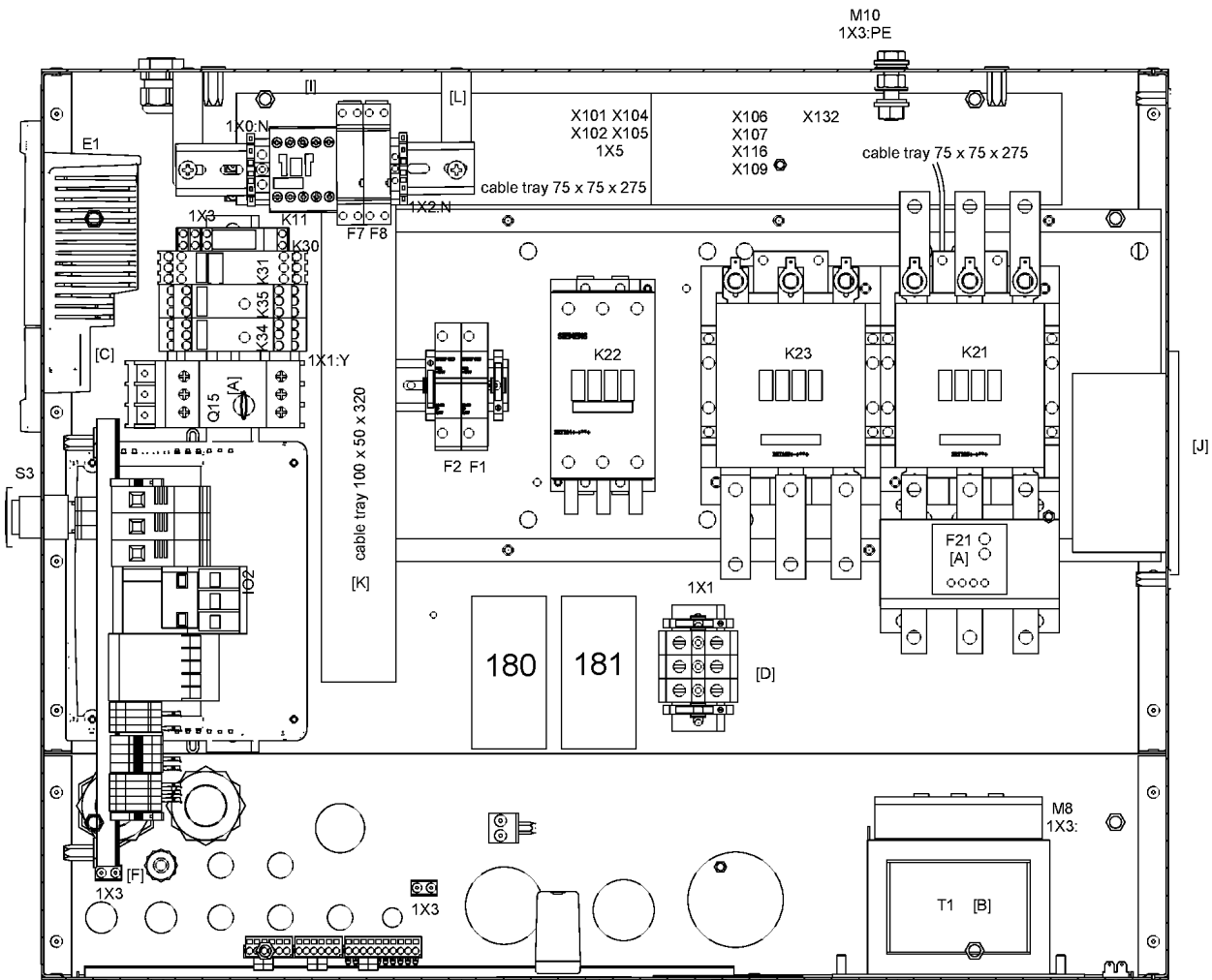
Legend:

EAPPR:IEC - Electrical approval:IEC
MODEL:ZT45_08 - Model:ZT 45

HAT:N - High ambient temperature version:reduced ambient
condition (Increased FAD) - max 46° / 115°F
MOVOL:230V - Supply voltage:230 V

MODEL:ZR45_08 - Model:ZR 45

30.4 - Cubicle - IEC 230V ZR45/ZT45
 (MODEL:ZR45_08 , MODEL:ZT45_08) + EAPPR:IEC + HAT:N + MOVOL:230V



30.4 - Cubicle - IEC 230V ZR45/ZT45
 (MODEL:ZR45_08 , MODEL:ZT45_08) + EAPPR:IEC + HAT:N + MOVOL:230V



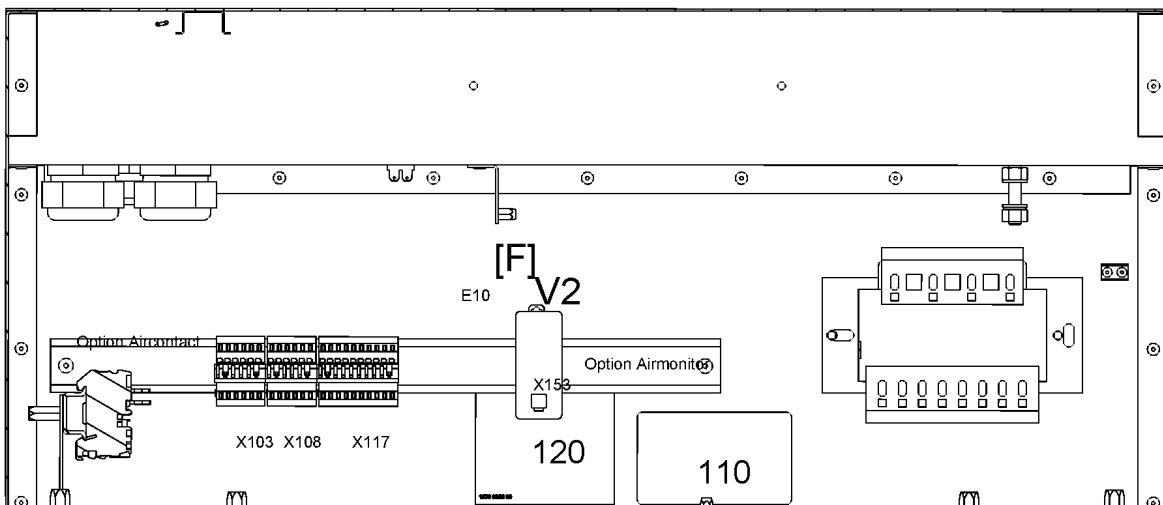
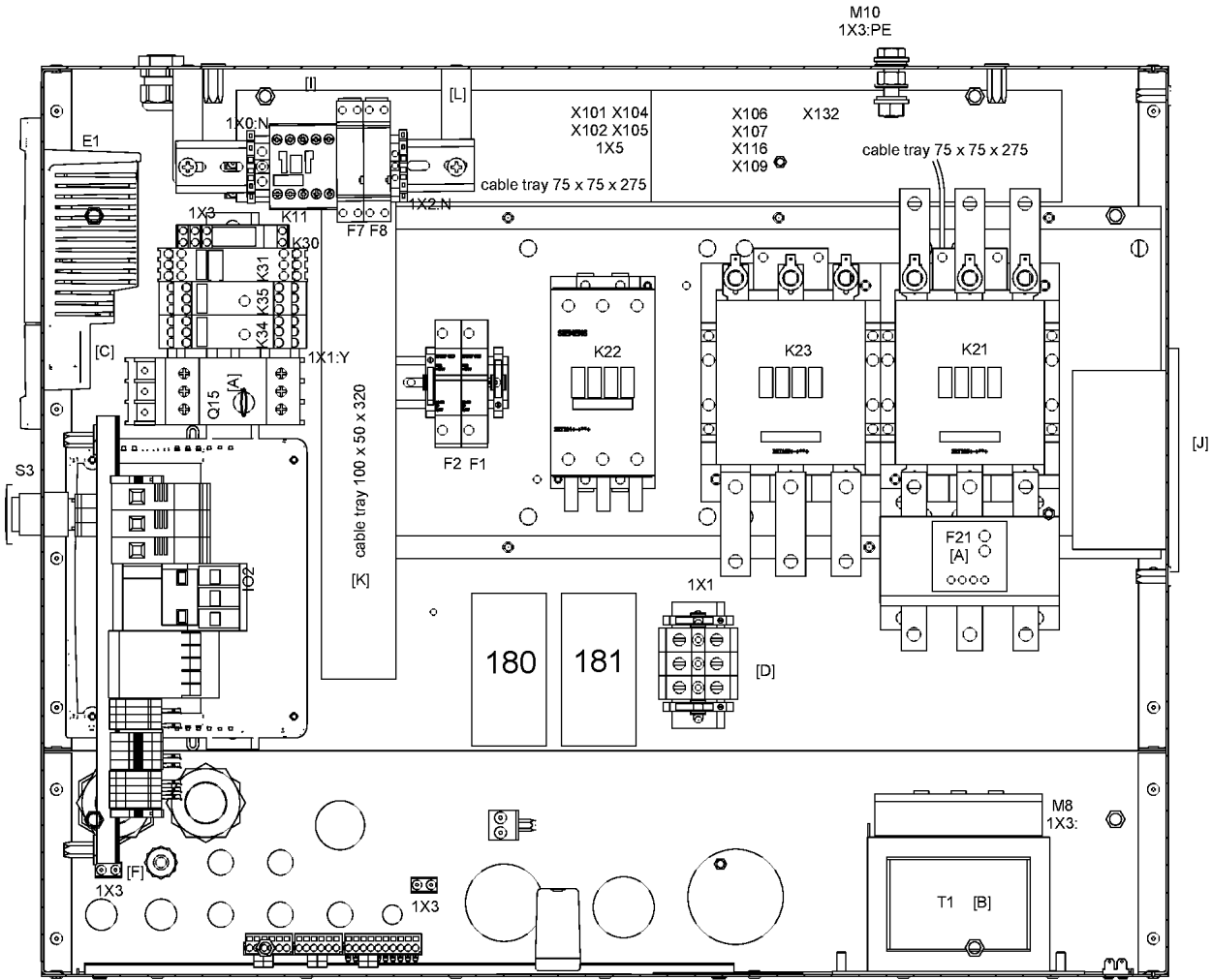
Ref	Part Number	Qty	Name	Validity	EL	R.
	1622 3399 01	1	PLATE			
	1900 2805 00	-	DRAWING			
	1089 0612 01	2	FUSE HOLDER		F1-F2	
	1089 0612 24	2	FUSE		F1-F2	
	1089 9514 44	1	TRANSFORMER		T1	
	1089 0577 58	1	END RETAINER			
	1079 9925 69	1	LABEL		120	
	1622 7302 00	1	DATA-LABEL		110	

Legend:

EAPPR:IEC - Electrical approval:IEC
 MODEL:ZT45_08 - Model:ZT 45

HAT:N - High ambient temperature version:reduced ambient
 condition (Increased FAD) - max 46° / 115°F
 MOVOL:230V - Supply voltage:230 V

MODEL:ZR45_08 - Model:ZR 45



30.5 - Cubicle - IEC 230V HAV

EAPPR:IEC + HAT:Y + MOVOL:230V

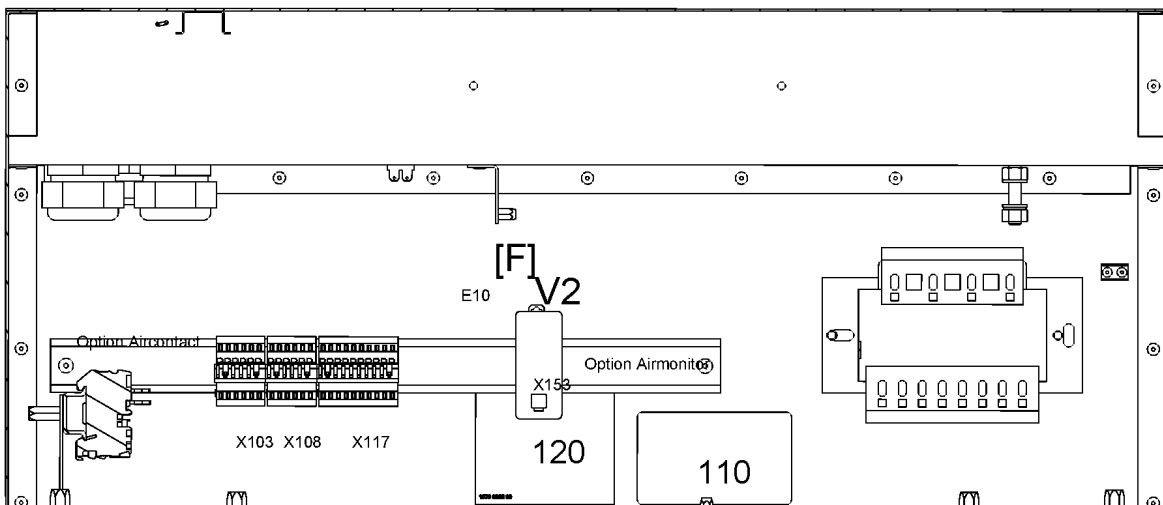
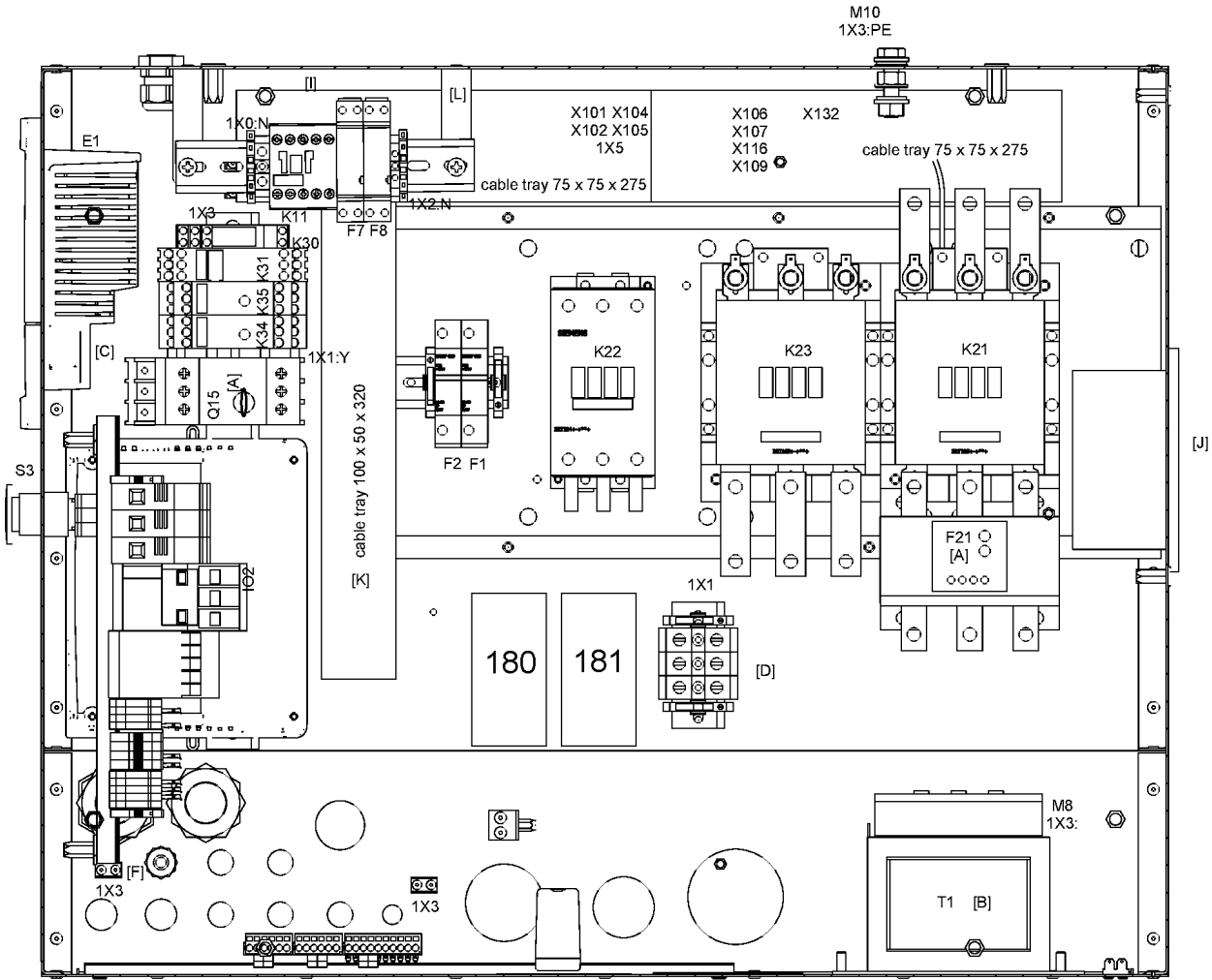


Ref	Part Number	Qty	Name	Validity	EL	R.
	1900 2190 61	1	CUBICLE	(30/07/2009 - ...)		
	9820 3642 02	1	SERVICE DIAGRAM			
	9820 3642 22	0	ASSEMBLY DRAWING			
	1622 8998 80	1	METAL SHEET ASSEMBLY			
	1622 8982 00	1	WIRE HARNESS			
	1088 1001 02	1	WARNING MARK			
	1088 0851 05	1	RACEWAY			L=320mm
	0697 9809 20	1	NUT			
	0697 9809 24	2	NUT			
	1088 0015 02	1	CONNECTOR MALE		X101	
	1088 0015 36	2	CONNECTOR SOCKET		X101	
	1088 0031 18	6	ADAPTOR			
	Electrical legend:	X103-X108-X117				
	1088 0031 22	2	CONNECTOR FEMALE		X106-X107	
	1088 0031 32	1	CONNECTOR FEMALE		3X30	
	1088 0031 34	1	CONNECTOR FEMALE		3X32	
	1088 0031 43	1	CONNECTOR FEMALE		X132	
	1088 0031 82	1	CONNECTOR MALE		X106	
	1088 0031 84	1	CONNECTOR MALE		X103	
	1088 0031 86	1	CONNECTOR MALE		X108	
	1088 0031 90	1	CONNECTOR MALE		X117	
	1088 0037 04	1	CONNECTOR FEMALE		X103	
	1088 0037 06	1	CONNECTOR FEMALE		X108	
	1088 0037 10	1	CONNECTOR FEMALE		X117	
	1088 0037 30	2	CONNECTOR FEMALE		X105-1X5	
	1088 0037 31	2	CONNECTOR FEMALE		X104-X116	
	1088 0037 33	1	CONNECTOR FEMALE		X109	
	1088 0037 62	1	CONNECTOR COMBI		X105	
	1088 0037 81	1	CONNECTOR FEMALE		2X27	
	1088 0037 83	1	CONNECTOR FEMALE		3X33	
	1088 0851 16	2	RACEWAY			L=275mm
	1089 0649 03	1	EMERGENCY STOP BUTTON		S3	
	1089 0577 58	2	END RETAINER			
	1089 0700 02	1	CONNECTOR MALE		X102	
	1089 0700 04	8	CONNECTOR SOCKET		X102	
	1089 9337 13	2	CONTACT BLOCK		S3	
	1089 9415 07	1	CONTACT BLOCK		K21	
	1088 0031 02	1	FEM. CONNECTOR		X153	
	0090 1400 02	1	MOUNTING RAIL			L=75mm
	0694 5900 06	3	FASTON FLAT		K22	
	0694 5900 08	6	RING FASTON		K21-K23	
	1089 0577 58	1	END RETAINER			
	1089 0700 01	1	CONNECTOR FEMALE		X102	
	1089 0700 03	8	CONNECTOR PIN		X102	
	1089 9415 09	1	CONTACT BLOCK		K22	
	1089 9415 45	1	CONTACTOR		K22	
	1089 9415 61	2	CONTACTOR		K21-K23	
	1089 9446 71	1	OVERLOAD RELAY		F21	
	1622 3042 00	3	CONNECTION ELEMENT		K21-K23	
	1622 3399 01	1	PLATE			
	1900 2805 00	0	DRAWING			

Legend:

EAPPR:IEC - Electrical approval:IEC

HAT:Y - High ambient temperature version:High ambient condition MOVOL:230V - Supply voltage:230 V



30.5 - Cubicle - IEC 230V HAV

EAPPR:IEC + HAT:Y + MOVOL:230V



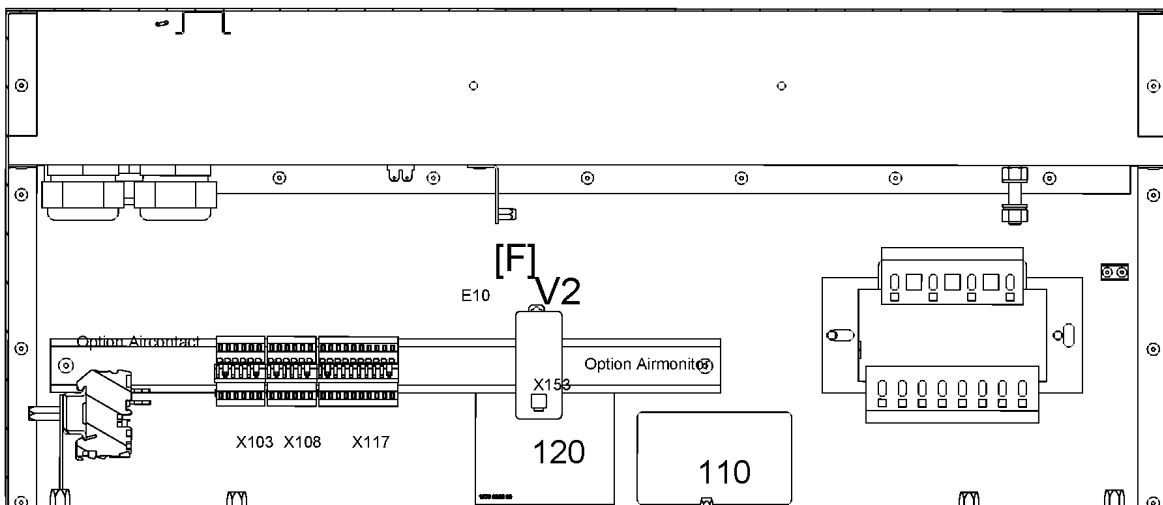
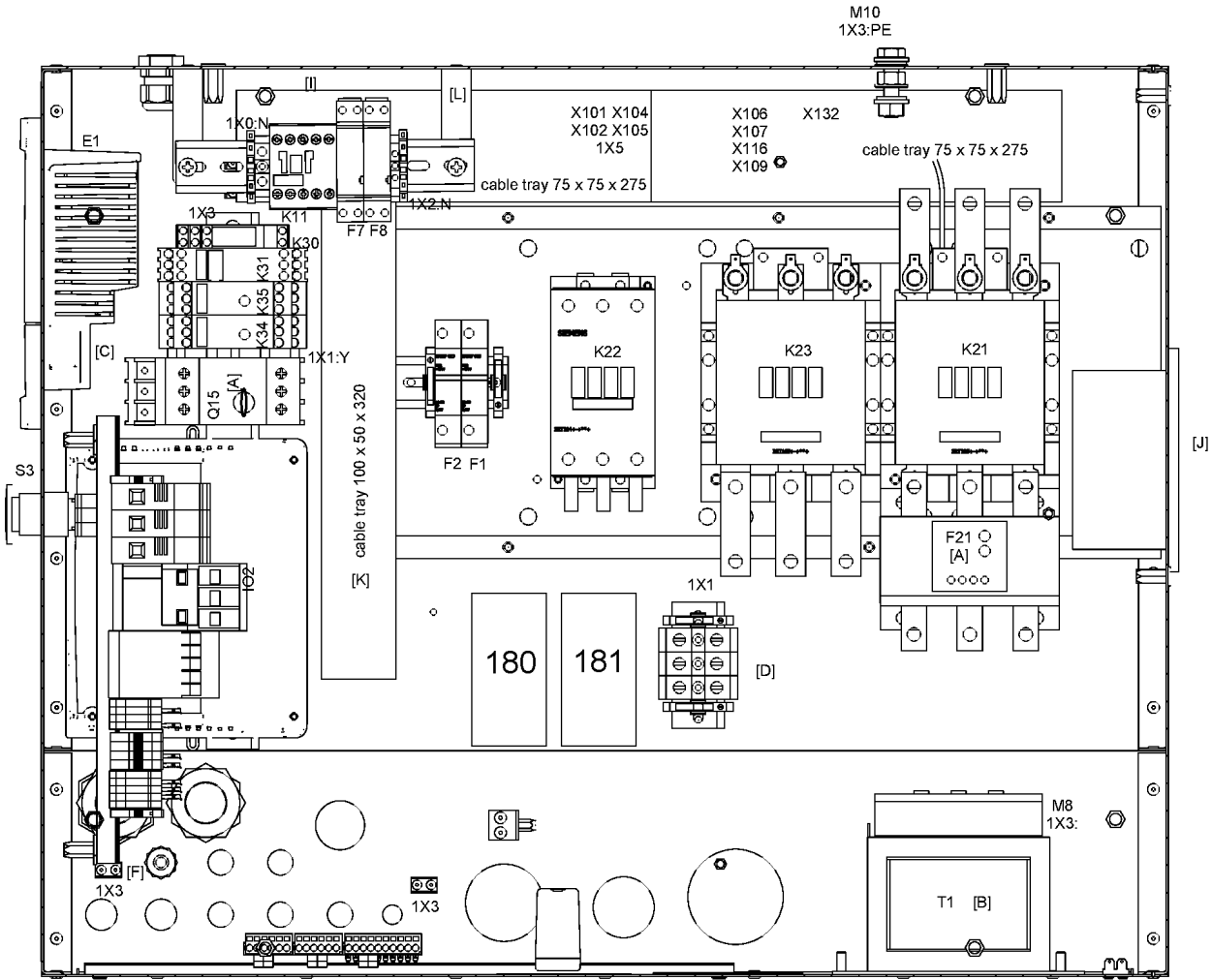
Ref	Part Number	Qty	Name	Validity	EL	R.
	1089 0612 01	2	FUSE HOLDER		F1-F2	
	1089 0612 24	2	FUSE		F1-F2	
	1089 9436 46	1	TRANSFORMER		T1	
	1089 0577 58	1	END RETAINER			
	1079 9925 69	1	LABEL		120	
	1622 7302 00	1	DATA-LABEL		110	
	1088 0037 62	1	CONNECTOR COMBI		X105	
	1089 9415 07	1	CONTACT BLOCK		K23	
	1089 9556 30	1	AIR INLET + FAN		M3	

Legend:

EAPPR:IEC - Electrical approval:IEC

HAT:Y - High ambient temperature version:High ambient condition MOVOL:230V - Supply voltage:230 V

30.6 - Cubicle - IEC 380V ZR30/ZT30 (30/07/2009 - 29/07/2014)
 (MODEL:ZR30_08 , MODEL:ZT30_08) + EAPPR:IEC + FREQ:60HZ + HAT:N + MOVOL:380V



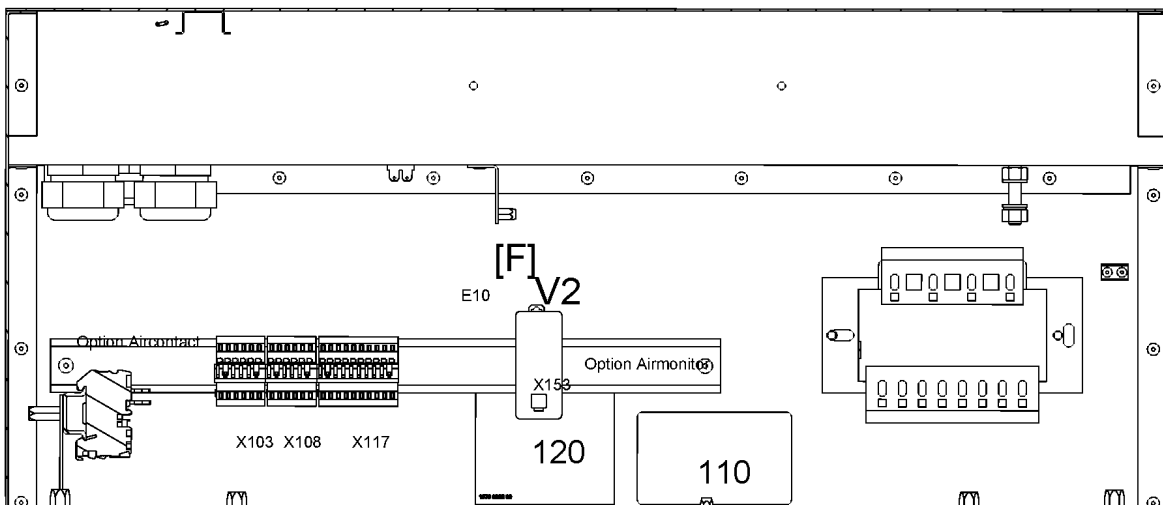
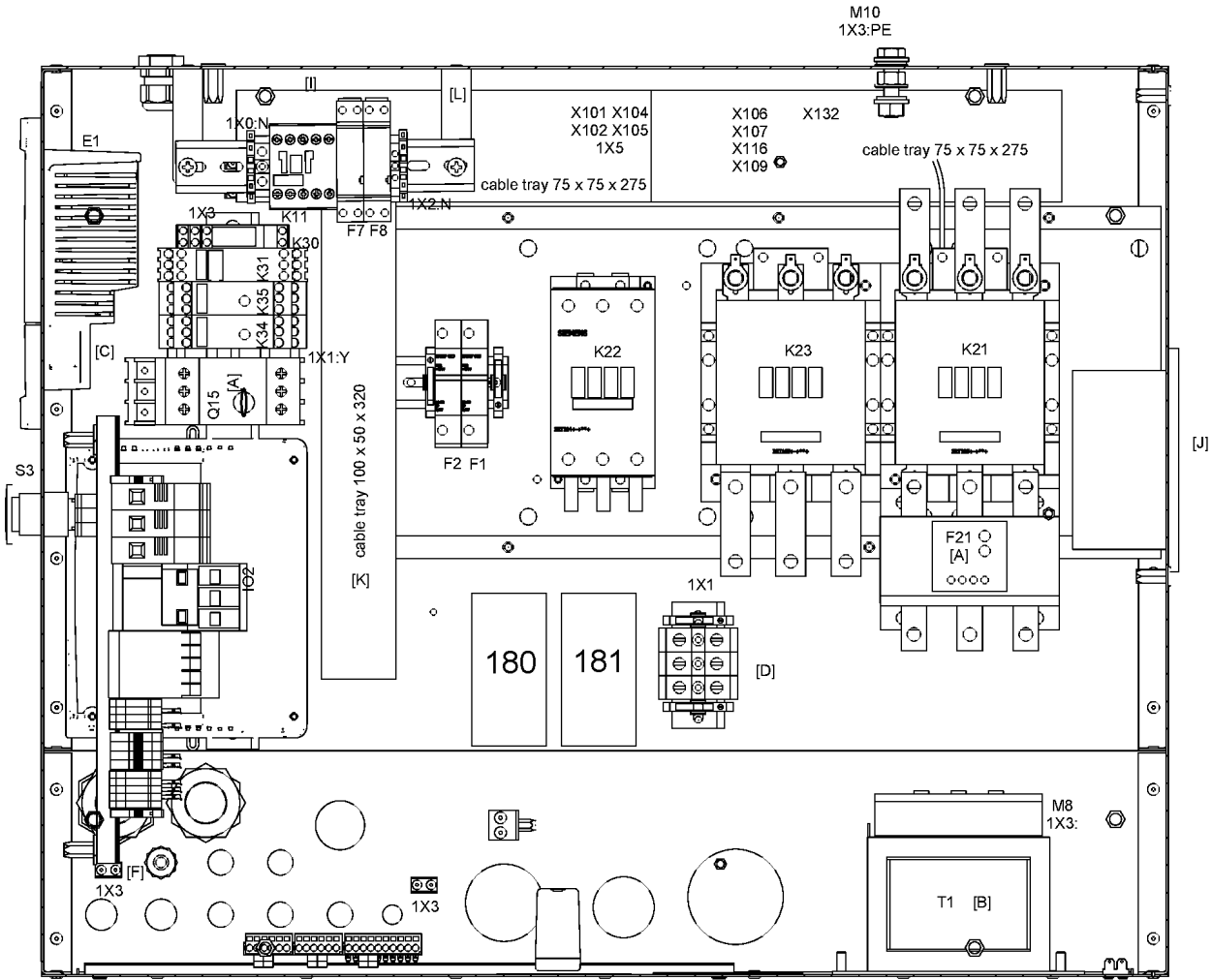
30.6 - Cubicle - IEC 380V ZR30/ZT30 (30/07/2009 - 29/07/2014)

(MODEL:ZR30_08 , MODEL:ZT30_08) + EAPPR:IEC + FREQ:60HZ + HAT:N + MOVOL:380V

Ref	Part Number	Qty	Name	Validity	EL	R.
	1900 2190 14	1	CUBICLE	(30/07/2009 - 29/07/2014)		
	9820 3642 02	1	SERVICE DIAGRAM			
	9820 3642 22	0	ASSEMBLY DRAWING			
	1622 8996 80	1	METAL SHEET ASSEMBLY			
	1622 8982 00	1	WIRE HARNESS			
	1088 1001 02	1	WARNING MARK			
	1088 0851 17	1	RACEWAY			L=320mm
	0697 9809 20	1	NUT			
	0697 9809 24	2	NUT			
	1088 0015 02	1	CONNECTOR MALE		X101	
	1088 0015 36	2	CONNECTOR SOCKET		X101	
	1088 0031 18	6	ADAPTOR			
	Electrical legend:	X103-X108-X117				
	1088 0031 22	2	CONNECTOR FEMALE		X106-X107	
	1088 0031 32	1	CONNECTOR FEMALE		3X30	
	1088 0031 34	1	CONNECTOR FEMALE		3X32	
	1088 0031 43	1	CONNECTOR FEMALE		X132	
	1088 0031 82	1	CONNECTOR MALE		X106	
	1088 0031 84	1	CONNECTOR MALE		X103	
	1088 0031 86	1	CONNECTOR MALE		X108	
	1088 0031 90	1	CONNECTOR MALE		X117	
	1088 0037 04	1	CONNECTOR FEMALE		X103	
	1088 0037 06	1	CONNECTOR FEMALE		X108	
	1088 0037 10	1	CONNECTOR FEMALE		X117	
	1088 0037 30	2	CONNECTOR FEMALE		X105-1X5	
	1088 0037 31	2	CONNECTOR FEMALE		X104-X116	
	1088 0037 33	1	CONNECTOR FEMALE		X109	
	1088 0037 62	1	CONNECTOR COMBI		X105	
	1088 0037 81	1	CONNECTOR FEMALE		2X27	
	1088 0037 83	1	CONNECTOR FEMALE		3X33	
	1088 0851 16	2	RACEWAY			L=275mm
	1089 0649 03	1	EMERGENCY STOP BUTTON		S3	
	1089 0577 58	2	END RETAINER			
	1089 0700 02	1	CONNECTOR MALE		X102	
	1089 0700 04	8	CONNECTOR SOCKET		X102	
	1089 9337 13	2	CONTACT BLOCK		S3	
	1089 9415 07	1	CONTACT BLOCK		K21	
	1088 0031 02	1	FEM. CONNECTOR		X153	
	0090 1400 02	1	MOUNTING RAIL			L=320mm
	0694 5281 34	3	CABLE LUG		K21	
	0694 5285 12	6	ISOLATOR CAP FEMALE FASTON		K22-K23	
	0694 5900 06	6	FASTON FLAT		K22-K23	
	0694 5900 07	3	ANGLED FASTON		K21	
	1089 0577 58	1	END RETAINER			
	1089 0700 01	1	CONNECTOR FEMALE		X102	
	1089 0700 03	8	CONNECTOR PIN		X102	
	1089 9362 04	1	TERMINAL COVER		K21	
	1089 9415 09	1	CONTACT BLOCK		K22	
	1089 9415 35	1	CONTACTOR		K22	
	1089 9415 44	2	CONTACTOR		K21-K23	

Legend:EAPPR:IEC - Electrical approval:IEC
MODEL:ZR30_08 - Model:ZR 30FREQ:60HZ - Frequency:60 Hz
MODEL:ZT30_08 - Model:ZT 30HAT:N - High ambient temperature version:reduced ambient
condition (Increased FAD) - max 46° / 115°F
MOVOL:380V - Supply voltage:380 V

30.6 - Cubicle - IEC 380V ZR30/ZT30 (30/07/2009 - 29/07/2014)
 (MODEL:ZR30_08 , MODEL:ZT30_08) + EAPPR:IEC + FREQ:60HZ + HAT:N + MOVOL:380V



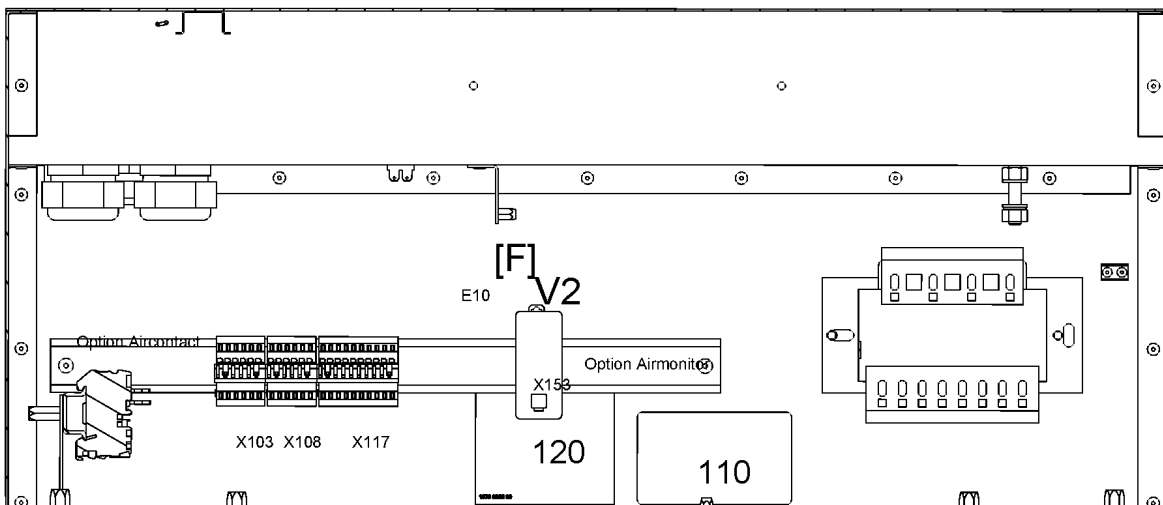
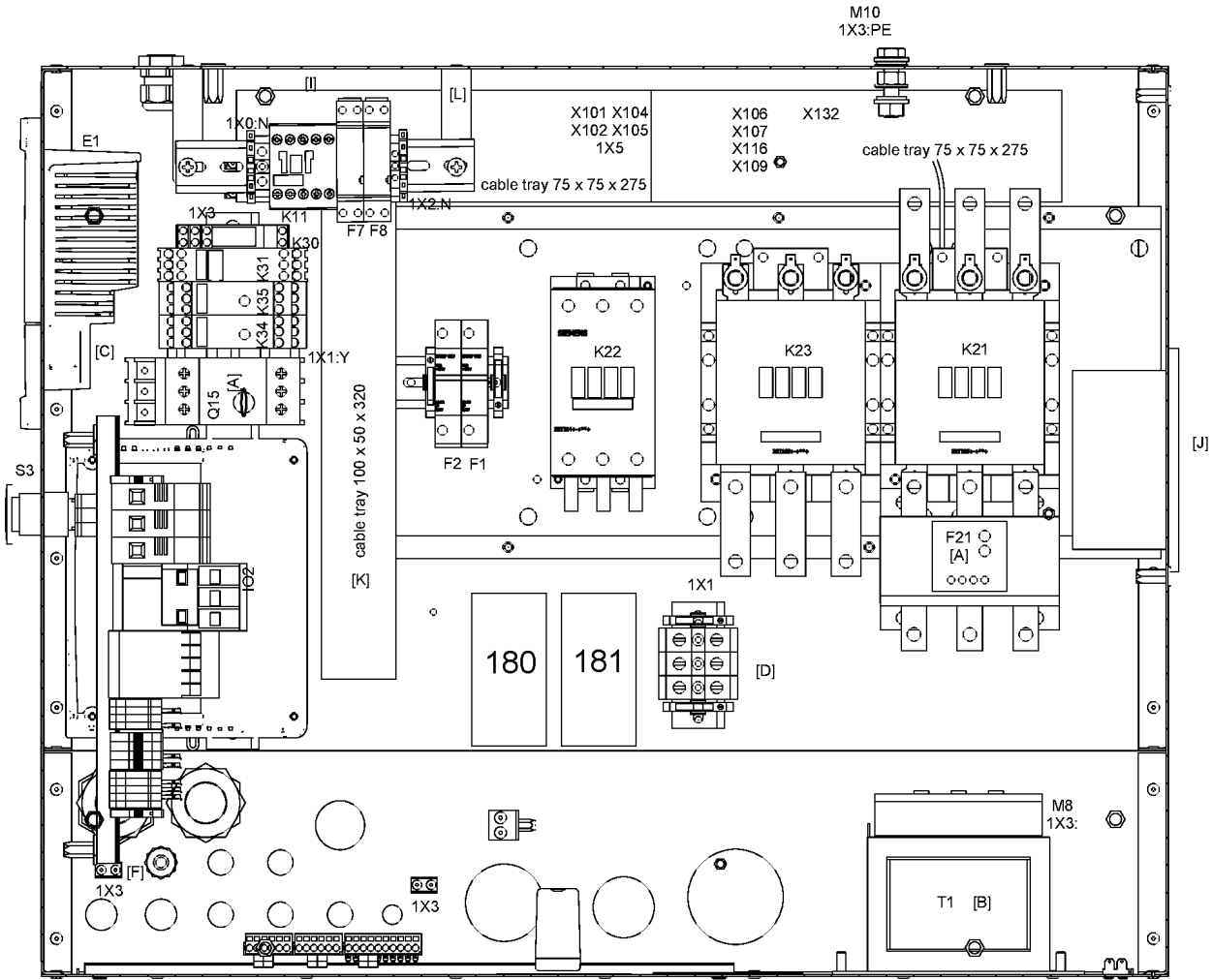
30.6 - Cubicle - IEC 380V ZR30/ZT30 (30/07/2009 - 29/07/2014)

(MODEL:ZR30_08 , MODEL:ZT30_08) + EAPPR:IEC + FREQ:60HZ + HAT:N + MOVOL:380V

Ref	Part Number	Qty	Name	Validity	EL	R.
	1089 9415 55	1	CONTACT BLOCK		K21	
	1089 9415 56	1	CONTACT BLOCK		K23	
	1089 9424 46	1	OVERLOAD RELAY		F21	
	1622 1692 00	3	CONNECTION ELEMENT		K21	
	1900 2804 00	0	DRAWING			
	1089 0612 01	2	FUSE HOLDER		F1-F2	
	1089 0612 24	2	FUSE		F1-F2	
	1089 9436 46	1	TRANSFORMER		T1	
	1089 0577 58	1	END RETAINER			
	1079 9925 69	1	LABEL		120	
	1622 7302 00	1	DATA-LABEL		110	

Legend:EAPPR:IEC - Electrical approval:IEC
MODEL:ZR30_08 - Model:ZR 30FREQ:60HZ - Frequency:60 Hz
MODEL:ZT30_08 - Model:ZT 30HAT:N - High ambient temperature version:reduced ambient
condition (Increased FAD) - max 46° / 115°F
MOVOL:380V - Supply voltage:380 V

30.7 - Cubicle - IEC 380V ZR30/ZT30 (30/07/2014 - ...)
 (MODEL:ZR30_08 , MODEL:ZT30_08) + EAPPR:IEC + FREQ:60HZ + HAT:N + MOVOL:380V



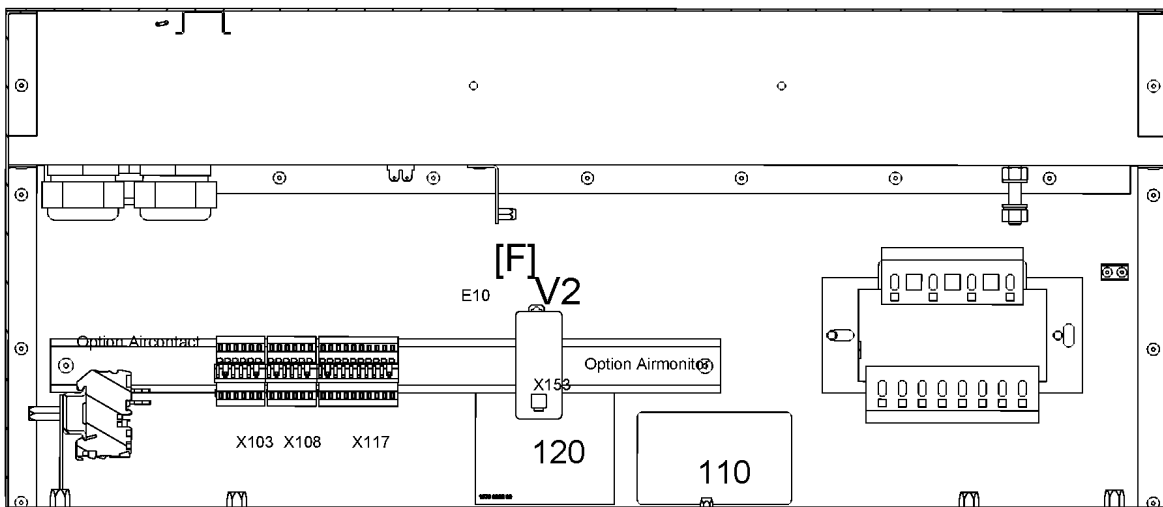
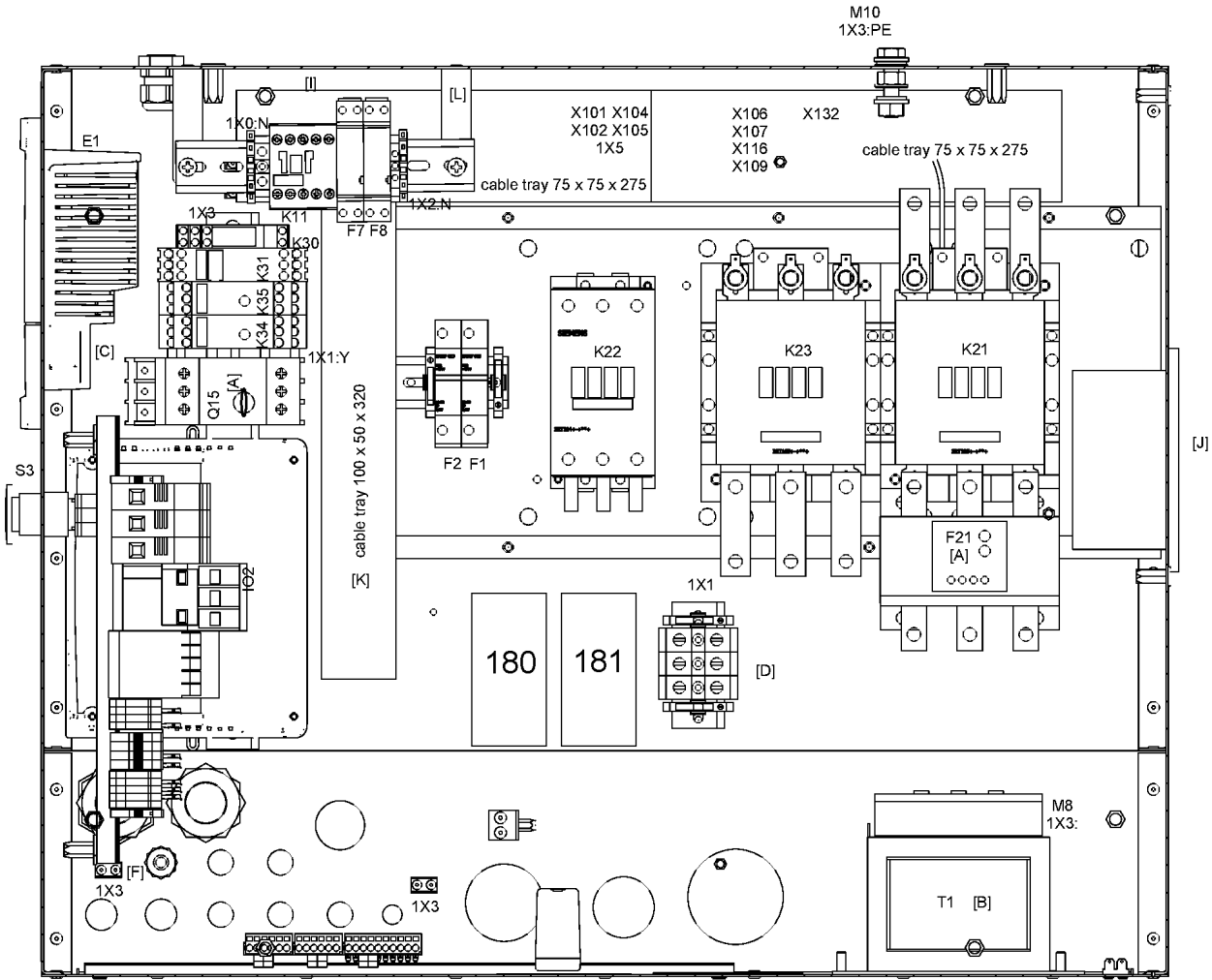
30.7 - Cubicle - IEC 380V ZR30/ZT30 (30/07/2014 - ...)

(MODEL:ZR30_08 , MODEL:ZT30_08) + EAPPR:IEC + FREQ:60HZ + HAT:N + MOVOL:380V

Ref	Part Number	Qty	Name	Validity	EL	R.
	1900 2190 09	1	CUBICLE	(30/07/2014 - ...)		
	9820 3642 22	0	ASSEMBLY DRAWING			
	1622 8996 80	1	METAL SHEET ASSEMBLY			
	1622 8982 00	1	WIRE HARNESS			
	1088 1001 02	1	WARNING MARK			
	1088 0851 17	1	RACEWAY			L=320mm
	0697 9809 20	1	NUT			
	0697 9809 24	2	NUT			
	1088 0031 02	1	CONNECTOR FEMALE		X153	
	1088 0031 18	6	ADAPTOR			
	Electrical legend:	X103-X108-X117				
	1088 0031 22	1	CONNECTOR FEMALE		X107	
	1088 0031 24	1	CONNECTOR FEMALE		X137	
	1088 0031 32	1	CONNECTOR FEMALE		3X30	
	1088 0031 34	1	CONNECTOR FEMALE		3X32	
	1088 0031 43	1	CONNECTOR FEMALE		X132	
	1088 0031 46	1	CONNECTOR FEMALE		3X31	
	1088 0031 84	1	CONNECTOR MALE		X103	
	1088 0031 86	1	CONNECTOR MALE		X108	
	1088 0031 90	1	CONNECTOR MALE		X117	
	1088 0037 04	1	CONNECTOR FEMALE		X103	
	1088 0037 06	1	CONNECTOR FEMALE		X108	
	1088 0037 10	1	CONNECTOR FEMALE		X117	
	1088 0037 30	2	CONNECTOR FEMALE		X105-1X5	
	1088 0037 31	2	CONNECTOR FEMALE		X104-X116	
	1088 0037 32	1	CONNECTOR FEMALE		X102b	
	1088 0037 33	1	CONNECTOR FEMALE		X102a	
	1088 0037 33	1	CONNECTOR FEMALE		X109	
	1088 0037 81	1	CONNECTOR FEMALE		2X27	
	1088 0037 83	1	CONNECTOR FEMALE		3X33	
	1088 0851 16	2	RACEWAY			L=275mm
	1089 0577 58	2	END RETAINER			
	1089 0649 03	1	EMERGENCY STOP BUTTON		S3	
	1089 9337 13	2	CONTACT BLOCK		S3	
	1089 9415 07	1	CONTACT BLOCK		K21	
	9820 3642 15	1	SERVICE DIAGRAM			
	0090 1400 02	1	MOUNTING RAIL			L=320mm
	0694 5285 12	9	ISOLATOR CAP FEMALE FASTON		K22-K23	
	0694 5900 06	6	FASTON FLAT 6.3X0.8		K22-K23	
	1088 0004 20	3	DOUBLE FASTON 6.3X0.8		K23	
	1088 0031 64	1	CONNECTOR MALE		X102b	
	1088 0031 65	1	CONNECTOR MALE		X102a	
	1089 0577 58	1	END RETAINER			
	1089 9415 09	1	CONTACT BLOCK		K22	
	1089 9415 34	1	CONTACTOR		K22	
	1089 9415 36	2	CONTACTOR		K21-K23	
	1089 9415 55	1	CONTACT BLOCK		K21	
	1089 9415 56	1	CONTACT BLOCK		K23	
	1089 9416 93	1	3PH TERMINAL BLOCK		K21	
	1089 9424 40	1	OVERLOAD RELAY		F21	

Legend:EAPPR:IEC - Electrical approval:IEC
MODEL:ZR30_08 - Model:ZR 30FREQ:60HZ - Frequency:60 Hz
MODEL:ZT30_08 - Model:ZT 30HAT:N - High ambient temperature version:reduced ambient
condition (Increased FAD) - max 46° / 115°F
MOVOL:380V - Supply voltage:380 V

30.7 - Cubicle - IEC 380V ZR30/ZT30 (30/07/2014 - ...)
 (MODEL:ZR30_08 , MODEL:ZT30_08) + EAPPR:IEC + FREQ:60HZ + HAT:N + MOVOL:380V



30.7 - Cubicle - IEC 380V ZR30/ZT30 (30/07/2014 - ...)
 (MODEL:ZR30_08 , MODEL:ZT30_08) + EAPPR:IEC + FREQ:60HZ + HAT:N + MOVOL:380V



Ref	Part Number	Qty	Name	Validity	EL	R.
	1900 2803 00	0	DRAWING			
	1089 0612 01	2	FUSE HOLDER		F1-F2	
	1089 0612 24	2	FUSE		F1-F2	
	1089 9514 44	1	TRANSFORMER		T1	
	1089 0577 58	1	END RETAINER			
	1079 9925 69	1	LABEL		120	
	1622 7302 00	1	DATA-LABEL		110	

Legend:

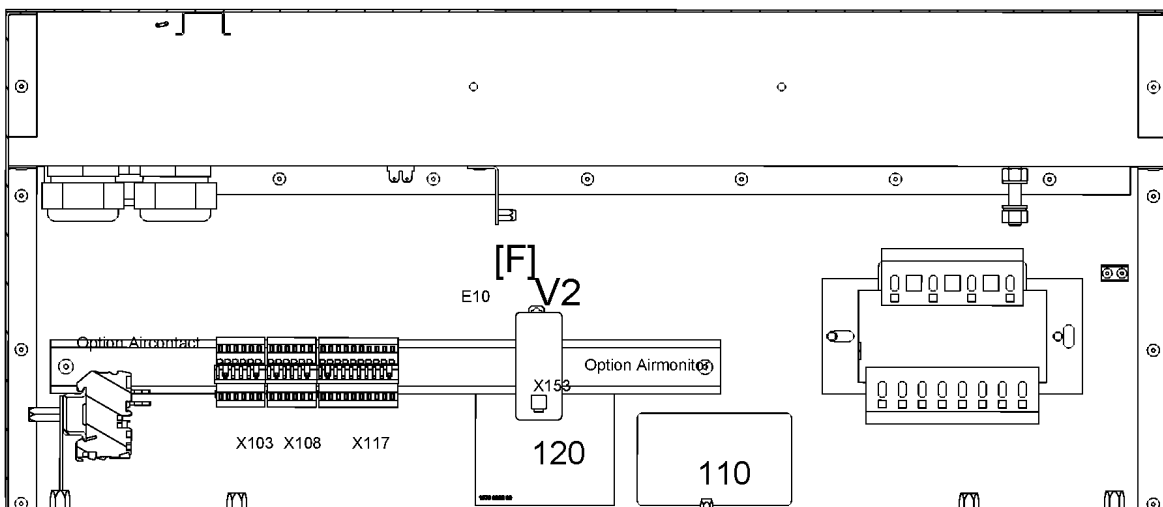
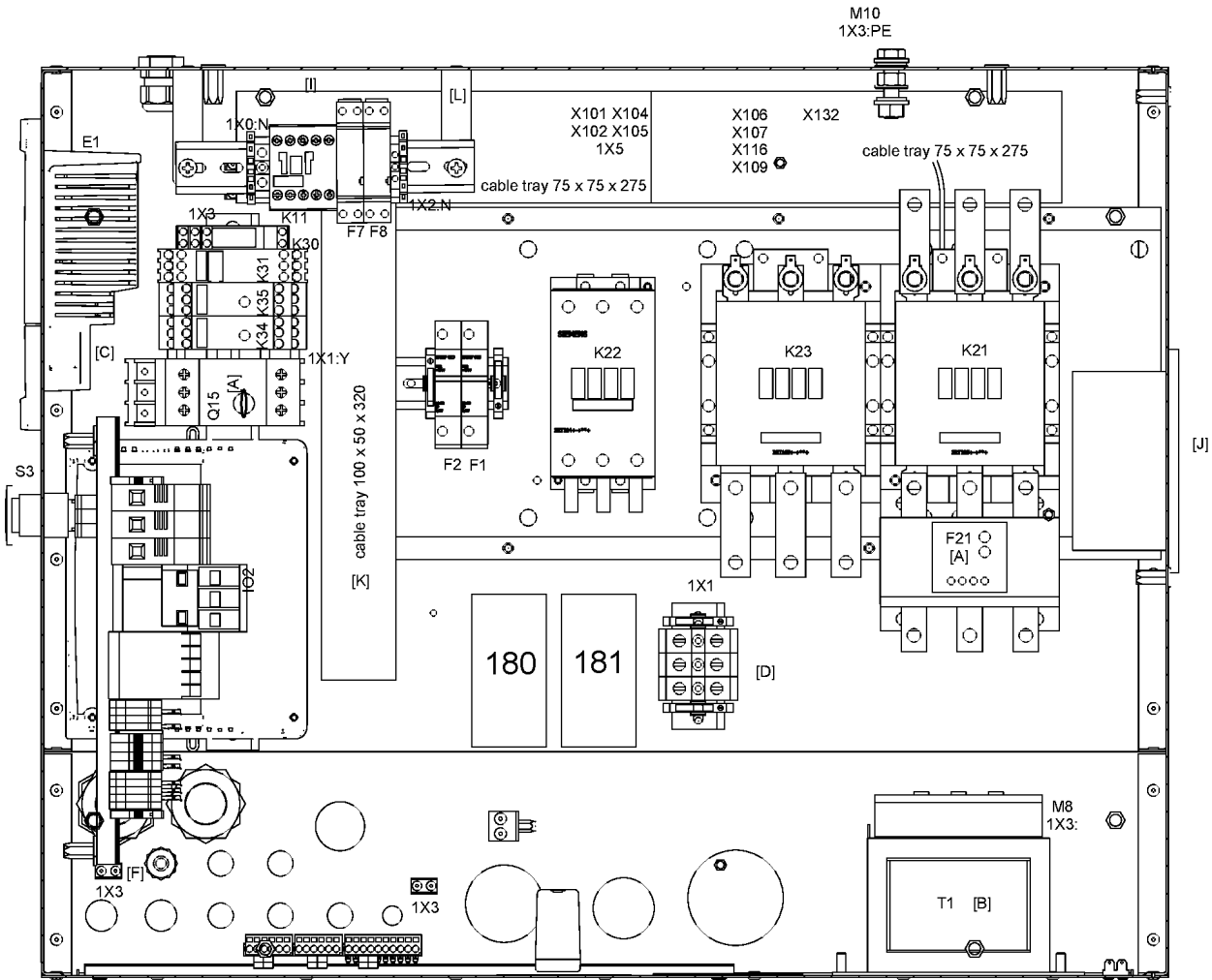
EAPPR:IEC - Electrical approval:IEC
 MODEL:ZR30_08 - Model:ZR 30

FREQ:60HZ - Frequency:60 Hz
 MODEL:ZT30_08 - Model:ZT 30

HAT:N - High ambient temperature version:reduced ambient
 condition (Increased FAD) - max 46° / 115°F
 MOVOL:380V - Supply voltage:380 V

30.8 - Cubicle - IEC 380V ZR37/ZR45/ZT37/ZT45 - 460V ZR45/ZT45

((MODEL:ZR37_08 , MODEL:ZT37_08) + MOVOL:380V , (MODEL:ZR45_08 , MODEL:ZT45_08) + (MOVOL:380V , MOVOL:460V)) + EAPPR:IEC + FREQ:60HZ + HAT:N



30.8 - Cubicle - IEC 380V ZR37/ZR45/ZT37/ZT45 - 460V ZR45/ZT45

(MODEL:ZR37_08 , MODEL:ZT37_08) + MOVOL:380V , (MODEL:ZR45_08 , MODEL:ZT45_08) + (MOVOL:380V , MOVOL:460V)) + EAPPR:IEC +
FREQ:60HZ + HAT:N



Ref	Part Number	Qty	Name	Validity	EL	R.
	1900 2190 14	1	CUBICLE	(30/07/2009 - ...)		
	9820 3642 02	1	SERVICE DIAGRAM			
	9820 3642 22	0	ASSEMBLY DRAWING			
	1622 8996 80	1	METAL SHEET ASSEMBLY			
	1622 8982 00	1	WIRE HARNESS			
	1088 1001 02	1	WARNING MARK			
	1088 0851 17	1	RACEWAY			L=320mm
	0697 9809 20	1	NUT			
	0697 9809 24	2	NUT			
	1088 0015 02	1	CONNECTOR MALE		X101	
	1088 0015 36	2	CONNECTOR SOCKET		X101	
	1088 0031 18	6	ADAPTOR			
	Electrical legend:	X103-X108-X117				
	1088 0031 22	2	CONNECTOR FEMALE		X106-X107	
	1088 0031 32	1	CONNECTOR FEMALE		3X30	
	1088 0031 34	1	CONNECTOR FEMALE		3X32	
	1088 0031 43	1	CONNECTOR FEMALE		X132	
	1088 0031 82	1	CONNECTOR MALE		X106	
	1088 0031 84	1	CONNECTOR MALE		X103	
	1088 0031 86	1	CONNECTOR MALE		X108	
	1088 0031 90	1	CONNECTOR MALE		X117	
	1088 0037 04	1	CONNECTOR FEMALE		X103	
	1088 0037 06	1	CONNECTOR FEMALE		X108	
	1088 0037 10	1	CONNECTOR FEMALE		X117	
	1088 0037 30	2	CONNECTOR FEMALE		X105-1X5	
	1088 0037 31	2	CONNECTOR FEMALE		X104-X116	
	1088 0037 33	1	CONNECTOR FEMALE		X109	
	1088 0037 62	1	CONNECTOR COMBI		X105	
	1088 0037 81	1	CONNECTOR FEMALE		2X27	
	1088 0037 83	1	CONNECTOR FEMALE		3X33	
	1088 0851 16	2	RACEWAY			L=275mm
	1089 0649 03	1	EMERGENCY STOP BUTTON		S3	
	1089 0577 58	2	END RETAINER			
	1089 0700 02	1	CONNECTOR MALE		X102	
	1089 0700 04	8	CONNECTOR SOCKET		X102	
	1089 9337 13	2	CONTACT BLOCK		S3	
	1089 9415 07	1	CONTACT BLOCK		K21	
	1088 0031 02	1	FEM. CONNECTOR		X153	
	0090 1400 02	1	MOUNTING RAIL			L=320mm
	0694 5281 34	3	CABLE LUG		K21	
	0694 5285 12	6	ISOLATOR CAP FEMALE FASTON		K22-K23	
	0694 5900 06	6	FASTON FLAT		K22-K23	
	0694 5900 07	3	ANGLED FASTON		K21	
	1089 0577 58	1	END RETAINER			
	1089 0700 01	1	CONNECTOR FEMALE		X102	
	1089 0700 03	8	CONNECTOR PIN		X102	
	1089 9362 04	1	TERMINAL COVER		K21	
	1089 9415 09	1	CONTACT BLOCK		K22	
	1089 9415 35	1	CONTACTOR		K22	

Legend:

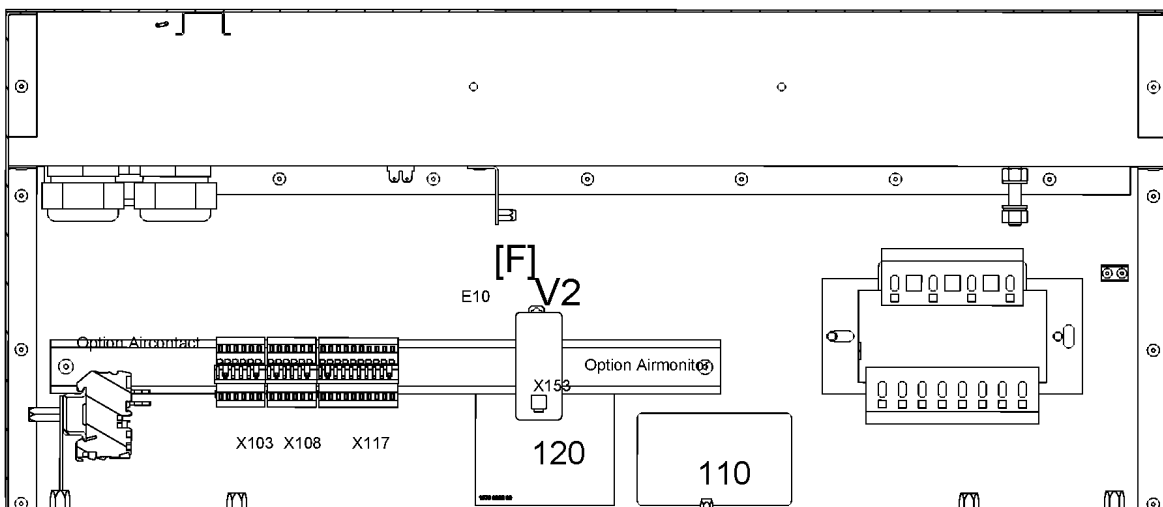
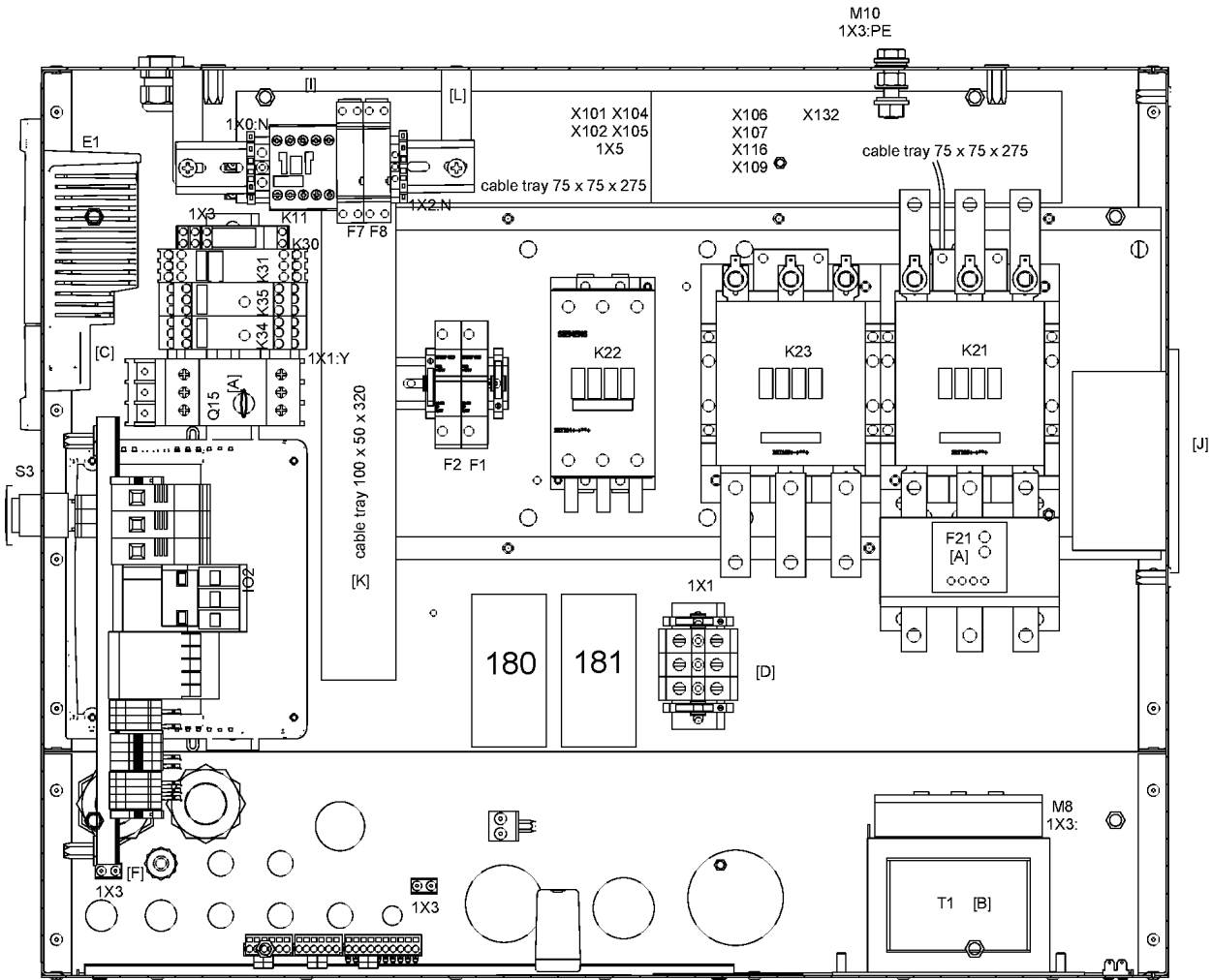
EAPPR:IEC - Electrical approval:IEC
MODEL:ZR37_08 - Model:ZR 37
MODEL:ZT45_08 - Model:ZT 45

FREQ:60HZ - Frequency:60 Hz
MODEL:ZR45_08 - Model:ZR 45
MOVOL:380V - Supply voltage:380 V

HAT:N - High ambient temperature version:reduced ambient
condition (Increased FAD) - max 46° / 115°F
MODEL:ZT37_08 - Model:ZT 37
MOVOL:460V - Supply voltage:460 V

30.8 - Cubicle - IEC 380V ZR37/ZR45/ZT37/ZT45 - 460V ZR45/ZT45

((MODEL:ZR37_08 , MODEL:ZT37_08) + MOVOL:380V , (MODEL:ZR45_08 , MODEL:ZT45_08) + (MOVOL:380V , MOVOL:460V)) + EAPPR:IEC + FREQ:60HZ + HAT:N



30.8 - Cubicle - IEC 380V ZR37/ZR45/ZT37/ZT45 - 460V ZR45/ZT45

((MODEL:ZR37_08 , MODEL:ZT37_08) + MOVOL:380V , (MODEL:ZR45_08 , MODEL:ZT45_08) + (MOVOL:380V , MOVOL:460V)) + EAPPR:IEC +
 FREQ:60HZ + HAT:N



Ref	Part Number	Qty	Name	Validity	EL	R.
	1089 9415 44	2	CONTACTOR		K21-K23	
	1089 9415 55	1	CONTACT BLOCK		K21	
	1089 9415 56	1	CONTACT BLOCK		K23	
	1089 9424 46	1	OVERLOAD RELAY		F21	
	1622 1692 00	3	CONNECTION ELEMENT		K21	
	1900 2804 00	0	DRAWING			
	1089 0612 01	2	FUSE HOLDER		F1-F2	
	1089 0612 24	2	FUSE		F1-F2	
	1089 9436 46	1	TRANSFORMER		T1	
	1089 0577 58	1	END RETAINER			
	1079 9925 69	1	LABEL		120	
	1622 7302 00	1	DATA-LABEL		110	

Legend:

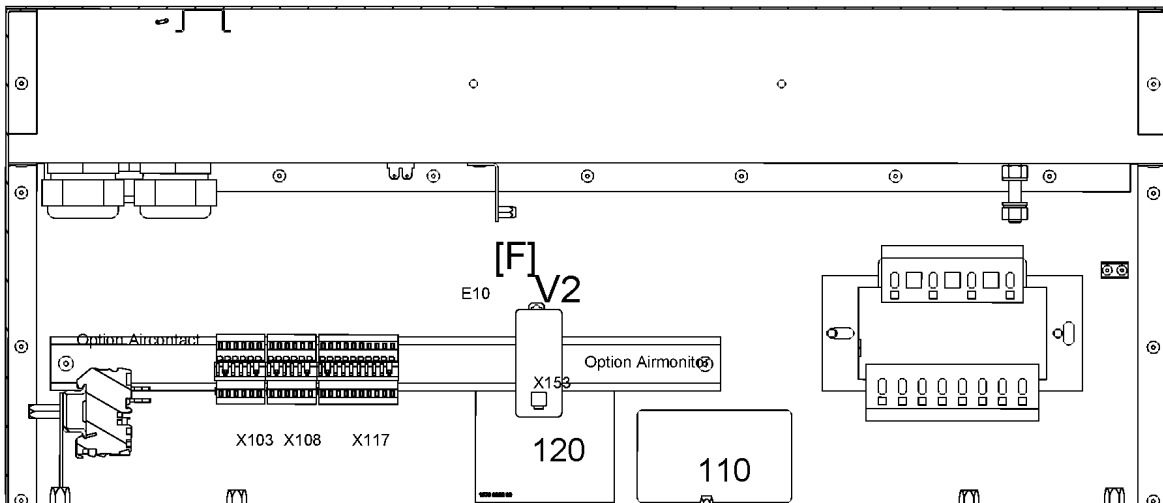
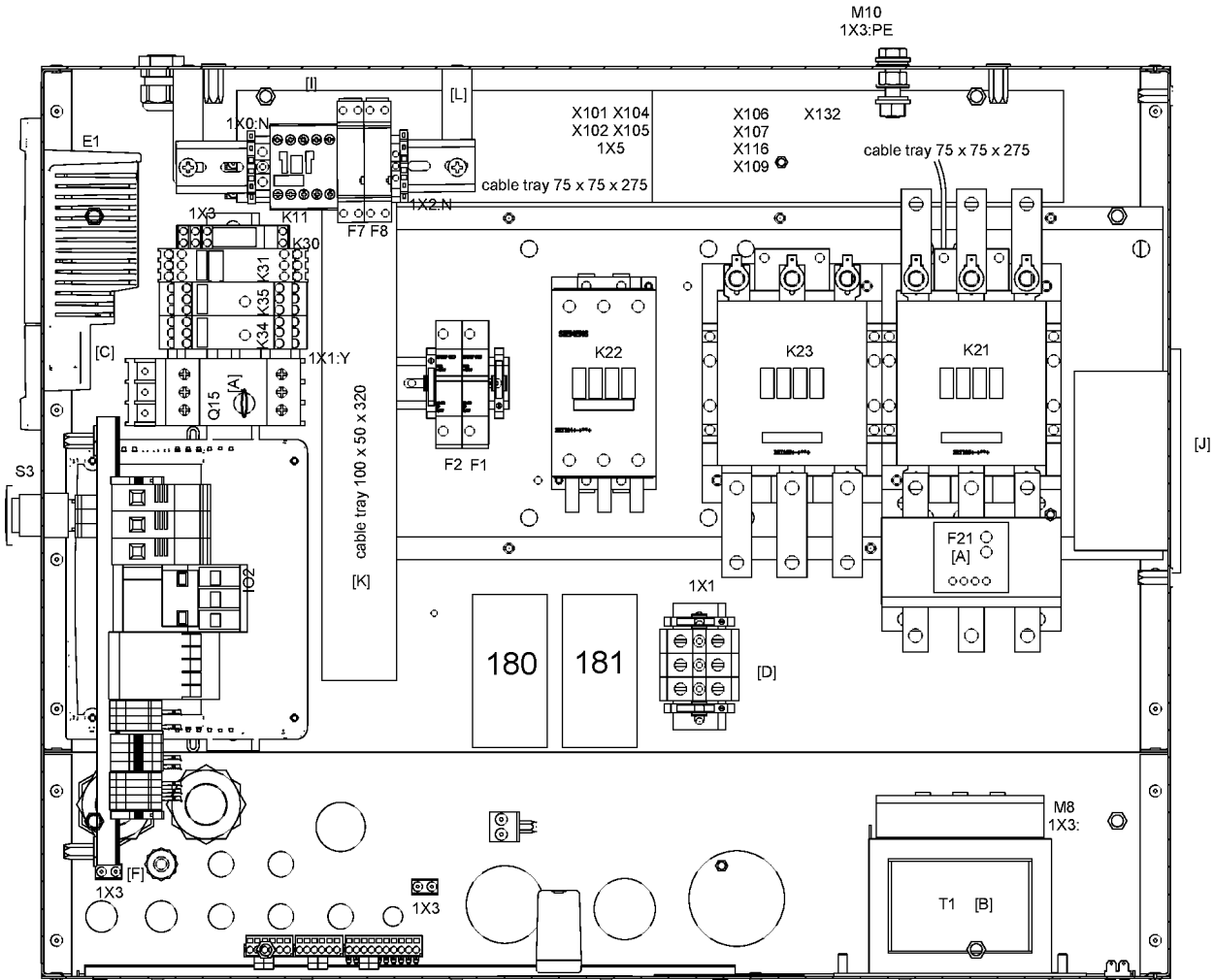
EAPPR:IEC - Electrical approval:IEC
 MODEL:ZR37_08 - Model:ZR 37
 MODEL:ZT45_08 - Model:ZT 45

FREQ:60HZ - Frequency:60 Hz
 MODEL:ZR45_08 - Model:ZR 45
 MOVOL:380V - Supply voltage:380 V

HAT:N - High ambient temperature version:reduced ambient
 condition (Increased FAD) - max 46° / 115°F
 MODEL:ZT37_08 - Model:ZT 37
 MOVOL:460V - Supply voltage:460 V

30.9 - Cubicle - IEC 380V HAV - 400V ZR37/ZR45/ZT37/ZT45 HAV - 460V/500V ZR45/ZT45 HAV

((FREQ:50HZ + MOVOL:400V , FREQ:60HZ + MOVOL:380V) + (MODEL:ZR37_08 , MODEL:ZR45_08 , MODEL:ZT37_08 , MODEL:ZT45_08) , (FREQ:50HZ + MOVOL:500V , FREQ:60HZ + MOVOL:460V) + (MODEL:ZR45_08 , MODEL:ZT45_08) , (MODEL:ZR30_08 , MODEL:ZT30_08) + FREQ:60HZ + MOVOL:380V) + EAPPR:IEC + HAT:Y



30.9 - Cubicle - IEC 380V HAV - 400V ZR37/ZR45/ZT37/ZT45 HAV - 460V/500V ZR45/ZT45 HAV

((FREQ:50HZ + MOVOL:400V , FREQ:60HZ + MOVOL:380V) + (MODEL:ZR37_08 , MODEL:ZR45_08 , MODEL:ZT37_08 , MODEL:ZT45_08) , (FREQ:50HZ + MOVOL:500V , FREQ:60HZ + MOVOL:460V) + (MODEL:ZR45_08 , MODEL:ZT45_08) , (MODEL:ZR30_08 , MODEL:ZT30_08) + FREQ:60HZ + MOVOL:380V) + EAPPR:IEC + HAT:Y

Ref	Part Number	Qty	Name	Validity	EL	R.
	1900 2190 24	1	CUBICLE	(30/07/2009 - ...)		
	9820 3642 02	1	SERVICE DIAGRAM			
	9820 3642 22	0	ASSEMBLY DRAWING			
	1622 8998 80	1	METAL SHEET ASSEMBLY			
	1622 8982 00	1	WIRE HARNESS			
	1088 1001 02	1	WARNING MARK			
	1088 0851 17	1	RACEWAY			L=320mm
	0697 9809 20	1	NUT			
	0697 9809 24	2	NUT			
	1088 0015 02	1	CONNECTOR MALE		X101	
	1088 0015 36	2	CONNECTOR SOCKET		X101	
	1088 0031 18	6	ADAPTOR			
	Electrical legend:	X103-X108-X117				
	1088 0031 22	2	CONNECTOR FEMALE		X106-X107	
	1088 0031 32	1	CONNECTOR FEMALE		3X30	
	1088 0031 34	1	CONNECTOR FEMALE		3X32	
	1088 0031 43	1	CONNECTOR FEMALE		X132	
	1088 0031 82	1	CONNECTOR MALE		X106	
	1088 0031 84	1	CONNECTOR MALE		X103	
	1088 0031 86	1	CONNECTOR MALE		X108	
	1088 0031 90	1	CONNECTOR MALE		X117	
	1088 0037 04	1	CONNECTOR FEMALE		X103	
	1088 0037 06	1	CONNECTOR FEMALE		X108	
	1088 0037 10	1	CONNECTOR FEMALE		X117	
	1088 0037 30	2	CONNECTOR FEMALE		X105-1X5	
	1088 0037 31	2	CONNECTOR FEMALE		X104-X116	
	1088 0037 33	1	CONNECTOR FEMALE		X109	
	1088 0037 62	1	CONNECTOR COMBI		X105	
	1088 0037 81	1	CONNECTOR FEMALE		2X27	
	1088 0037 83	1	CONNECTOR FEMALE		3X33	
	1088 0851 16	2	RACEWAY			L=275mm
	1089 0649 03	1	EMERGENCY STOP BUTTON		S3	
	1089 0577 58	2	END RETAINER			
	1089 0700 02	1	CONNECTOR MALE		X102	
	1089 0700 04	8	CONNECTOR SOCKET		X102	
	1089 9337 13	2	CONTACT BLOCK		S3	
	1089 9415 07	1	CONTACT BLOCK		K21	
	1088 0031 02	1	FEM. CONNECTOR		X153	
	0090 1400 02	1	MOUNTING RAIL			L=320mm
	0694 5281 34	3	CABLE LUG		K21	
	0694 5285 12	6	ISOLATOR CAP FEMALE FASTON		K22-K23	
	0694 5900 06	6	FASTON FLAT		K22-K23	
	0694 5900 07	3	ANGLED FASTON		K21	
	1089 0577 58	1	END RETAINER			
	1089 0700 01	1	CONNECTOR FEMALE		X102	
	1089 0700 03	8	CONNECTOR PIN		X102	
	1089 9362 04	1	TERMINAL COVER		K21	

Legend:

EAPPR:IEC - Electrical approval:IEC

HAT:Y - High ambient temperature version:High ambient condition

MODEL:ZR45_08 - Model:ZR 45

MODEL:ZT45_08 - Model:ZT 45

MOVOL:460V - Supply voltage:460 V

FREQ:50HZ - Frequency:50 Hz

MODEL:ZR30_08 - Model:ZR 30

MODEL:ZT30_08 - Model:ZT 30

MOVOL:380V - Supply voltage:380 V

MOVOL:500V - Supply voltage:500 V

FREQ:60HZ - Frequency:60 Hz

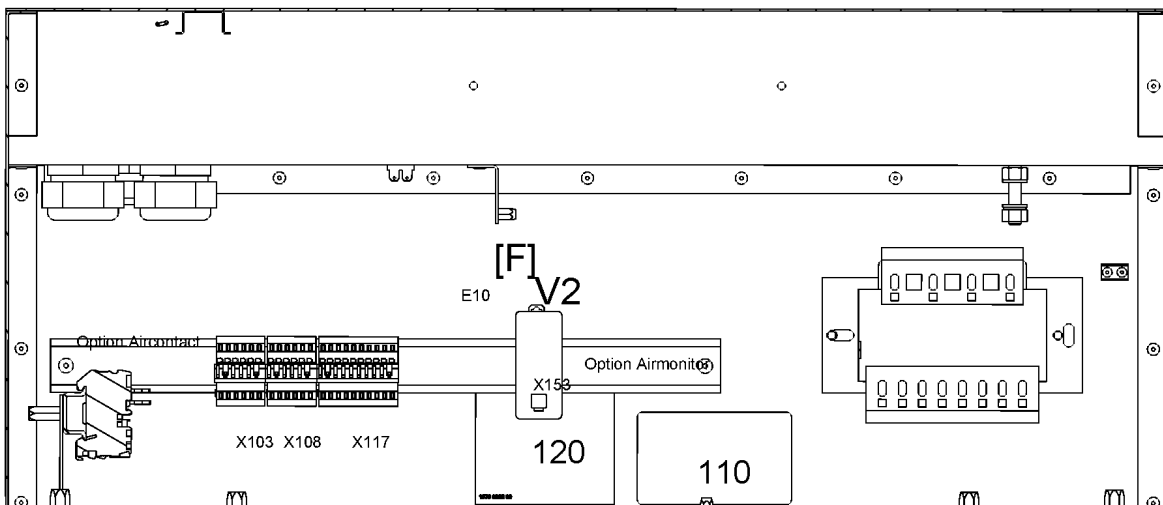
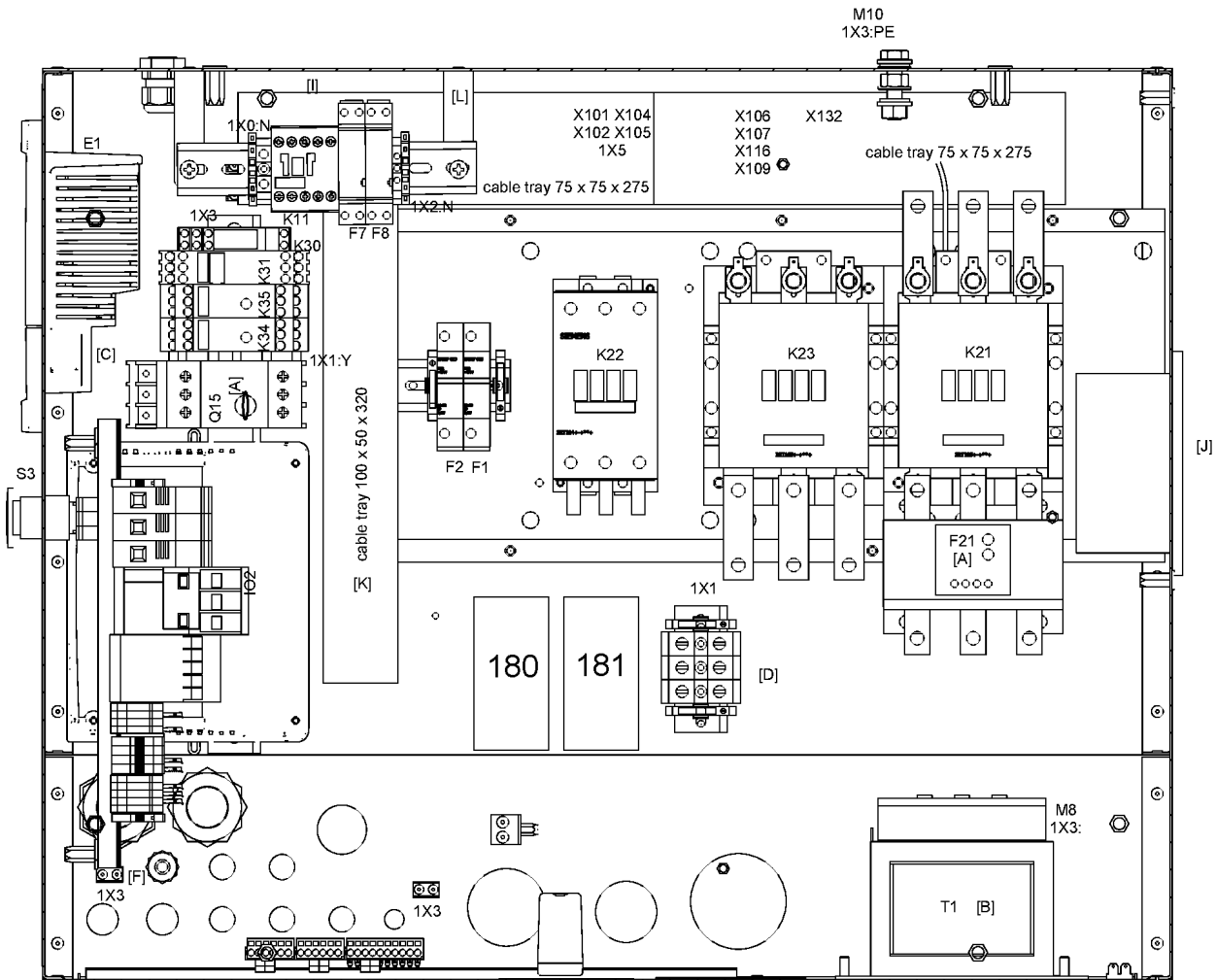
MODEL:ZR37_08 - Model:ZR 37

MODEL:ZT37_08 - Model:ZT 37

MOVOL:400V - Supply voltage:400 V

30.9 - Cubicle - IEC 380V HAV - 400V ZR37/ZR45/ZT37/ZT45 HAV - 460V/500V ZR45/ZT45 HAV

((FREQ:50HZ + MOVOL:400V , FREQ:60HZ + MOVOL:380V) + (MODEL:ZR37_08 , MODEL:ZR45_08 , MODEL:ZT37_08 , MODEL:ZT45_08) , (FREQ:50HZ + MOVOL:500V , FREQ:60HZ + MOVOL:460V) + (MODEL:ZR45_08 , MODEL:ZT45_08) , (MODEL:ZR30_08 , MODEL:ZT30_08) + FREQ:60HZ + MOVOL:380V) + EAPPR:IEC + HAT:Y



30.9 - Cubicle - IEC 380V HAV - 400V ZR37/ZR45/ZT37/ZT45 HAV - 460V/500V ZR45/ZT45 HAV

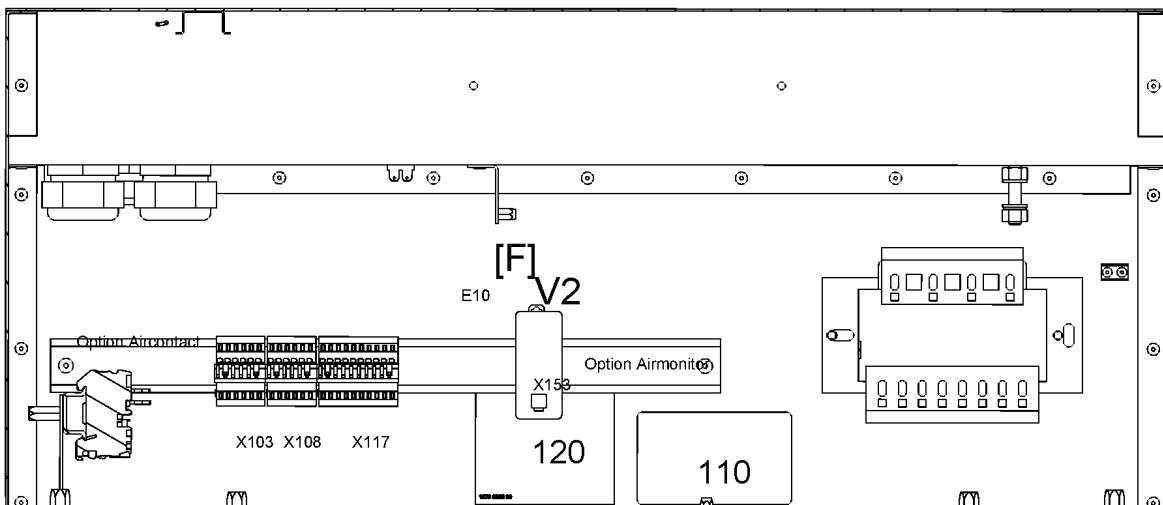
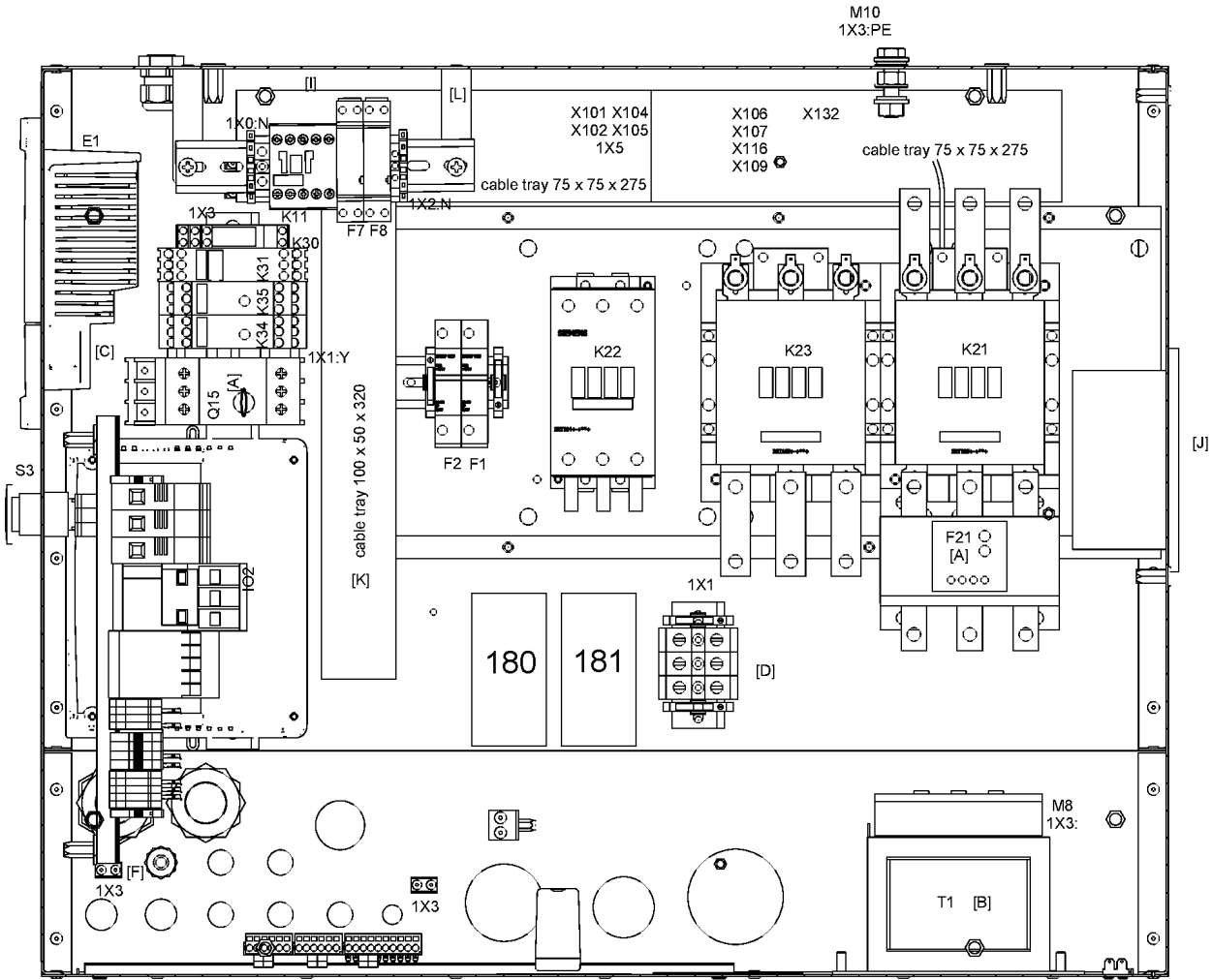
((FREQ:50HZ + MOVOL:400V , FREQ:60HZ + MOVOL:380V) + (MODEL:ZR37_08 , MODEL:ZR45_08 , MODEL:ZT37_08 , MODEL:ZT45_08) , (FREQ:50HZ + MOVOL:500V , FREQ:60HZ + MOVOL:460V) + (MODEL:ZR45_08 , MODEL:ZT45_08) , (MODEL:ZR30_08 , MODEL:ZT30_08) + FREQ:60HZ + MOVOL:380V) + EAPPR:IEC + HAT:Y

Ref	Part Number	Qty	Name	Validity	EL	R.
	1089 9415 09	1	CONTACT BLOCK		K22	
	1089 9415 35	1	CONTACTOR		K22	
	1089 9415 44	2	CONTACTOR		K21-K23	
	1089 9415 55	1	CONTACT BLOCK		K21	
	1089 9415 56	1	CONTACT BLOCK		K23	
	1089 9424 46	1	OVERLOAD RELAY		F21	
	1622 1692 00	3	CONNECTION ELEMENT		K21	
	1900 2804 00	0	DRAWING			
	1089 0612 01	2	FUSE HOLDER		F1-F2	
	1089 0612 24	2	FUSE		F1-F2	
	1089 9436 46	1	TRANSFORMER		T1	
	1089 0577 58	1	END RETAINER			
	1079 9925 69	1	LABEL		120	
	1622 7302 00	1	DATA-LABEL		110	
	1088 0037 62	1	CONNECTOR COMBI		X105	
	1089 9415 07	1	CONTACT BLOCK		K23	
	1089 9556 30	1	AIR INLET + FAN		M3	

Legend:

EAPPR:IEC - Electrical approval:IEC	FREQ:50HZ - Frequency:50 Hz	FREQ:60HZ - Frequency:60 Hz
HAT:Y - High ambient temperature version:High ambient condition	MODEL:ZR30_08 - Model:ZR 30	MODEL:ZR37_08 - Model:ZR 37
MODEL:ZR45_08 - Model:ZR 45	MODEL:ZT30_08 - Model:ZT 30	MODEL:ZT37_08 - Model:ZT 37
MODEL:ZT45_08 - Model:ZT 45	MOVOL:380V - Supply voltage:380 V	MOVOL:400V - Supply voltage:400 V
MOVOL:460V - Supply voltage:460 V	MOVOL:500V - Supply voltage:500 V	

30.10 - Cubicle - IEC 400V ZR30/ZT30 (30/07/2009 - 29/07/2014)
 (MODEL:ZR30_08 , MODEL:ZT30_08) + EAPPR:IEC + FREQ:50HZ + HAT:N + MOVOL:400V



30.10 - Cubicle - IEC 400V ZR30/ZT30 (30/07/2009 - 29/07/2014)

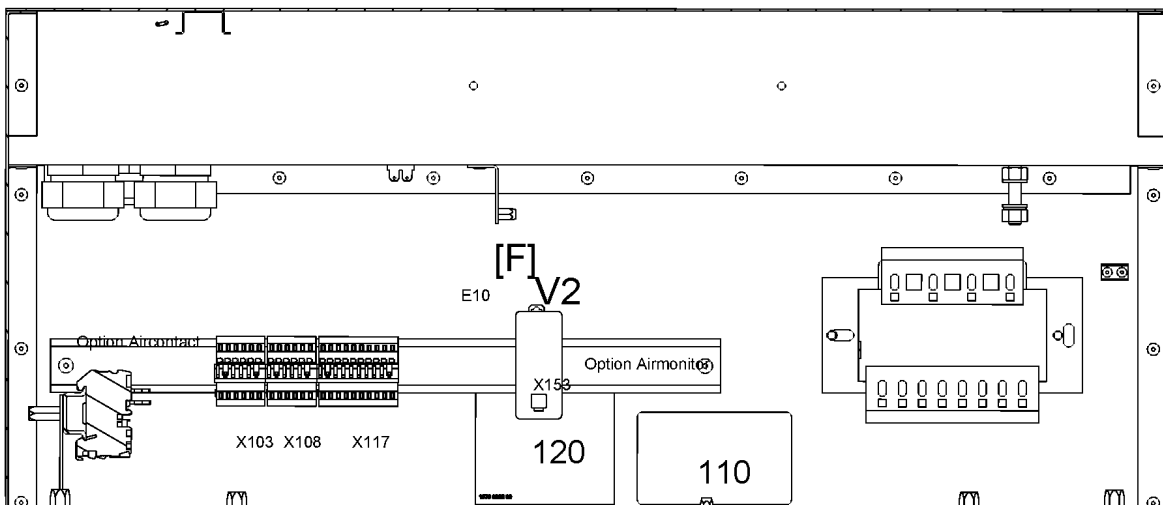
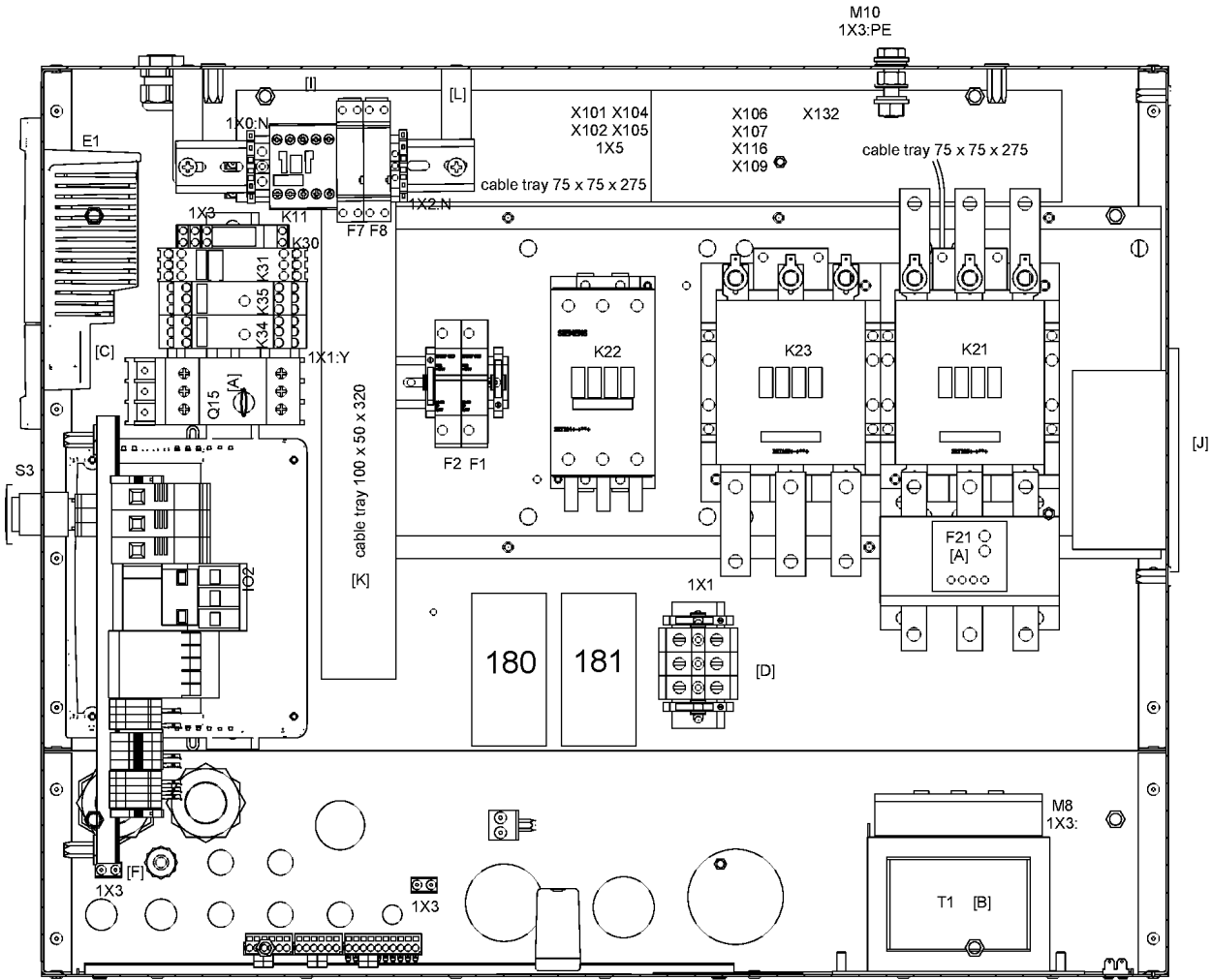
(MODEL:ZR30_08 , MODEL:ZT30_08) + EAPPR:IEC + FREQ:50HZ + HAT:N + MOVOL:400V



Ref	Part Number	Qty	Name	Validity	EL	R.
	1900 2190 03	1	CUBICLE	(30/07/2009 - 29/07/2014)		
	9820 3642 02	1	SERVICE DIAGRAM			
	9820 3642 22	0	ASSEMBLY DRAWING			
	1622 8996 80	1	METAL SHEET ASSEMBLY			
	1622 8982 00	1	WIRE HARNESS			
	1088 1001 02	1	WARNING MARK			
	1088 0851 17	1	RACEWAY			L=320mm
	0697 9809 20	1	NUT			
	0697 9809 24	2	NUT			
	1088 0015 02	1	CONNECTOR MALE		X101	
	1088 0015 36	2	CONNECTOR SOCKET		X101	
	1088 0031 18	6	ADAPTOR			
	Electrical legend:	X103-X108-X117				
	1088 0031 22	2	CONNECTOR FEMALE		X106-X107	
	1088 0031 32	1	CONNECTOR FEMALE		3X30	
	1088 0031 34	1	CONNECTOR FEMALE		3X32	
	1088 0031 43	1	CONNECTOR FEMALE		X132	
	1088 0031 82	1	CONNECTOR MALE		X106	
	1088 0031 84	1	CONNECTOR MALE		X103	
	1088 0031 86	1	CONNECTOR MALE		X108	
	1088 0031 90	1	CONNECTOR MALE		X117	
	1088 0037 04	1	CONNECTOR FEMALE		X103	
	1088 0037 06	1	CONNECTOR FEMALE		X108	
	1088 0037 10	1	CONNECTOR FEMALE		X117	
	1088 0037 30	2	CONNECTOR FEMALE		X105-1X5	
	1088 0037 31	2	CONNECTOR FEMALE		X104-X116	
	1088 0037 33	1	CONNECTOR FEMALE		X109	
	1088 0037 62	1	CONNECTOR COMBI			
	Electrical legend:	X105 (to X116)				
	1088 0037 81	1	CONNECTOR FEMALE		2X27	
	1088 0037 83	1	CONNECTOR FEMALE		3X33	
	1088 0851 16	2	RACEWAY			L=275mm
	1089 0649 03	1	EMERGENCY STOP BUTTON		S3	
	1089 0577 58	2	END RETAINER			
	1089 0700 02	1	CONNECTOR MALE		X102	
	1089 0700 04	8	CONNECTOR SOCKET		X102	
	1089 9337 13	2	CONTACT BLOCK		S3	
	1089 9415 07	1	CONTACT BLOCK		K21	
	1088 0031 02	1	FEM. CONNECTOR		X153	
	0090 1400 02	1	MOUNTING RAIL			L=320mm
	0694 5285 12	9	ISOLATOR CAP		K22-K23	
	0694 5900 06	3	FASTON FLAT		K23	
	0694 5900 10	3	FORK FASTON		K22	
	1088 0004 20	3	DOUBLE FASTON		K23	
	1089 0577 58	1	END RETAINER			
	1089 0700 01	1	CONNECTOR		X102	
	1089 0700 03	8	CONNECTOR PIN		X102	
	1089 9415 09	1	CONTACT BLOCK		K22	
	1089 9415 26	1	CONTACTOR		K22	
	1089 9415 35	2	CONTACTOR		K21-K23	

Legend:EAPPR:IEC - Electrical approval:IEC
MODEL:ZR30_08 - Model:ZR 30FREQ:50HZ - Frequency:50 Hz
MODEL:ZT30_08 - Model:ZT 30HAT:N - High ambient temperature version:reduced ambient
condition (Increased FAD) - max 46° / 115°F
MOVOL:400V - Supply voltage:400 V

30.10 - Cubicle - IEC 400V ZR30/ZT30 (30/07/2009 - 29/07/2014)
 (MODEL:ZR30_08 , MODEL:ZT30_08) + EAPPR:IEC + FREQ:50HZ + HAT:N + MOVOL:400V



30.10 - Cubicle - IEC 400V ZR30/ZT30 (30/07/2009 - 29/07/2014)

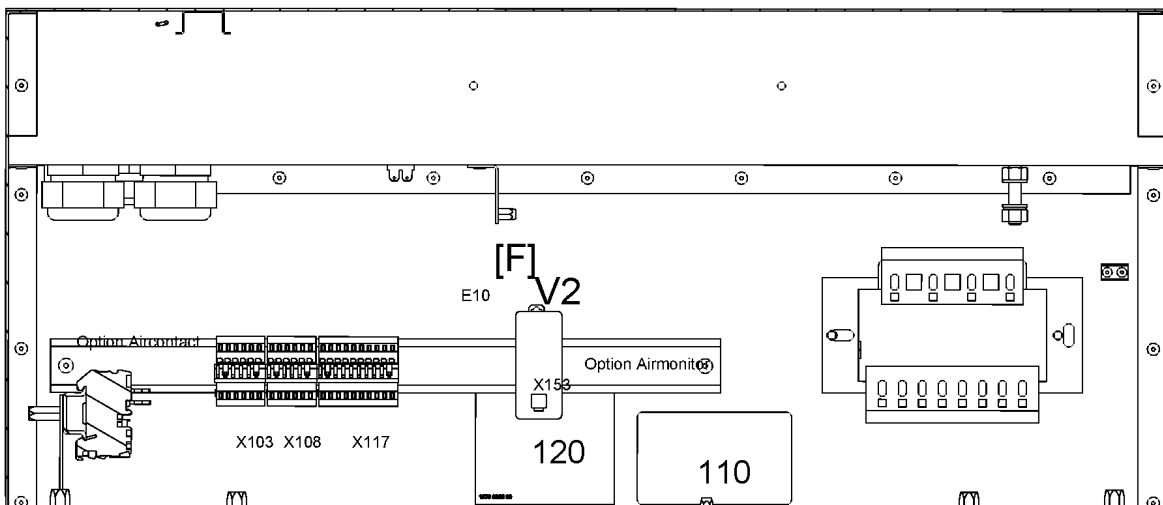
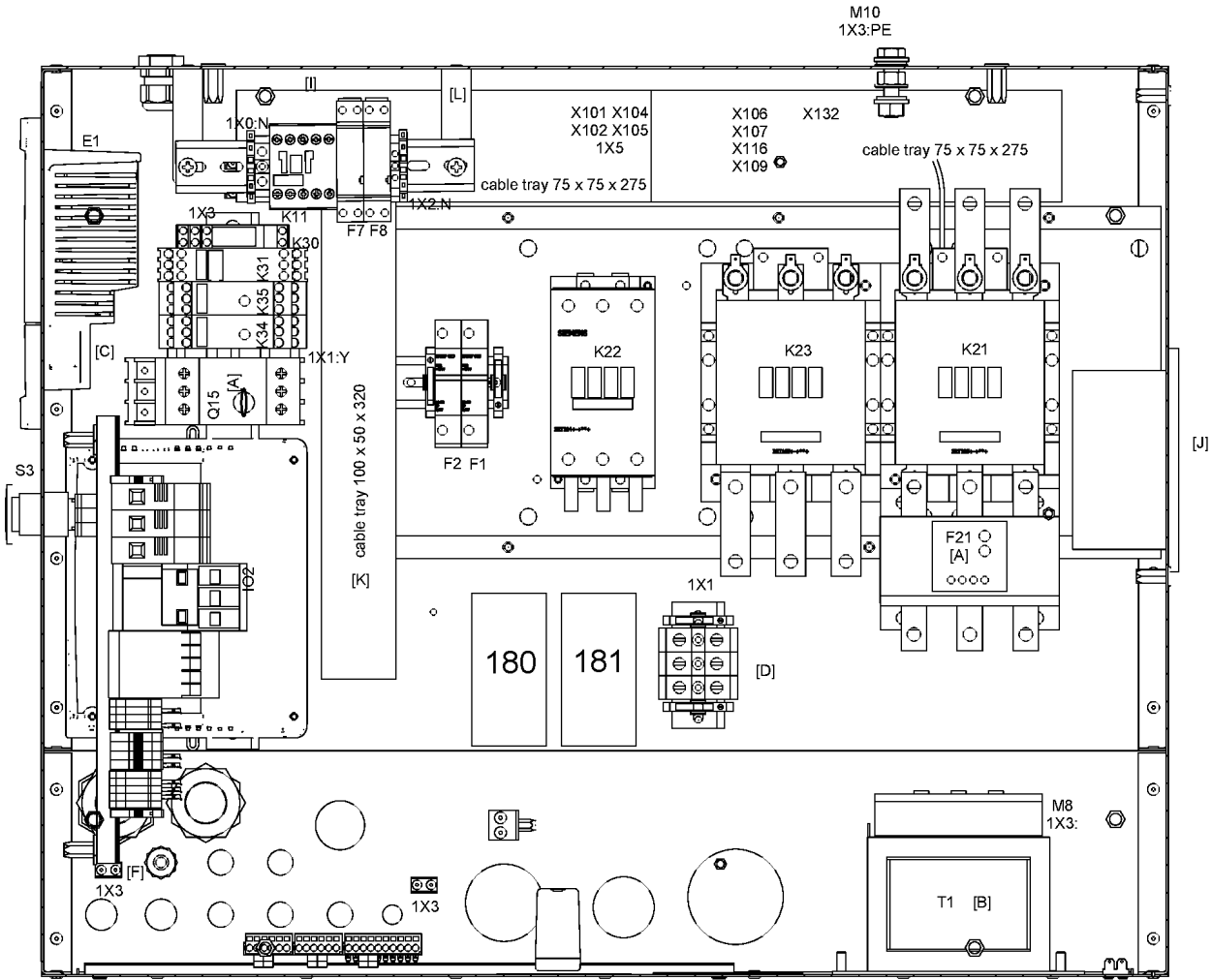
(MODEL:ZR30_08 , MODEL:ZT30_08) + EAPPR:IEC + FREQ:50HZ + HAT:N + MOVOL:400V



Ref	Part Number	Qty	Name	Validity	EL	R.
	1089 9415 55	1	CONTACT BLOCK		K21	
	1089 9415 56	1	CONTACT BLOCK		K23	
	1089 9416 93	1	3PH TERMINAL BLOCK			
	Electrical legend:	1X0:L123 on K21				
	1089 9424 40	1	OVERLOAD RELAY		F21	
	1900 2803 00	0	DRAWING			
	1089 0612 01	2	FUSE HOLDER		F1-F2	
	1089 0612 24	2	FUSE		F1-F2	
	1089 9514 58	1	TRANSFORMER		T1	
	1089 0577 58	1	END RETAINER			
	1079 9925 69	1	LABEL		120	
	1622 7302 00	1	DATA-LABEL		110	

Legend:EAPPR:IEC - Electrical approval:IEC
MODEL:ZR30_08 - Model:ZR 30FREQ:50HZ - Frequency:50 Hz
MODEL:ZT30_08 - Model:ZT 30HAT:N - High ambient temperature version:reduced ambient
condition (Increased FAD) - max 46° / 115°F
MOVOL:400V - Supply voltage:400 V

30.11 - Cubicle - IEC 400V ZR30/ZT30 (30/07/2014 - ...)
 (MODEL:ZR30_08 , MODEL:ZT30_08) + EAPPR:IEC + FREQ:50HZ + HAT:N + MOVOL:400V



30.11 - Cubicle - IEC 400V ZR30/ZT30 (30/07/2014 - ...)

(MODEL:ZR30_08 , MODEL:ZT30_08) + EAPPR:IEC + FREQ:50HZ + HAT:N + MOVOL:400V

Ref	Part Number	Qty	Name	Validity	EL	R.
	1900 2190 77	1	CUBICLE	(30/07/2014 - ...)		
	9820 3642 22	0	ASSEMBLY DRAWING			
	1622 8996 80	1	METAL SHEET ASSEMBLY			
	1622 8982 00	1	WIRE HARNESS			
	1088 1001 02	1	WARNING MARK			
	1088 0851 05	1	RACEWAY			L=320mm
	0697 9809 20	1	NUT			
	0697 9809 24	2	NUT			
	1088 0031 02	1	CONNECTOR FEMALE		X153	
	1088 0031 18	6	ADAPTOR			
	Electrical legend:	X103-X108-X117				
	1088 0031 22	1	CONNECTOR FEMALE		X107	
	1088 0031 24	1	CONNECTOR FEMALE		X137	
	1088 0031 32	1	CONNECTOR FEMALE		3X30	
	1088 0031 34	1	CONNECTOR FEMALE		3X32	
	1088 0031 43	1	CONNECTOR FEMALE		X132	
	1088 0031 46	1	CONNECTOR FEMALE		3X31	
	1088 0031 84	1	CONNECTOR MALE		X103	
	1088 0031 86	1	CONNECTOR MALE		X108	
	1088 0031 90	1	CONNECTOR MALE		X117	
	1088 0037 04	1	CONNECTOR FEMALE		X103	
	1088 0037 06	1	CONNECTOR FEMALE		X108	
	1088 0037 10	1	CONNECTOR FEMALE		X117	
	1088 0037 30	2	CONNECTOR FEMALE		X105-1X5	
	1088 0037 31	2	CONNECTOR FEMALE		X104-X116	
	1088 0037 32	1	CONNECTOR FEMALE		X102b	
	1088 0037 33	1	CONNECTOR FEMALE		X102a	
	1088 0037 33	1	CONNECTOR FEMALE		X109	
	1088 0037 81	1	CONNECTOR FEMALE		2X27	
	1088 0037 83	1	CONNECTOR FEMALE		3X33	
	1088 0851 16	2	RACEWAY			L=275mm
	1089 0577 58	2	END RETAINER			
	1089 0649 03	1	EMERGENCY STOP BUTTON		S3	
	1089 9337 13	2	CONTACT BLOCK		S3	
	1089 9415 07	1	CONTACT BLOCK		K21	
	9820 3642 15	1	SERVICE DIAGRAM			
	0090 1400 02	1	MOUNTING RAIL			L=320mm
	0694 5285 12	9	ISOLATOR CAP FEMALE FASTON		K22-K23	
	0694 5900 06	6	FASTON FLAT 6.3X0.8		K22-K23	
	1088 0004 20	3	DOUBLE FASTON 6.3X0.8		K23	
	1088 0031 64	1	CONNECTOR MALE		X102b	
	1088 0031 65	1	CONNECTOR MALE		X102a	
	1089 0577 58	1	END RETAINER			
	1089 9415 09	1	CONTACT BLOCK		K22	
	1089 9415 34	1	CONTACTOR		K22	
	1089 9415 35	2	CONTACTOR		K21-K23	
	1089 9415 55	1	CONTACT BLOCK		K21	
	1089 9415 56	1	CONTACT BLOCK		K23	
	1089 9416 93	1	3PH TERMINAL BLOCK		K21	
	1089 9424 39	1	OVERLOAD RELAY		F21	

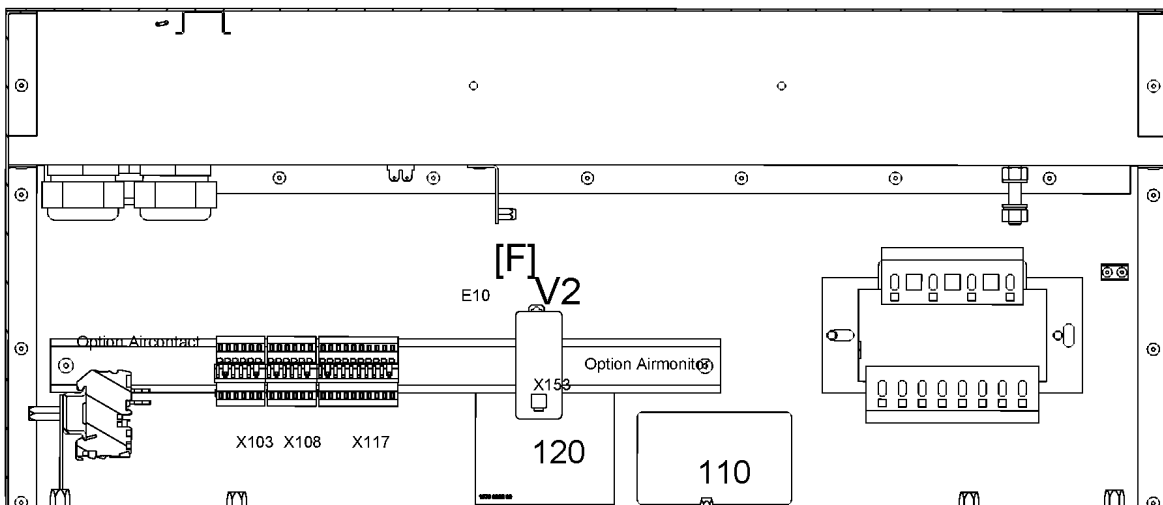
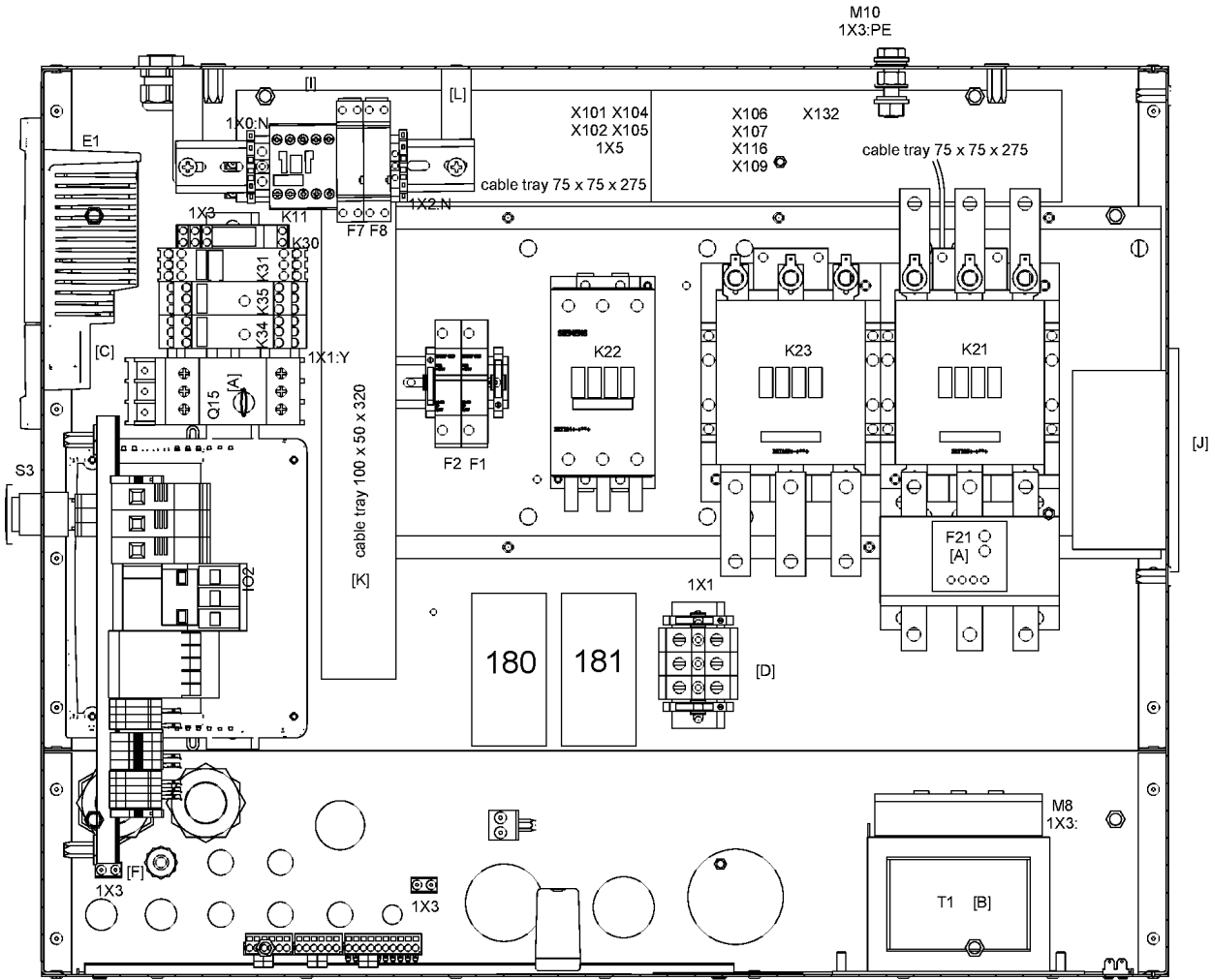
Legend:

EAPPR:IEC - Electrical approval:IEC
MODEL:ZR30_08 - Model:ZR 30

FREQ:50HZ - Frequency:50 Hz
MODEL:ZT30_08 - Model:ZT 30

HAT:N - High ambient temperature version:reduced ambient
condition (Increased FAD) - max 46° / 115°F
MOVOL:400V - Supply voltage:400 V

30.11 - Cubicle - IEC 400V ZR30/ZT30 (30/07/2014 - ...)
 (MODEL:ZR30_08 , MODEL:ZT30_08) + EAPPR:IEC + FREQ:50HZ + HAT:N + MOVOL:400V



30.11 - Cubicle - IEC 400V ZR30/ZT30 (30/07/2014 - ...)

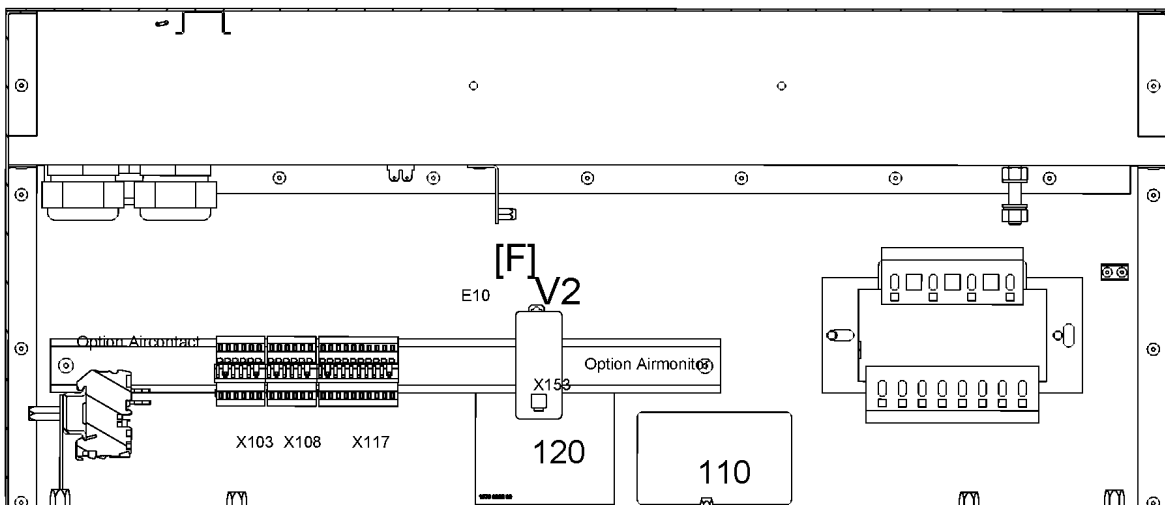
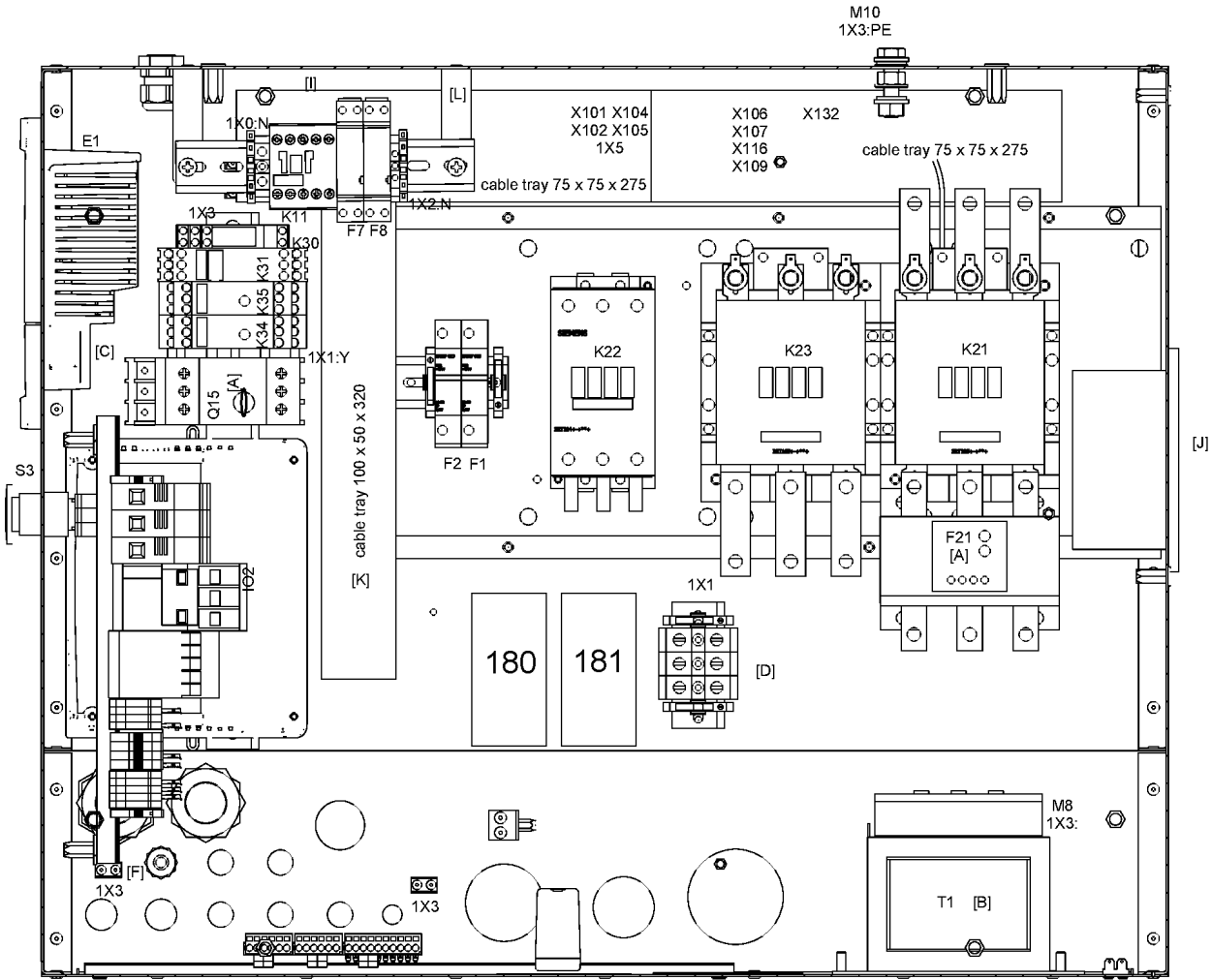
(MODEL:ZR30_08 , MODEL:ZT30_08) + EAPPR:IEC + FREQ:50HZ + HAT:N + MOVOL:400V

Ref	Part Number	Qty	Name	Validity	EL	R.
	1900 2803 00	0	DRAWING			
	1089 0612 01	2	FUSE HOLDER		F1-F2	
	1089 0612 24	2	FUSE		F1-F2	
	1089 9514 58	1	TRANSFORMER		T1	
	1089 0577 58	1	END RETAINER			
	1079 9925 69	1	LABEL		120	
	1622 7302 00	1	DATA-LABEL		110	

Legend:EAPPR:IEC - Electrical approval:IEC
MODEL:ZR30_08 - Model:ZR 30FREQ:50HZ - Frequency:50 Hz
MODEL:ZT30_08 - Model:ZT 30HAT:N - High ambient temperature version:reduced ambient
condition (Increased FAD) - max 46° / 115°F
MOVOL:400V - Supply voltage:400 V

30.12 - Cubicle - IEC 400V ZR37/ZT 37

(MODEL:ZR37_08 , MODEL:ZT37_08) + EAPPR:IEC + FREQ:50HZ + HAT:N + MOVOL:400V



30.12 - Cubicle - IEC 400V ZR37/ZT 37

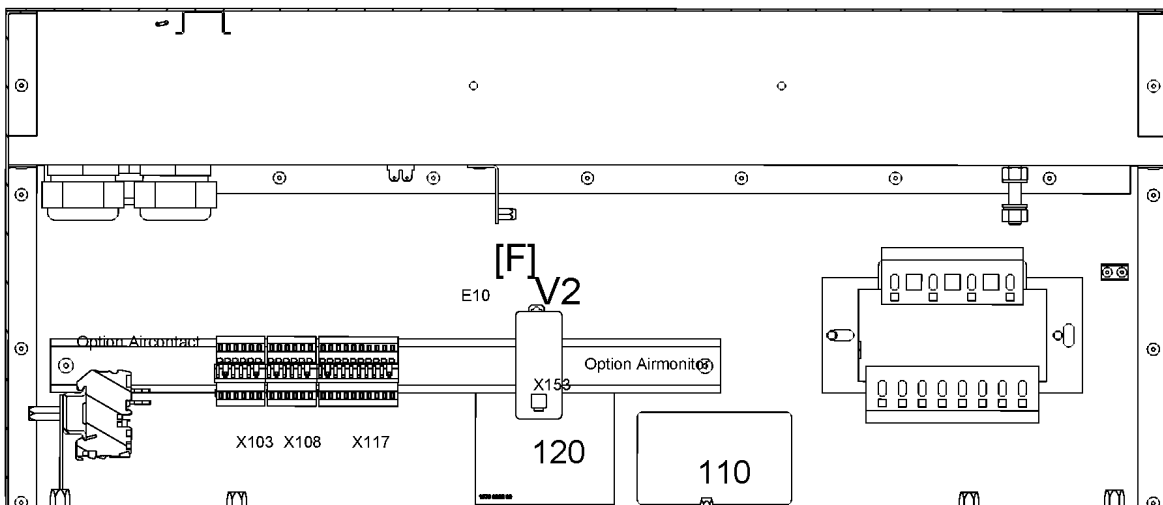
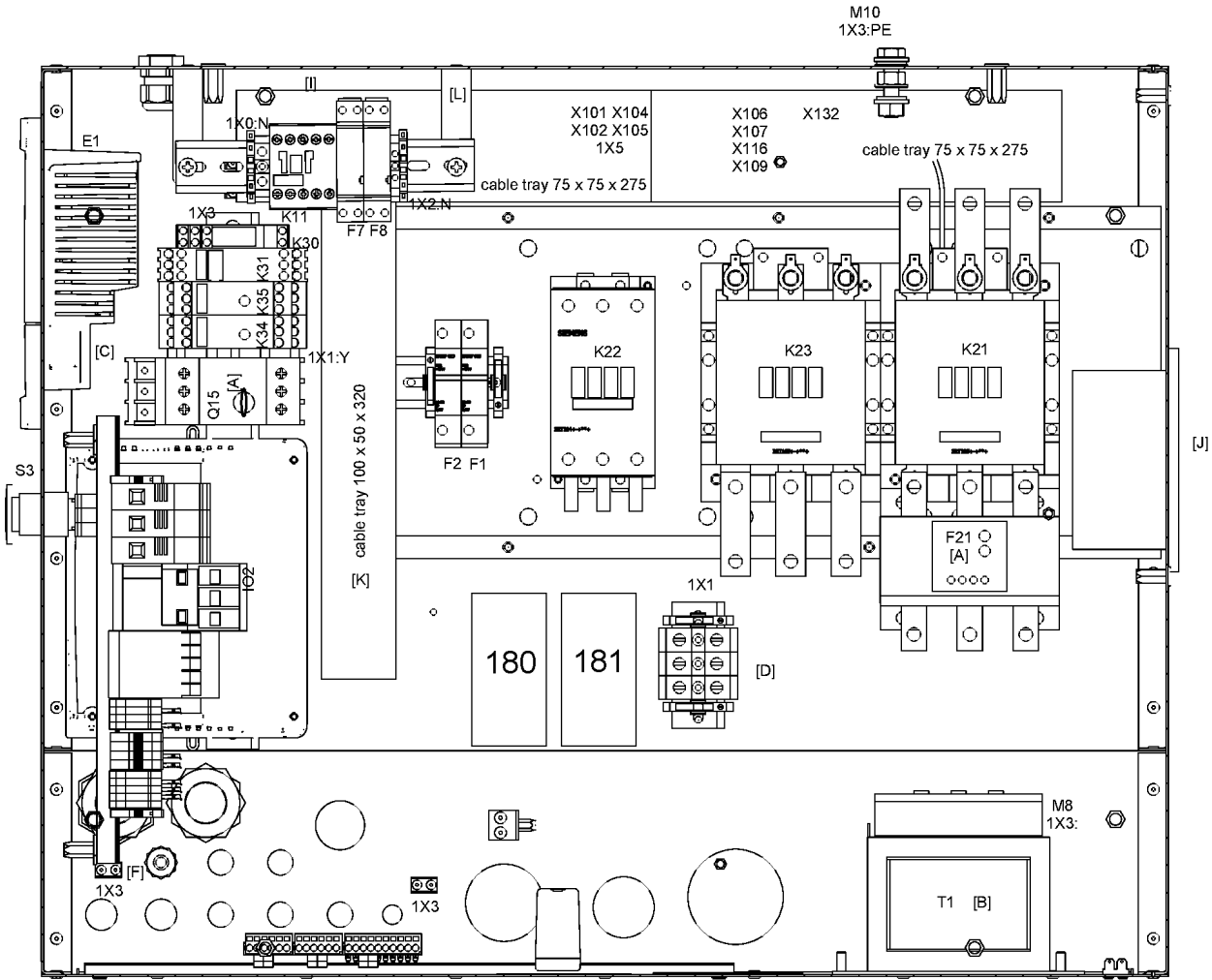
(MODEL:ZR37_08 , MODEL:ZT37_08) + EAPPR:IEC + FREQ:50HZ + HAT:N + MOVOL:400V

Ref	Part Number	Qty	Name	Validity	EL	R.
	1900 2190 04	1	CUBICLE	(30/07/2009 - ...)		
	9820 3642 02	1	SERVICE DIAGRAM			
	9820 3642 22	0	ASSEMBLY DRAWING			
	1622 8996 80	1	METAL SHEET ASSEMBLY			
	1622 8982 00	1	WIRE HARNESS			
	1088 1001 02	1	WARNING MARK			
	1088 0851 17	1	RACEWAY			L=320mm
	0697 9809 20	1	NUT			
	0697 9809 24	2	NUT			
	1088 0015 02	1	CONNECTOR MALE		X101	
	1088 0015 36	2	CONNECTOR SOCKET		X101	
	1088 0031 18	6	ADAPTOR			
	Electrical legend:	X103-X108-X117				
	1088 0031 22	2	CONNECTOR FEMALE		X106-X107	
	1088 0031 32	1	CONNECTOR FEMALE		3X30	
	1088 0031 34	1	CONNECTOR FEMALE		3X32	
	1088 0031 43	1	CONNECTOR FEMALE		X132	
	1088 0031 82	1	CONNECTOR MALE		X106	
	1088 0031 84	1	CONNECTOR MALE		X103	
	1088 0031 86	1	CONNECTOR MALE		X108	
	1088 0031 90	1	CONNECTOR MALE		X117	
	1088 0037 04	1	CONNECTOR FEMALE		X103	
	1088 0037 06	1	CONNECTOR FEMALE		X108	
	1088 0037 10	1	CONNECTOR FEMALE		X117	
	1088 0037 30	2	CONNECTOR FEMALE		X105-1X5	
	1088 0037 31	2	CONNECTOR FEMALE		X104-X116	
	1088 0037 33	1	CONNECTOR FEMALE		X109	
	1088 0037 62	1	CONNECTOR COMBI		X105	
	1088 0037 81	1	CONNECTOR FEMALE		2X27	
	1088 0037 83	1	CONNECTOR FEMALE		3X33	
	1088 0851 16	2	RACEWAY			L=275mm
	1089 0649 03	1	EMERGENCY STOP BUTTON		S3	
	1089 0577 58	2	END RETAINER			
	1089 0700 02	1	CONNECTOR MALE		X102	
	1089 0700 04	8	CONNECTOR SOCKET		X102	
	1089 9337 13	2	CONTACT BLOCK		S3	
	1089 9415 07	1	CONTACT BLOCK		K21	
	1088 0031 02	1	FEM. CONNECTOR		X153	
	0090 1400 02	1	MOUNTING RAIL			L=320mm
	0694 5285 12	9	ISOLATOR CAP FEMALE FASTON 6,3X0,8		K22-K23	
	0694 5900 06	6	FASTON FLAT 6.3X0.8		K22-K23	
	1088 0004 20	3	DOUBLE FASTON 6.3X0.8		K23	
	1089 0577 58	1	END RETAINER			
	1089 0700 01	1	CONNECTOR FEMALE		X102	
	1089 0700 03	8	CONNECTOR PIN		X102	
	1089 9415 09	1	CONTACT BLOCK		K22	
	1089 9415 34	1	CONTACTOR		K22	
	1089 9415 36	2	CONTACTOR		K21-K23	
	1089 9415 55	1	CONTACT BLOCK		K21	
	1089 9415 56	1	CONTACT BLOCK		K23	

Legend:EAPPR:IEC - Electrical approval:IEC
MODEL:ZR37_08 - Model:ZR 37FREQ:50HZ - Frequency:50 Hz
MODEL:ZT37_08 - Model:ZT 37HAT:N - High ambient temperature version:reduced ambient
condition (Increased FAD) - max 46° / 115°F
MOVOL:400V - Supply voltage:400 V

30.12 - Cubicle - IEC 400V ZR37/ZT 37

(MODEL:ZR37_08 , MODEL:ZT37_08) + EAPPR:IEC + FREQ:50HZ + HAT:N + MOVOL:400V



30.12 - Cubicle - IEC 400V ZR37/ZT 37

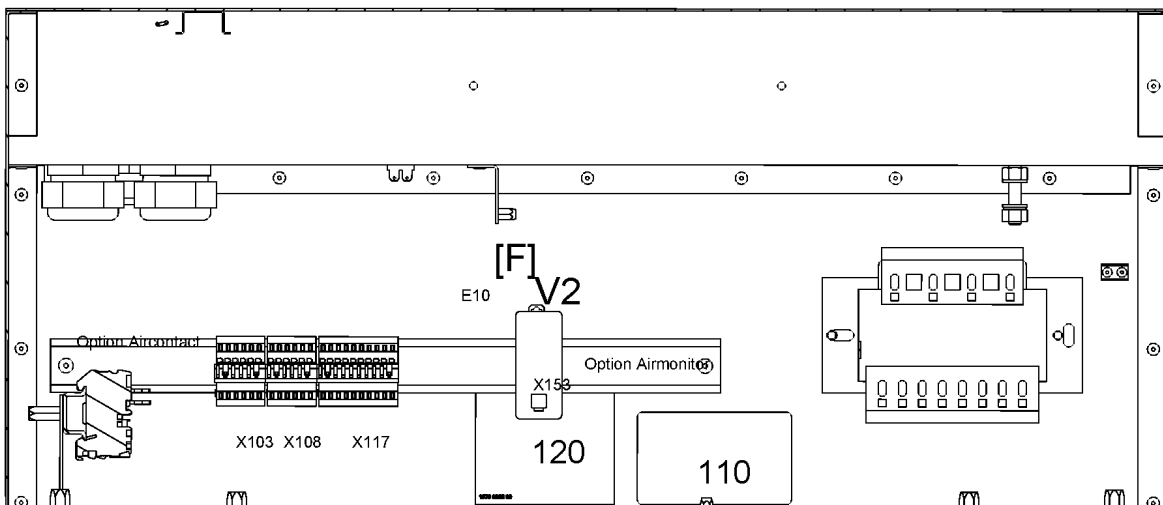
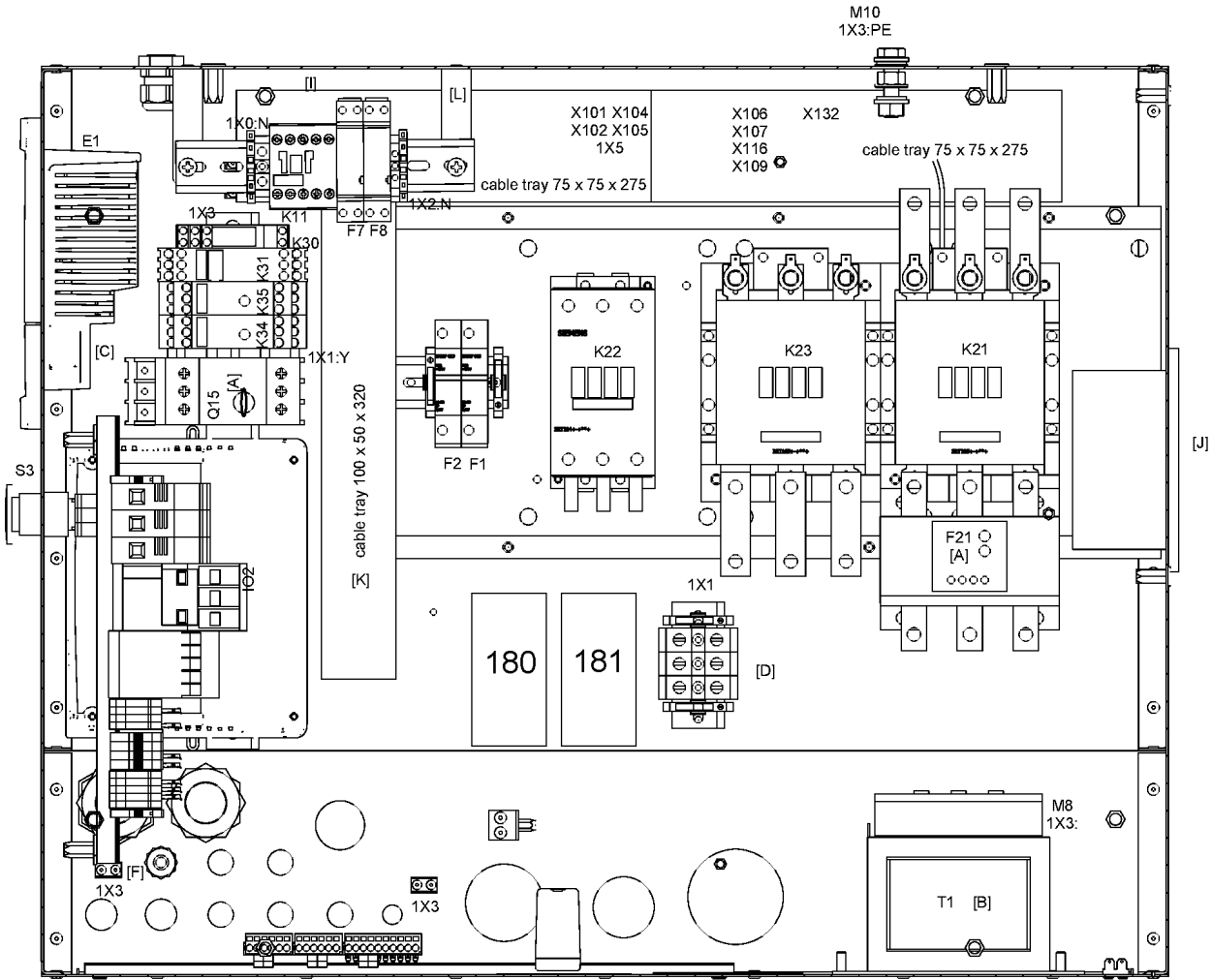
(MODEL:ZR37_08 , MODEL:ZT37_08) + EAPPR:IEC + FREQ:50HZ + HAT:N + MOVOL:400V

Ref	Part Number	Qty	Name	Validity	EL	R.
	1089 9416 93	1	3PH TERMINAL BLOCK		K21	
	1089 9424 41	1	OVERLOAD RELAY		F21	
	1900 2803 00	0	DRAWING			
	1089 0612 01	2	FUSE HOLDER		F1-F2	
	1089 0612 24	2	FUSE		F1-F2	
	1089 9514 58	1	TRANSFORMER		T1	
	1089 0577 58	1	END RETAINER			
	1079 9925 69	1	LABEL		120	
	1622 7302 00	1	DATA-LABEL		110	

Legend:EAPPR:IEC - Electrical approval:IEC
MODEL:ZR37_08 - Model:ZR 37FREQ:50HZ - Frequency:50 Hz
MODEL:ZT37_08 - Model:ZT 37HAT:N - High ambient temperature version:reduced ambient
condition (Increased FAD) - max 46° / 115°F
MOVOL:400V - Supply voltage:400 V

30.13 - Cubicle - IEC 400V ZR45/ZT45

(MODEL:ZR45_08 , MODEL:ZT45_08) + EAPPR:IEC + FREQ:50HZ + HAT:N + MOVOL:400V



30.13 - Cubicle - IEC 400V ZR45/ZT45

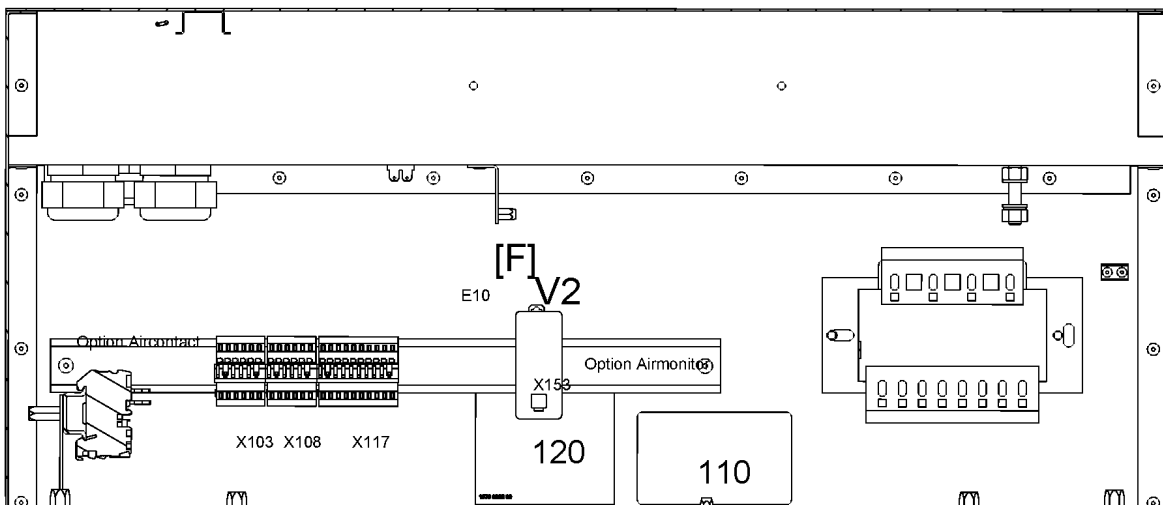
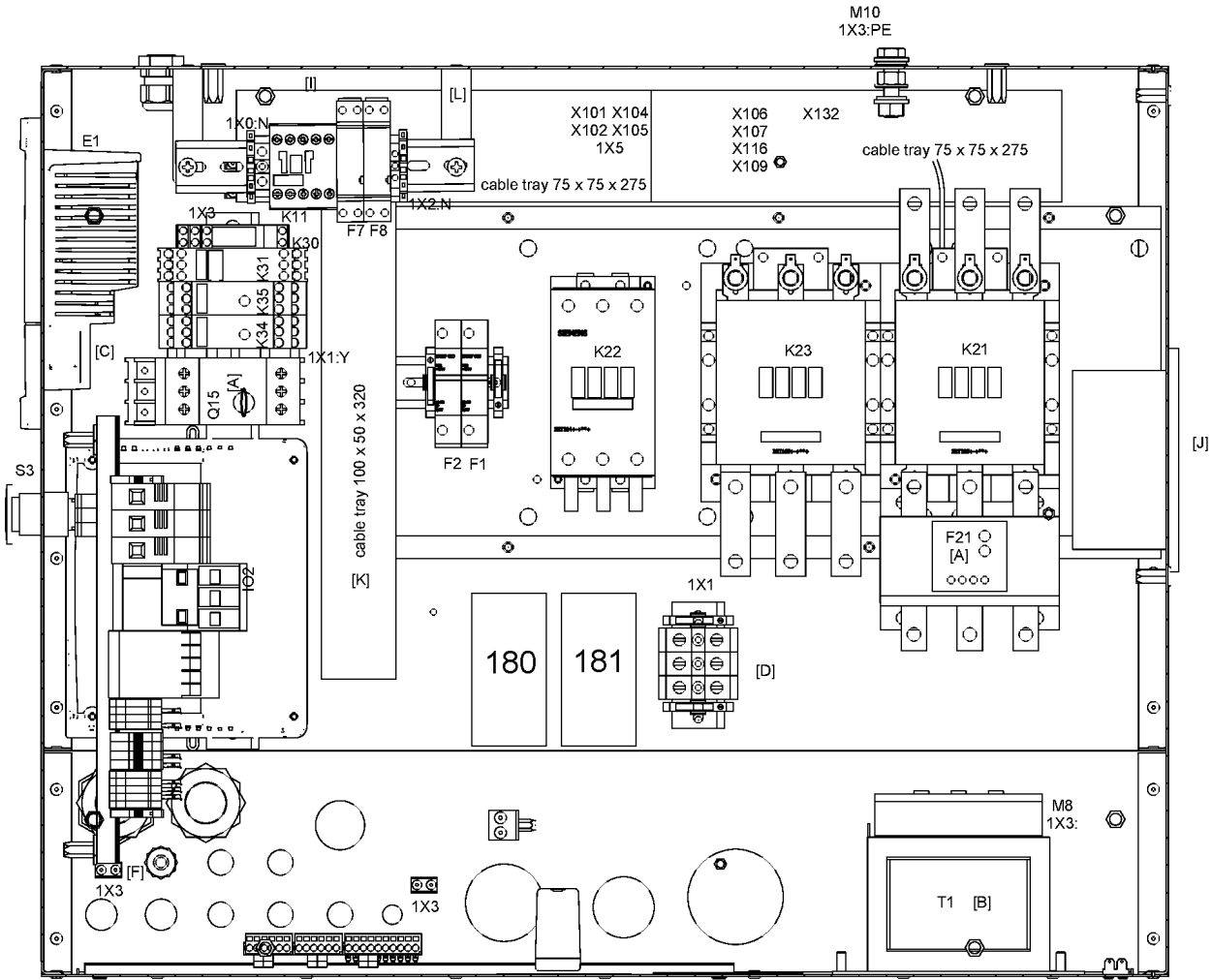
(MODEL:ZR45_08 , MODEL:ZT45_08) + EAPPR:IEC + FREQ:50HZ + HAT:N + MOVOL:400V

Ref	Part Number	Qty	Name	Validity	EL	R.
	1900 2190 05	1	CUBICLE	(30/07/2009 - ...)		
	9820 3642 02	1	SERVICE DIAGRAM			
	9820 3642 22	0	ASSEMBLY DRAWING			
	1622 8996 80	1	METAL SHEET ASSEMBLY			
	1622 8982 00	1	WIRE HARNESS			
	1088 1001 02	1	WARNING MARK			
	1088 0851 17	1	RACEWAY			L=320mm
	0697 9809 20	1	NUT			
	0697 9809 24	2	NUT			
	1088 0015 02	1	CONNECTOR MALE		X101	
	1088 0015 36	2	CONNECTOR SOCKET		X101	
	1088 0031 18	6	ADAPTOR			
	Electrical legend:	X103-X108-X117				
	1088 0031 22	2	CONNECTOR FEMALE		X106-X107	
	1088 0031 32	1	CONNECTOR FEMALE		3X30	
	1088 0031 34	1	CONNECTOR FEMALE		3X32	
	1088 0031 43	1	CONNECTOR FEMALE		X132	
	1088 0031 82	1	CONNECTOR MALE		X106	
	1088 0031 84	1	CONNECTOR MALE		X103	
	1088 0031 86	1	CONNECTOR MALE		X108	
	1088 0031 90	1	CONNECTOR MALE		X117	
	1088 0037 04	1	CONNECTOR FEMALE		X103	
	1088 0037 06	1	CONNECTOR FEMALE		X108	
	1088 0037 10	1	CONNECTOR FEMALE		X117	
	1088 0037 30	2	CONNECTOR FEMALE		X105-1X5	
	1088 0037 31	2	CONNECTOR FEMALE		X104-X116	
	1088 0037 33	1	CONNECTOR FEMALE		X109	
	1088 0037 62	1	CONNECTOR COMBI		X105	
	1088 0037 81	1	CONNECTOR FEMALE		2X27	
	1088 0037 83	1	CONNECTOR FEMALE		3X33	
	1088 0851 16	2	RACEWAY			L=275mm
	1089 0649 03	1	EMERGENCY STOP BUTTON		S3	
	1089 0577 58	2	END RETAINER			
	1089 0700 02	1	CONNECTOR MALE		X102	
	1089 0700 04	8	CONNECTOR SOCKET		X102	
	1089 9337 13	2	CONTACT BLOCK		S3	
	1089 9415 07	1	CONTACT BLOCK		K21	
	1088 0031 02	1	FEM. CONNECTOR		X153	
	0090 1400 02	1	MOUNTING RAIL			L=320mm
	0694 5281 34	3	CABLE LUG		K21	
	0694 5285 12	6	ISOLATOR CAP FEMALE FASTON		K22-K23	
	0694 5900 06	6	FASTON FLAT		K22-K23	
	0694 5900 07	3	ANGLED FASTON		K21	
	1089 0577 58	1	END RETAINER			
	1089 0700 01	1	CONNECTOR FEMALE		X102	
	1089 0700 03	8	CONNECTOR PIN		X102	
	1089 9362 04	1	TERMINAL COVER		K21	
	1089 9415 09	1	CONTACT BLOCK		K22	
	1089 9415 34	1	CONTACTOR		K22	
	1089 9415 44	2	CONTACTOR		K21-K23	

Legend:EAPPR:IEC - Electrical approval:IEC
MODEL:ZR45_08 - Model:ZR 45FREQ:50HZ - Frequency:50 Hz
MODEL:ZT45_08 - Model:ZT 45HAT:N - High ambient temperature version:reduced ambient
condition (Increased FAD) - max 46° / 115°F
MOVOL:400V - Supply voltage:400 V

30.13 - Cubicle - IEC 400V ZR45/ZT45

(MODEL:ZR45_08 , MODEL:ZT45_08) + EAPPR:IEC + FREQ:50HZ + HAT:N + MOVOL:400V



30.13 - Cubicle - IEC 400V ZR45/ZT45

(MODEL:ZR45_08 , MODEL:ZT45_08) + EAPPR:IEC + FREQ:50HZ + HAT:N + MOVOL:400V

Ref	Part Number	Qty	Name	Validity	EL	R.
	1089 9415 55	1	CONTACT BLOCK		K21	
	1089 9415 56	1	CONTACT BLOCK		K23	
	1089 9424 46	1	OVERLOAD RELAY		F21	
	1622 1692 00	3	CONNECTION ELEMENT		K21	
	1900 2804 00	-	DRAWING			
	1089 0612 01	2	FUSE HOLDER		F1-F2	
	1089 0612 24	2	FUSE		F1-F2	
	1089 9436 41	1	TRANSFORMER		T1	
	1089 0577 58	1	END RETAINER			
	1079 9925 69	1	LABEL		120	
	1622 7302 00	1	DATA-LABEL		110	

Legend:

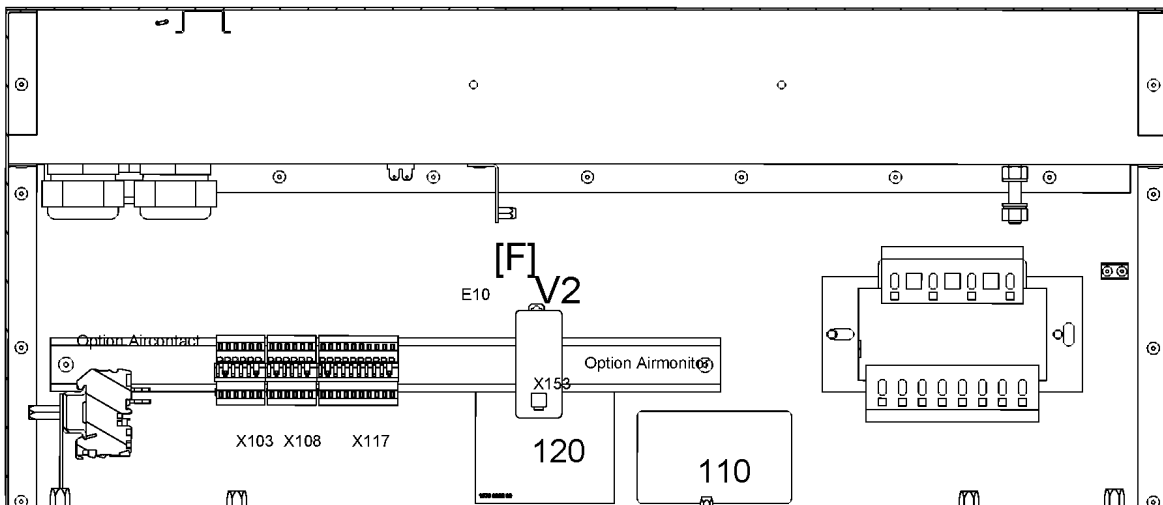
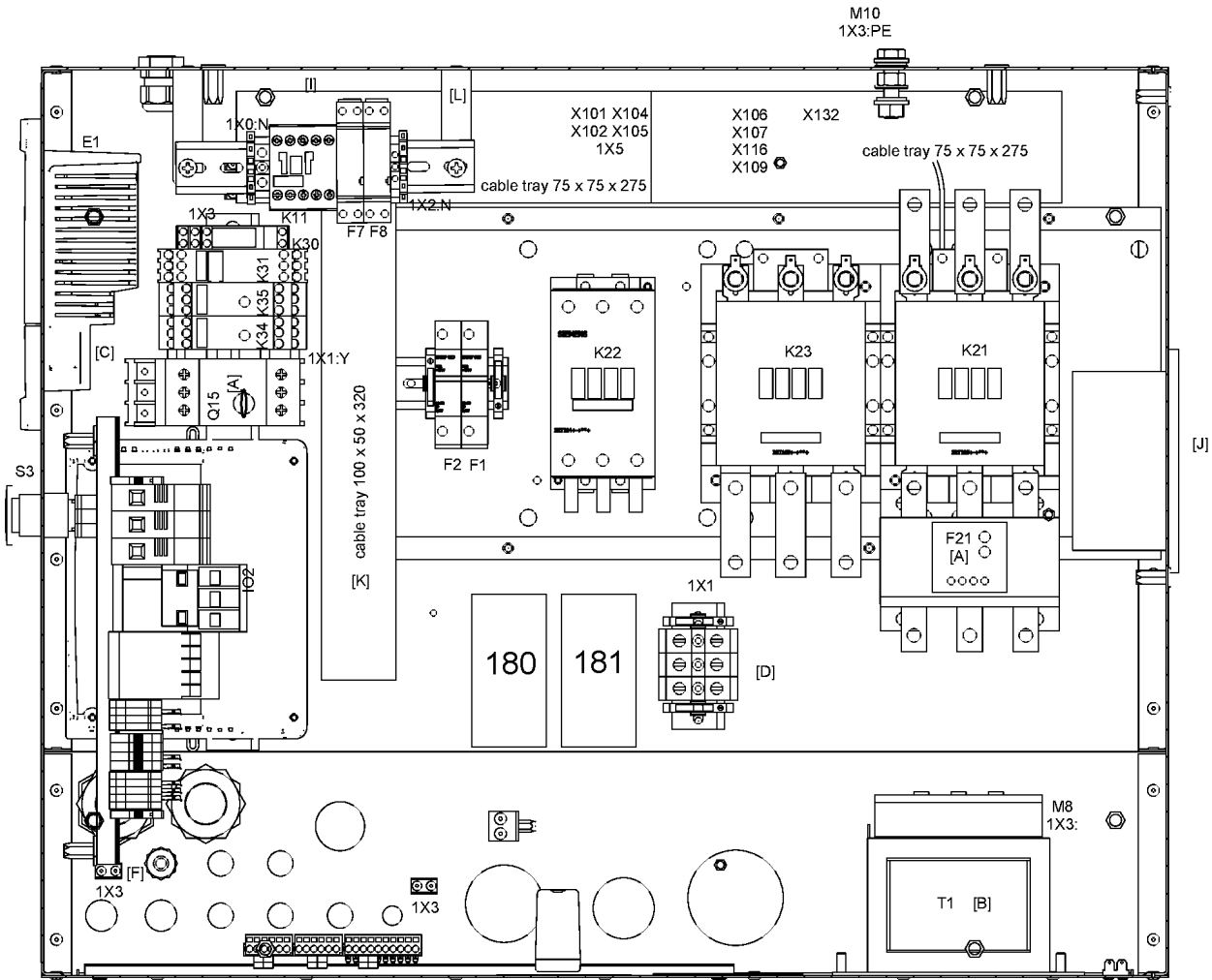
EAPPR:IEC - Electrical approval:IEC
 MODEL:ZR45_08 - Model:ZR 45

FREQ:50HZ - Frequency:50 Hz
 MODEL:ZT45_08 - Model:ZT 45

HAT:N - High ambient temperature version:reduced ambient
 condition (Increased FAD) - max 46° / 115°F
 MOVOL:400V - Supply voltage:400 V

30.14 - Cubicle - IEC 400V ZR30/ZT30 HAV - 460V/500V ZR30/ZR37/ZT30/ZT37 HAV

((FREQ:50HZ + MOVOL:500V , FREQ:60HZ + MOVOL:460V) + (MODEL:ZR30_08 , MODEL:ZR37_08 , MODEL:ZT30_08 , MODEL:ZT37_08) , (MODEL:ZR30_08 , MODEL:ZT30_08) + FREQ:50HZ + MOVOL:400V) + EAPPR:IEC + HAT:Y



30.14 - Cubicle - IEC 400V ZR30/ZT30 HAV - 460V/500V ZR30/ZR37/ZT30/ZT37 HAV



((FREQ:50HZ + MOVOL:500V , FREQ:60HZ + MOVOL:460V) + (MODEL:ZR30_08 , MODEL:ZR37_08 , MODEL:ZT30_08 , MODEL:ZT37_08) , (MODEL:ZR30_08 , MODEL:ZT30_08) + FREQ:50HZ + MOVOL:400V) + EAPPR:IEC + HAT:Y

Ref	Part Number	Qty	Name	Validity	EL	R.
	1900 2190 21	1	CUBICLE	(30/07/2009 - ...)		
	9820 3642 02	1	SERVICE DIAGRAM			
	9820 3642 22	0	ASSEMBLY DRAWING			
	1622 8998 80	1	METAL SHEET ASSEMBLY			
	1622 8982 00	1	WIRE HARNESS			
	1088 1001 02	1	WARNING MARK			
	1088 0851 17	1	RACEWAY			L=320mm
	0697 9809 20	1	NUT			
	0697 9809 24	2	NUT			
	1088 0015 02	1	CONNECTOR MALE		X101	
	1088 0015 36	2	CONNECTOR SOCKET		X101	
	1088 0031 18	6	ADAPTOR			
	Electrical legend:	X103-X108-X117				
	1088 0031 22	2	CONNECTOR FEMALE		X106-X107	
	1088 0031 32	1	CONNECTOR FEMALE		3X30	
	1088 0031 34	1	CONNECTOR FEMALE		3X32	
	1088 0031 43	1	CONNECTOR FEMALE		X132	
	1088 0031 82	1	CONNECTOR MALE		X106	
	1088 0031 84	1	CONNECTOR MALE		X103	
	1088 0031 86	1	CONNECTOR MALE		X108	
	1088 0031 90	1	CONNECTOR MALE		X117	
	1088 0037 04	1	CONNECTOR FEMALE		X103	
	1088 0037 06	1	CONNECTOR FEMALE		X108	
	1088 0037 10	1	CONNECTOR FEMALE		X117	
	1088 0037 30	2	CONNECTOR FEMALE		X105-1X5	
	1088 0037 31	2	CONNECTOR FEMALE		X104-X116	
	1088 0037 33	1	CONNECTOR FEMALE		X109	
	1088 0037 62	1	CONNECTOR COMBI			
	Electrical legend:	X105 (to X116)				
	1088 0037 81	1	CONNECTOR FEMALE		2X27	
	1088 0037 83	1	CONNECTOR FEMALE		3X33	
	1088 0851 16	2	RACEWAY			L=275mm
	1089 0649 03	1	EMERGENCY STOP BUTTON		S3	
	1089 0577 58	2	END RETAINER			
	1089 0700 02	1	CONNECTOR MALE		X102	
	1089 0700 04	8	CONNECTOR SOCKET		X102	
	1089 9337 13	2	CONTACT BLOCK		S3	
	1089 9415 07	1	CONTACT BLOCK		K21	
	1088 0031 02	1	FEM. CONNECTOR		X153	
	0090 1400 02	1	MOUNTING RAIL			L=320mm
	0694 5285 12	9	ISOLATOR CAP FEMALE FASTON		K22-K23	
	0694 5900 06	6	FASTON FLAT		K22-K23	
	1088 0004 20	3	DOUBLE FASTON		K23	
	1089 0577 58	1	END RETAINER			
	1089 0700 01	1	CONNECTOR FEMALE		X102	
	1089 0700 03	8	CONNECTOR PIN		X102	
	1089 9415 09	1	CONTACT BLOCK		K22	
	1089 9415 34	1	CONTACTOR		K22	
	1089 9415 36	2	CONTACTOR		K21-K23	

Legend:

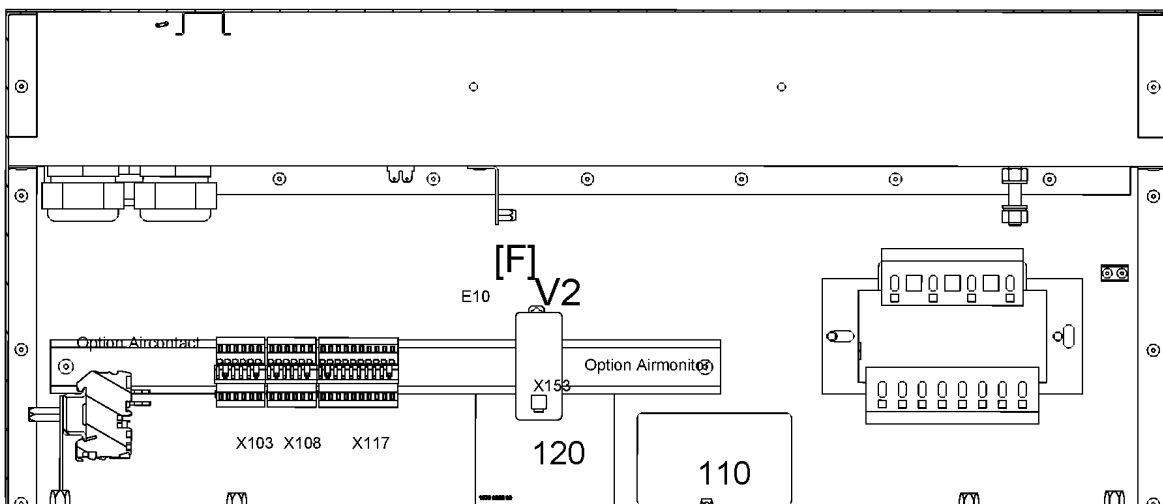
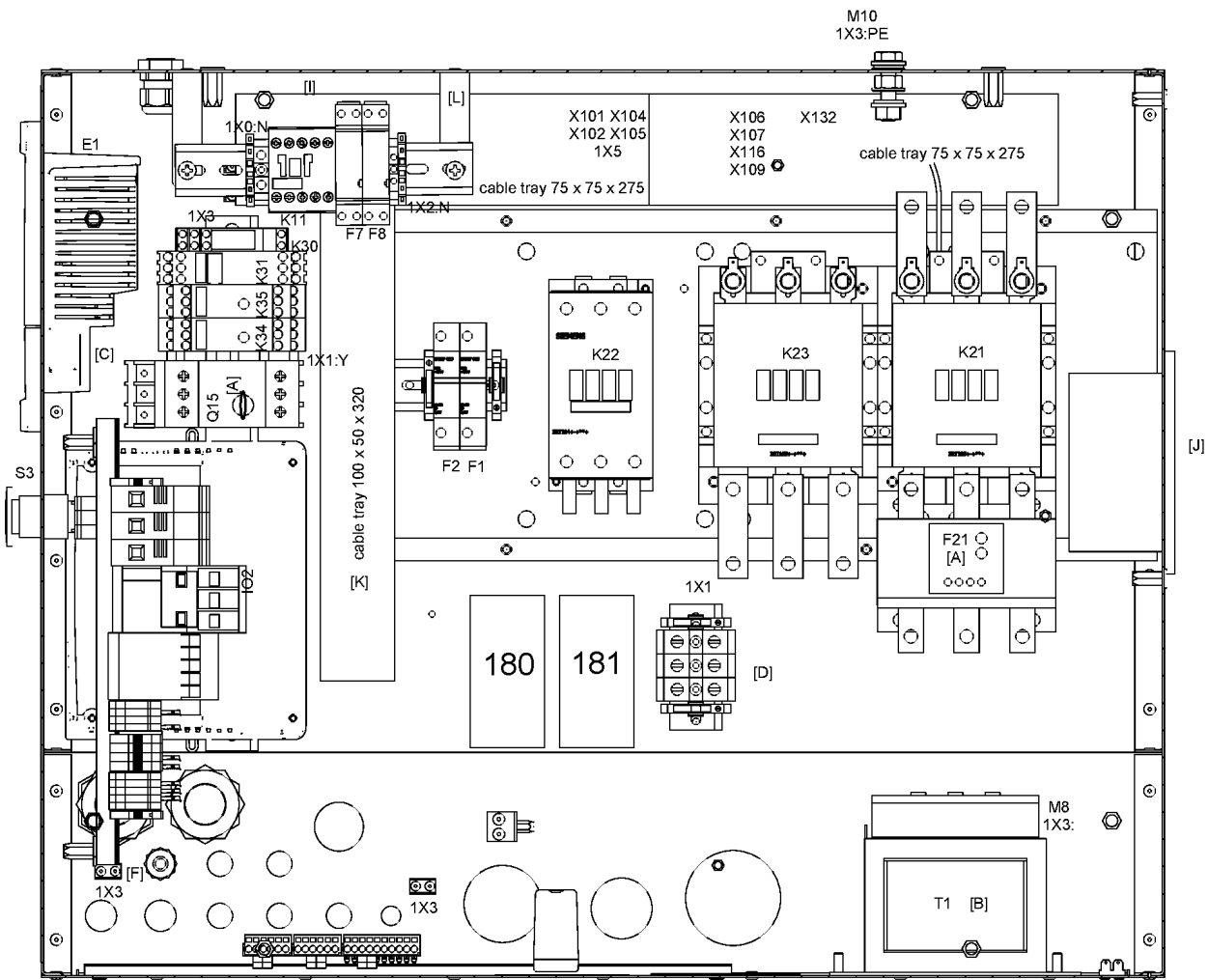
EAPPR:IEC - Electrical approval:IEC
HAT:Y - High ambient temperature version:High ambient condition
MODEL:ZT30_08 - Model:ZT 30
MOVOL:460V - Supply voltage:460 V

FREQ:50HZ - Frequency:50 Hz
MODEL:ZR30_08 - Model:ZR 30
MODEL:ZT37_08 - Model:ZT 37
MOVOL:500V - Supply voltage:500 V

FREQ:60HZ - Frequency:60 Hz
MODEL:ZR37_08 - Model:ZR 37
MOVOL:400V - Supply voltage:400 V

30.14 - Cubicle - IEC 400V ZR30/ZT30 HAV - 460V/500V ZR30/ZR37/ZT30/ZT37 HAV

((FREQ:50HZ + MOVOL:500V , FREQ:60HZ + MOVOL:460V) + (MODEL:ZR30_08 , MODEL:ZR37_08 , MODEL:ZT30_08 , MODEL:ZT37_08) , (MODEL:ZR30_08 , MODEL:ZT30_08) + FREQ:50HZ + MOVOL:400V) + EAPPR:IEC + HAT:Y



30.14 - Cubicle - IEC 400V ZR30/ZT30 HAV - 460V/500V ZR30/ZR37/ZT30/ZT37 HAV



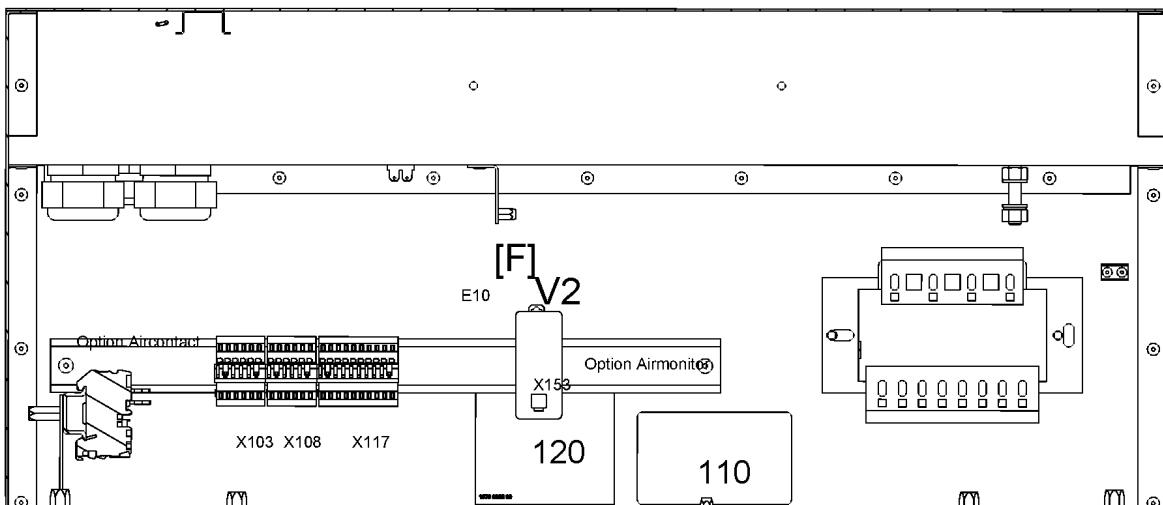
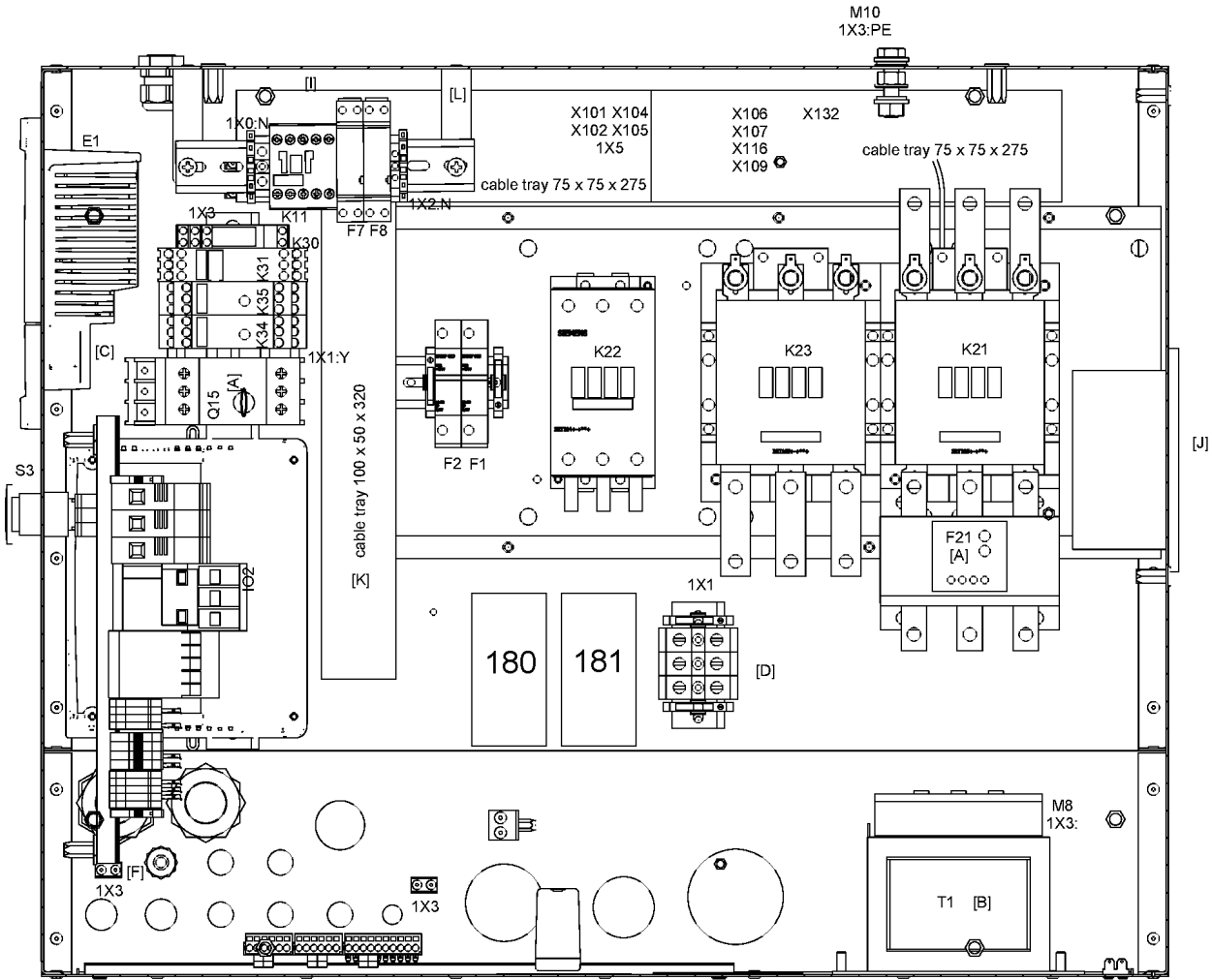
((FREQ:50HZ + MOVOL:500V , FREQ:60HZ + MOVOL:460V) + (MODEL:ZR30_08 , MODEL:ZR37_08 , MODEL:ZT30_08 , MODEL:ZT37_08) , (MODEL:ZR30_08 , MODEL:ZT30_08) + FREQ:50HZ + MOVOL:400V) + EAPPR:IEC + HAT:Y

Ref	Part Number	Qty	Name	Validity	EL	R.
	1089 9415 55	1	CONTACT BLOCK		K21	
	1089 9415 56	1	CONTACT BLOCK		K23	
	1089 9416 93	1	3PH TERMINAL BLOCK		K21	
	1089 9424 40	1	OVERLOAD RELAY		F21	
	1900 2803 00	0	DRAWING			
	1089 0612 01	2	FUSE HOLDER		F1-F2	
	1089 0612 24	2	FUSE		F1-F2	
	1089 9514 44	1	TRANSFORMER		T1	
	1089 0577 58	1	END RETAINER			
	1079 9925 69	1	LABEL		120	
	1622 7302 00	1	DATA-LABEL		110	
	1088 0037 62	1	CONNECTOR COMBI		X105	
	1089 9415 07	1	CONTACT BLOCK		K23	
	1089 9556 30	1	AIR INLET + FAN		M3	

Legend:

EAPPR:IEC - Electrical approval:IEC	FREQ:50HZ - Frequency:50 Hz	FREQ:60HZ - Frequency:60 Hz
HAT:Y - High ambient temperature version:High ambient condition	MODEL:ZR30_08 - Model:ZR 30	MODEL:ZR37_08 - Model:ZR 37
MODEL:ZT30_08 - Model:ZT 30	MODEL:ZT37_08 - Model:ZT 37	MOVOL:400V - Supply voltage:400 V
MOVOL:460V - Supply voltage:460 V	MOVOL:500V - Supply voltage:500 V	

30.15 - Cubicle - IEC 460V ZR30/ZT30 (... - 29/07/2014)
 (MODEL:ZR30_08 , MODEL:ZT30_08) + EAPPR:IEC + FREQ:60HZ + HAT:N + MOVOL:460V



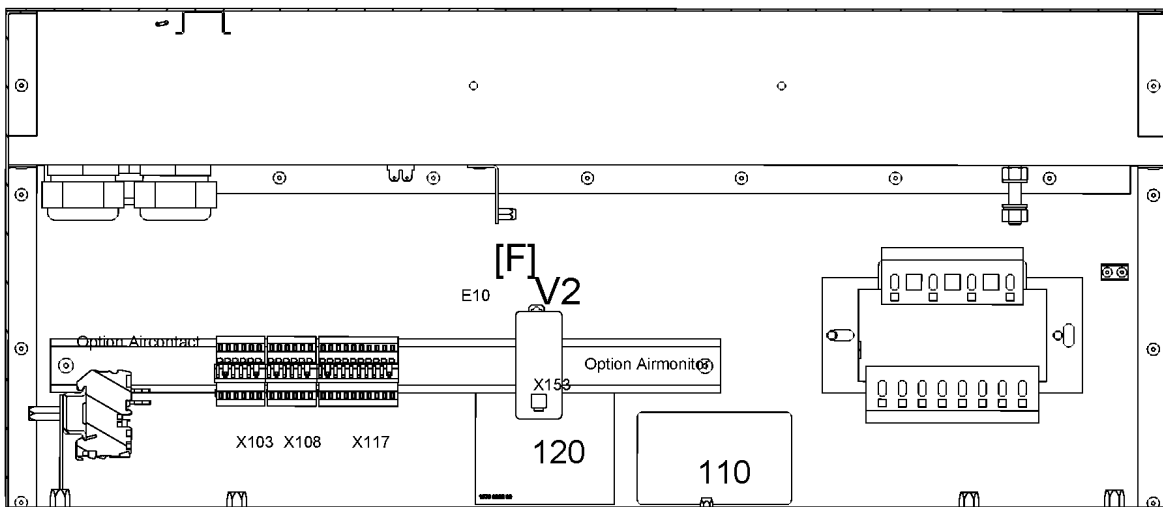
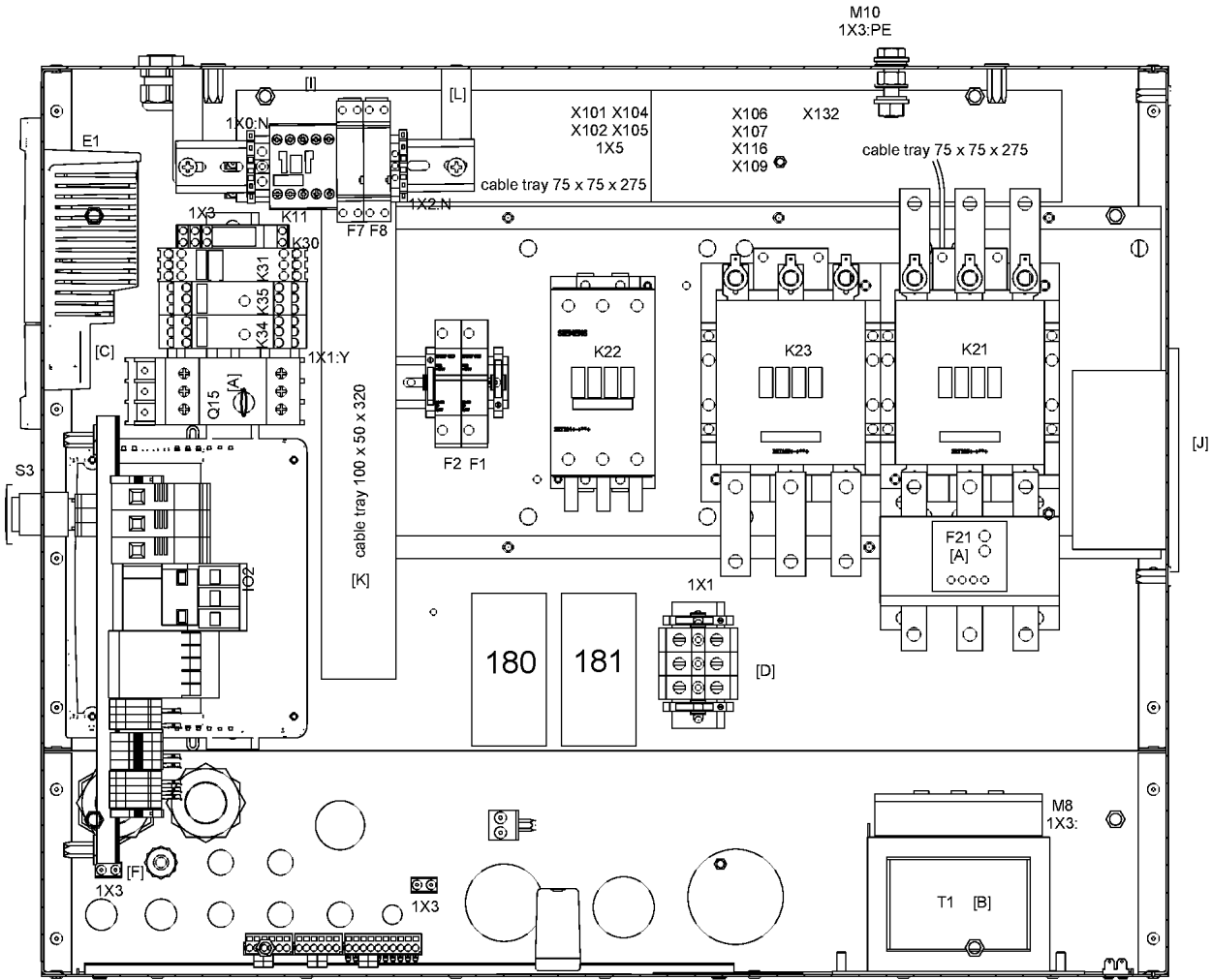
30.15 - Cubicle - IEC 460V ZR30/ZT30 (... - 29/07/2014)

(MODEL:ZR30_08 , MODEL:ZT30_08) + EAPPR:IEC + FREQ:60HZ + HAT:N + MOVOL:460V

Ref	Part Number	Qty	Name	Validity	EL	R.
	1900 2190 09	1	CUBICLE	(30/07/2009 - 29/07/2014)		
	9820 3642 02	1	SERVICE DIAGRAM			
	9820 3642 22	0	ASSEMBLY DRAWING			
	1622 8996 80	1	METAL SHEET ASSEMBLY			
	1622 8982 00	1	WIRE HARNESS			
	1088 1001 02	1	WARNING MARK			
	1088 0851 17	1	RACEWAY			L=320mm
	0697 9809 20	1	NUT			
	0697 9809 24	2	NUT			
	1088 0015 02	1	CONNECTOR MALE		X101	
	1088 0015 36	2	CONNECTOR SOCKET		X101	
	1088 0031 18	6	ADAPTOR			
	Electrical legend:	X103-X108-X117				
	1088 0031 22	2	CONNECTOR FEMALE		X106-X107	
	1088 0031 32	1	CONNECTOR FEMALE		3X30	
	1088 0031 34	1	CONNECTOR FEMALE		3X32	
	1088 0031 43	1	CONNECTOR FEMALE		X132	
	1088 0031 82	1	CONNECTOR MALE		X106	
	1088 0031 84	1	CONNECTOR MALE		X103	
	1088 0031 86	1	CONNECTOR MALE		X108	
	1088 0031 90	1	CONNECTOR MALE		X117	
	1088 0037 04	1	CONNECTOR FEMALE		X103	
	1088 0037 06	1	CONNECTOR FEMALE		X108	
	1088 0037 10	1	CONNECTOR FEMALE		X117	
	1088 0037 30	2	CONNECTOR FEMALE		X105-1X5	
	1088 0037 31	2	CONNECTOR FEMALE		X104-X116	
	1088 0037 33	1	CONNECTOR FEMALE		X109	
	1088 0037 62	1	CONNECTOR COMBI		X105	
	1088 0037 81	1	CONNECTOR FEMALE		2X27	
	1088 0037 83	1	CONNECTOR FEMALE		3X33	
	1088 0851 16	2	RACEWAY			L=275mm
	1089 0649 03	1	EMERGENCY STOP BUTTON		S3	
	1089 0577 58	2	END RETAINER			
	1089 0700 02	1	CONNECTOR MALE		X102	
	1089 0700 04	8	CONNECTOR SOCKET		X102	
	1089 9337 13	2	CONTACT BLOCK		S3	
	1089 9415 07	1	CONTACT BLOCK		K21	
	1088 0031 02	1	FEM. CONNECTOR		X153	
	0090 1400 02	1	MOUNTING RAIL			L=320mm
	0694 5285 12	9	ISOLATOR CAP FEMALE FASTON		K22-K23	
	0694 5900 06	6	FASTON FLAT		K22-K23	
	1088 0004 20	3	DOUBLE FASTON		K23	
	1089 0577 58	1	END RETAINER			
	1089 0700 01	1	CONNECTOR FEMALE		X102	
	1089 0700 03	8	CONNECTOR PIN		X102	
	1089 9415 09	1	CONTACT BLOCK		K22	
	1089 9415 34	1	CONTACTOR		K22	
	1089 9415 36	2	CONTACTOR		K21-K23	
	1089 9415 55	1	CONTACT BLOCK		K21	
	1089 9415 56	1	CONTACT BLOCK		K23	

Legend:EAPPR:IEC - Electrical approval:IEC
MODEL:ZR30_08 - Model:ZR 30FREQ:60HZ - Frequency:60 Hz
MODEL:ZT30_08 - Model:ZT 30HAT:N - High ambient temperature version:reduced ambient
condition (Increased FAD) - max 46° / 115°F
MOVOL:460V - Supply voltage:460 V

30.15 - Cubicle - IEC 460V ZR30/ZT30 (... - 29/07/2014)
 (MODEL:ZR30_08 , MODEL:ZT30_08) + EAPPR:IEC + FREQ:60HZ + HAT:N + MOVOL:460V



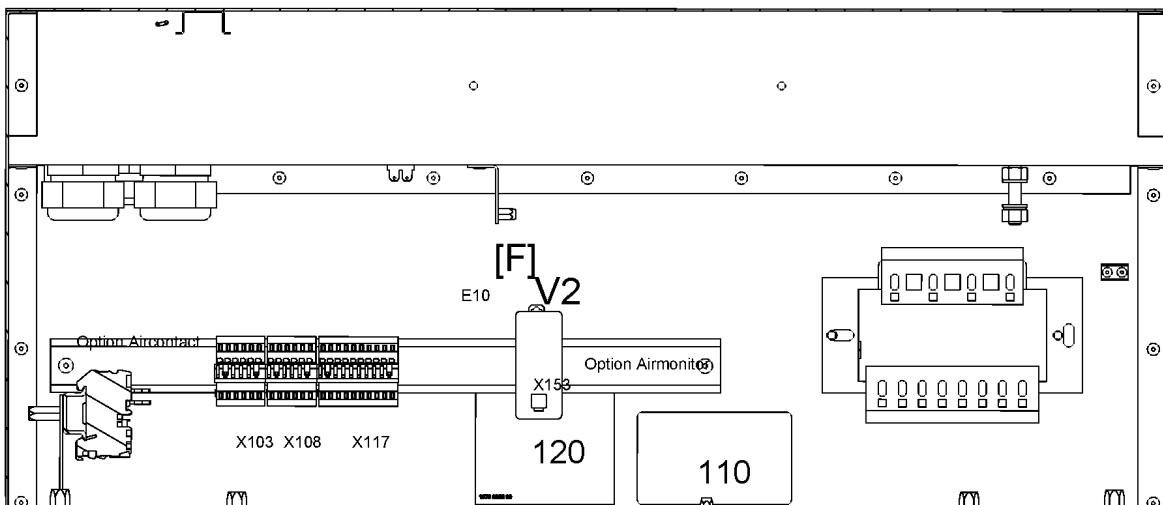
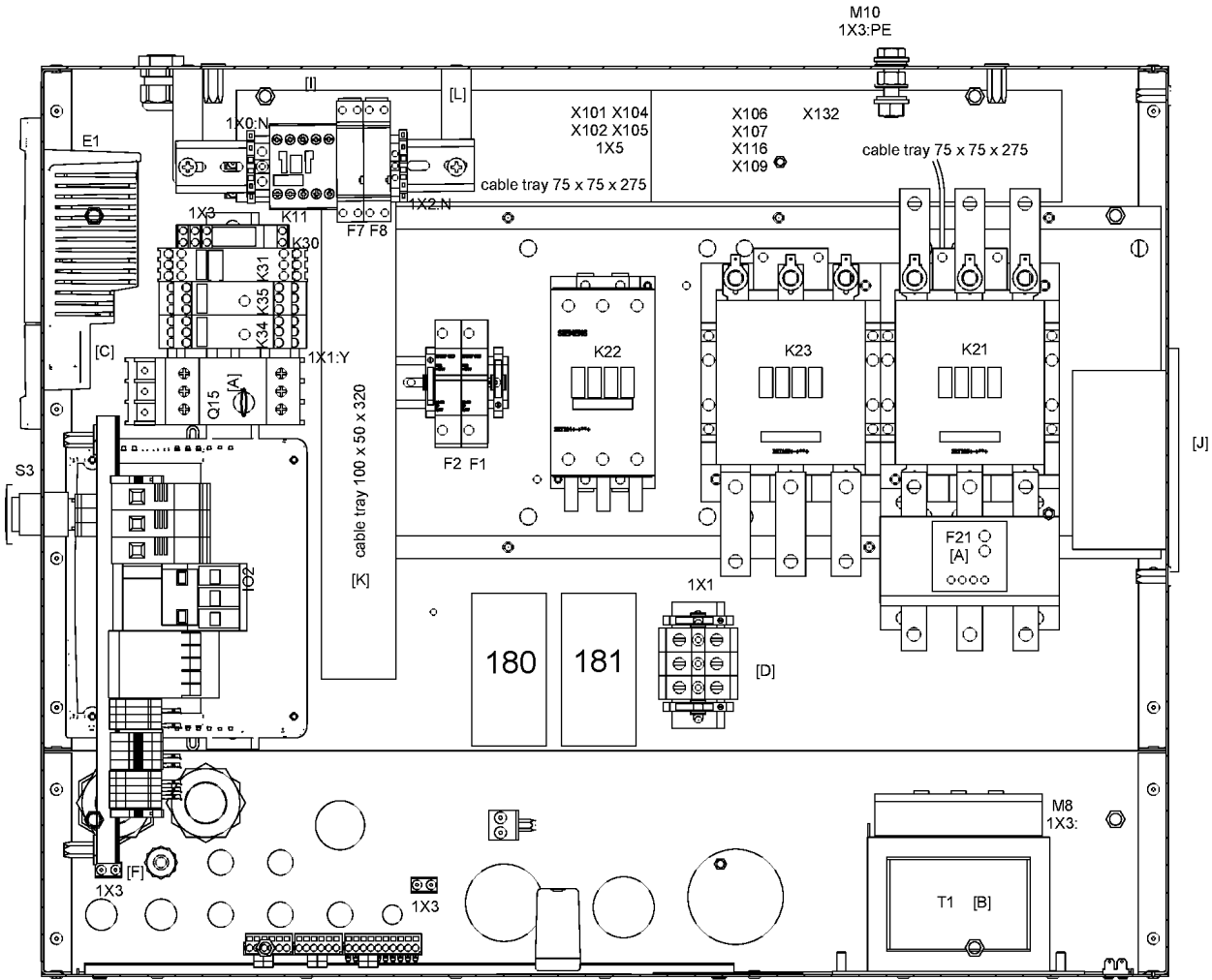
30.15 - Cubicle - IEC 460V ZR30/ZT30 (... - 29/07/2014)

(MODEL:ZR30_08 , MODEL:ZT30_08) + EAPPR:IEC + FREQ:60HZ + HAT:N + MOVOL:460V

Ref	Part Number	Qty	Name	Validity	EL	R.
	1089 9416 93	1	3PH TERMINAL BLOCK		K21	
	1089 9424 40	1	OVERLOAD RELAY		F21	
	1900 2803 00	0	DRAWING			
	1089 0612 01	2	FUSE HOLDER		F1-F2	
	1089 0612 24	2	FUSE		F1-F2	
	1089 9514 44	1	TRANSFORMER		T1	
	1089 0577 58	1	END RETAINER			
	1079 9925 69	1	LABEL		120	
	1622 7302 00	1	DATA-LABEL		110	

Legend:EAPPR:IEC - Electrical approval:IEC
MODEL:ZR30_08 - Model:ZR 30FREQ:60HZ - Frequency:60 Hz
MODEL:ZT30_08 - Model:ZT 30HAT:N - High ambient temperature version:reduced ambient
condition (Increased FAD) - max 46° / 115°F
MOVOL:460V - Supply voltage:460 V

30.16 - Cubicle - IEC 460V ZR30/ZT30 (30/07/2014 - ...)
 (MODEL:ZR30_08 , MODEL:ZT30_08) + EAPPR:IEC + FREQ:60HZ + HAT:N + MOVOL:460V



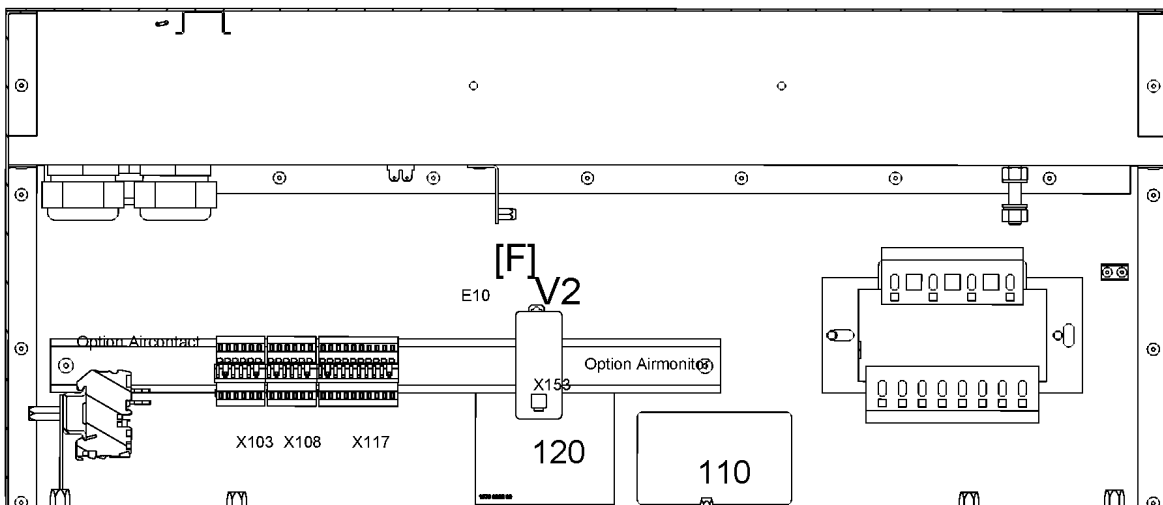
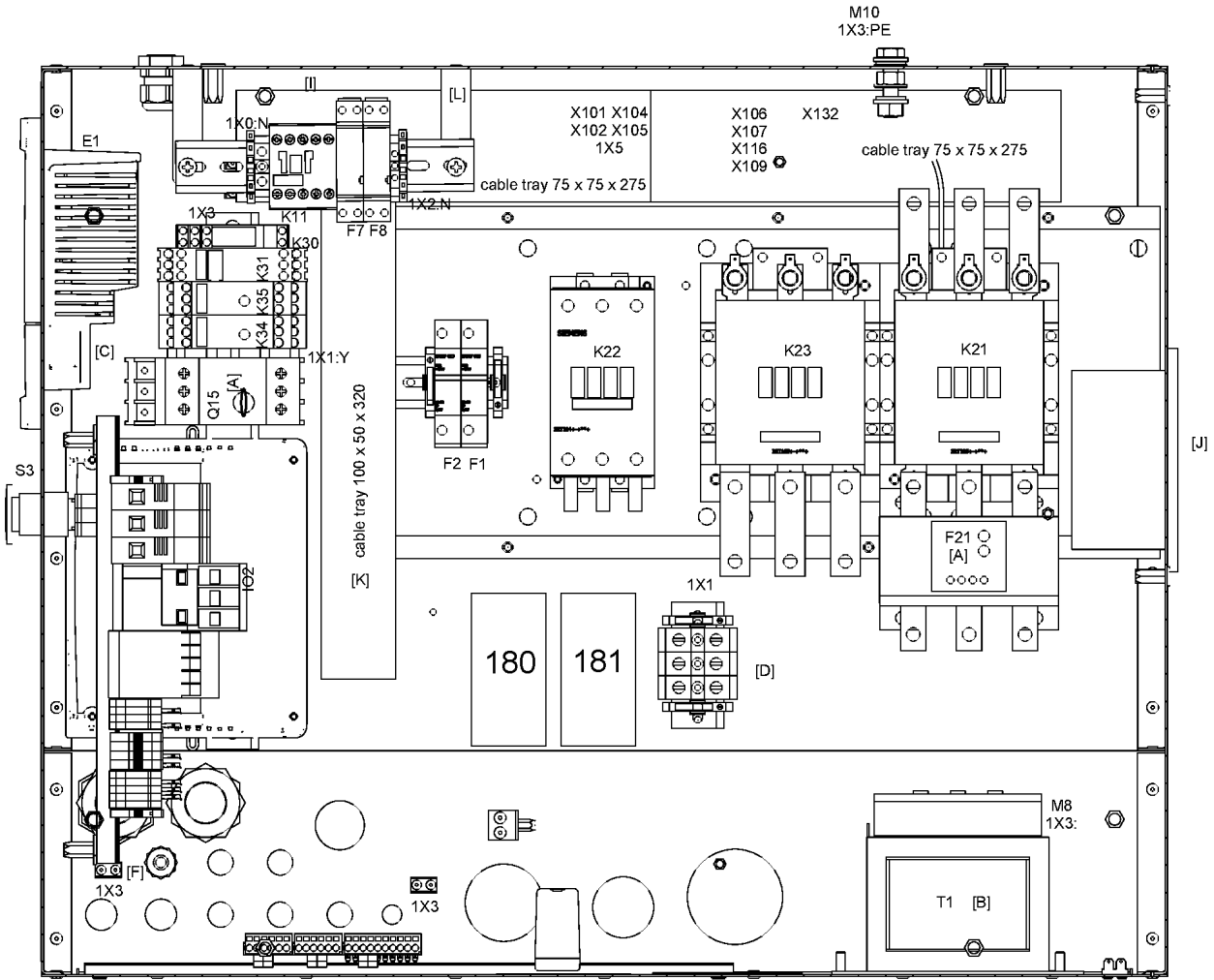
30.16 - Cubicle - IEC 460V ZR30/ZT30 (30/07/2014 - ...)

(MODEL:ZR30_08 , MODEL:ZT30_08) + EAPPR:IEC + FREQ:60HZ + HAT:N + MOVOL:460V

Ref	Part Number	Qty	Name	Validity	EL	R.
	1900 2190 76	1	CUBICLE	(30/07/2014 - ...)		
	9820 3642 22	0	ASSEMBLY DRAWING			
	1622 8996 80	1	METAL SHEET ASSEMBLY			
	1622 8982 00	1	WIRE HARNESS			
	1088 1001 02	1	WARNING MARK			
	1088 0851 17	1	RACEWAY			L=320mm
	0697 9809 20	1	NUT			
	0697 9809 24	2	NUT			
	1088 0031 02	1	CONNECTOR FEMALE		X153	
	1088 0031 18	6	ADAPTOR			
	Electrical legend:	X103-X108-X117				
	1088 0031 22	1	CONNECTOR FEMALE		X107	
	1088 0031 24	1	CONNECTOR FEMALE		X137	
	1088 0031 32	1	CONNECTOR FEMALE		3X30	
	1088 0031 34	1	CONNECTOR FEMALE		3X32	
	1088 0031 43	1	CONNECTOR FEMALE		X132	
	1088 0031 46	1	CONNECTOR FEMALE		3X31	
	1088 0031 84	1	CONNECTOR MALE		X103	
	1088 0031 86	1	CONNECTOR MALE		X108	
	1088 0031 90	1	CONNECTOR MALE		X117	
	1088 0037 04	1	CONNECTOR FEMALE		X103	
	1088 0037 06	1	CONNECTOR FEMALE		X108	
	1088 0037 10	1	CONNECTOR FEMALE		X117	
	1088 0037 30	2	CONNECTOR FEMALE		X105-1X5	
	1088 0037 31	2	CONNECTOR FEMALE		X104-X116	
	1088 0037 32	1	CONNECTOR FEMALE		X102b	
	1088 0037 33	1	CONNECTOR FEMALE		X102a	
	1088 0037 33	1	CONNECTOR FEMALE		X109	
	1088 0037 81	1	CONNECTOR FEMALE		2X27	
	1088 0037 83	1	CONNECTOR FEMALE		3X33	
	1088 0851 16	2	RACEWAY			L=275mm
	1089 0577 58	2	END RETAINER			
	1089 0649 03	1	EMERGENCY STOP BUTTON		S3	
	1089 9337 13	2	CONTACT BLOCK		S3	
	1089 9415 07	1	CONTACT BLOCK		K21	
	9820 3642 15	1	SERVICE DIAGRAM			
	0090 1400 02	1	MOUNTING RAIL			L=320mm
	0694 5285 12	9	ISOLATOR CAP FEMALE FASTON		K22-K23	
	0694 5900 06	6	FASTON FLAT 6.3X0.8		K22-K23	
	1088 0004 20	3	DOUBLE FASTON 6.3X0.8		K23	
	1088 0031 64	1	CONNECTOR MALE		X102b	
	1088 0031 65	1	CONNECTOR MALE		X102a	
	1089 0577 58	1	END RETAINER			
	1089 9415 09	1	CONTACT BLOCK		K22	
	1089 9415 34	1	CONTACTOR		K22	
	1089 9415 35	2	CONTACTOR		K21-K23	
	1089 9415 55	1	CONTACT BLOCK		K21	
	1089 9415 56	1	CONTACT BLOCK		K23	
	1089 9416 93	1	3PH TERMINAL BLOCK		K21	
	1089 9424 39	1	OVERLOAD RELAY		F21	

Legend:EAPPR:IEC - Electrical approval:IEC
MODEL:ZR30_08 - Model:ZR 30FREQ:60HZ - Frequency:60 Hz
MODEL:ZT30_08 - Model:ZT 30HAT:N - High ambient temperature version:reduced ambient
condition (Increased FAD) - max 46° / 115°F
MOVOL:460V - Supply voltage:460 V

30.16 - Cubicle - IEC 460V ZR30/ZT30 (30/07/2014 - ...)
 (MODEL:ZR30_08 , MODEL:ZT30_08) + EAPPR:IEC + FREQ:60HZ + HAT:N + MOVOL:460V



30.16 - Cubicle - IEC 460V ZR30/ZT30 (30/07/2014 - ...)
 (MODEL:ZR30_08 , MODEL:ZT30_08) + EAPPR:IEC + FREQ:60HZ + HAT:N + MOVOL:460V



Ref	Part Number	Qty	Name	Validity	EL	R.
	1900 2803 00	0	DRAWING			
	1089 0612 01	2	FUSE HOLDER		F1-F2	
	1089 0612 24	2	FUSE		F1-F2	
	1089 9514 44	1	TRANSFORMER		T1	
	1089 0577 58	1	END RETAINER			
	1079 9925 69	1	LABEL		120	
	1622 7302 00	1	DATA-LABEL		110	

Legend:

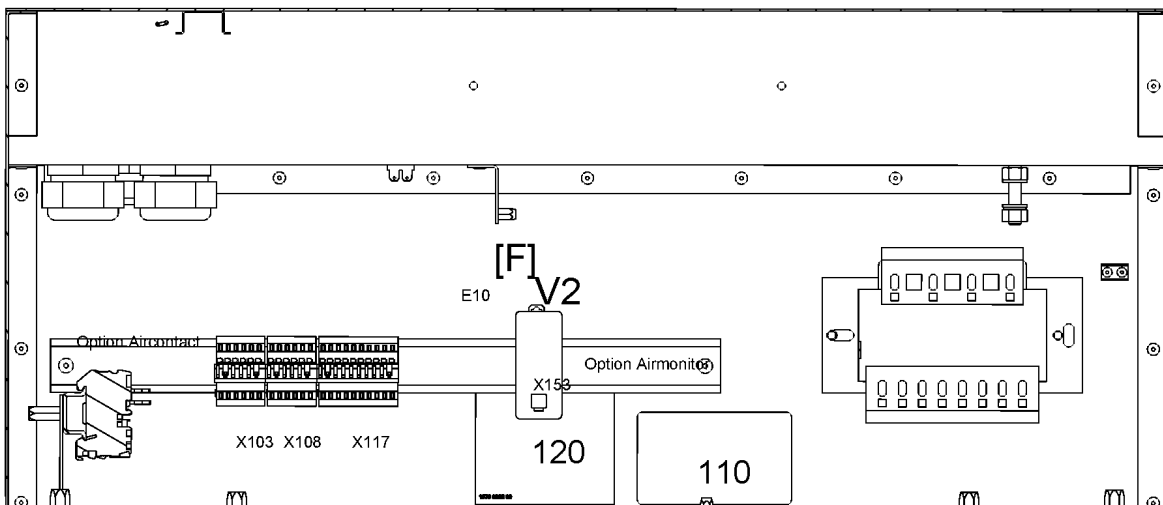
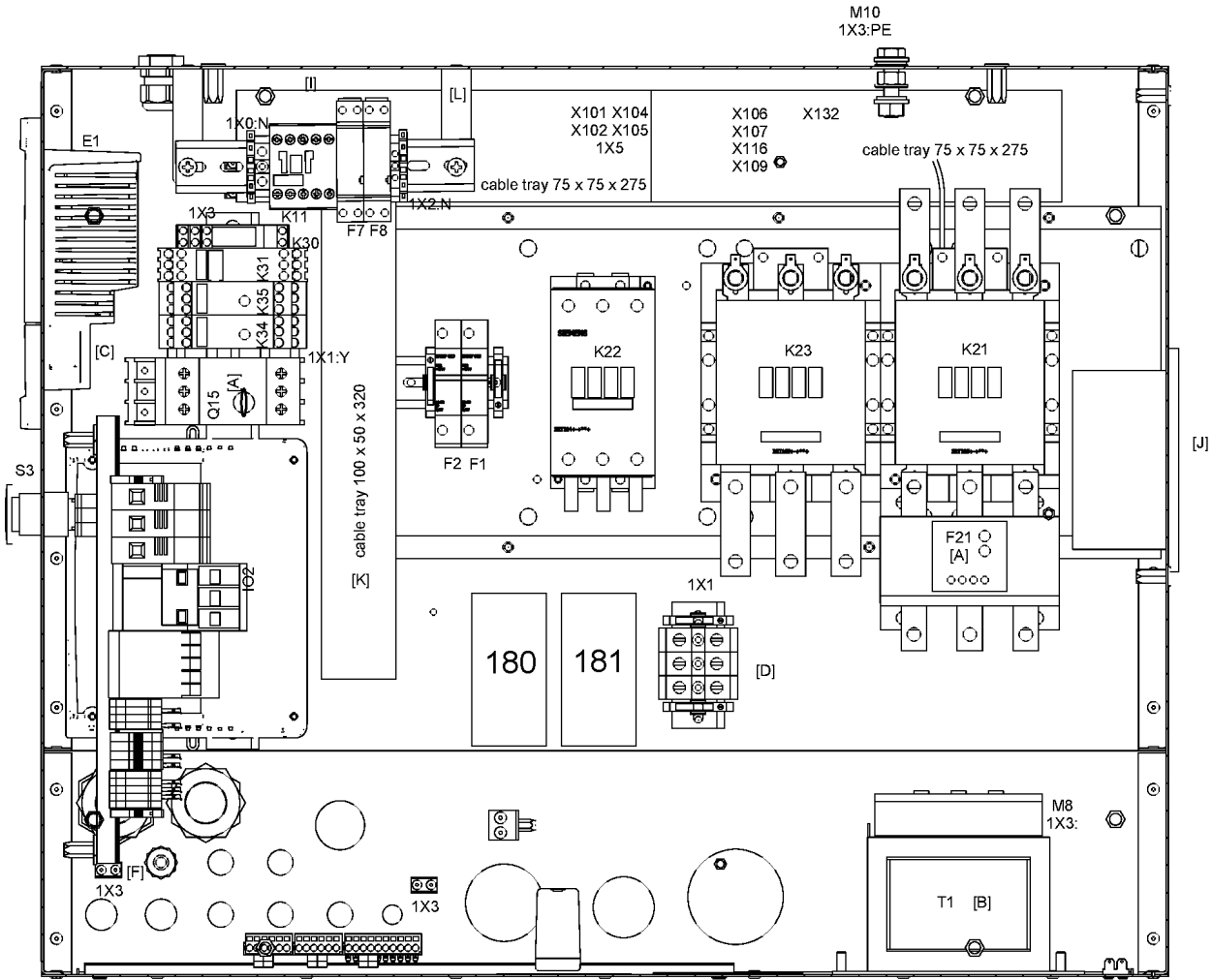
EAPPR:IEC - Electrical approval:IEC
 MODEL:ZR30_08 - Model:ZR 30

FREQ:60HZ - Frequency:60 Hz
 MODEL:ZT30_08 - Model:ZT 30

HAT:N - High ambient temperature version:reduced ambient
 condition (Increased FAD) - max 46° / 115°F
 MOVOL:460V - Supply voltage:460 V

30.17 - Cubicle - IEC 460V/500V ZR37/ZT37

(FREQ:50HZ + MOVOL:500V , FREQ:60HZ + MOVOL:460V) + (MODEL:ZR37_08 , MODEL:ZT37_08) + EAPPR:IEC + HAT:N



30.17 - Cubicle - IEC 460V/500V ZR37/ZT37

(FREQ:50HZ + MOVOL:500V , FREQ:60HZ + MOVOL:460V) + (MODEL:ZR37_08 , MODEL:ZT37_08) + EAPPR:IEC + HAT:N

Ref	Part Number	Qty	Name	Validity	EL	R.
	1900 2190 09	1	CUBICLE	(30/07/2009 - ...)		
	9820 3642 02	1	SERVICE DIAGRAM			
	9820 3642 22	0	ASSEMBLY DRAWING			
	1622 8996 80	1	METAL SHEET ASSEMBLY			
	1622 8982 00	1	WIRE HARNESS			
	1088 1001 02	1	WARNING MARK			
	1088 0851 17	1	RACEWAY			L=320mm
	0697 9809 20	1	NUT			
	0697 9809 24	2	NUT			
	1088 0015 02	1	CONNECTOR MALE		X101	
	1088 0015 36	2	CONNECTOR SOCKET		X101	
	1088 0031 18	6	ADAPTOR			
	Electrical legend:	X103-X108-X117				
	1088 0031 22	2	CONNECTOR FEMALE		X106-X107	
	1088 0031 32	1	CONNECTOR FEMALE		3X30	
	1088 0031 34	1	CONNECTOR FEMALE		3X32	
	1088 0031 43	1	CONNECTOR FEMALE		X132	
	1088 0031 82	1	CONNECTOR MALE		X106	
	1088 0031 84	1	CONNECTOR MALE		X103	
	1088 0031 86	1	CONNECTOR MALE		X108	
	1088 0031 90	1	CONNECTOR MALE		X117	
	1088 0037 04	1	CONNECTOR FEMALE		X103	
	1088 0037 06	1	CONNECTOR FEMALE		X108	
	1088 0037 10	1	CONNECTOR FEMALE		X117	
	1088 0037 30	2	CONNECTOR FEMALE		X105-1X5	
	1088 0037 31	2	CONNECTOR FEMALE		X104-X116	
	1088 0037 33	1	CONNECTOR FEMALE		X109	
	1088 0037 62	1	CONNECTOR COMBI		X105	
	1088 0037 81	1	CONNECTOR FEMALE		2X27	
	1088 0037 83	1	CONNECTOR FEMALE		3X33	
	1088 0851 16	2	RACEWAY			L=275mm
	1089 0649 03	1	EMERGENCY STOP BUTTON		S3	
	1089 0577 58	2	END RETAINER			
	1089 0700 02	1	CONNECTOR MALE		X102	
	1089 0700 04	8	CONNECTOR SOCKET		X102	
	1089 9337 13	2	CONTACT BLOCK		S3	
	1089 9415 07	1	CONTACT BLOCK		K21	
	1088 0031 02	1	FEM. CONNECTOR		X153	
	0090 1400 02	1	MOUNTING RAIL			L=320mm
	0694 5285 12	9	ISOLATOR CAP FEMALE FASTON		K22-K23	
	0694 5900 06	6	FASTON FLAT		K22-K23	
	1088 0004 20	3	DOUBLE FASTON		K23	
	1089 0577 58	1	END RETAINER			
	1089 0700 01	1	CONNECTOR FEMALE		X102	
	1089 0700 03	8	CONNECTOR PIN		X102	
	1089 9415 09	1	CONTACT BLOCK		K22	
	1089 9415 34	1	CONTACTOR		K22	
	1089 9415 36	2	CONTACTOR		K21-K23	
	1089 9415 55	1	CONTACT BLOCK		K21	

Legend:

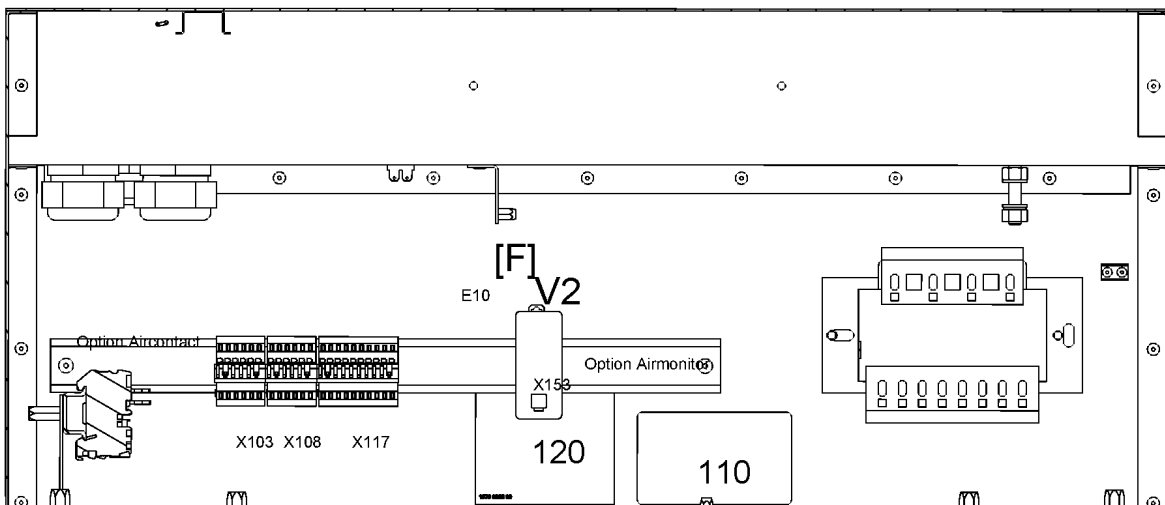
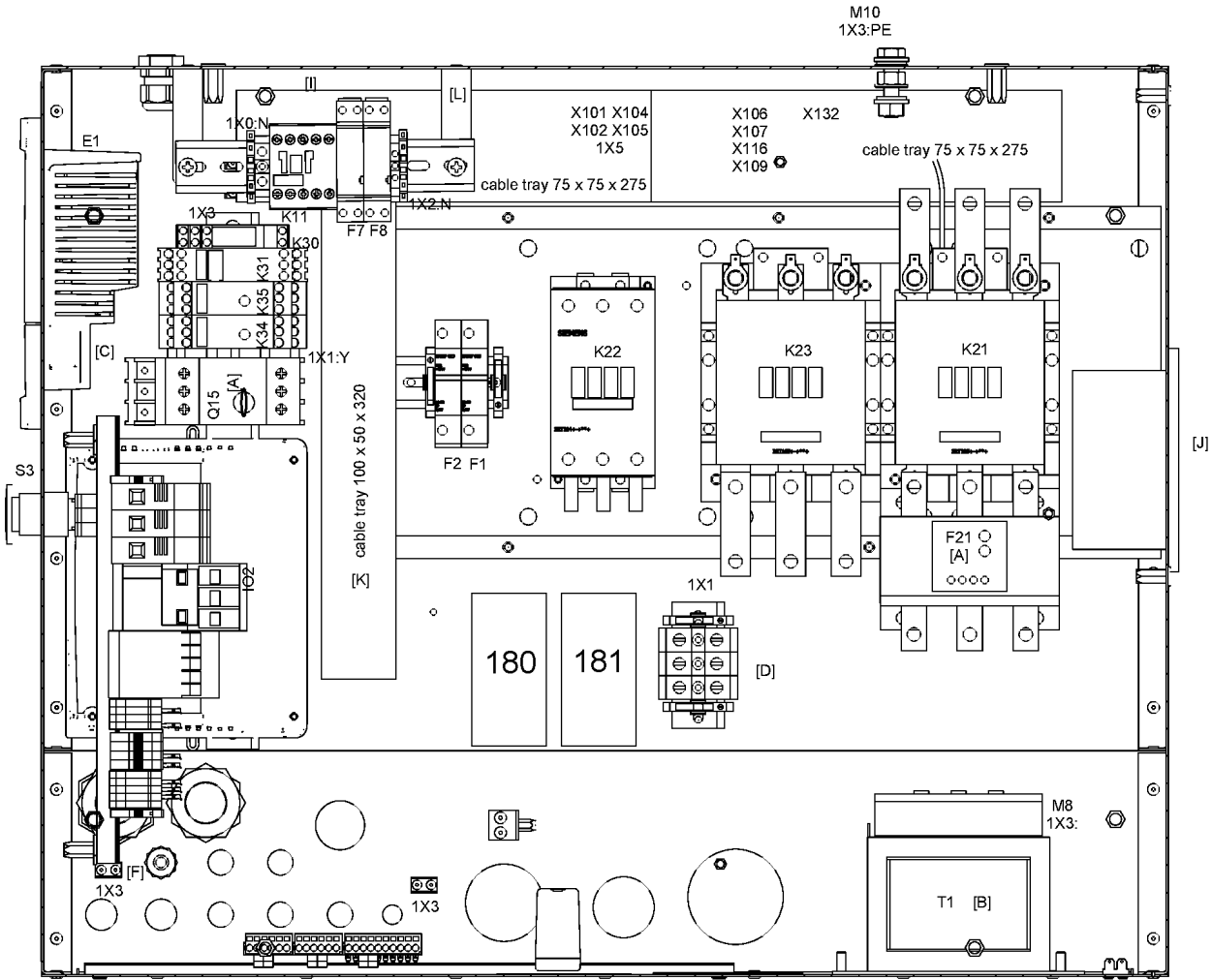
EAPPR:IEC - Electrical approval:IEC
HAT:N - High ambient temperature version:reduced ambient
condition (Increased FAD) - max 46° / 115°F
MOVOL:460V - Supply voltage:460 V

FREQ:50HZ - Frequency:50 Hz
MODEL:ZR37_08 - Model:ZR 37
MOVOL:500V - Supply voltage:500 V

FREQ:60HZ - Frequency:60 Hz
MODEL:ZT37_08 - Model:ZT 37

30.17 - Cubicle - IEC 460V/500V ZR37/ZT37

(FREQ:50HZ + MOVOL:500V , FREQ:60HZ + MOVOL:460V) + (MODEL:ZR37_08 , MODEL:ZT37_08) + EAPPR:IEC + HAT:N



30.17 - Cubicle - IEC 460V/500V ZR37/ZT37

(FREQ:50HZ + MOVOL:500V , FREQ:60HZ + MOVOL:460V) + (MODEL:ZR37_08 , MODEL:ZT37_08) + EAPPR:IEC + HAT:N

Ref	Part Number	Qty	Name	Validity	EL	R.
	1089 9415 56	1	CONTACT BLOCK		K23	
	1089 9416 93	1	3PH TERMINAL BLOCK		K21	
	1089 9424 40	1	OVERLOAD RELAY		F21	
	1900 2803 00	0	DRAWING			
	1089 0612 01	2	FUSE HOLDER		F1-F2	
	1089 0612 24	2	FUSE		F1-F2	
	1089 9514 44	1	TRANSFORMER		T1	
	1089 0577 58	1	END RETAINER			
	1079 9925 69	1	LABEL		120	
	1622 7302 00	1	DATA-LABEL		110	

Legend:

EAPPR:IEC - Electrical approval:IEC

HAT:N - High ambient temperature version:reduced ambient

condition (Increased FAD) - max 46° / 115°F

MOVOL:460V - Supply voltage:460 V

FREQ:50HZ - Frequency:50 Hz

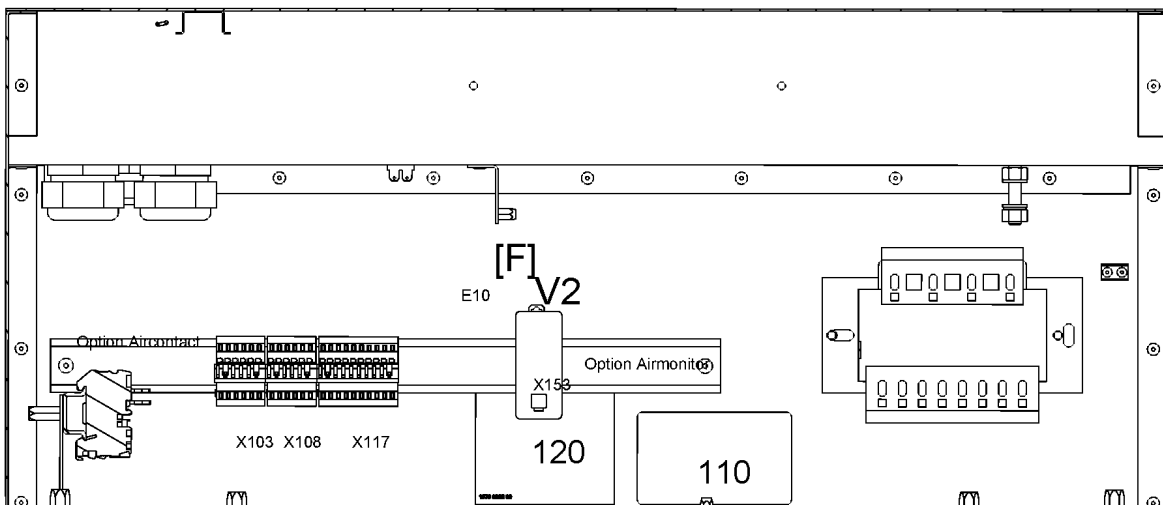
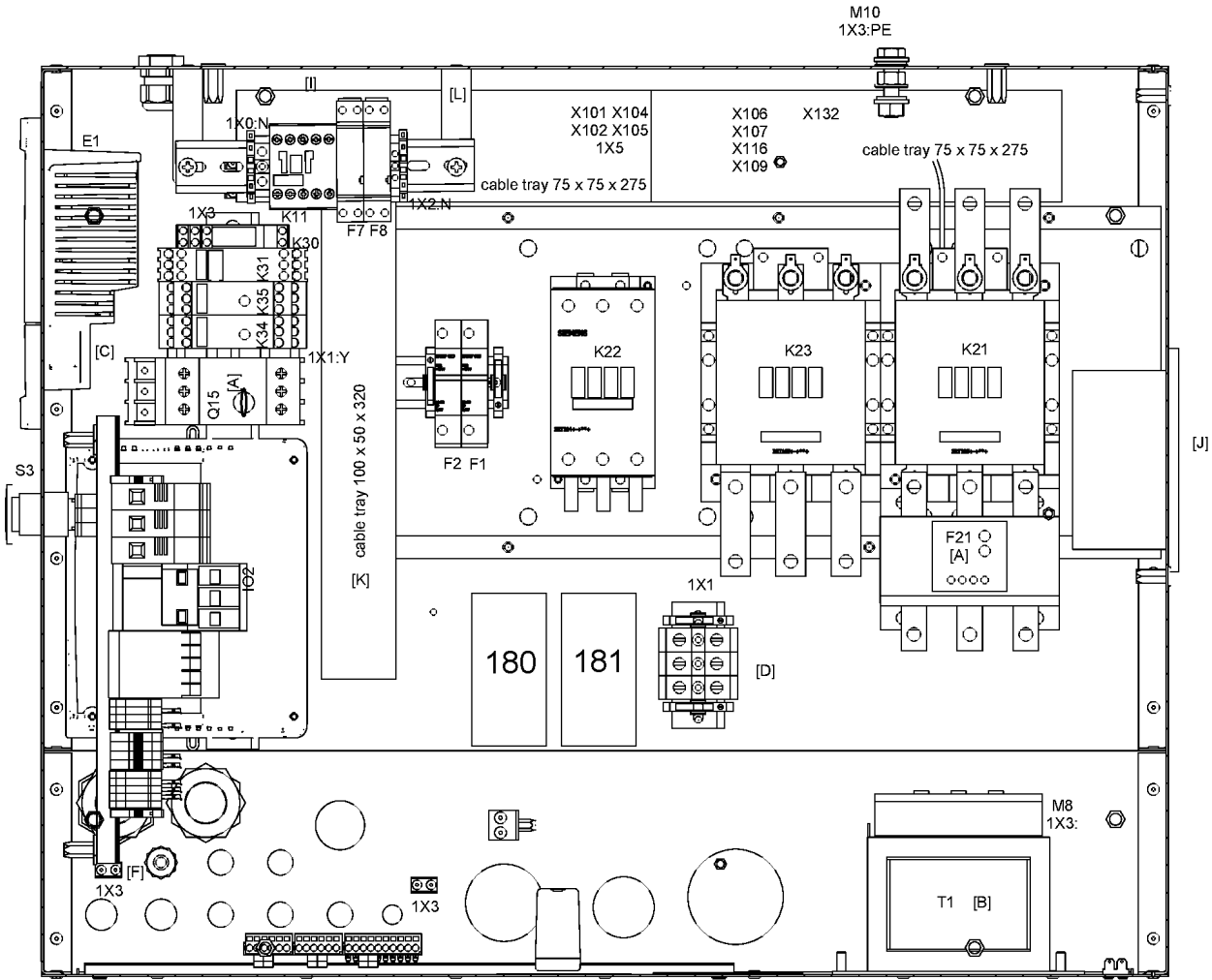
MODEL:ZR37_08 - Model:ZR 37

MOVOL:500V - Supply voltage:500 V

FREQ:60HZ - Frequency:60 Hz

MODEL:ZT37_08 - Model:ZT 37

30.18 - Cubicle - IEC 500V ZR30/ZT30 (... - 29/07/2014)
 (MODEL:ZR30_08 , MODEL:ZT30_08) + EAPPR:IEC + FREQ:50HZ + HAT:N + MOVOL:500V



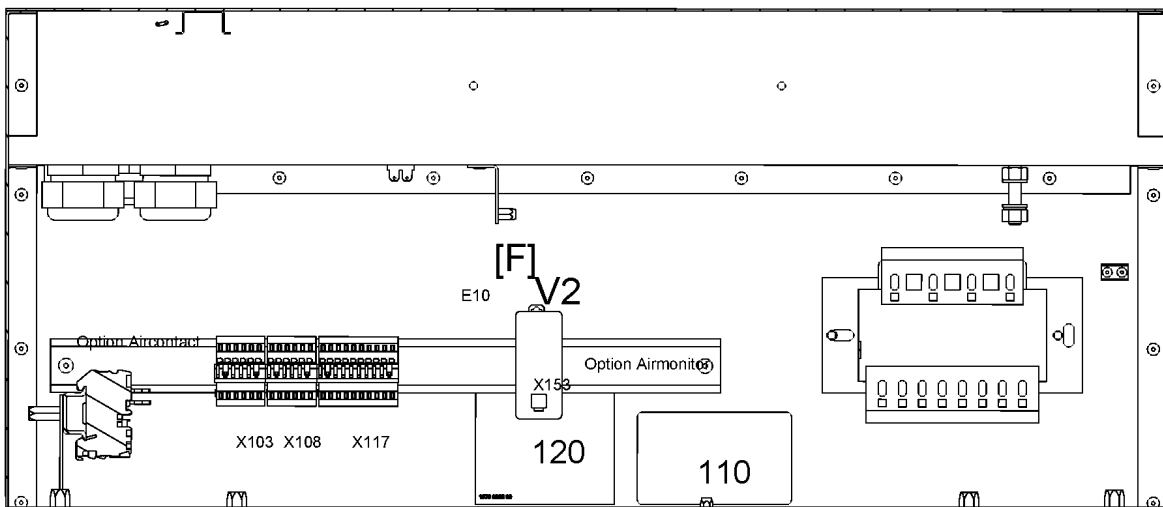
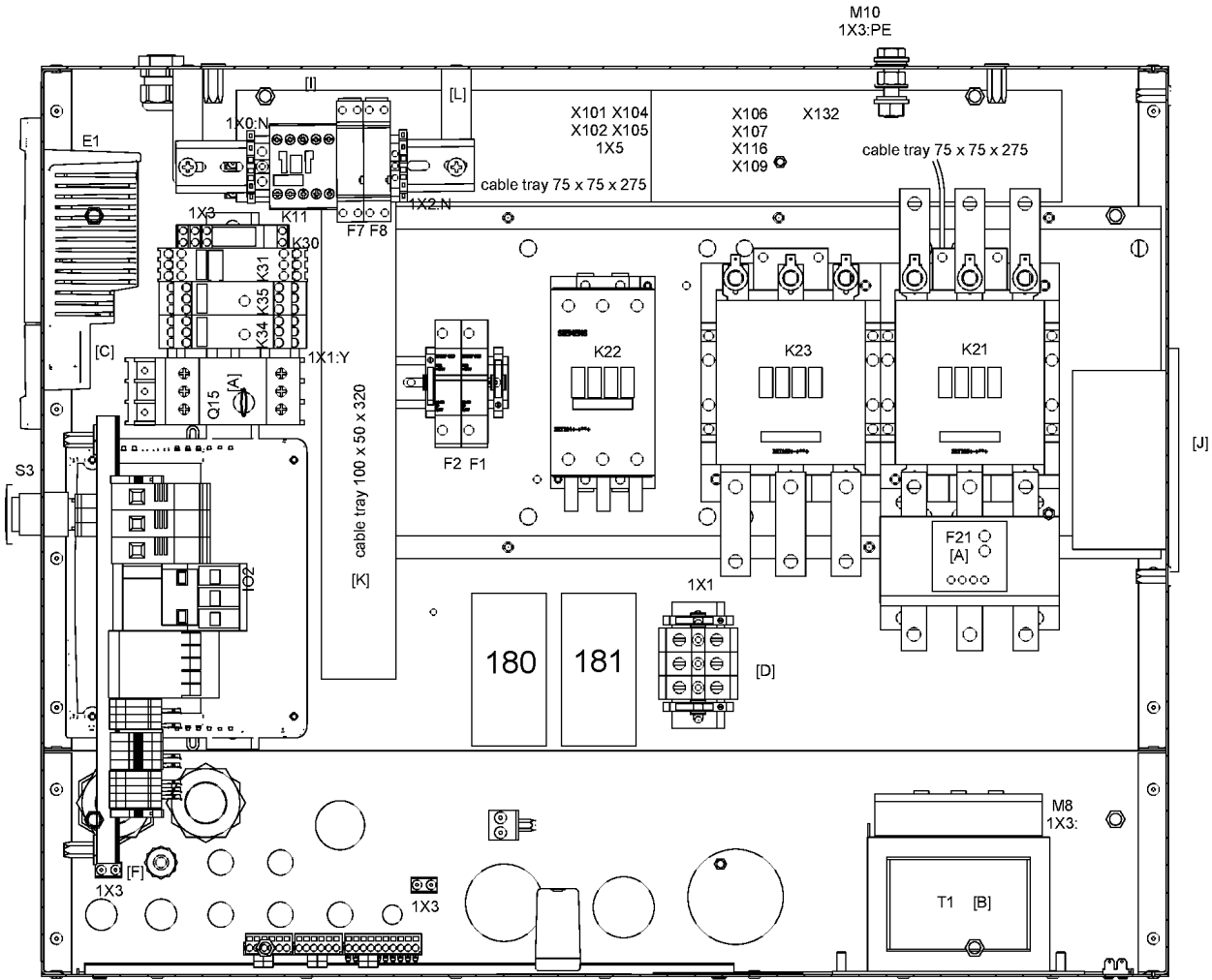
30.18 - Cubicle - IEC 500V ZR30/ZT30 (... - 29/07/2014)

(MODEL:ZR30_08 , MODEL:ZT30_08) + EAPPR:IEC + FREQ:50HZ + HAT:N + MOVOL:500V

Ref	Part Number	Qty	Name	Validity	EL	R.
	1900 2190 08	1	CUBICLE	(30/07/2009 - 29/07/2014)		
	9820 3642 02	1	SERVICE DIAGRAM			
	9820 3642 22	0	ASSEMBLY DRAWING			
	1622 8996 80	1	METAL SHEET ASSEMBLY			
	1622 8982 00	1	WIRE HARNESS			
	1088 1001 02	1	WARNING MARK			
	1088 0851 17	1	RACEWAY			L=320mm
	0697 9809 20	1	NUT			
	0697 9809 24	2	NUT			
	1088 0015 02	1	CONNECTOR MALE		X101	
	1088 0015 36	2	CONNECTOR SOCKET		X101	
	1088 0031 18	6	ADAPTOR			
	Electrical legend:	X103-X108-X117				
	1088 0031 22	2	CONNECTOR FEMALE		X106-X107	
	1088 0031 32	1	CONNECTOR FEMALE		3X30	
	1088 0031 34	1	CONNECTOR FEMALE		3X32	
	1088 0031 43	1	CONNECTOR FEMALE		X132	
	1088 0031 82	1	CONNECTOR MALE		X106	
	1088 0031 84	1	CONNECTOR MALE		X103	
	1088 0031 86	1	CONNECTOR MALE		X108	
	1088 0031 90	1	CONNECTOR MALE		X117	
	1088 0037 04	1	CONNECTOR FEMALE		X103	
	1088 0037 06	1	CONNECTOR FEMALE		X108	
	1088 0037 10	1	CONNECTOR FEMALE		X117	
	1088 0037 30	2	CONNECTOR FEMALE		X105-1X5	
	1088 0037 31	2	CONNECTOR FEMALE		X104-X116	
	1088 0037 33	1	CONNECTOR FEMALE		X109	
	1088 0037 62	1	CONNECTOR COMBI		X105	
	1088 0037 81	1	CONNECTOR FEMALE		2X27	
	1088 0037 83	1	CONNECTOR FEMALE		3X33	
	1088 0851 16	2	RACEWAY			L=275mm
	1089 0649 03	1	EMERGENCY STOP BUTTON		S3	
	1089 0577 58	2	END RETAINER			
	1089 0700 02	1	CONNECTOR MALE		X102	
	1089 0700 04	8	CONNECTOR SOCKET		X102	
	1089 9337 13	2	CONTACT BLOCK		S3	
	1089 9415 07	1	CONTACT BLOCK		K21	
	1088 0031 02	1	FEM. CONNECTOR		X153	
	0090 1400 02	1	MOUNTING RAIL			L=320mm
	0694 5285 12	9	ISOLATOR CAP FEMALE FASTON 6,3X0,8		K22-K23	
	0694 5900 06	6	FASTON FLAT 6.3X0.8		K22-K23	
	1088 0004 20	3	DOUBLE FASTON 6.3X0.8		K23	
	1089 0577 58	1	END RETAINER			
	1089 0700 01	1	CONNECTOR FEMALE		X102	
	1089 0700 03	8	CONNECTOR PIN		X102	
	1089 9415 09	1	CONTACT BLOCK		K22	
	1089 9415 34	3	CONTACTOR		K21-K22-K23	
	1089 9415 55	1	CONTACT BLOCK		K21	
	1089 9415 56	1	CONTACT BLOCK		K23	
	1089 9416 93	1	3PH TERMINAL BLOCK		K21	

Legend:EAPPR:IEC - Electrical approval:IEC
MODEL:ZR30_08 - Model:ZR 30FREQ:50HZ - Frequency:50 Hz
MODEL:ZT30_08 - Model:ZT 30HAT:N - High ambient temperature version:reduced ambient
condition (Increased FAD) - max 46° / 115°F
MOVOL:500V - Supply voltage:500 V

30.18 - Cubicle - IEC 500V ZR30/ZT30 (... - 29/07/2014)
 (MODEL:ZR30_08 , MODEL:ZT30_08) + EAPPR:IEC + FREQ:50HZ + HAT:N + MOVOL:500V



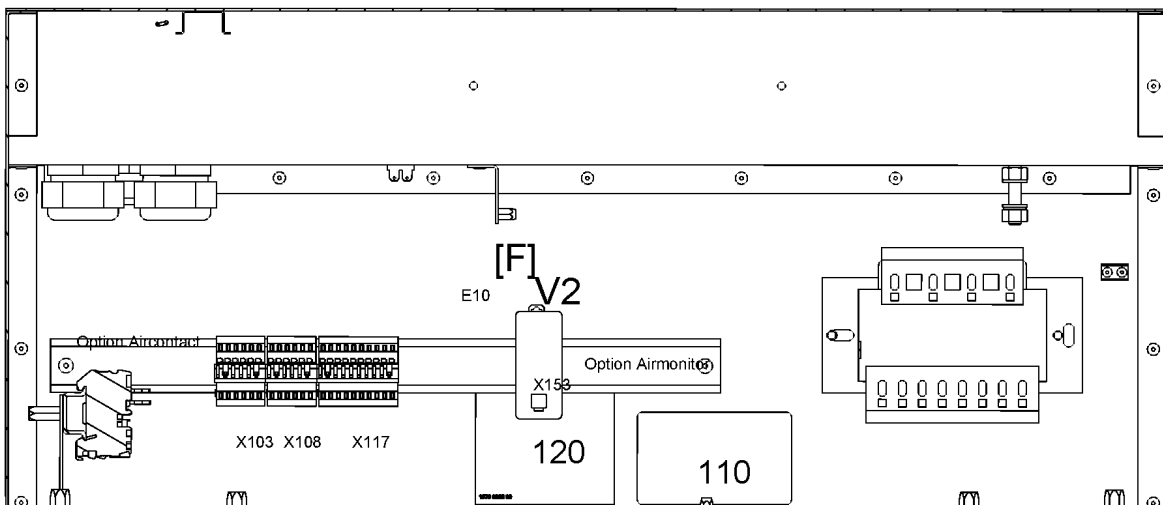
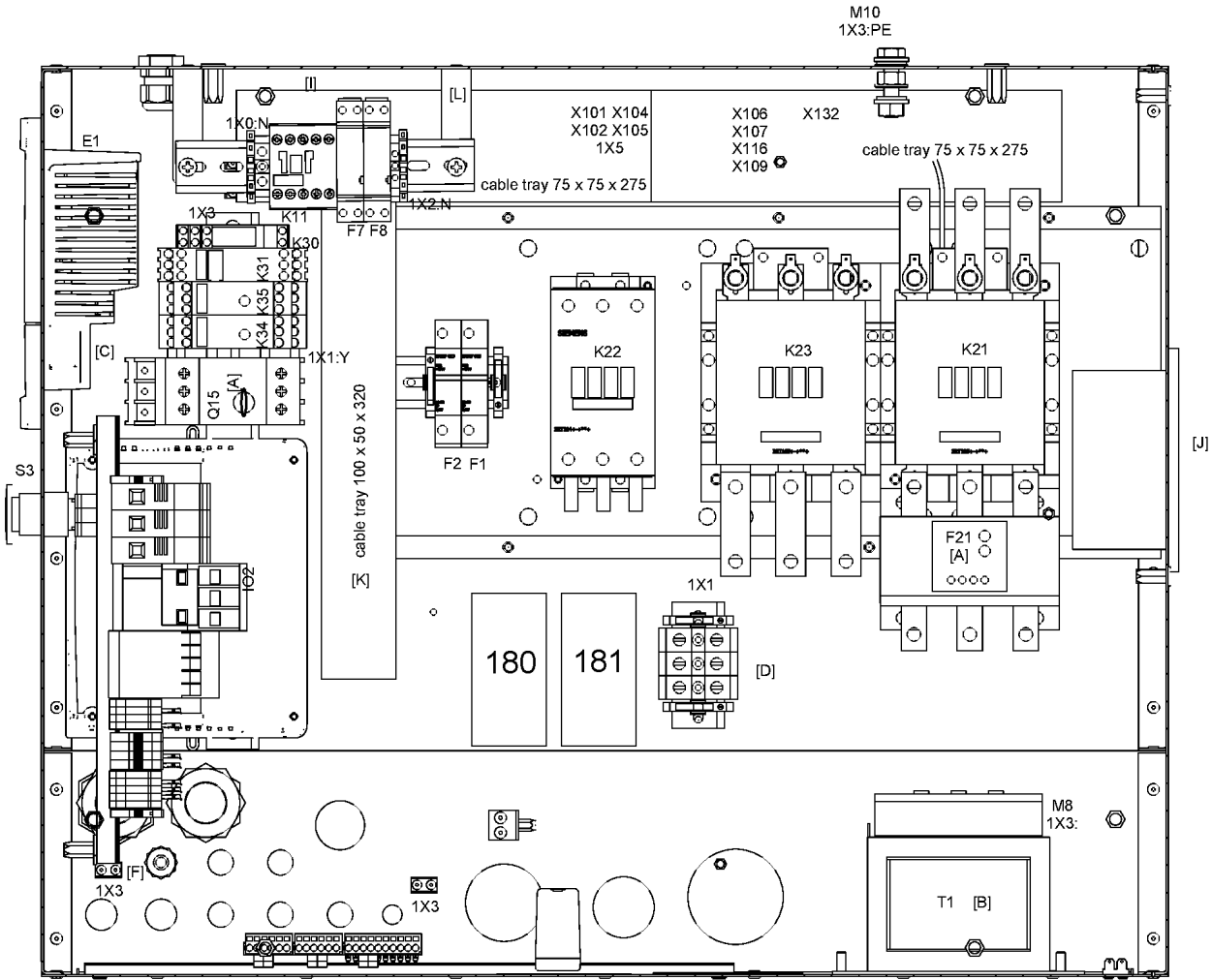
30.18 - Cubicle - IEC 500V ZR30/ZT30 (... - 29/07/2014)

(MODEL:ZR30_08 , MODEL:ZT30_08) + EAPPR:IEC + FREQ:50HZ + HAT:N + MOVOL:500V

Ref	Part Number	Qty	Name	Validity	EL	R.
	1089 9424 39	1	OVERLOAD RELAY		F21	
	1900 2803 00	0	DRAWING			
	1089 0612 01	2	FUSE HOLDER		F1-F2	
	1089 0612 24	2	FUSE		F1-F2	
	1089 9514 44	1	TRANSFORMER		T1	
	1089 0577 58	1	END RETAINER			
	1079 9925 69	1	LABEL		120	
	1622 7302 00	1	DATA-LABEL		110	

Legend:EAPPR:IEC - Electrical approval:IEC
MODEL:ZR30_08 - Model:ZR 30FREQ:50HZ - Frequency:50 Hz
MODEL:ZT30_08 - Model:ZT 30HAT:N - High ambient temperature version:reduced ambient
condition (Increased FAD) - max 46° / 115°F
MOVOL:500V - Supply voltage:500 V

30.19 - Cubicle - IEC 500V ZR30/ZT30 (30/07/2014 - ...)
 (MODEL:ZR30_08 , MODEL:ZT30_08) + EAPPR:IEC + FREQ:50HZ + HAT:N + MOVOL:500V



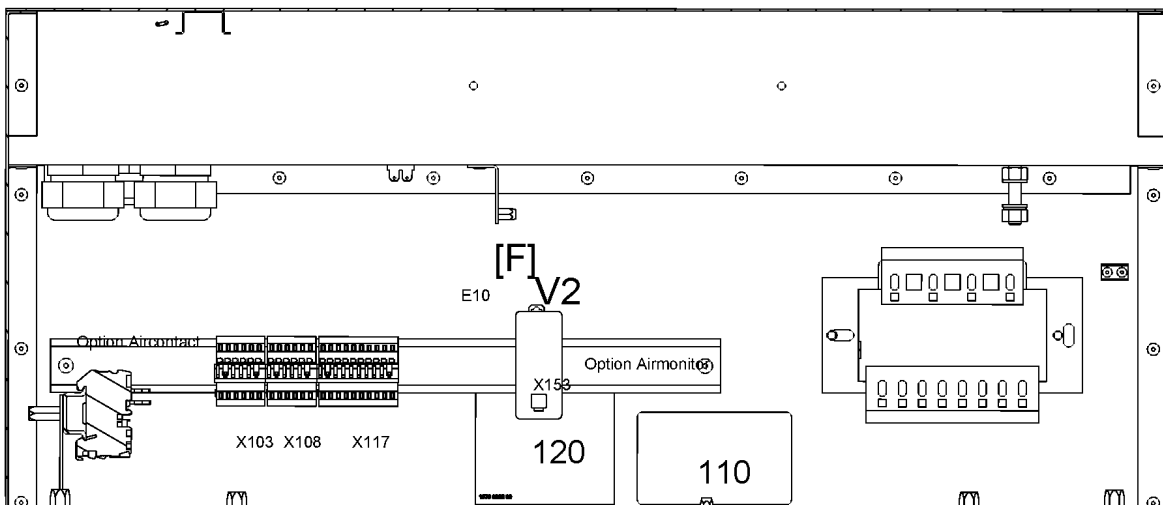
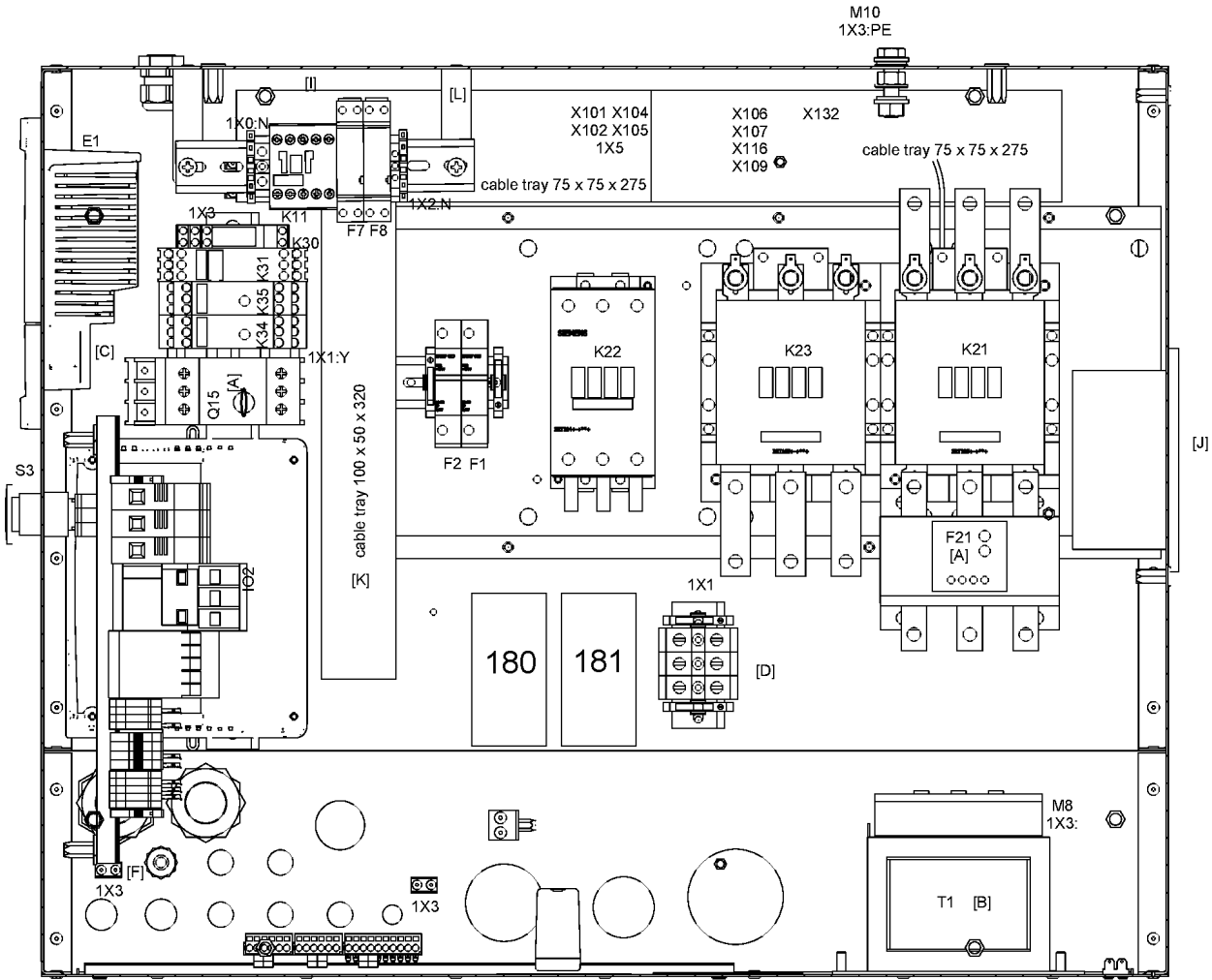
30.19 - Cubicle - IEC 500V ZR30/ZT30 (30/07/2014 - ...)

(MODEL:ZR30_08 , MODEL:ZT30_08) + EAPPR:IEC + FREQ:50HZ + HAT:N + MOVOL:500V

Ref	Part Number	Qty	Name	Validity	EL	R.
	1900 2190 76	1	CUBICLE	(30/07/2014 - ...)		
	9820 3642 22	0	ASSEMBLY DRAWING			
	1622 8996 80	1	METAL SHEET ASSEMBLY			
	1622 8982 00	1	WIRE HARNESS			
	1088 1001 02	1	WARNING MARK			
	1088 0851 17	1	RACEWAY			L=320mm
	0697 9809 20	1	NUT			
	0697 9809 24	2	NUT			
	1088 0031 02	1	CONNECTOR FEMALE		X153	
	1088 0031 18	6	ADAPTOR			
	Electrical legend:	X103-X108-X117				
	1088 0031 22	1	CONNECTOR FEMALE		X107	
	1088 0031 24	1	CONNECTOR FEMALE		X137	
	1088 0031 32	1	CONNECTOR FEMALE		3X30	
	1088 0031 34	1	CONNECTOR FEMALE		3X32	
	1088 0031 43	1	CONNECTOR FEMALE		X132	
	1088 0031 46	1	CONNECTOR FEMALE		3X31	
	1088 0031 84	1	CONNECTOR MALE		X103	
	1088 0031 86	1	CONNECTOR MALE		X108	
	1088 0031 90	1	CONNECTOR MALE		X117	
	1088 0037 04	1	CONNECTOR FEMALE		X103	
	1088 0037 06	1	CONNECTOR FEMALE		X108	
	1088 0037 10	1	CONNECTOR FEMALE		X117	
	1088 0037 30	2	CONNECTOR FEMALE		X105-1X5	
	1088 0037 31	2	CONNECTOR FEMALE		X104-X116	
	1088 0037 32	1	CONNECTOR FEMALE		X102b	
	1088 0037 33	1	CONNECTOR FEMALE		X102a	
	1088 0037 33	1	CONNECTOR FEMALE		X109	
	1088 0037 81	1	CONNECTOR FEMALE		2X27	
	1088 0037 83	1	CONNECTOR FEMALE		3X33	
	1088 0851 16	2	RACEWAY			L=275mm
	1089 0577 58	2	END RETAINER			
	1089 0649 03	1	EMERGENCY STOP BUTTON		S3	
	1089 9337 13	2	CONTACT BLOCK		S3	
	1089 9415 07	1	CONTACT BLOCK		K21	
	9820 3642 15	1	SERVICE DIAGRAM			
	0090 1400 02	1	MOUNTING RAIL			L=320mm
	0694 5285 12	9	ISOLATOR CAP FEMALE FASTON		K22-K23	
	0694 5900 06	6	FASTON FLAT 6.3X0.8		K22-K23	
	1088 0004 20	3	DOUBLE FASTON 6.3X0.8		K23	
	1088 0031 64	1	CONNECTOR MALE		X102b	
	1088 0031 65	1	CONNECTOR MALE		X102a	
	1089 0577 58	1	END RETAINER			
	1089 9415 09	1	CONTACT BLOCK		K22	
	1089 9415 34	1	CONTACTOR		K22	
	1089 9415 35	2	CONTACTOR		K21-K23	
	1089 9415 55	1	CONTACT BLOCK		K21	
	1089 9415 56	1	CONTACT BLOCK		K23	
	1089 9416 93	1	3PH TERMINAL BLOCK		K21	
	1089 9424 39	1	OVERLOAD RELAY		F21	

Legend:EAPPR:IEC - Electrical approval:IEC
MODEL:ZR30_08 - Model:ZR 30FREQ:50HZ - Frequency:50 Hz
MODEL:ZT30_08 - Model:ZT 30HAT:N - High ambient temperature version:reduced ambient
condition (Increased FAD) - max 46° / 115°F
MOVOL:500V - Supply voltage:500 V

30.19 - Cubicle - IEC 500V ZR30/ZT30 (30/07/2014 - ...)
 (MODEL:ZR30_08 , MODEL:ZT30_08) + EAPPR:IEC + FREQ:50HZ + HAT:N + MOVOL:500V



30.19 - Cubicle - IEC 500V ZR30/ZT30 (30/07/2014 - ...)
 (MODEL:ZR30_08 , MODEL:ZT30_08) + EAPPR:IEC + FREQ:50HZ + HAT:N + MOVOL:500V



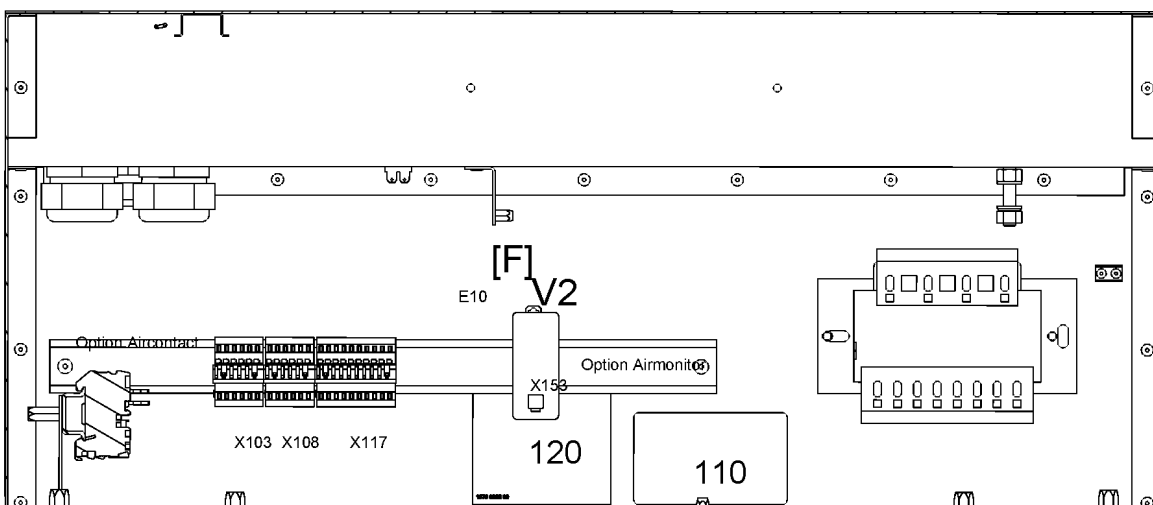
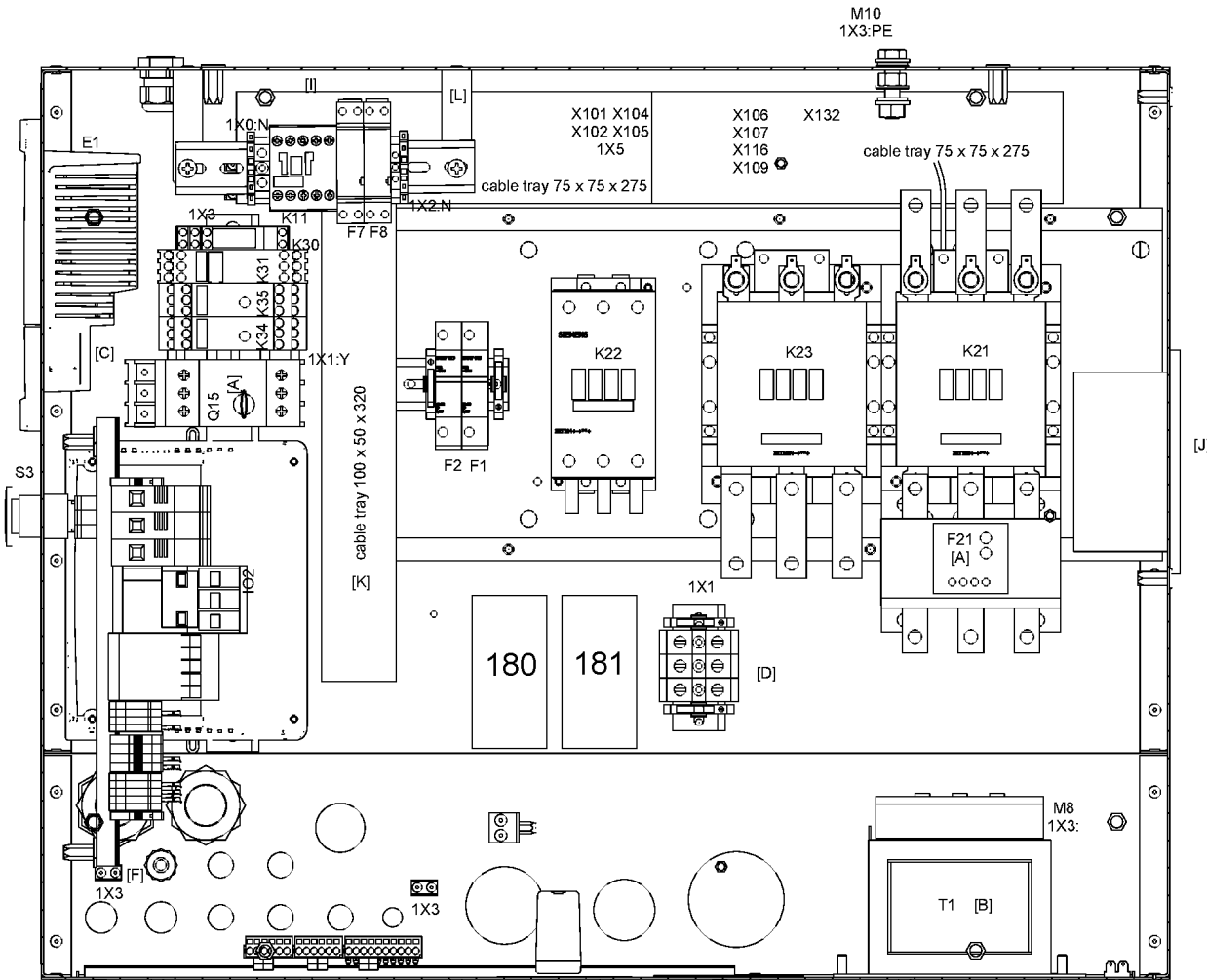
Ref	Part Number	Qty	Name	Validity	EL	R.
	1900 2803 00	0	DRAWING			
	1089 0612 01	2	FUSE HOLDER		F1-F2	
	1089 0612 24	2	FUSE		F1-F2	
	1089 9514 44	1	TRANSFORMER		T1	
	1089 0577 58	1	END RETAINER			
	1079 9925 69	1	LABEL		120	
	1622 7302 00	1	DATA-LABEL		110	

Legend:

EAPPR:IEC - Electrical approval:IEC
 MODEL:ZR30_08 - Model:ZR 30

FREQ:50HZ - Frequency:50 Hz
 MODEL:ZT30_08 - Model:ZT 30

HAT:N - High ambient temperature version:reduced ambient
 condition (Increased FAD) - max 46° / 115°F
 MOVOL:500V - Supply voltage:500 V



30.20 - Cubicle - ULcUL 230V (30/07/2009 - 29/07/2014)

EAPPR:ULCUL + FREQ:60HZ + HAT:N + MOVOL:230V

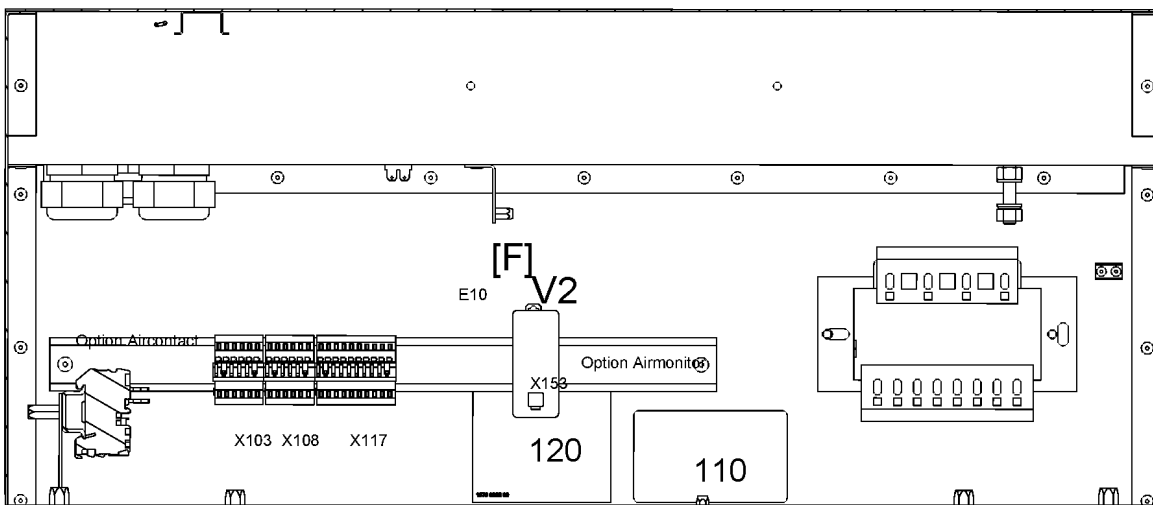
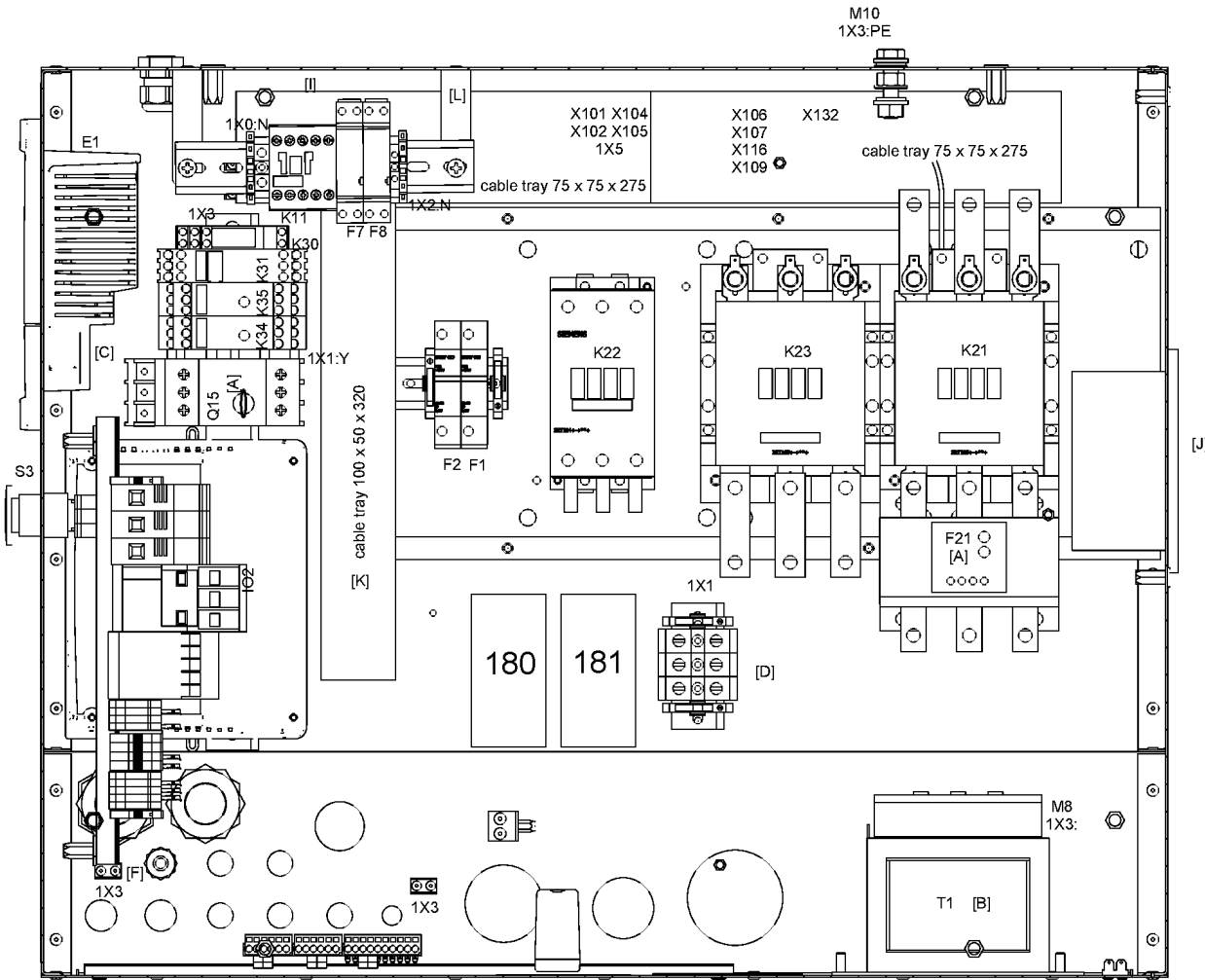


Ref	Part Number	Qty	Name	Validity	EL	R.
	1900 2190 58	1	CUBICLE	(30/07/2009 - 29/07/2014)		
	9820 3642 02	1	SERVICE DIAGRAM			
	9820 3642 22	0	ASSEMBLY DRAWING			
	1622 8996 80	1	METAL SHEET ASSEMBLY			
	1622 8982 00	1	WIRE HARNESS			
	1088 0851 05	1	RACEWAY			L=320
	0697 9809 20	1	NUT			
	0697 9809 24	2	NUT			
	1088 0015 02	1	CONNECTOR MALE		X101	
	1088 0015 36	2	CONNECTOR SOCKET		X101	
	1088 0031 18	6	ADAPTOR			
	Electrical legend:	X103-X108-X117				
	1088 0031 22	2	CONNECTOR FEMALE		X106-X107	
	1088 0031 32	1	CONNECTOR FEMALE		3X30	
	1088 0031 34	1	CONNECTOR FEMALE		3X32	
	1088 0031 43	1	CONNECTOR FEMALE		X132	
	1088 0031 82	1	CONNECTOR MALE		X106	
	1088 0031 84	1	CONNECTOR MALE		X103	
	1088 0031 86	1	CONNECTOR MALE		X108	
	1088 0031 90	1	CONNECTOR MALE		X117	
	1088 0037 04	1	CONNECTOR FEMALE		X103	
	1088 0037 06	1	CONNECTOR FEMALE		X108	
	1088 0037 10	1	CONNECTOR FEMALE		X117	
	1088 0037 30	2	CONNECTOR FEMALE		X105-1X5	
	1088 0037 31	2	CONNECTOR FEMALE		X104-X116	
	1088 0037 33	1	CONNECTOR FEMALE		X109	
	1088 0037 62	1	CONNECTOR COMBI		X105	
	1088 0037 81	1	CONNECTOR FEMALE		2X27	
	1088 0037 83	1	CONNECTOR FEMALE		3X33	
	1088 0851 16	2	RACEWAY			L=275mm
	1089 0649 03	1	EMERGENCY STOP BUTTON		S3	
	1089 0577 58	2	END RETAINER			
	1089 0700 02	1	CONNECTOR MALE		X102	
	1089 0700 04	8	CONNECTOR SOCKET		X102	
	1089 9337 13	2	CONTACT BLOCK		S3	
	1089 9415 07	1	CONTACT BLOCK		K21	
	1088 0031 02	1	FEM. CONNECTOR		X153	
	0090 1400 02	1	MOUNTING RAIL			L=75mm
	0694 5900 06	3	FASTON FLAT		K22	
	0694 5900 08	6	RING FASTON		K21-K23	
	1089 0577 58	1	END RETAINER			
	1089 0700 01	1	CONNECTOR FEMALE		X102	
	1089 0700 03	8	CONNECTOR PIN		X102	
	1089 9415 09	1	CONTACT BLOCK		K22	
	1089 9415 44	1	CONTACTOR		K22	
	1089 9415 61	2	CONTACTOR		K21-K23	
	1089 9446 71	1	OVERLOAD RELAY		F21	
	1622 3042 00	3	CONNECTION ELEMENT		K21-K23	
	1622 3399 01	1	PLATE			
	1900 2805 00	0	DRAWING			
	1079 9924 26	1	LABEL		180	

Legend:EAPPR:ULCUL - Electrical approval:UL/cUL
MOVOL:230V - Supply voltage:230 V

FREQ:60HZ - Frequency:60 Hz

HAT:N - High ambient temperature version:reduced ambient
condition (Increased FAD) - max 46° / 115°F



30.20 - Cubicle - ULcUL 230V (30/07/2009 - 29/07/2014)

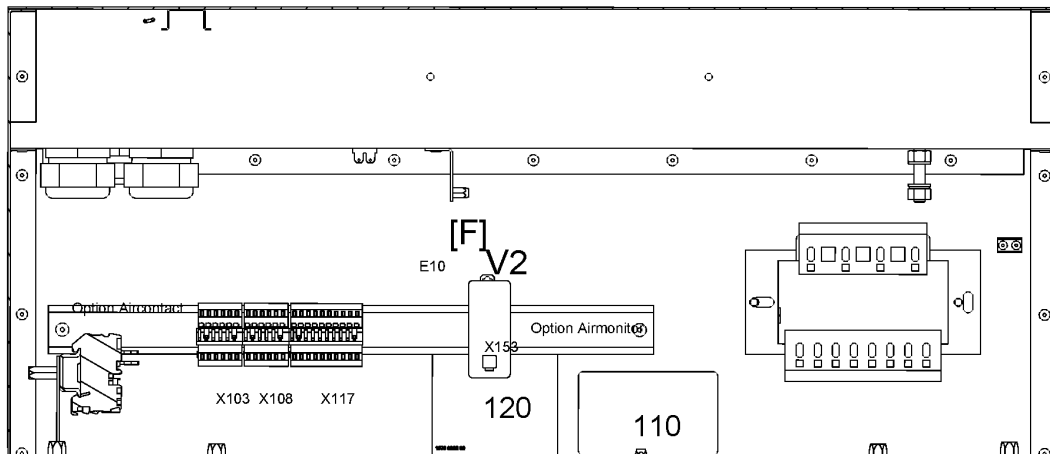
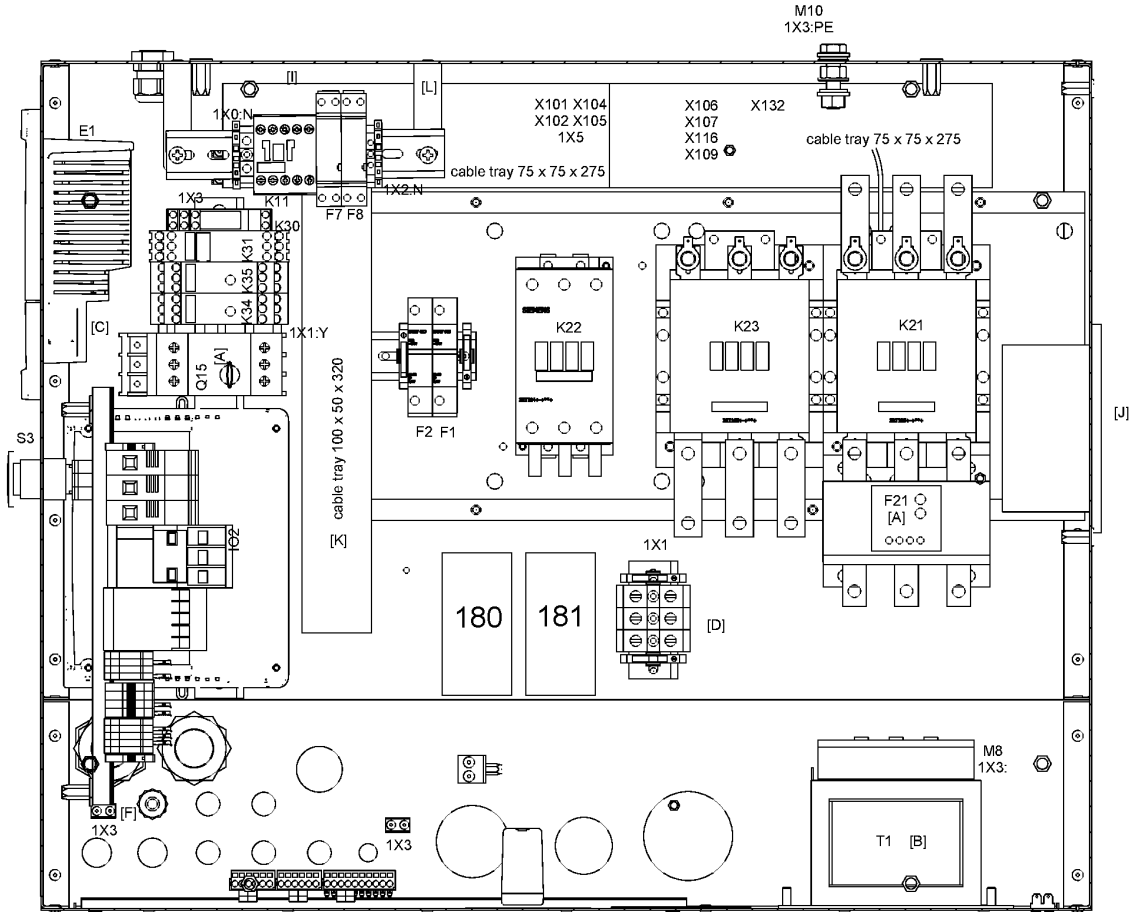
EAPPR:ULCUL + FREQ:60HZ + HAT:N + MOVOL:230V

Ref	Part Number	Qty	Name	Validity	EL	R.
	1089 0612 01	2	FUSE HOLDER		F1-F2	
	1089 9168 26	2	FUSE		F1-F2	
	1089 9514 44	1	TRANSFORMER		T1	
	1089 0577 58	1	END RETAINER			
	1079 9925 69	1	LABEL		120	
	1622 7302 00	1	DATA-LABEL		110	
	1613 3431 00	1	LABEL		130	

Legend:EAPPR:ULCUL - Electrical approval:UL/cUL
MOVOL:230V - Supply voltage:230 V

FREQ:60HZ - Frequency:60 Hz

HAT:N - High ambient temperature version:reduced ambient
condition (Increased FAD) - max 46° / 115°F



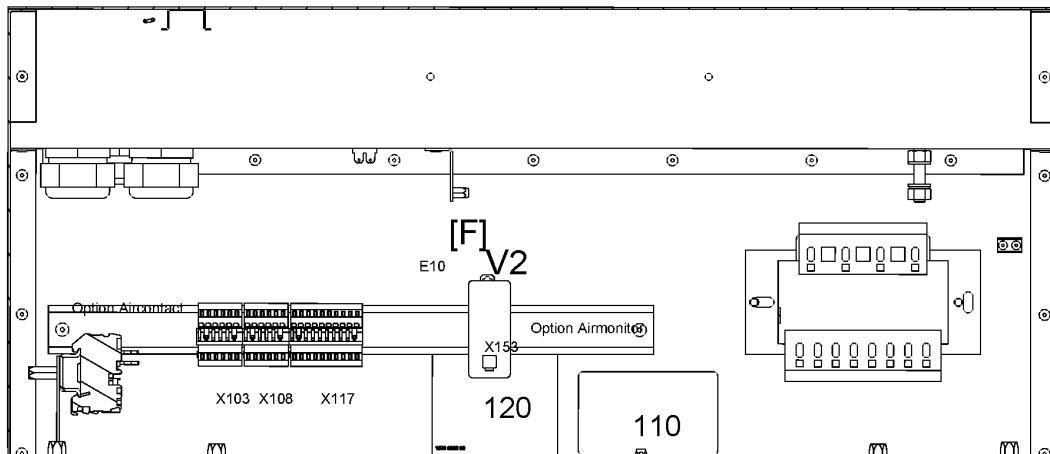
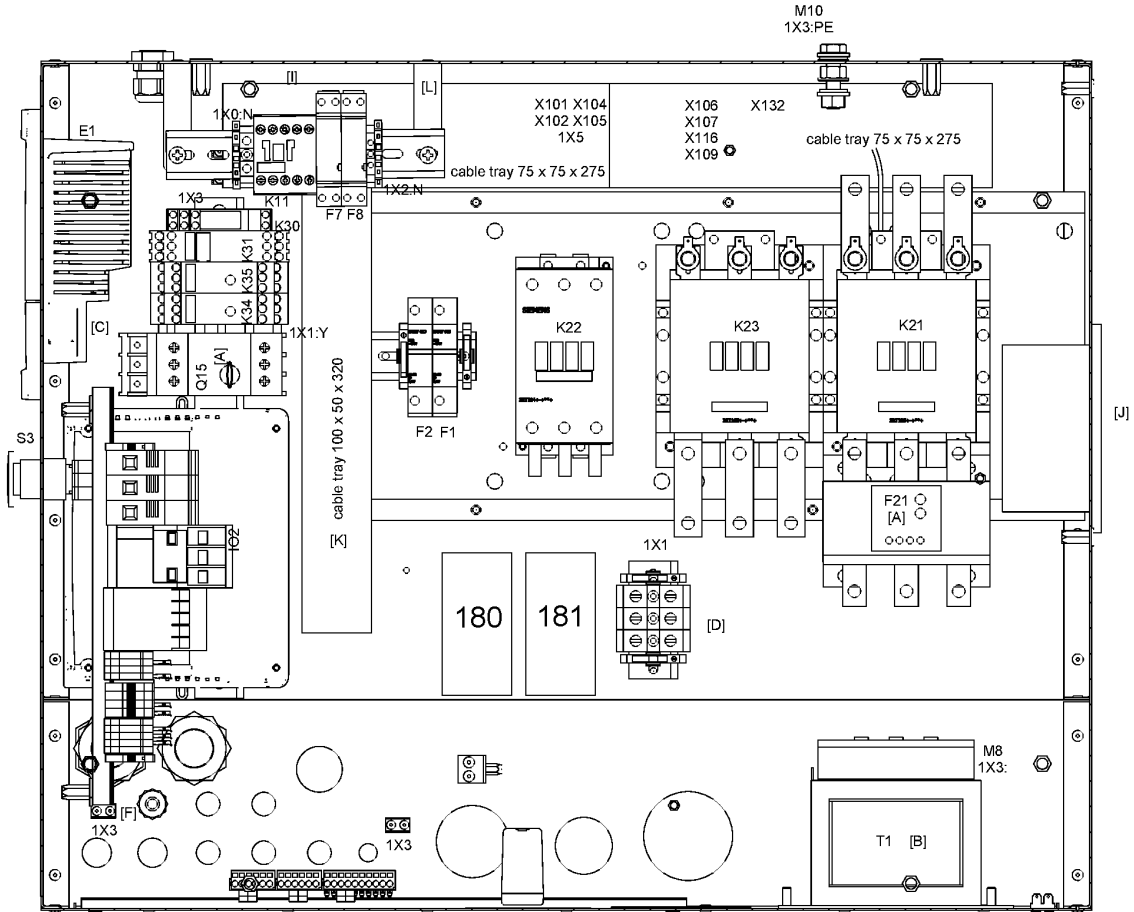
Ref	Part Number	Qty	Name	Validity	EL	R.
	1900 2190 80	1	CUBICLE	(30/07/2014 - ...)		
	9820 3642 15	1	SERVICE DIAGRAM			
	9820 3642 22	0	ASSEMBLY DRAWING			
	1622 8996 80	1	METAL SHEET ASSEMBLY			
	1622 8982 00	1	WIRE HARNESS			
	1088 0851 05	1	RACEWAY			L=320mm
	0697 9809 20	1	NUT			
	0697 9809 24	2	NUT			
	1088 0015 02	1	CONNECTOR MALE		X101	
	1088 0015 36	2	CONNECTOR SOCKET		X101	
	1088 0031 18	6	ADAPTOR			
	Electrical legend:	X103-X108-X117				
	1088 0031 22	2	CONNECTOR FEMALE		X106-X107	
	1088 0031 32	1	CONNECTOR FEMALE		3X30	
	1088 0031 34	1	CONNECTOR FEMALE		3X32	
	1088 0031 43	1	CONNECTOR FEMALE		X132	
	1088 0031 82	1	CONNECTOR MALE		X106	
	1088 0031 84	1	CONNECTOR MALE		X103	
	1088 0031 86	1	CONNECTOR MALE		X108	
	1088 0031 90	1	CONNECTOR MALE		X117	
	1088 0037 04	1	CONNECTOR FEMALE		X103	
	1088 0037 06	1	CONNECTOR FEMALE		X108	
	1088 0037 10	1	CONNECTOR FEMALE		X117	
	1088 0037 30	2	CONNECTOR FEMALE		X105-1X5	
	1088 0037 31	2	CONNECTOR FEMALE		X104-X116	
	1088 0037 33	1	CONNECTOR FEMALE		X109	
	1088 0037 62	1	CONNECTOR COMBI		X105	
	1088 0037 81	1	CONNECTOR FEMALE		2X27	
	1088 0037 83	1	CONNECTOR FEMALE		3X33	
	1088 0851 16	2	RACEWAY			L=275mm
	1089 0649 03	1	EMERGENCY STOP BUTTON		S3	
	1089 0577 58	2	END RETAINER			
	1089 0700 02	1	CONNECTOR MALE		X102	
	1089 0700 04	8	CONNECTOR SOCKET		X102	
	1089 9337 13	2	CONTACT BLOCK		S3	
	1089 9415 07	1	CONTACT BLOCK		K21	
	1088 0031 02	1	FEM. CONNECTOR		X153	
	0090 1400 02	1	MOUNTING RAIL			L=75mm
	0694 5900 06	3	FASTON FLAT		K22	
	0694 5900 08	6	RING FASTON		K21-K23	
	1089 0577 58	1	END RETAINER			
	1089 0700 01	1	CONNECTOR FEMALE		X102	
	1089 0700 03	8	CONNECTOR PIN		X102	
	1089 9415 09	1	CONTACT BLOCK		K22	
	1089 9415 45	1	CONTACTOR		K22	
	1089 9415 61	2	CONTACTOR		K21-K23	
	1089 9446 71	1	OVERLOAD RELAY		F21	
	1622 3042 00	3	CONNECTION ELEMENT		K21-K23	
	1622 3399 01	1	PLATE			
	1900 2805 00	0	DRAWING			
	1079 9924 26	1	LABEL		180	

Legend:

EAPPR:ULCUL - Electrical approval:UL/cUL
MOVOL:230V - Supply voltage:230 V

FREQ:60HZ - Frequency:60 Hz

HAT:N - High ambient temperature version:reduced ambient condition (Increased FAD) - max 46° / 115°F



30.21 - Cubicle - ULcUL 230V (30/07/2014 - ...)

EAPPR:ULCUL + FREQ:60HZ + HAT:N + MOVOL:230V



Ref	Part Number	Qty	Name	Validity	EL	R.
	1089 0612 01	2	FUSE HOLDER		F1-F2	
	1089 9168 26	2	FUSE		F1-F2	
	1089 9514 44	1	TRANSFORMER		T1	
	1089 0577 58	1	END RETAINER			
	1079 9925 69	1	LABEL		120	
	1622 7302 00	1	DATA-LABEL		110	
	1613 3431 00	1	LABEL		130	

Legend:EAPPR:ULCUL - Electrical approval:UL/cUL
MOVOL:230V - Supply voltage:230 V

FREQ:60HZ - Frequency:60 Hz

HAT:N - High ambient temperature version:reduced ambient
condition (Increased FAD) - max 46° / 115°F

30.22 - Cubicle - ULcUL 230V HAV (30/07/2009 - 29/07/2014)

EAPPR:ULCUL + FREQ:60HZ + HAT:Y + MOVOL:230V



Ref	Part Number	Qty	Name	Validity	EL	R.
	1900 2190 63	1	CUBICLE	(30/07/2009 - 29/07/2014)		
	9820 3642 02	1	SERVICE DIAGRAM			
	9820 3642 22	0	ASSEMBLY DRAWING			
	1622 8998 80	1	METAL SHEET ASSEMBLY			
	1622 8982 00	1	WIRE HARNESS			
	1088 0851 05	1	RACEWAY			L=320mm
	0697 9809 20	1	NUT			
	0697 9809 24	2	NUT			
	1088 0015 02	1	CONNECTOR MALE		X101	
	1088 0015 36	2	CONNECTOR SOCKET		X101	
	1088 0031 18	6	ADAPTOR			
	Electrical legend:	X103-X108-X117				
	1088 0031 22	2	CONNECTOR FEMALE		X106-X107	
	1088 0031 32	1	CONNECTOR FEMALE		3X30	
	1088 0031 34	1	CONNECTOR FEMALE		3X32	
	1088 0031 43	1	CONNECTOR FEMALE		X132	
	1088 0031 82	1	CONNECTOR MALE		X106	
	1088 0031 84	1	CONNECTOR MALE		X103	
	1088 0031 86	1	CONNECTOR MALE		X108	
	1088 0031 90	1	CONNECTOR MALE		X117	
	1088 0037 04	1	CONNECTOR FEMALE		X103	
	1088 0037 06	1	CONNECTOR FEMALE		X108	
	1088 0037 10	1	CONNECTOR FEMALE		X117	
	1088 0037 30	2	CONNECTOR FEMALE		X105-1X5	
	1088 0037 31	2	CONNECTOR FEMALE		X104-X116	
	1088 0037 33	1	CONNECTOR FEMALE		X109	
	1088 0037 62	1	CONNECTOR COMBI		X105	
	1088 0037 81	1	CONNECTOR FEMALE		2X27	
	1088 0037 83	1	CONNECTOR FEMALE		3X33	
	1088 0851 16	2	RACEWAY			L=275mm
	1089 0649 03	1	EMERGENCY STOP BUTTON		S3	
	1089 0577 58	2	END RETAINER			
	1089 0700 02	1	CONNECTOR MALE		X102	
	1089 0700 04	8	CONNECTOR SOCKET		X102	
	1089 9337 13	2	CONTACT BLOCK		S3	
	1089 9415 07	1	CONTACT BLOCK		K21	
	1088 0031 02	1	FEM. CONNECTOR		X153	
	0090 1400 02	1	MOUNTING RAIL			L=75mm
	0694 5900 06	3	FASTON FLAT		K22	
	0694 5900 08	6	RING FASTON		K21-K23	
	1089 0577 58	1	END RETAINER			
	1089 0700 01	1	CONNECTOR FEMALE		X102	
	1089 0700 03	8	CONNECTOR PIN		X102	
	1089 9415 09	1	CONTACT BLOCK		K22	
	1089 9415 45	1	CONTACTOR		K22	
	1089 9415 61	2	CONTACTOR		K21-K23	
	1089 9446 71	1	OVERLOAD RELAY		F21	
	1622 3042 00	3	CONNECTION ELEMENT		K21-K23	
	1622 3399 01	1	PLATE			
	1900 2805 00	0	DRAWING			
	1079 9924 26	1	LABEL		180	

Legend:

EAPPR:ULCUL - Electrical approval:UL/cUL
MOVOL:230V - Supply voltage:230 V

FREQ:60HZ - Frequency:60 Hz

HAT:Y - High ambient temperature version:High ambient condition

30.22 - Cubicle - ULcUL 230V HAV (30/07/2009 - 29/07/2014)

EAPPR:ULCUL + FREQ:60HZ + HAT:Y + MOVOL:230V

Ref	Part Number	Qty	Name	Validity	EL	R.
	1089 0612 01	2	FUSE HOLDER		F1-F2	
	1089 9168 26	2	FUSE		F1-F2	
	1089 9436 46	1	TRANSFORMER		T1	
	1089 0577 58	1	END RETAINER			
	1079 9925 69	1	LABEL		120	
	1622 7302 00	1	DATA-LABEL		110	
	1613 3431 00	1	LABEL		130	
	1088 0037 62	1	CONNECTOR COMBI		X105	
	1089 9415 07	1	CONTACT BLOCK		K23	
	1089 9556 30	1	AIR INLET + FAN		M3	

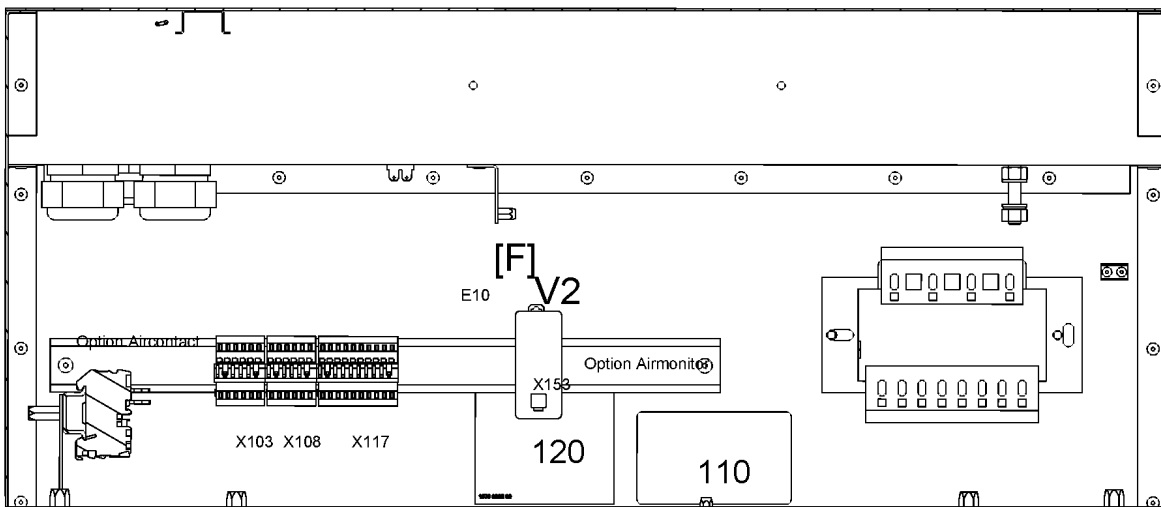
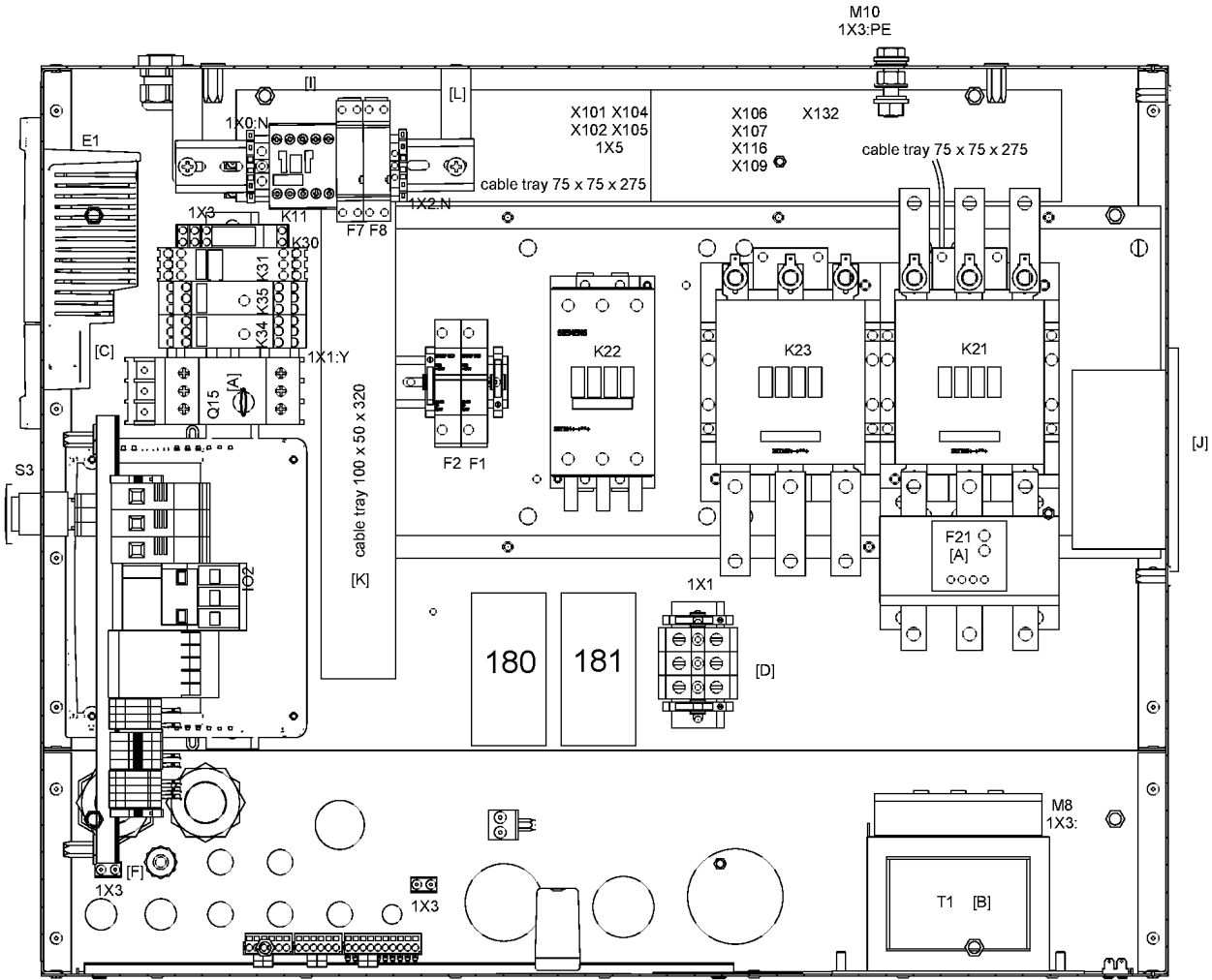
Legend:

EAPPR:ULCUL - Electrical approval:UL/cUL

FREQ:60HZ - Frequency:60 Hz

HAT:Y - High ambient temperature version:High ambient condition

MOVOL:230V - Supply voltage:230 V



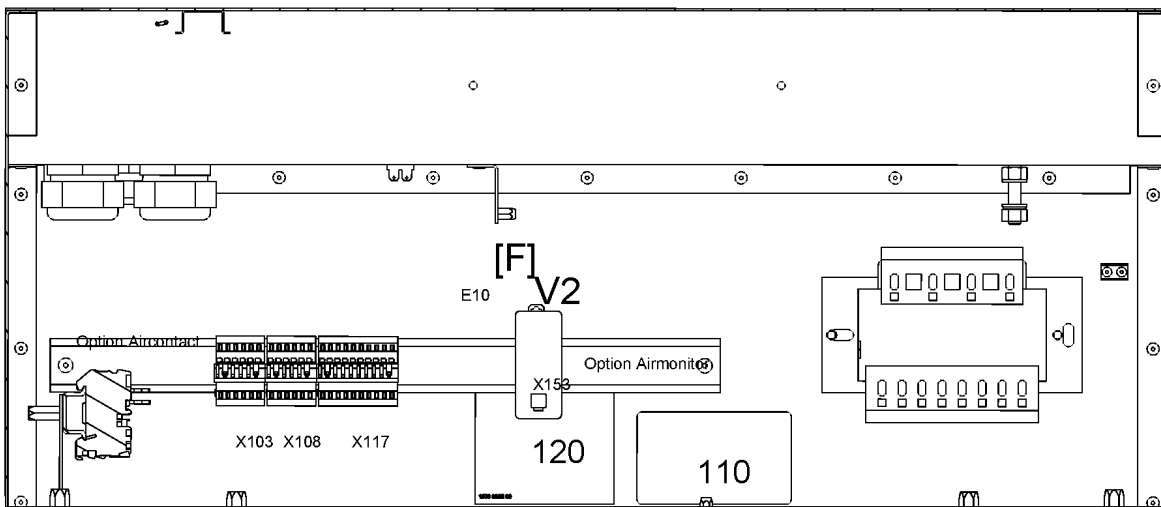
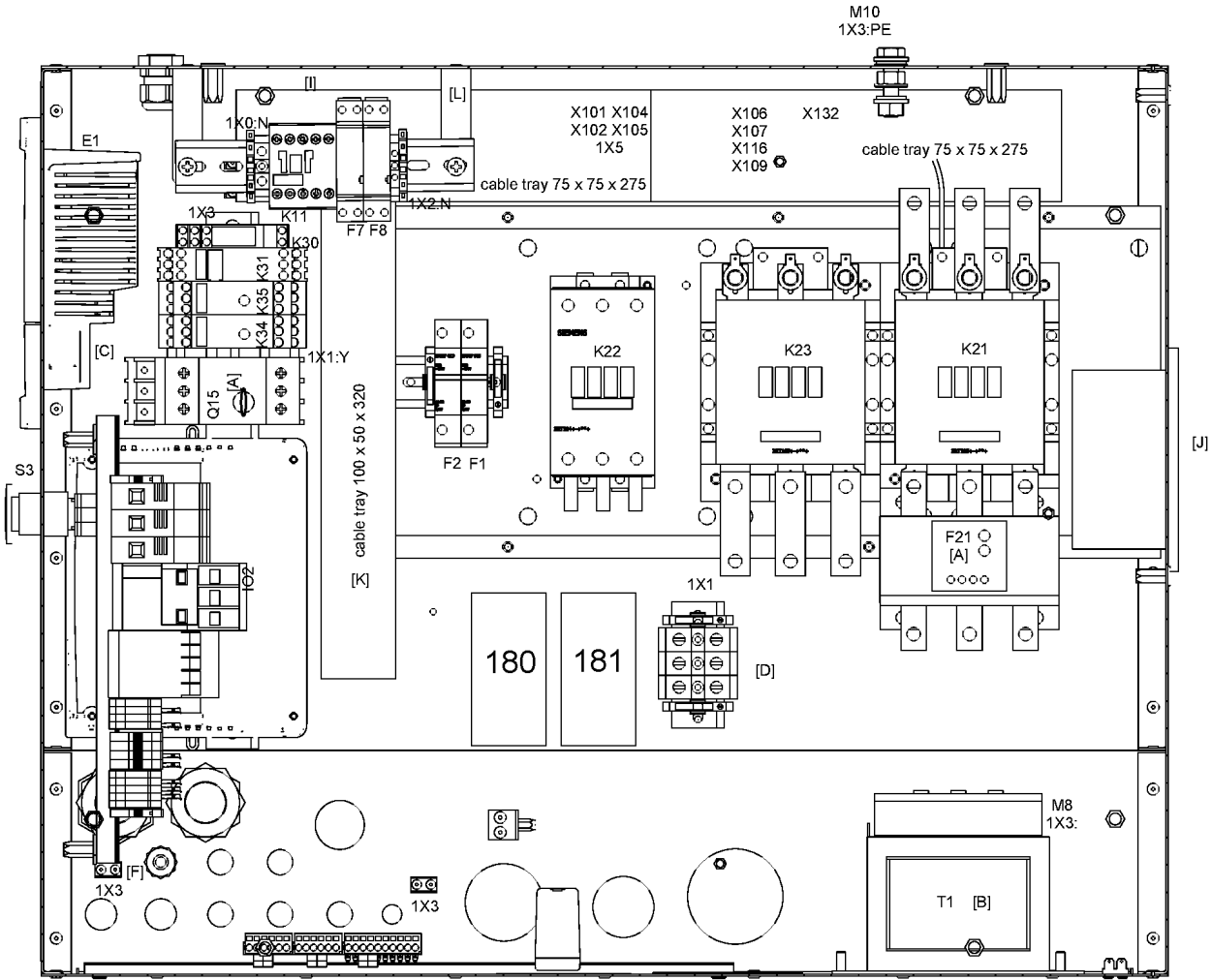
Ref	Part Number	Qty	Name	Validity	EL	R.
	1900 2190 81	1	CUBICLE	(30/07/2014 - ...)		
	9820 3642 22	0	ASSEMBLY DRAWING			
	1622 8998 80	1	METAL SHEET ASSEMBLY			
	1622 8982 00	1	WIRE HARNESS			
	1088 0851 05	1	RACEWAY			L=320mm
	0697 9809 20	1	NUT			
	0697 9809 24	2	NUT			
	1088 0031 02	1	CONNECTOR FEMALE		X153	
	1088 0031 18	6	ADAPTOR			
	Electrical legend:	X103-X108-X117				
	1088 0031 22	1	CONNECTOR FEMALE		X107	
	1088 0031 24	1	CONNECTOR FEMALE		X137	
	1088 0031 32	1	CONNECTOR FEMALE		3X30	
	1088 0031 34	1	CONNECTOR FEMALE		3X32	
	1088 0031 43	1	CONNECTOR FEMALE		X132	
	1088 0031 46	1	CONNECTOR FEMALE		3X31	
	1088 0031 84	1	CONNECTOR MALE		X103	
	1088 0031 86	1	CONNECTOR MALE		X108	
	1088 0031 90	1	CONNECTOR MALE		X117	
	1088 0037 04	1	CONNECTOR FEMALE		X103	
	1088 0037 06	1	CONNECTOR FEMALE		X108	
	1088 0037 10	1	CONNECTOR FEMALE		X117	
	1088 0037 30	2	CONNECTOR FEMALE		X105-1X5	
	1088 0037 31	2	CONNECTOR FEMALE		X104-X116	
	1088 0037 32	1	CONNECTOR FEMALE		X102b	
	1088 0037 33	1	CONNECTOR FEMALE		X102a	
	1088 0037 33	1	CONNECTOR FEMALE		X109	
	1088 0037 81	1	CONNECTOR FEMALE		2X27	
	1088 0037 83	1	CONNECTOR FEMALE		3X33	
	1088 0851 16	2	RACEWAY			L=275mm
	1089 0577 58	2	END RETAINER			
	1089 0649 03	1	EMERGENCY STOP BUTTON		S3	
	1089 9337 13	2	CONTACT BLOCK		S3	
	1089 9415 07	1	CONTACT BLOCK		K21-K23	
	9820 3642 15	1	SERVICE DIAGRAM			
	0090 1400 02	1	MOUNTING RAIL			L=75mm
	0694 5285 12	3	ISOLATOR CAP FEMALE FASTON		K22	
	0694 5900 06	3	FASTON FLAT 6.3X0.8		K22	
	0694 5900 08	6	RING FASTON 6.3X0.8 M8		K21-K23	
	1088 0031 64	1	CONNECTOR MALE		X102b	
	1088 0031 65	1	CONNECTOR MALE		X102a	
	1089 0577 58	1	END RETAINER			
	1089 9415 09	1	CONTACT BLOCK		K22	
	1089 9415 44	1	CONTACTOR		K22	
	1089 9415 61	2	CONTACTOR		K21-K23	
	1089 9446 71	1	OVERLOAD RELAY		F21	
	1622 3042 00	6	CONNECTION ELEMENT		K21-K23	
	1622 3399 01	1	PLATE			
	1900 2805 00	0	DRAWING			
	1079 9924 26	1	LABEL		180	
	1089 0612 01	2	FUSE HOLDER		F1-F2	

Legend:

EAPPR:ULCUL - Electrical approval:UL/cUL
MOVOL:230V - Supply voltage:230 V

FREQ:60HZ - Frequency:60 Hz

HAT:Y - High ambient temperature version:High ambient condition



30.23 - Cubicle - ULcUL 230V HAV (30/07/2014 - ...)

EAPPR:ULCUL + FREQ:60HZ + HAT:Y + MOVOL:230V

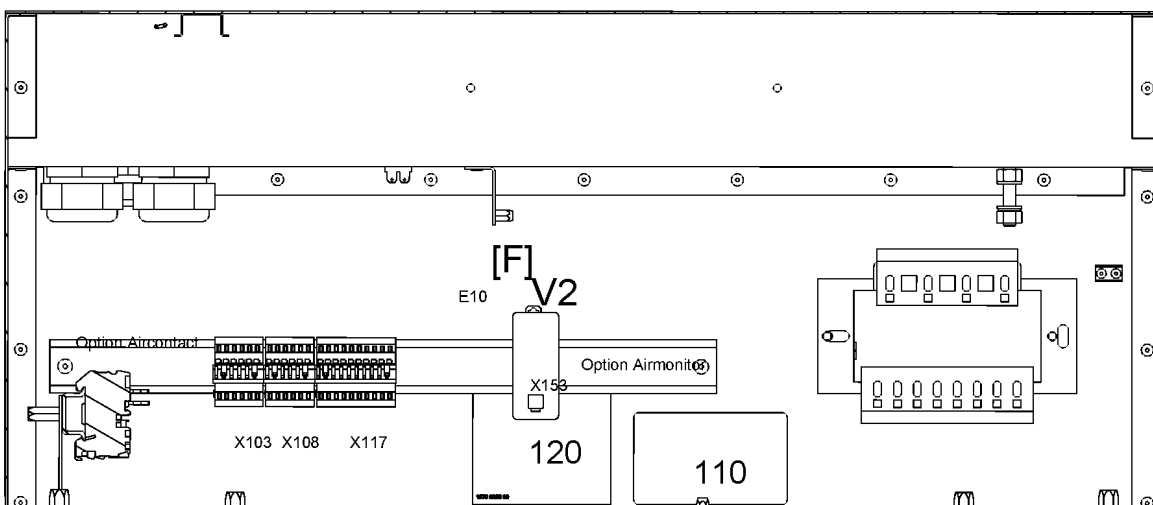
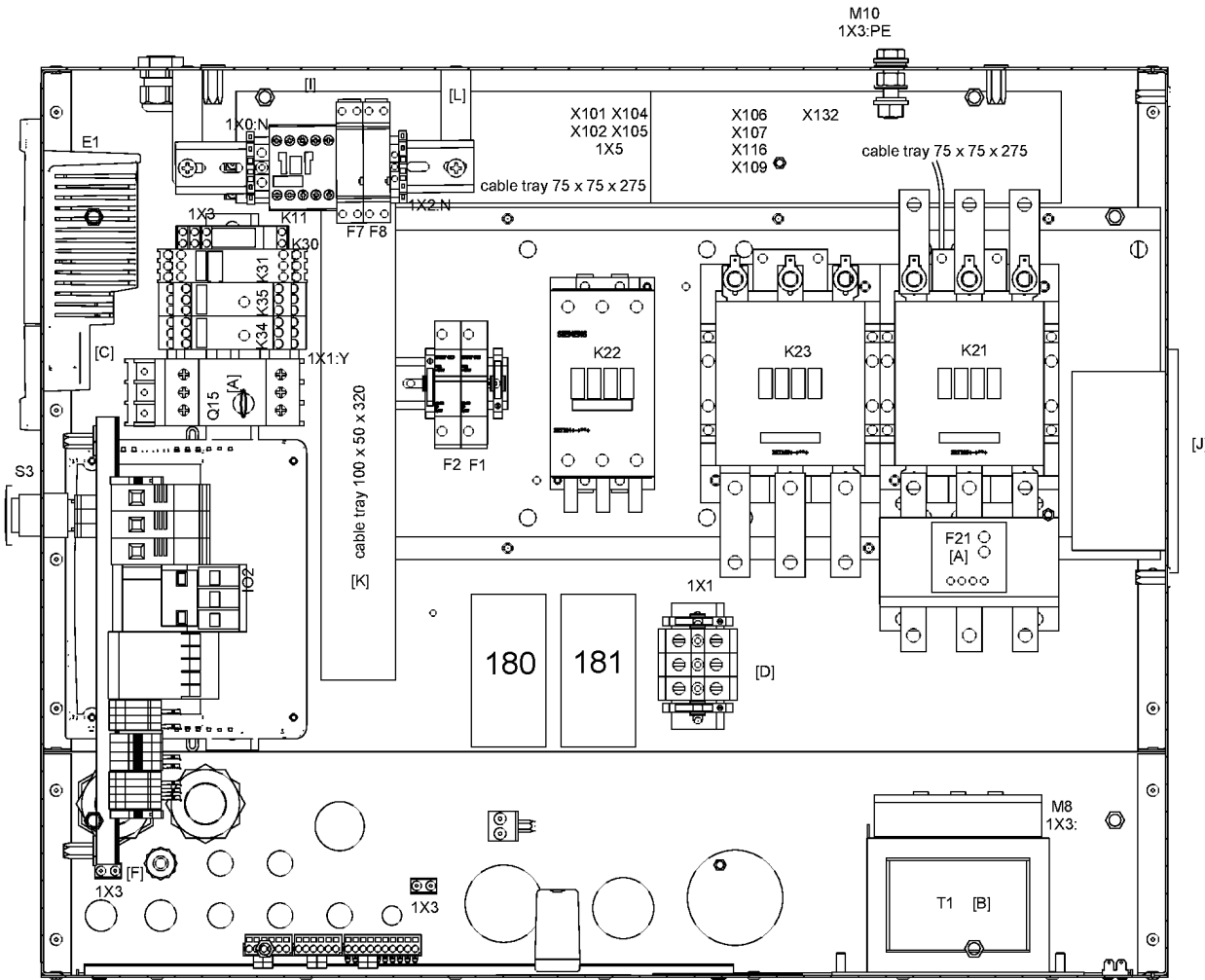
Ref	Part Number	Qty	Name	Validity	EL	R.
	1089 9168 26	2	FUSE		F1-F2	
	1089 9436 46	1	TRANSFORMER		T1	
	1089 0577 58	1	END RETAINER			
	1079 9925 69	1	LABEL		120	
	1622 7302 00	1	DATA-LABEL		110	
	1613 3431 00	1	LABEL		130	
	1088 0037 62	1	CONNECTOR COMBI		X105	
	1089 9415 07	1	CONTACT BLOCK		K23	
	1089 9556 30	1	AIR INLET + FAN		M3	

Legend:EAPPR:ULCUL - Electrical approval:UL/cUL
MOVOL:230V - Supply voltage:230 V

FREQ:60HZ - Frequency:60 Hz

HAT:Y - High ambient temperature version:High ambient condition

30.24 - Cubicle - ULcUL 460V ZR30/ZT30 (... - 29/07/2014)
 (MODEL:ZR30_08 , MODEL:ZT30_08) + EAPPR:ULCUL + FREQ:60HZ + HAT:N + MOVOL:460V



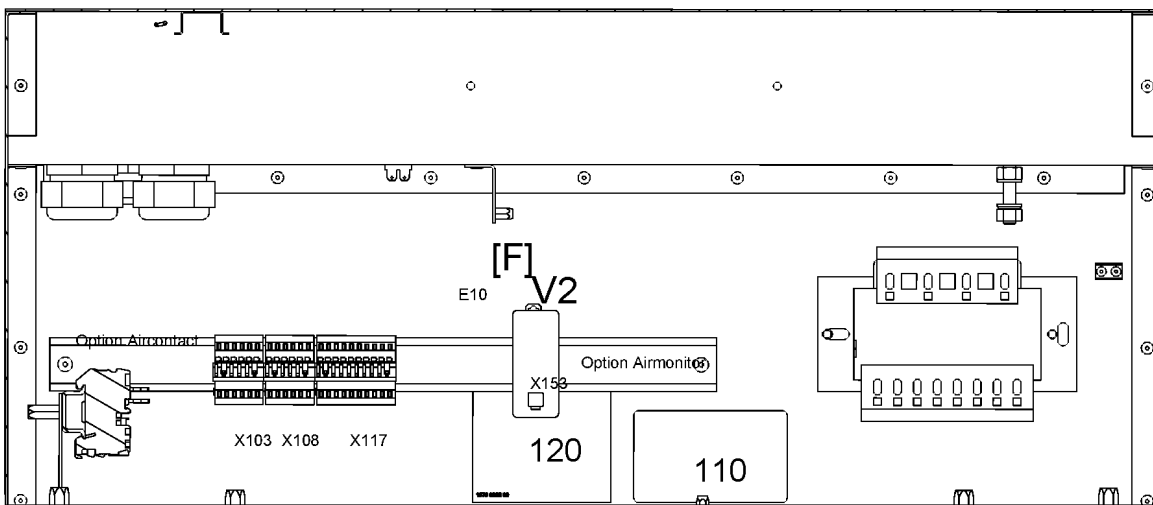
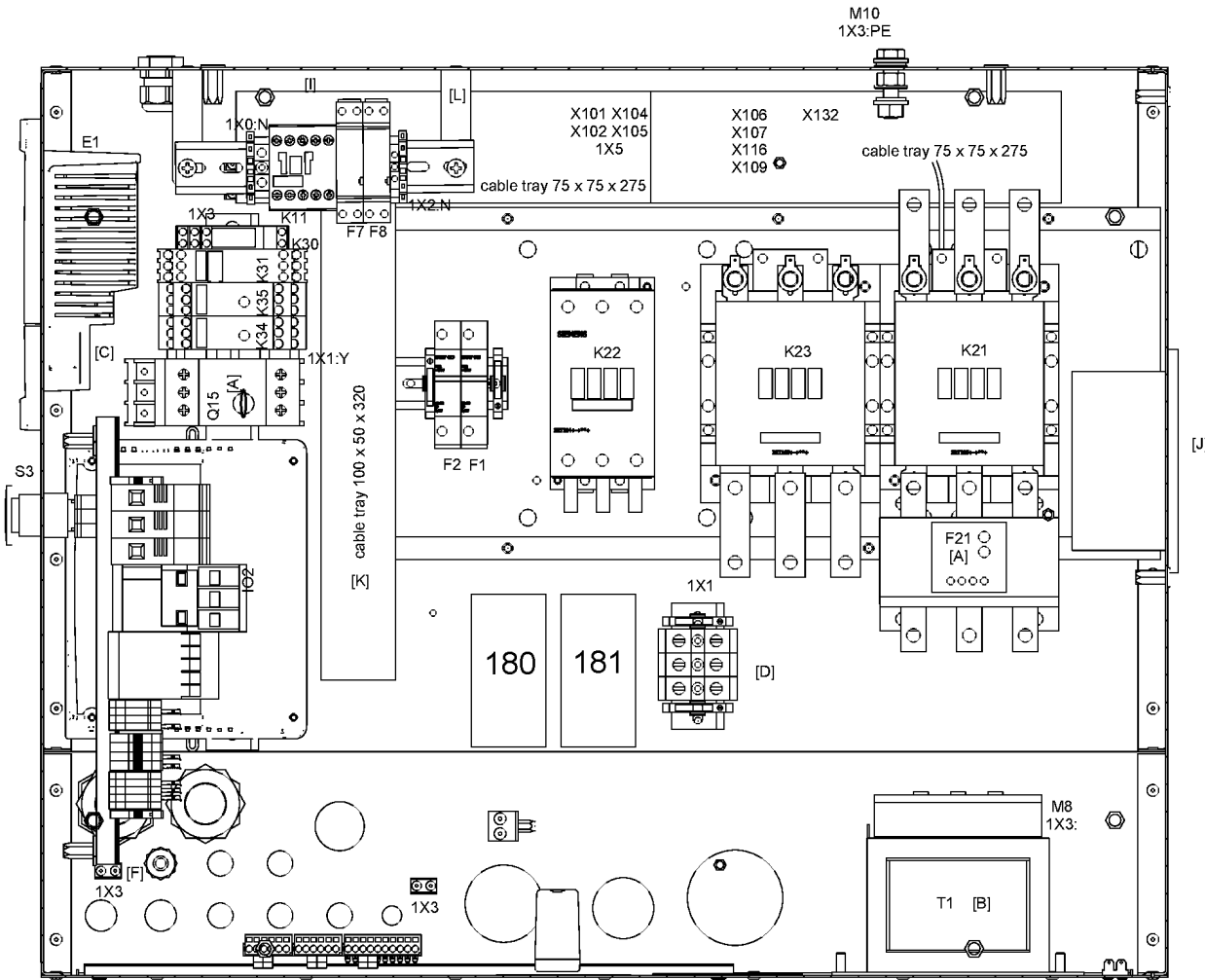
30.24 - Cubicle - ULcUL 460V ZR30/ZT30 (... - 29/07/2014)

(MODEL:ZR30_08 , MODEL:ZT30_08) + EAPPR:ULCUL + FREQ:60HZ + HAT:N + MOVOL:460V

Ref	Part Number	Qty	Name	Validity	EL	R.
	1900 2190 55	1	CUBICLE	(30/07/2009 - 29/07/2014)		
	9820 3642 02	1	SERVICE DIAGRAM			
	9820 3642 22	0	ASSEMBLY DRAWING			
	1622 8996 80	1	METAL SHEET ASSEMBLY			
	1622 8982 00	1	WIRE HARNESS			
	1088 0851 17	1	RACEWAY			L=320mm
	0697 9809 20	1	NUT			
	0697 9809 24	2	NUT			
	1088 0015 02	1	CONNECTOR MALE		X101	
	1088 0015 36	2	CONNECTOR SOCKET		X101	
	1088 0031 18	6	ADAPTOR			
	Electrical legend:	X103-X108-X117				
	1088 0031 22	2	CONNECTOR FEMALE		X106-X107	
	1088 0031 32	1	CONNECTOR FEMALE		3X30	
	1088 0031 34	1	CONNECTOR FEMALE		3X32	
	1088 0031 43	1	CONNECTOR FEMALE		X132	
	1088 0031 82	1	CONNECTOR MALE		X106	
	1088 0031 84	1	CONNECTOR MALE		X103	
	1088 0031 86	1	CONNECTOR MALE		X108	
	1088 0031 90	1	CONNECTOR MALE		X117	
	1088 0037 04	1	CONNECTOR FEMALE		X103	
	1088 0037 06	1	CONNECTOR FEMALE		X108	
	1088 0037 10	1	CONNECTOR FEMALE		X117	
	1088 0037 30	2	CONNECTOR FEMALE		X105-1X5	
	1088 0037 31	2	CONNECTOR FEMALE		X104-X116	
	1088 0037 33	1	CONNECTOR FEMALE		X109	
	1088 0037 62	1	CONNECTOR COMBI		X105	
	1088 0037 81	1	CONNECTOR FEMALE		2X27	
	1088 0037 83	1	CONNECTOR FEMALE		3X33	
	1088 0851 16	2	RACEWAY			L=275mm
	1089 0649 03	1	EMERGENCY STOP BUTTON		S3	
	1089 0577 58	2	END RETAINER			
	1089 0700 02	1	CONNECTOR MALE		X102	
	1089 0700 04	8	CONNECTOR SOCKET		X102	
	1089 9337 13	2	CONTACT BLOCK		S3	
	1089 9415 07	1	CONTACT BLOCK		K21	
	1088 0031 02	1	FEM. CONNECTOR		X153	
	0090 1400 02	1	MOUNTING RAIL			L=320mm
	0694 5285 12	9	ISOLATOR CAP FEMALE FASTON		K22-K23	
	0694 5900 06	6	FASTON FLAT		K22-K23	
	1088 0004 20	3	DOUBLE FASTON		K23	
	1089 0577 58	1	END RETAINER			
	1089 0700 01	1	CONNECTOR FEMALE		X102	
	1089 0700 03	8	CONNECTOR PIN		X102	
	1089 9415 09	1	CONTACT BLOCK		K22	
	1089 9415 34	1	CONTACTOR		K22	
	1089 9415 35	2	CONTACTOR		K21-K23	
	1089 9415 55	1	CONTACT BLOCK		K21	
	1089 9415 56	1	CONTACT BLOCK		K23	
	1089 9416 93	1	3PH TERMINAL BLOCK		K21	

Legend:EAPPR:ULCUL - Electrical approval:UL/cUL
MODEL:ZR30_08 - Model:ZR 30FREQ:60HZ - Frequency:60 Hz
MODEL:ZT30_08 - Model:ZT 30HAT:N - High ambient temperature version:reduced ambient
condition (Increased FAD) - max 46° / 115°F
MOVOL:460V - Supply voltage:460 V

30.24 - Cubicle - ULcUL 460V ZR30/ZT30 (... - 29/07/2014)
 (MODEL:ZR30_08 , MODEL:ZT30_08) + EAPPR:ULCUL + FREQ:60HZ + HAT:N + MOVOL:460V



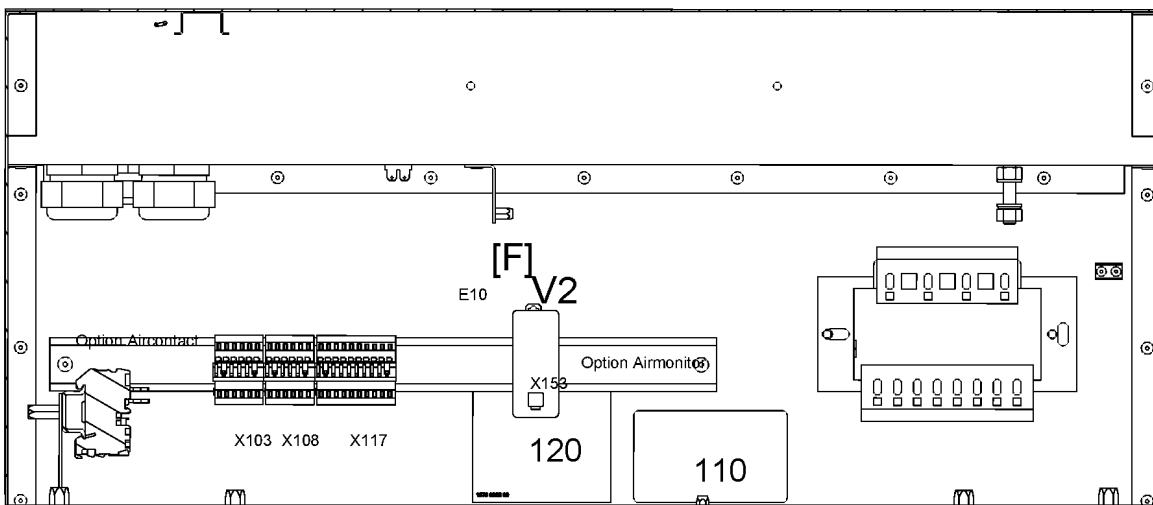
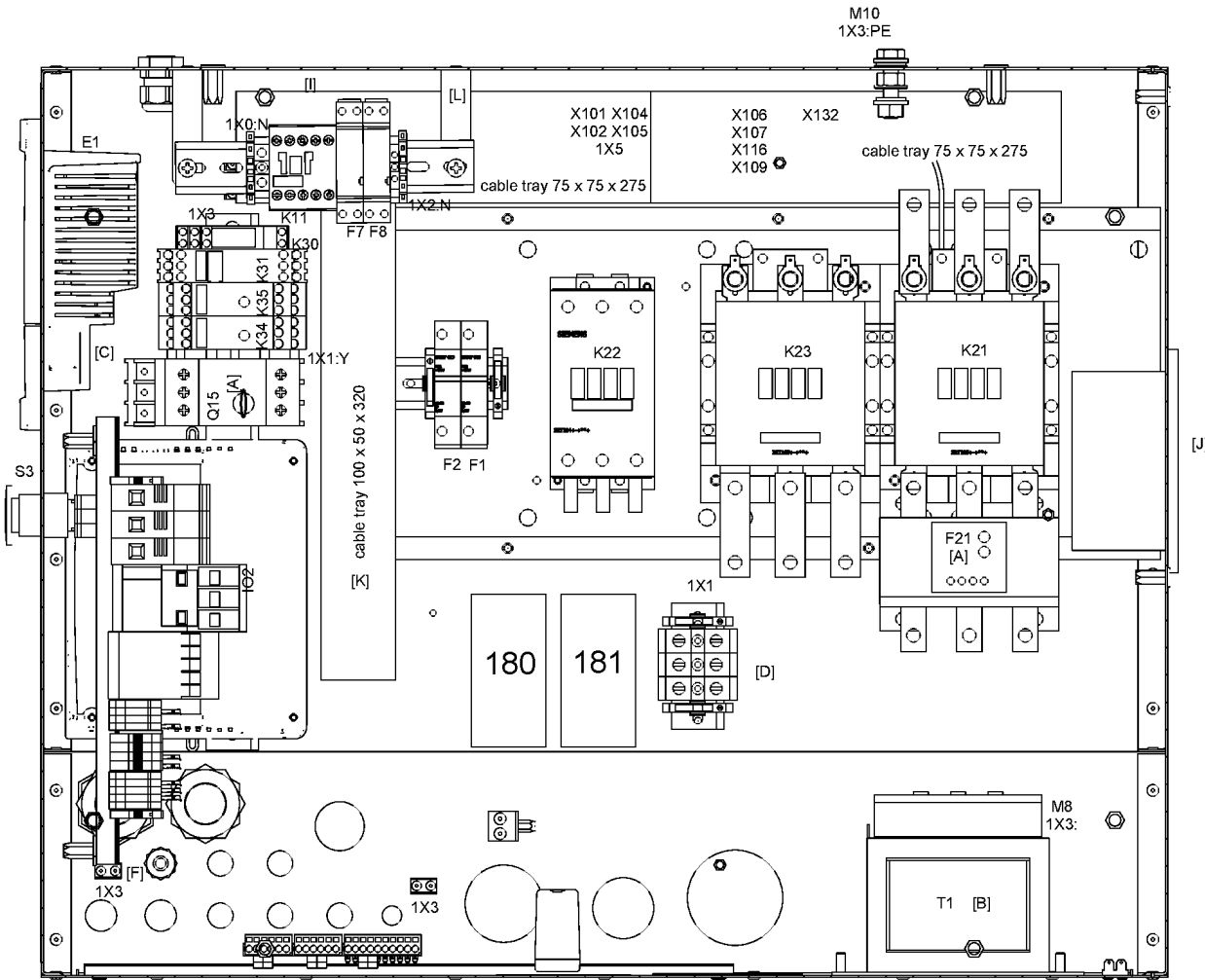
30.24 - Cubicle - ULcUL 460V ZR30/ZT30 (... - 29/07/2014)

(MODEL:ZR30_08 , MODEL:ZT30_08) + EAPPR:ULCUL + FREQ:60HZ + HAT:N + MOVOL:460V

Ref	Part Number	Qty	Name	Validity	EL	R.
	1089 9424 39	1	OVERLOAD RELAY		F21	
	1900 2803 00	0	DRAWING			
	1079 9924 26	1	LABEL		180	
	1089 0612 01	2	FUSE HOLDER		F1-F2	
	1089 9168 26	2	FUSE		F1-F2	
	1089 9514 44	1	TRANSFORMER		T1	
	1089 0577 58	1	END RETAINER			
	1079 9925 69	1	LABEL		120	
	1622 7302 00	1	DATA-LABEL		110	
	1613 3431 00	1	LABEL		130	

Legend:EAPPR:ULCUL - Electrical approval:UL/cUL
MODEL:ZR30_08 - Model:ZR 30FREQ:60HZ - Frequency:60 Hz
MODEL:ZT30_08 - Model:ZT 30HAT:N - High ambient temperature version:reduced ambient
condition (Increased FAD) - max 46° / 115°F
MOVOL:460V - Supply voltage:460 V

30.25 - Cubicle - ULcUL 460V ZR30/ZT30 (30/07/2014 - ...)
 (MODEL:ZR30_08 , MODEL:ZT30_08) + EAPPR:ULCUL + FREQ:60HZ + HAT:N + MOVOL:460V



30.25 - Cubicle - ULcUL 460V ZR30/ZT30 (30/07/2014 - ...)

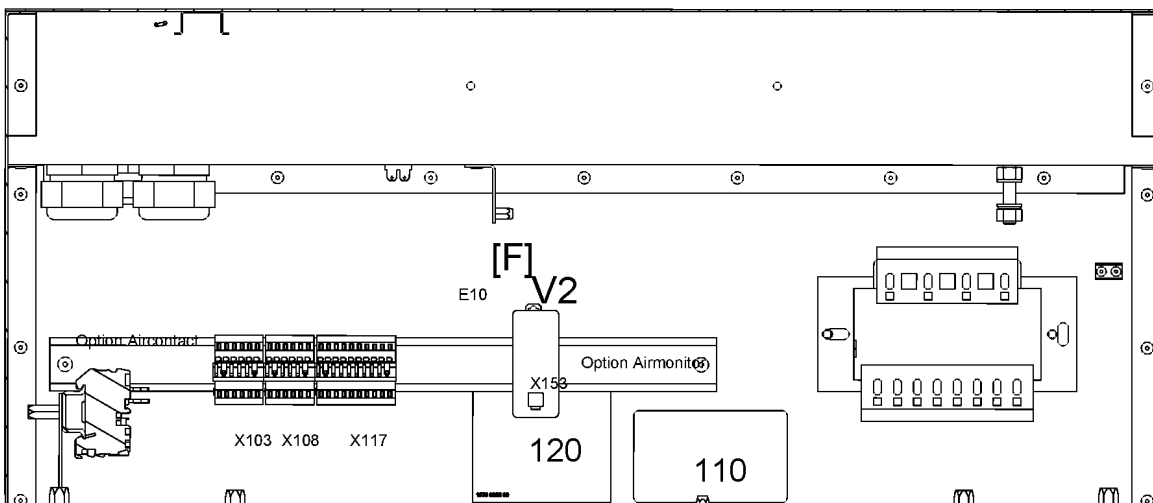
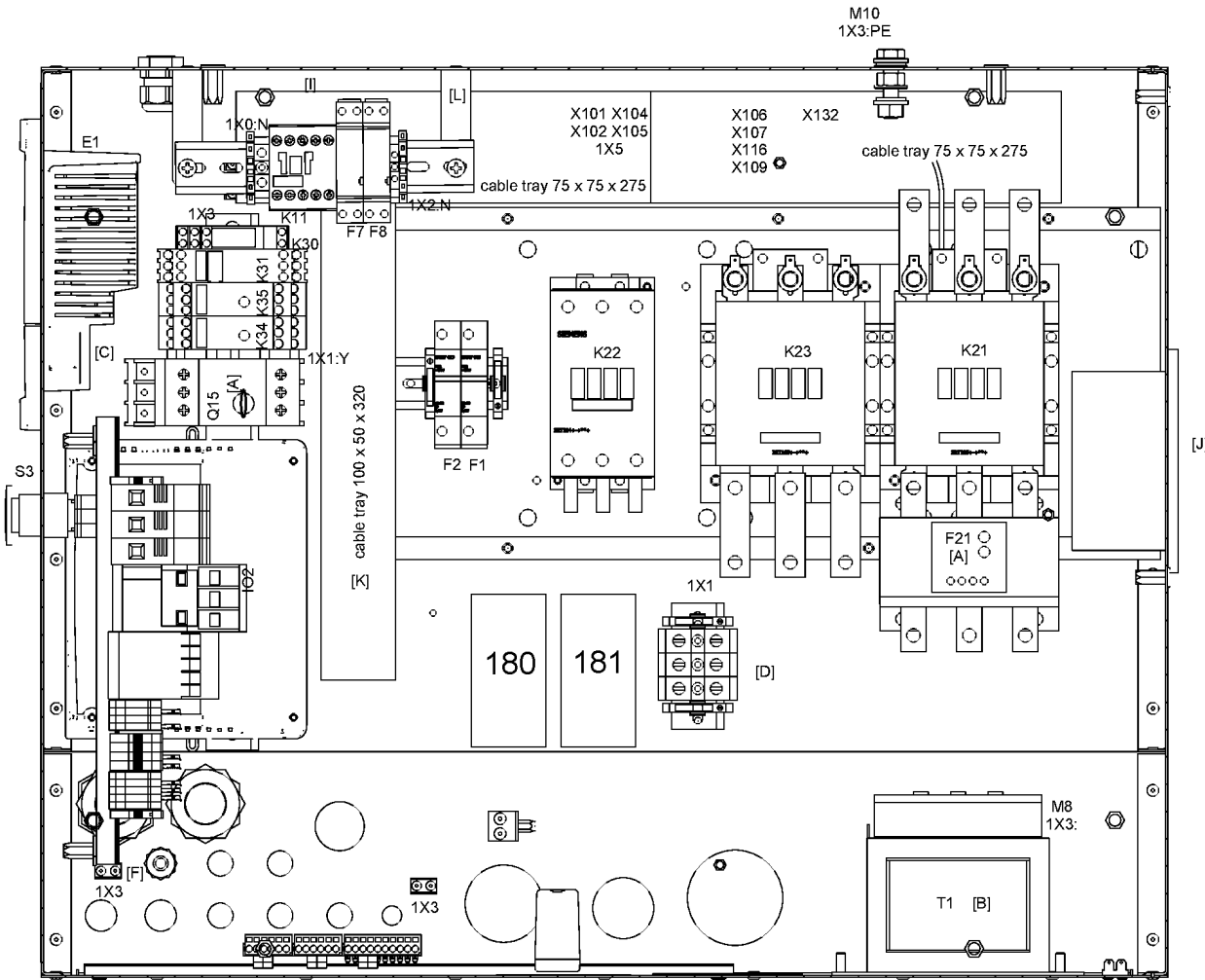
(MODEL:ZR30_08 , MODEL:ZT30_08) + EAPPR:ULCUL + FREQ:60HZ + HAT:N + MOVOL:460V



Ref	Part Number	Qty	Name	Validity	EL	R.
	1900 2190 84	1	CUBICLE	(30/07/2014 - ...)		
	1622 8998 80	1	METAL SHEET ASSEMBLY			
	1622 8996 80	1	METAL SHEET ASSEMBLY			
	1088 0851 05	1	RACEWAY			L=320mm
	0697 9809 20	1	NUT			
	0697 9809 24	2	NUT			
	1088 0031 02	1	CONNECTOR FEMALE		X153	
	1088 0031 18	6	ADAPTOR			
	Electrical legend:	X103-X108-X117				
	1088 0031 22	1	CONNECTOR FEMALE		X107	
	1088 0031 24	1	CONNECTOR FEMALE		X137	
	1088 0031 32	1	CONNECTOR FEMALE		3X30	
	1088 0031 34	1	CONNECTOR FEMALE		3X32	
	1088 0031 43	1	CONNECTOR FEMALE		X132	
	1088 0031 46	1	CONNECTOR FEMALE		3X31	
	1088 0031 84	1	CONNECTOR MALE		X103	
	1088 0031 86	1	CONNECTOR MALE		X108	
	1088 0031 90	1	CONNECTOR MALE		X117	
	1088 0037 04	1	CONNECTOR FEMALE		X103	
	1088 0037 06	1	CONNECTOR FEMALE		X108	
	1088 0037 10	1	CONNECTOR FEMALE		X117	
	1088 0037 30	2	CONNECTOR FEMALE		X105-1X5	
	1088 0037 31	2	CONNECTOR FEMALE		X104-X116	
	1088 0037 32	1	CONNECTOR FEMALE		X102b	
	1088 0037 33	1	CONNECTOR FEMALE		X102a	
	1088 0037 33	1	CONNECTOR FEMALE		X109	
	1088 0037 81	1	CONNECTOR FEMALE		2X27	
	1088 0037 83	1	CONNECTOR FEMALE		3X33	
	1088 0851 16	2	RACEWAY			L=275mm
	1089 0577 58	2	END RETAINER			
	1089 0649 03	1	EMERGENCY STOP BUTTON		S3	
	1089 9337 13	2	CONTACT BLOCK		S3	
	1089 9415 07	1	CONTACT BLOCK		K21	
	9820 3642 15	1	SERVICE DIAGRAM			
	0090 1400 02	1	MOUNTING RAIL			L=320mm
	0694 5285 12	9	ISOLATOR CAP FEMALE FASTON		K22-K23	
	0694 5900 06	6	FASTON FLAT 6.3X0.8		K22-K23	
	1088 0004 20	3	DOUBLE FASTON 6.3X0.8		K23	
	1088 0031 64	1	CONNECTOR MALE		X102b	
	1088 0031 65	1	CONNECTOR MALE		X102a	
	1089 0577 58	1	END RETAINER			
	1089 9415 09	1	CONTACT BLOCK		K22	
	1089 9415 34	1	CONTACTOR		K22	
	1089 9415 36	2	CONTACTOR		K21-K23	
	1089 9415 55	1	CONTACT BLOCK		K21	
	1089 9415 56	1	CONTACT BLOCK		K23	
	1089 9416 93	1	3PH TERMINAL BLOCK		K21	
	1089 9446 61	1	OVERLOAD RELAY		F21	
	1900 2803 00	0	DRAWING			
	1079 9924 26	1	LABEL		180	

Legend:EAPPR:ULCUL - Electrical approval:UL/cUL
MODEL:ZR30_08 - Model:ZR 30FREQ:60HZ - Frequency:60 Hz
MODEL:ZT30_08 - Model:ZT 30HAT:N - High ambient temperature version:reduced ambient
condition (Increased FAD) - max 46° / 115°F
MOVOL:460V - Supply voltage:460 V

30.25 - Cubicle - ULcUL 460V ZR30/ZT30 (30/07/2014 - ...)
 (MODEL:ZR30_08 , MODEL:ZT30_08) + EAPPR:ULCUL + FREQ:60HZ + HAT:N + MOVOL:460V



30.25 - Cubicle - ULcUL 460V ZR30/ZT30 (30/07/2014 - ...)

(MODEL:ZR30_08 , MODEL:ZT30_08) + EAPPR:ULCUL + FREQ:60HZ + HAT:N + MOVOL:460V

Ref	Part Number	Qty	Name	Validity	EL	R.
	1089 0612 01	2	FUSE HOLDER		F1-F2	
	1089 9168 26	2	FUSE		F1-F2	
	1089 9514 44	1	TRANSFORMER		T1	
	1089 0577 58	1	END RETAINER			
	1079 9925 69	1	LABEL		120	
	1622 7302 00	1	DATA-LABEL		110	
	1613 3431 00	1	LABEL		130	

Legend:EAPPR:ULCUL - Electrical approval:UL/cUL
MODEL:ZR30_08 - Model:ZR 30FREQ:60HZ - Frequency:60 Hz
MODEL:ZT30_08 - Model:ZT 30HAT:N - High ambient temperature version:reduced ambient
condition (Increased FAD) - max 46° / 115°F
MOVOL:460V - Supply voltage:460 V

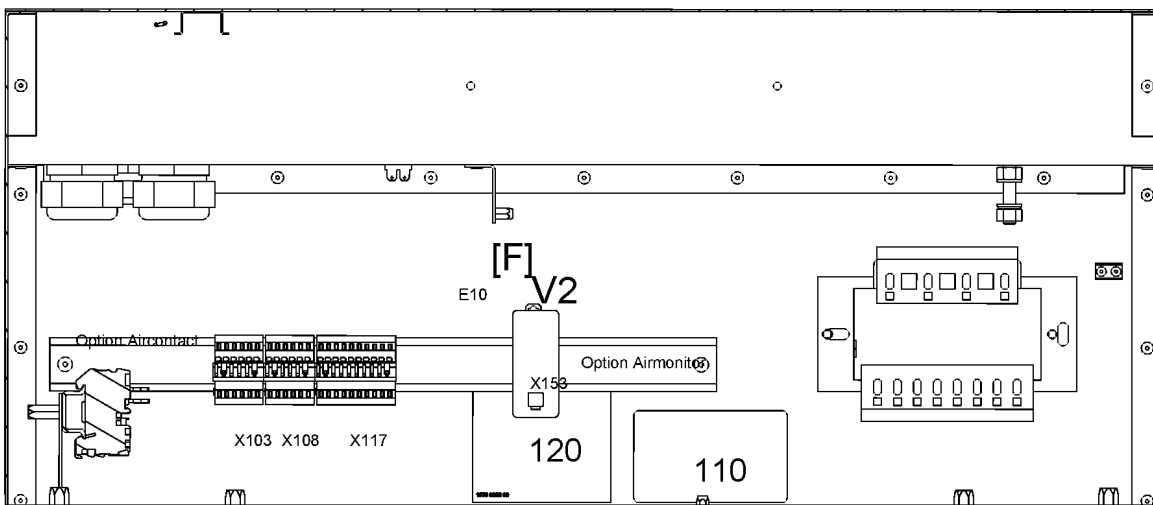
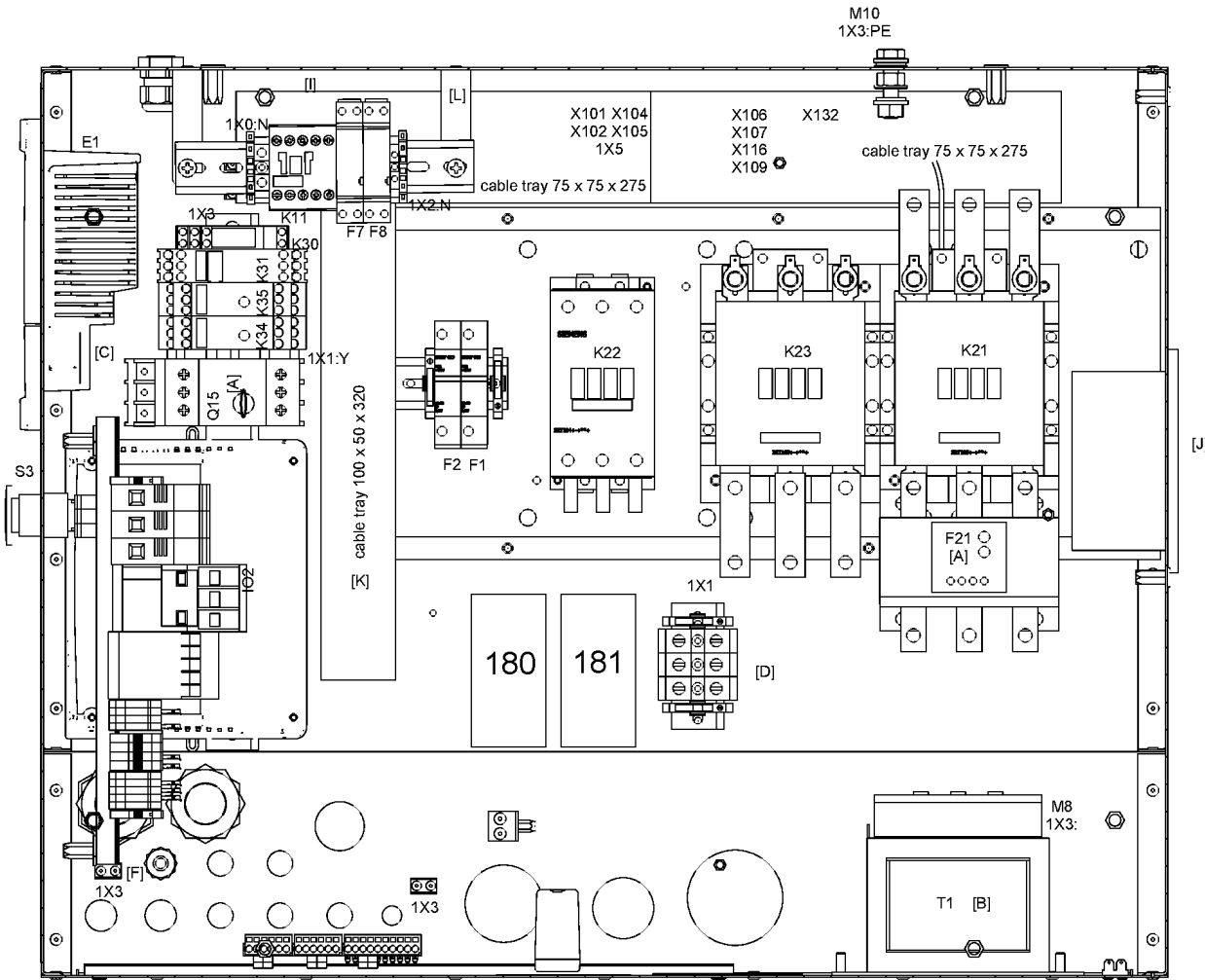
30.26 - Cubicle - ULcUL 460V ZR37/ZT37 (30/07/2009 - 29/07/2014)

(MODEL:ZR37_08 , MODEL:ZT37_08) + EAPPR:ULCUL + FREQ:60HZ + HAT:N + MOVOL:460V

Ref	Part Number	Qty	Name	Validity	EL	R.
	1900 2190 56	1	CUBICLE	(30/07/2009 - 29/07/2014)		
	9820 3642 02	1	SERVICE DIAGRAM			
	9820 3642 22	0	ASSEMBLY DRAWING			
	1622 8996 80	1	METAL SHEET ASSEMBLY			
	1622 8982 00	1	WIRE HARNESS			
	1088 0851 17	1	RACEWAY			L=320mm
	0697 9809 20	1	NUT			
	0697 9809 24	2	NUT			
	1088 0015 02	1	CONNECTOR MALE		X101	
	1088 0015 36	2	CONNECTOR SOCKET		X101	
	1088 0031 18	6	ADAPTOR			
	Electrical legend:	X103-X108-X117				
	1088 0031 22	2	CONNECTOR FEMALE		X106-X107	
	1088 0031 32	1	CONNECTOR FEMALE		3X30	
	1088 0031 34	1	CONNECTOR FEMALE		3X32	
	1088 0031 43	1	CONNECTOR FEMALE		X132	
	1088 0031 82	1	CONNECTOR MALE		X106	
	1088 0031 84	1	CONNECTOR MALE		X103	
	1088 0031 86	1	CONNECTOR MALE		X108	
	1088 0031 90	1	CONNECTOR MALE		X117	
	1088 0037 04	1	CONNECTOR FEMALE		X103	
	1088 0037 06	1	CONNECTOR FEMALE		X108	
	1088 0037 10	1	CONNECTOR FEMALE		X117	
	1088 0037 30	2	CONNECTOR FEMALE		X105-1X5	
	1088 0037 31	2	CONNECTOR FEMALE		X104-X116	
	1088 0037 33	1	CONNECTOR FEMALE		X109	
	1088 0037 62	1	CONNECTOR COMBI		X105	
	1088 0037 81	1	CONNECTOR FEMALE		2X27	
	1088 0037 83	1	CONNECTOR FEMALE		3X33	
	1088 0851 16	2	RACEWAY			L=275mm
	1089 0649 03	1	EMERGENCY STOP BUTTON		S3	
	1089 0577 58	2	END RETAINER			
	1089 0700 02	1	CONNECTOR MALE		X102	
	1089 0700 04	8	CONNECTOR SOCKET		X102	
	1089 9337 13	2	CONTACT BLOCK		S3	
	1089 9415 07	1	CONTACT BLOCK		K21	
	1088 0031 02	1	FEM. CONNECTOR		X153	
	0090 1400 02	1	MOUNTING RAIL			L=320mm
	0694 5285 12	9	ISOLATOR CAP FEMALE FASTON		K22-K23	
	0694 5900 06	6	FASTON FLAT		K22-K23	
	1088 0004 20	3	DOUBLE FASTON		K23	
	1089 0577 58	1	END RETAINER			
	1089 0700 01	1	CONNECTOR FEMALE		X102	
	1089 0700 03	8	CONNECTOR PIN		X102	
	1089 9415 09	1	CONTACT BLOCK		K22	
	1089 9415 34	1	CONTACTOR		K22	
	1089 9415 36	2	CONTACTOR		K21-K23	
	1089 9415 55	1	CONTACT BLOCK		K21	
	1089 9415 56	1	CONTACT BLOCK		K23	
	1089 9416 93	1	3PH TERMINAL BLOCK		K21	

Legend:EAPPR:ULCUL - Electrical approval:UL/cUL
MODEL:ZR37_08 - Model:ZR 37FREQ:60HZ - Frequency:60 Hz
MODEL:ZT37_08 - Model:ZT 37HAT:N - High ambient temperature version:reduced ambient
condition (Increased FAD) - max 46° / 115°F
MOVOL:460V - Supply voltage:460 V

30.26 - Cubicle - ULcUL 460V ZR37/ZT37 (30/07/2009 - 29/07/2014)
 (MODEL:ZR37_08 , MODEL:ZT37_08) + EAPPR:ULCUL + FREQ:60HZ + HAT:N + MOVOL:460V



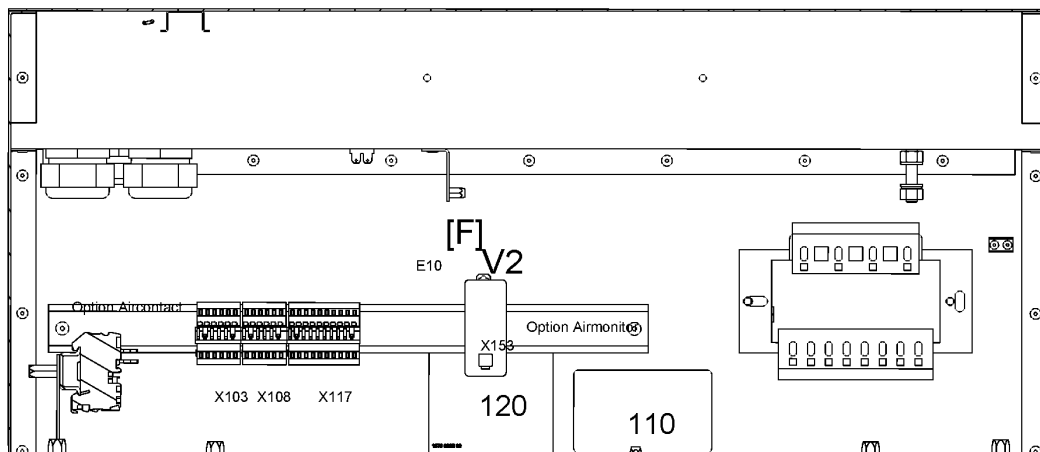
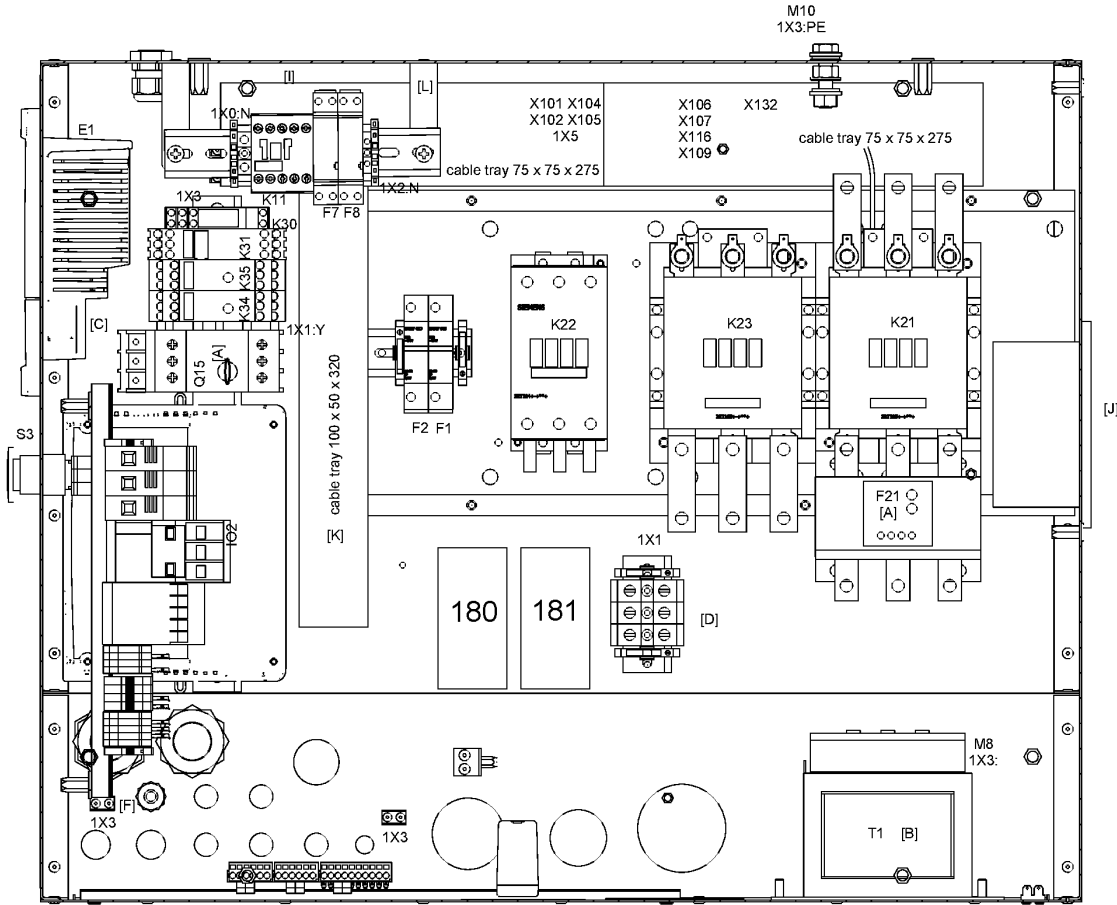
30.26 - Cubicle - ULcUL 460V ZR37/ZT37 (30/07/2009 - 29/07/2014)

(MODEL:ZR37_08 , MODEL:ZT37_08) + EAPPR:ULCUL + FREQ:60HZ + HAT:N + MOVOL:460V

Ref	Part Number	Qty	Name	Validity	EL	R.
	1089 9424 41	1	OVERLOAD RELAY		F21	
	1900 2803 00	0	DRAWING			
	1079 9924 26	1	LABEL		180	
	1089 0612 01	2	FUSE HOLDER		F1-F2	
	1089 9168 26	2	FUSE		F1-F2	
	1089 9514 44	1	TRANSFORMER		T1	
	1089 0577 58	1	END RETAINER			
	1079 9925 69	1	LABEL		120	
	1622 7302 00	1	DATA-LABEL		110	
	1613 3431 00	1	LABEL		130	

Legend:EAPPR:ULCUL - Electrical approval:UL/cUL
MODEL:ZR37_08 - Model:ZR 37FREQ:60HZ - Frequency:60 Hz
MODEL:ZT37_08 - Model:ZT 37HAT:N - High ambient temperature version:reduced ambient
condition (Increased FAD) - max 46° / 115°F
MOVOL:460V - Supply voltage:460 V

30.27 - Cubicle - ULcUL 460V ZR37/ZT37 (30/07/2014 - ...)
 (MODEL:ZR37_08 , MODEL:ZT37_08) + EAPPR:ULCUL + FREQ:60HZ + HAT:N + MOVOL:460V



30.27 - Cubicle - ULcUL 460V ZR37/ZT37 (30/07/2014 - ...)

(MODEL:ZR37_08 , MODEL:ZT37_08) + EAPPR:ULCUL + FREQ:60HZ + HAT:N + MOVOL:460V



Ref	Part Number	Qty	Name	Validity	EL	R.
	1900 2190 84	1	CUBICLE	(30/07/2014 - ...)		
	1622 8998 80	1	METAL SHEET ASSEMBLY			
	1622 8996 80	1	METAL SHEET ASSEMBLY			
	1088 0851 05	1	RACEWAY			L=320mm
	0697 9809 20	1	NUT			
	0697 9809 24	2	NUT			
	1088 0031 02	1	CONNECTOR FEMALE		X153	
	1088 0031 18	6	ADAPTOR			
	Electrical legend:	X103-X108-X117				
	1088 0031 22	1	CONNECTOR FEMALE		X107	
	1088 0031 24	1	CONNECTOR FEMALE		X137	
	1088 0031 32	1	CONNECTOR FEMALE		3X30	
	1088 0031 34	1	CONNECTOR FEMALE		3X32	
	1088 0031 43	1	CONNECTOR FEMALE		X132	
	1088 0031 46	1	CONNECTOR FEMALE		3X31	
	1088 0031 84	1	CONNECTOR MALE		X103	
	1088 0031 86	1	CONNECTOR MALE		X108	
	1088 0031 90	1	CONNECTOR MALE		X117	
	1088 0037 04	1	CONNECTOR FEMALE		X103	
	1088 0037 06	1	CONNECTOR FEMALE		X108	
	1088 0037 10	1	CONNECTOR FEMALE		X117	
	1088 0037 30	2	CONNECTOR FEMALE		X105-1X5	
	1088 0037 31	2	CONNECTOR FEMALE		X104-X116	
	1088 0037 32	1	CONNECTOR FEMALE		X102b	
	1088 0037 33	1	CONNECTOR FEMALE		X102a	
	1088 0037 33	1	CONNECTOR FEMALE		X109	
	1088 0037 81	1	CONNECTOR FEMALE		2X27	
	1088 0037 83	1	CONNECTOR FEMALE		3X33	
	1088 0851 16	2	RACEWAY			L=275mm
	1089 0577 58	2	END RETAINER			
	1089 0649 03	1	EMERGENCY STOP BUTTON		S3	
	1089 9337 13	2	CONTACT BLOCK		S3	
	1089 9415 07	1	CONTACT BLOCK		K21	
	9820 3642 15	1	SERVICE DIAGRAM			
	0090 1400 02	1	MOUNTING RAIL			L=320mm
	0694 5285 12	9	ISOLATOR CAP FEMALE FASTON		K22-K23	
	0694 5900 06	6	FASTON FLAT 6.3X0.8		K22-K23	
	1088 0004 20	3	DOUBLE FASTON 6.3X0.8		K23	
	1088 0031 64	1	CONNECTOR MALE		X102b	
	1088 0031 65	1	CONNECTOR MALE		X102a	
	1089 0577 58	1	END RETAINER			
	1089 9415 09	1	CONTACT BLOCK		K22	
	1089 9415 34	1	CONTACTOR		K22	
	1089 9415 36	2	CONTACTOR		K21-K23	
	1089 9415 55	1	CONTACT BLOCK		K21	
	1089 9415 56	1	CONTACT BLOCK		K23	
	1089 9416 93	1	3PH TERMINAL BLOCK		K21	
	1089 9446 61	1	OVERLOAD RELAY		F21	
	1900 2803 00	0	DRAWING			
	1079 9924 26	1	LABEL		180	

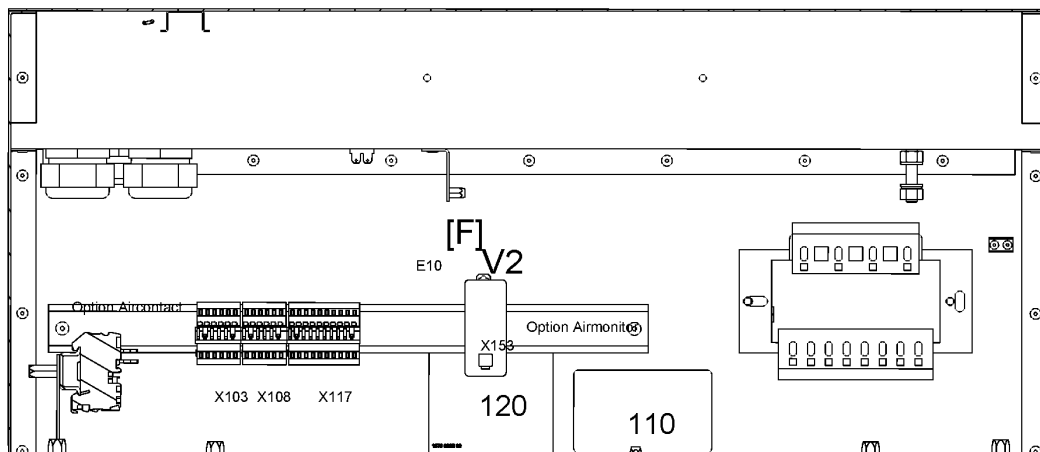
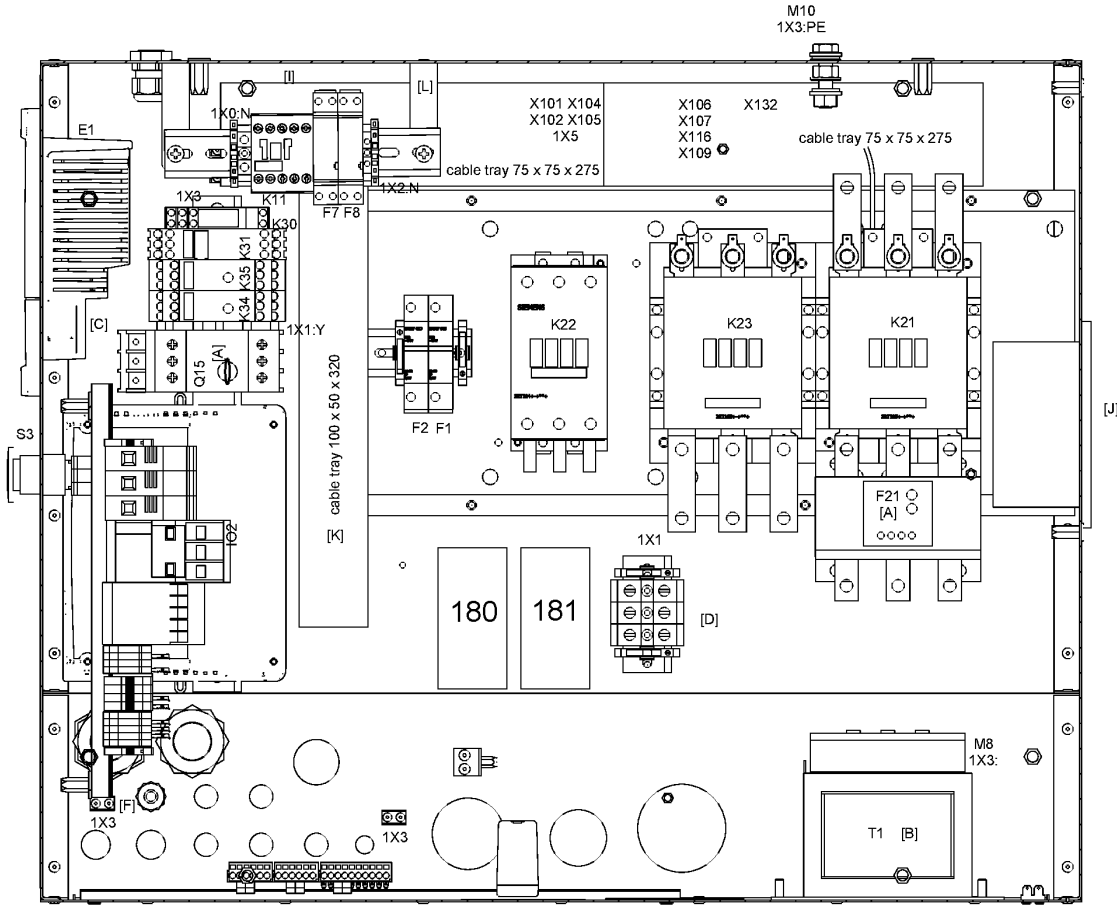
Legend:

EAPPR:ULCUL - Electrical approval:UL/cUL
MODEL:ZR37_08 - Model:ZR 37

FREQ:60HZ - Frequency:60 Hz
MODEL:ZT37_08 - Model:ZT 37

HAT:N - High ambient temperature version:reduced ambient
condition (Increased FAD) - max 46° / 115°F
MOVOL:460V - Supply voltage:460 V

30.27 - Cubicle - ULcUL 460V ZR37/ZT37 (30/07/2014 - ...)
 (MODEL:ZR37_08 , MODEL:ZT37_08) + EAPPR:ULCUL + FREQ:60HZ + HAT:N + MOVOL:460V



30.27 - Cubicle - ULcUL 460V ZR37/ZT37 (30/07/2014 - ...)
 (MODEL:ZR37_08 , MODEL:ZT37_08) + EAPPR:ULCUL + FREQ:60HZ + HAT:N + MOVOL:460V



Ref	Part Number	Qty	Name	Validity	EL	R.
	1089 0612 01	2	FUSE HOLDER		F1-F2	
	1089 9168 26	2	FUSE		F1-F2	
	1089 9514 44	1	TRANSFORMER		T1	
	1089 0577 58	1	END RETAINER			
	1079 9925 69	1	LABEL		120	
	1622 7302 00	1	DATA-LABEL		110	
	1613 3431 00	1	LABEL		130	

Legend:

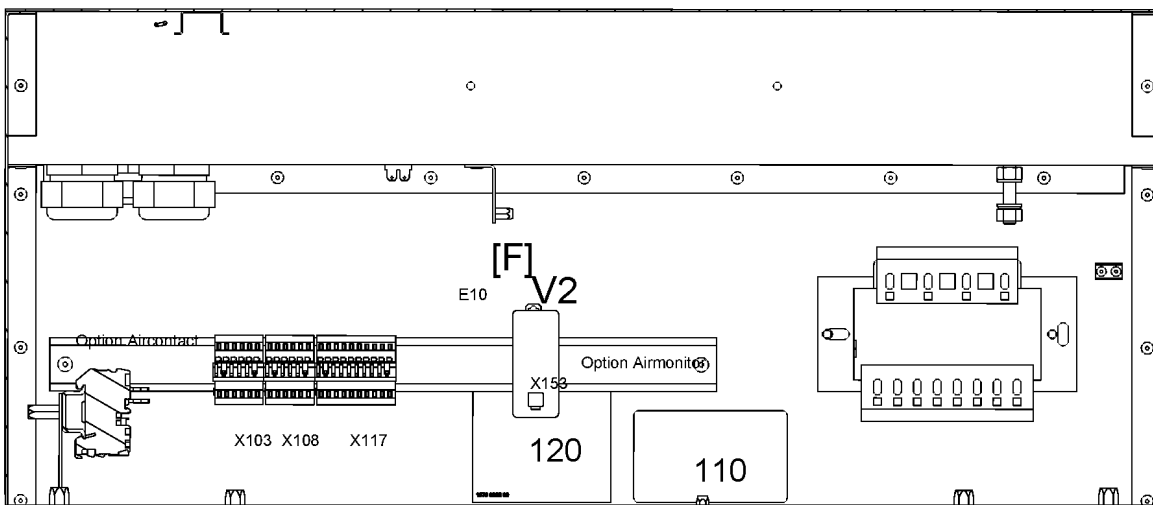
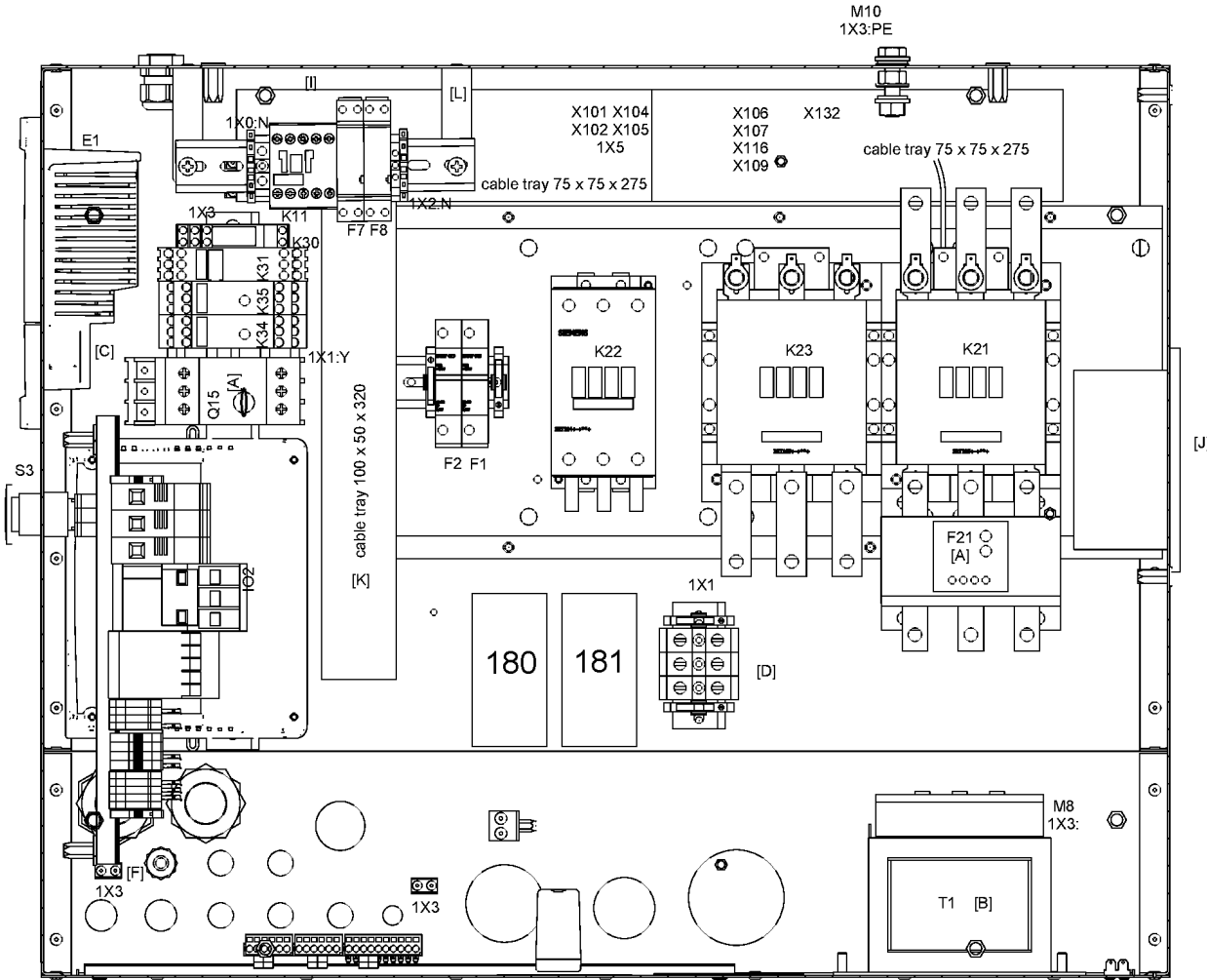
EAPPR:ULCUL - Electrical approval:UL/cUL
 MODEL:ZR37_08 - Model:ZR 37

FREQ:60HZ - Frequency:60 Hz
 MODEL:ZT37_08 - Model:ZT 37

HAT:N - High ambient temperature version:reduced ambient
 condition (Increased FAD) - max 46° / 115°F
 MOVOL:460V - Supply voltage:460 V

30.28 - Cubicle - ULcUL 460V/575V ZR45/ZT45

(MODEL:ZR45_08 , MODEL:ZT45_08) + (MOVOL:460V , MOVOL:575V) + EAPPR:ULCUL + FREQ:60HZ + HAT:N



30.28 - Cubicle - ULcUL 460V/575V ZR45/ZT45

(MODEL:ZR45_08 , MODEL:ZT45_08) + (MOVOL:460V , MOVOL:575V) + EAPPR:ULCUL + FREQ:60HZ + HAT:N

Ref	Part Number	Qty	Name	Validity	EL	R.
	1900 2190 57	1	CUBICLE	(30/07/2009 - ...)		
	9820 3642 02	1	SERVICE DIAGRAM			
	9820 3642 22	0	ASSEMBLY DRAWING			
	1622 8996 80	1	METAL SHEET ASSEMBLY			
	1622 8982 00	1	WIRE HARNESS			
	1088 0851 17	1	RACEWAY			L=320mm
	0697 9809 20	1	NUT			
	0697 9809 24	2	NUT			
	1088 0015 02	1	CONNECTOR MALE		X101	
	1088 0015 36	2	CONNECTOR SOCKET		X101	
	1088 0031 18	6	ADAPTOR			
	Electrical legend:	X103-X108-X117				
	1088 0031 22	2	CONNECTOR FEMALE		X106-X107	
	1088 0031 32	1	CONNECTOR FEMALE		3X30	
	1088 0031 34	1	CONNECTOR FEMALE		3X32	
	1088 0031 43	1	CONNECTOR FEMALE		X132	
	1088 0031 82	1	CONNECTOR MALE		X106	
	1088 0031 84	1	CONNECTOR MALE		X103	
	1088 0031 86	1	CONNECTOR MALE		X108	
	1088 0031 90	1	CONNECTOR MALE		X117	
	1088 0037 04	1	CONNECTOR FEMALE		X103	
	1088 0037 06	1	CONNECTOR FEMALE		X108	
	1088 0037 10	1	CONNECTOR FEMALE		X117	
	1088 0037 30	2	CONNECTOR FEMALE		X105-1X5	
	1088 0037 31	2	CONNECTOR FEMALE		X104-X116	
	1088 0037 33	1	CONNECTOR FEMALE		X109	
	1088 0037 62	1	CONNECTOR COMBI		X105	
	1088 0037 81	1	CONNECTOR FEMALE		2X27	
	1088 0037 83	1	CONNECTOR FEMALE		3X33	
	1088 0851 16	2	RACEWAY			L=275mm
	1089 0649 03	1	EMERGENCY STOP BUTTON		S3	
	1089 0577 58	2	END RETAINER			
	1089 0700 02	1	CONNECTOR MALE		X102	
	1089 0700 04	8	CONNECTOR SOCKET		X102	
	1089 9337 13	2	CONTACT BLOCK		S3	
	1089 9415 07	1	CONTACT BLOCK		K21	
	1088 0031 02	1	FEM. CONNECTOR		X153	
	0090 1400 02	1	MOUNTING RAIL			L=320mm
	0694 5281 34	3	CABLE LUG		K21	
	0694 5285 12	6	ISOLATOR CAP FEMALE FASTON		K22-K23	
	0694 5900 06	6	FASTON FLAT		K22-K23	
	0694 5900 07	3	ANGLED FASTON		K21	
	1089 0577 58	1	END RETAINER			
	1089 0700 01	1	CONNECTOR FEMALE		X102	
	1089 0700 03	8	CONNECTOR PIN		X102	
	1089 9362 04	1	TERMINAL COVER		K21	
	1089 9415 09	1	CONTACT BLOCK		K22	
	1089 9415 34	1	CONTACTOR		K22	
	1089 9415 44	2	CONTACTOR		K21-K23	
	1089 9415 55	1	CONTACT BLOCK		K21	

Legend:

EAPPR:ULCUL - Electrical approval:UL/cUL
MODEL:ZR45_08 - Model:ZR 45
MOVOL:575V - Supply voltage:575 V

FREQ:60HZ - Frequency:60 Hz
MODEL:ZT45_08 - Model:ZT 45

HAT:N - High ambient temperature version:reduced ambient
condition (Increased FAD) - max 46° / 115°F
MOVOL:460V - Supply voltage:460 V

30.28 - Cubicle - ULcUL 460V/575V ZR45/ZT45

(MODEL:ZR45_08 , MODEL:ZT45_08) + (MOVOL:460V , MOVOL:575V) + EAPPR:ULCUL + FREQ:60HZ + HAT:N

Ref	Part Number	Qty	Name	Validity	EL	R.
	1089 9415 56	1	CONTACT BLOCK		K23	
	1089 9446 66	1	OVERLOAD RELAY		F21	
	1622 1692 00	3	CONNECTION ELEMENT		K21	
	1900 2804 00	0	DRAWING			
	1079 9924 26	1	LABEL		180	
	1089 0612 01	2	FUSE HOLDER		F1-F2	
	1089 9168 26	2	FUSE		F1-F2	
	1089 9514 44	1	TRANSFORMER		T1	
	1089 0577 58	1	END RETAINER			
	1079 9925 69	1	LABEL		120	
	1622 7302 00	1	DATA-LABEL		110	
	1613 3431 00	1	LABEL		130	

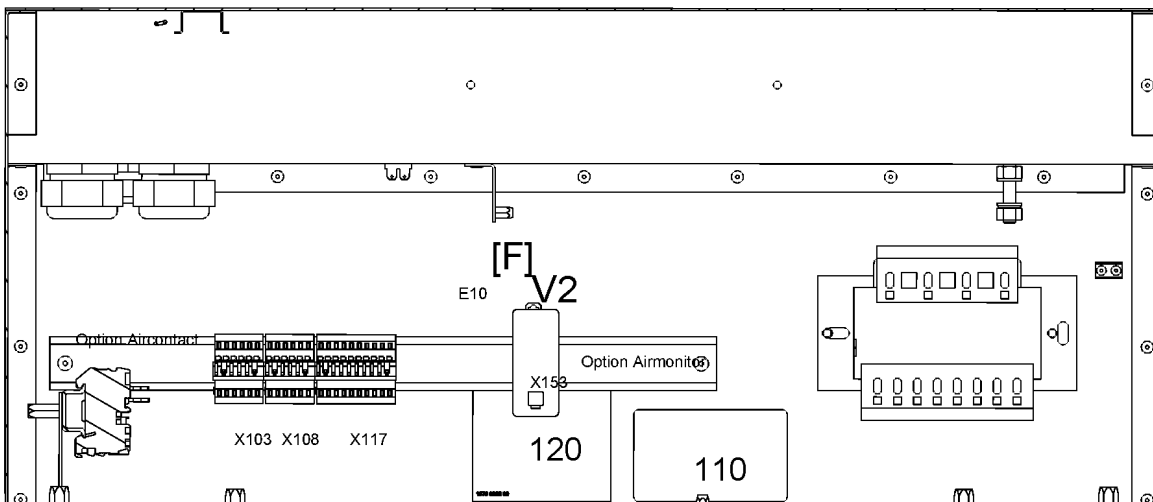
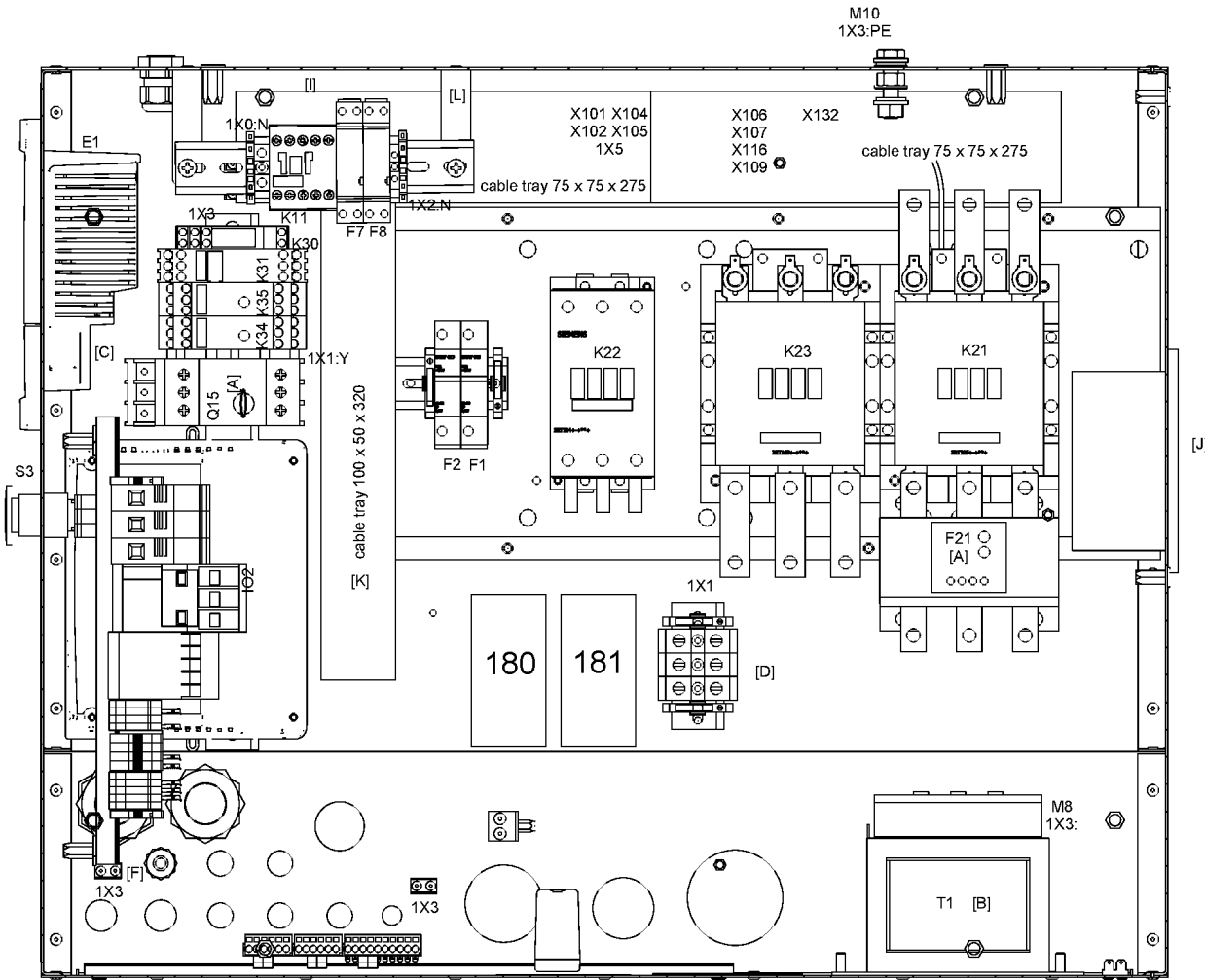
Legend:

EAPPR:ULCUL - Electrical approval:UL/cUL
 MODEL:ZR45_08 - Model:ZR 45
 MOVOL:575V - Supply voltage:575 V

FREQ:60HZ - Frequency:60 Hz
 MODEL:ZT45_08 - Model:ZT 45

HAT:N - High ambient temperature version:reduced ambient
 condition (Increased FAD) - max 46° / 115°F
 MOVOL:460V - Supply voltage:460 V

30.29 - Cubicle - ULcUL 460V ZR30/ZR37/ZT30/ZT37 HAV- 575V ZR37/ZT37 HAV
 ((MODEL:ZR30_08 , MODEL:ZT30_08) + MOVOL:460V , (MODEL:ZR37_08 , MODEL:ZT37_08) + (MOVOL:460V , MOVOL:575V)) + EAPPR:ULCUL +
 FREQ:60HZ + HAT:Y



30.29 - Cubicle - ULcUL 460V ZR30/ZR37/ZT30/ZT37 HAV- 575V ZR37/ZT37 HAV
 (MODEL:ZR30_08 , MODEL:ZR37_08) + MOVOL:460V , (MODEL:ZR37_08 , MODEL:ZT37_08) + (MOVOL:460V , MOVOL:575V) + EAPPR:ULCUL +
 FREQ:60HZ + HAT:Y



Ref	Part Number	Qty	Name	Validity	EL	R.
	1900 2190 72	1	CUBICLE	(30/07/2009 - ...)		
	9820 3642 02	1	SERVICE DIAGRAM			
	9820 3642 22	0	ASSEMBLY DRAWING			
	1622 8998 80	1	METAL SHEET ASSEMBLY			
	1622 8982 00	1	WIRE HARNESS			
	1088 0851 17	1	RACEWAY			L=320
	0697 9809 20	1	NUT			
	0697 9809 24	2	NUT			
	1088 0015 02	1	CONNECTOR MALE		X101	
	1088 0015 36	2	CONNECTOR SOCKET		X101	
	1088 0031 18	6	ADAPTOR			
	Electrical legend:	X103-X108-X117				
	1088 0031 22	2	CONNECTOR FEMALE		X106-X107	
	1088 0031 32	1	CONNECTOR FEMALE		3X30	
	1088 0031 34	1	CONNECTOR FEMALE		3X32	
	1088 0031 43	1	CONNECTOR FEMALE		X132	
	1088 0031 82	1	CONNECTOR MALE		X106	
	1088 0031 84	1	CONNECTOR MALE		X103	
	1088 0031 86	1	CONNECTOR MALE		X108	
	1088 0031 90	1	CONNECTOR MALE		X117	
	1088 0037 04	1	CONNECTOR FEMALE		X103	
	1088 0037 06	1	CONNECTOR FEMALE		X108	
	1088 0037 10	1	CONNECTOR FEMALE		X117	
	1088 0037 30	2	CONNECTOR FEMALE		X105-1X5	
	1088 0037 31	2	CONNECTOR FEMALE		X104-X116	
	1088 0037 33	1	CONNECTOR FEMALE		X109	
	1088 0037 62	1	CONNECTOR COMBI		X105	
	1088 0037 81	1	CONNECTOR FEMALE		2X27	
	1088 0037 83	1	CONNECTOR FEMALE		3X33	
	1088 0851 16	2	RACEWAY			L=275mm
	1089 0649 03	1	EMERGENCY STOP BUTTON		S3	
	1089 0577 58	2	END RETAINER			
	1089 0700 02	1	CONNECTOR MALE		X102	
	1089 0700 04	8	CONNECTOR SOCKET		X102	
	1089 9337 13	2	CONTACT BLOCK		S3	
	1089 9415 07	1	CONTACT BLOCK		K21	
	1088 0031 02	1	FEM. CONNECTOR		X153	
	0090 1400 02	1	MOUNTING RAIL			L=320mm
	0694 5285 12	9	ISOLATOR CAP FEMALE FASTON		K22-K23	
	0694 5900 06	6	FASTON FLAT		K22-K23	
	1088 0004 20	3	DOUBLE FASTON		K23	
	1089 0577 58	1	END RETAINER			
	1089 0700 01	1	CONNECTOR FEMALE		X102	
	1089 0700 03	8	CONNECTOR PIN		X102	
	1089 9415 09	1	CONTACT BLOCK		K22	
	1089 9415 34	1	CONTACTOR		K22	
	1089 9415 36	2	CONTACTOR		K21-K23	
	1089 9415 55	1	CONTACT BLOCK		K21	
	1089 9415 56	1	CONTACT BLOCK		K23	

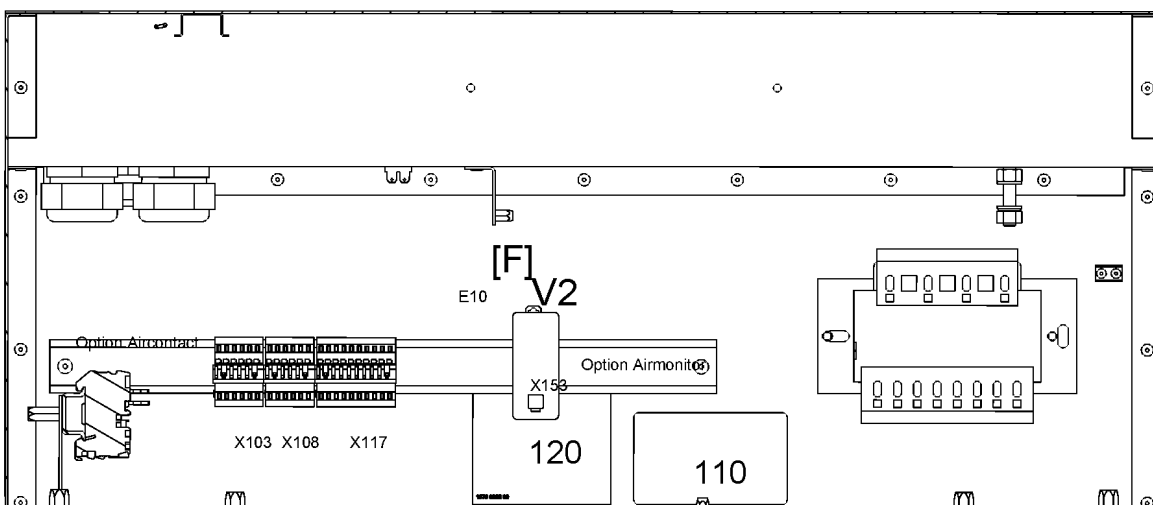
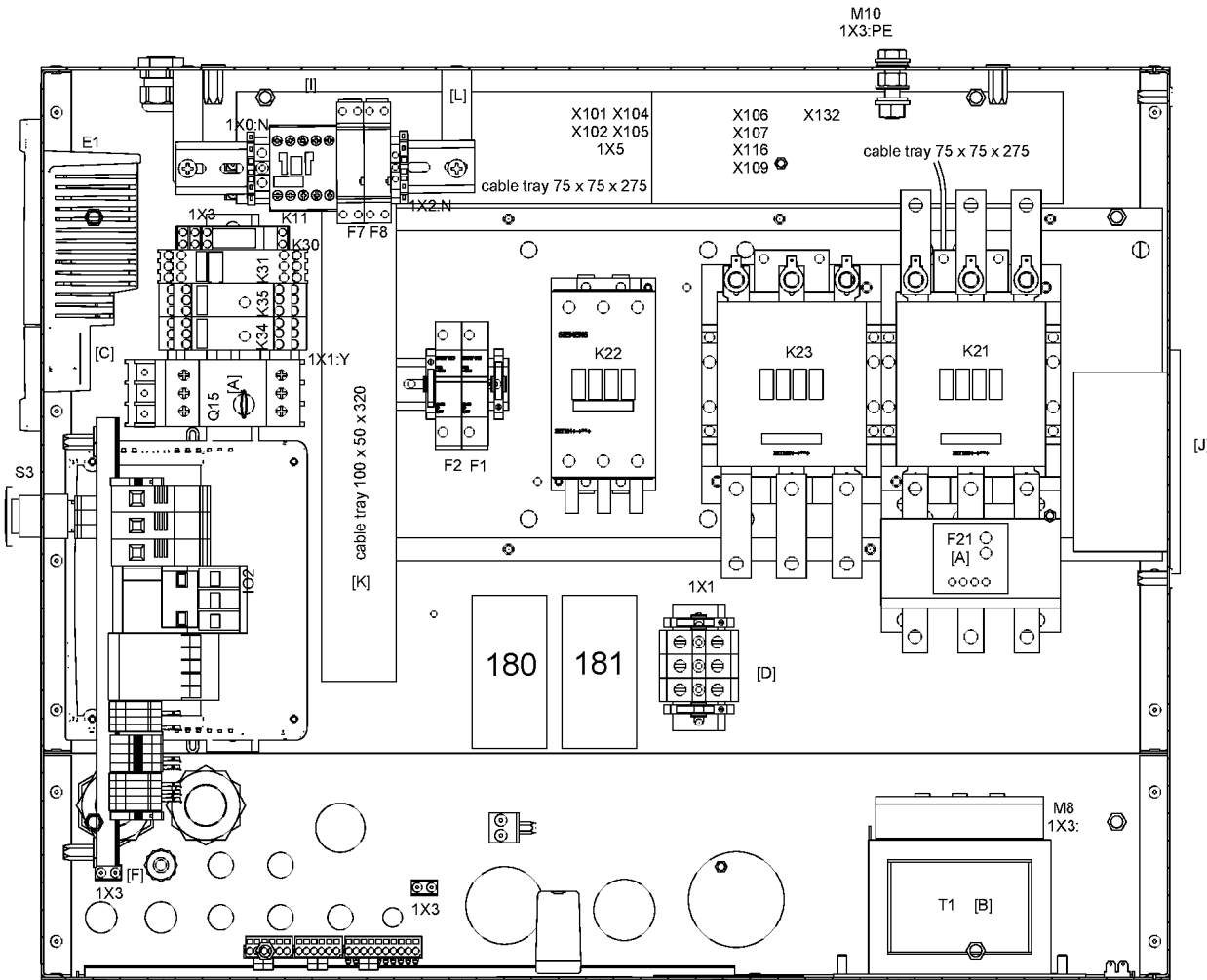
Legend:

EAPPR:ULCUL - Electrical approval:UL/cUL
 MODEL:ZR30_08 - Model:ZR 30
 MODEL:ZT37_08 - Model:ZT 37

FREQ:60HZ - Frequency:60 Hz
 MODEL:ZR37_08 - Model:ZR 37
 MOVOL:460V - Supply voltage:460 V

HAT:Y - High ambient temperature version:High ambient condition
 MODEL:ZT30_08 - Model:ZT 30
 MOVOL:575V - Supply voltage:575 V

30.29 - Cubicle - ULcUL 460V ZR30/ZR37/ZT30/ZT37 HAV- 575V ZR37/ZT37 HAV
 ((MODEL:ZR30_08 , MODEL:ZT30_08) + MOVOL:460V , (MODEL:ZR37_08 , MODEL:ZT37_08) + (MOVOL:460V , MOVOL:575V)) + EAPPR:ULCUL +
 FREQ:60HZ + HAT:Y



30.29 - Cubicle - ULcUL 460V ZR30/ZR37/ZT30/ZT37 HAV- 575V ZR37/ZT37 HAV
 ((MODEL:ZR30_08 , MODEL:ZT30_08) + MOVOL:460V , (MODEL:ZR37_08 , MODEL:ZT37_08) + (MOVOL:460V , MOVOL:575V)) + EAPPR:ULCUL +
 FREQ:60HZ + HAT:Y



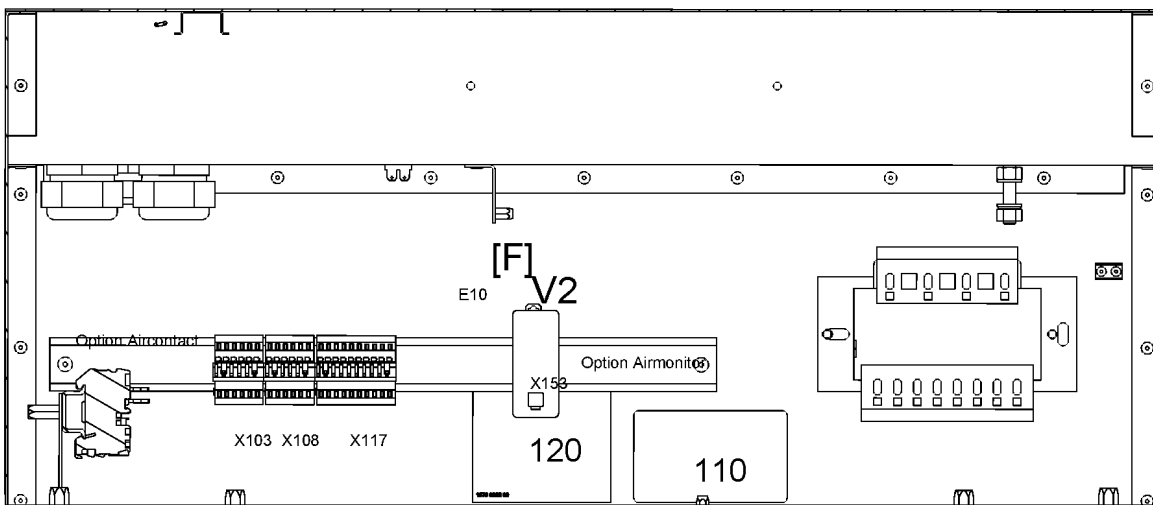
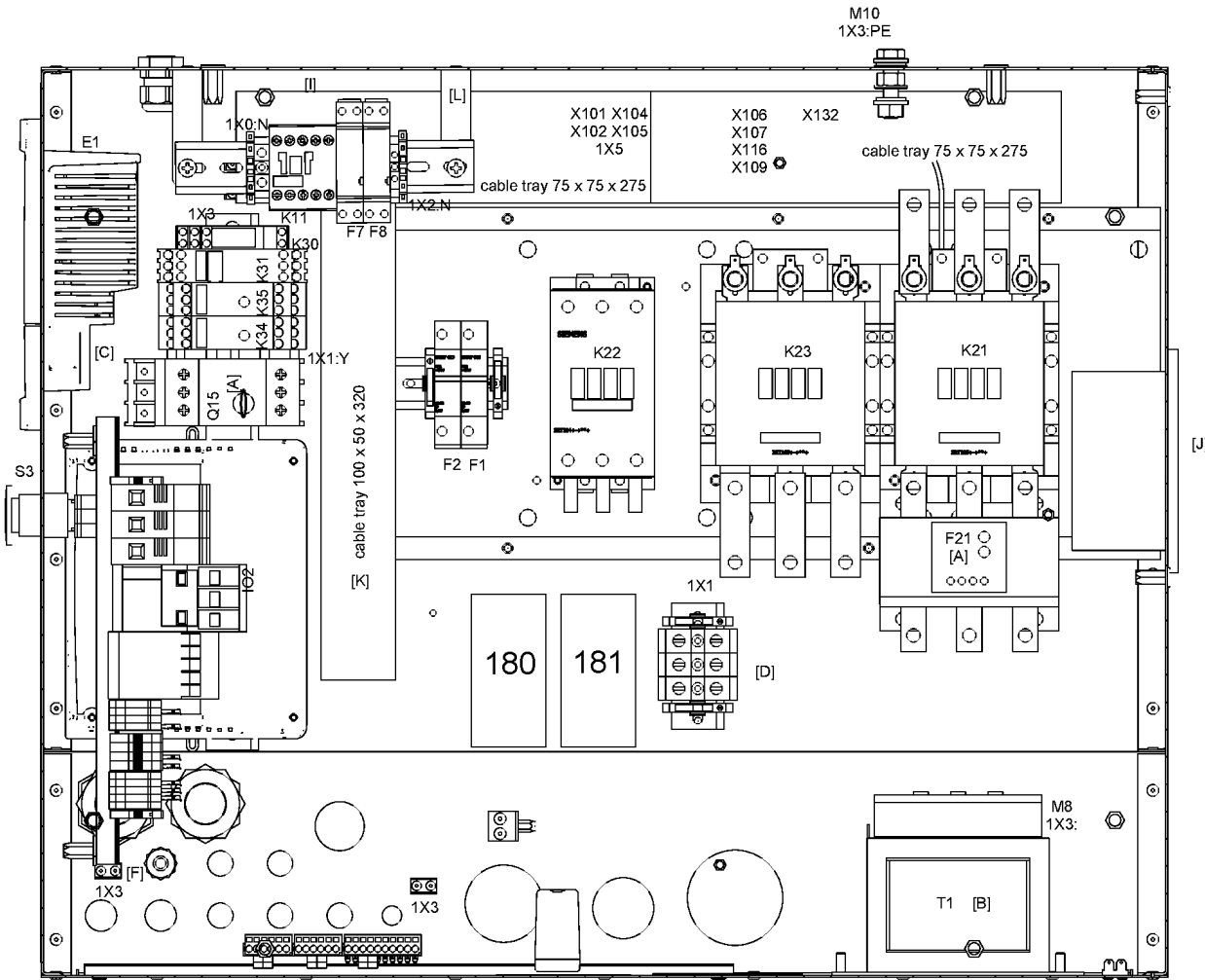
Ref	Part Number	Qty	Name	Validity	EL	R.
	1089 9416 93	1	3PH TERMINAL BLOCK		K21	
	1089 9424 40	1	OVERLOAD RELAY		F21	
	1900 2803 00	0	DRAWING			
	1079 9924 26	1	LABEL		180	
	1089 0612 01	2	FUSE HOLDER		F1-F2	
	1089 9168 26	2	FUSE		F1-F2	
	1089 9514 44	1	TRANSFORMER		T1	
	1089 0577 58	1	END RETAINER			
	1079 9925 69	1	LABEL		120	
	1622 7302 00	1	DATA-LABEL		110	
	1613 3431 00	1	LABEL		130	
	1088 0037 62	1	CONNECTOR COMBI		X105	
	1089 9415 07	1	CONTACT BLOCK		K23	
	1089 9556 30	1	AIR INLET + FAN		M3	

Legend:

EAPPR:ULCUL - Electrical approval:UL/cUL
 MODEL:ZR30_08 - Model:ZR 30
 MODEL:ZT37_08 - Model:ZT 37

FREQ:60HZ - Frequency:60 Hz
 MODEL:ZR37_08 - Model:ZR 37
 MOVOL:460V - Supply voltage:460 V

HAT:Y - High ambient temperature version:High ambient condition
 MODEL:ZT30_08 - Model:ZT 30
 MOVOL:575V - Supply voltage:575 V



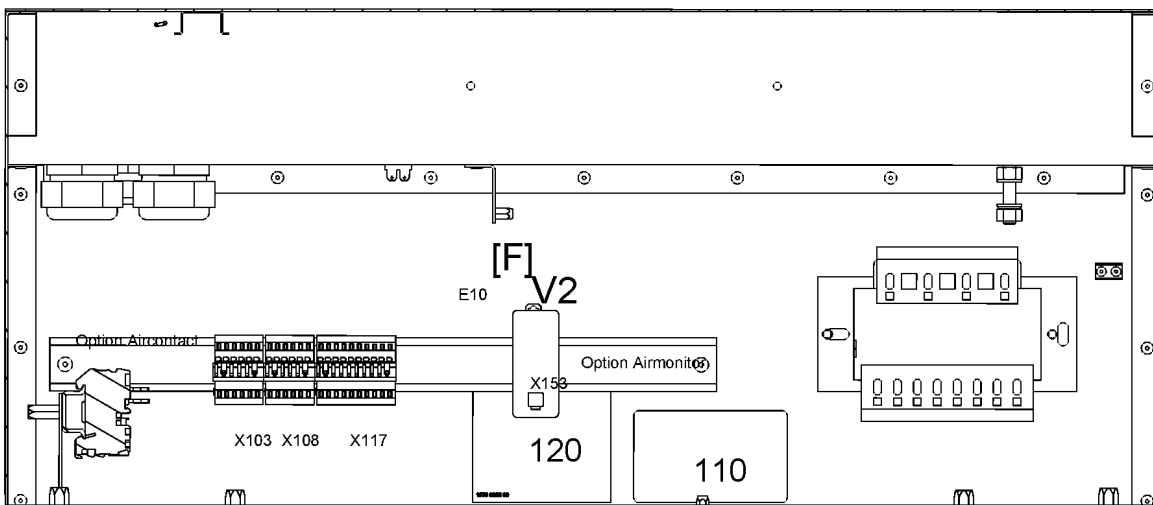
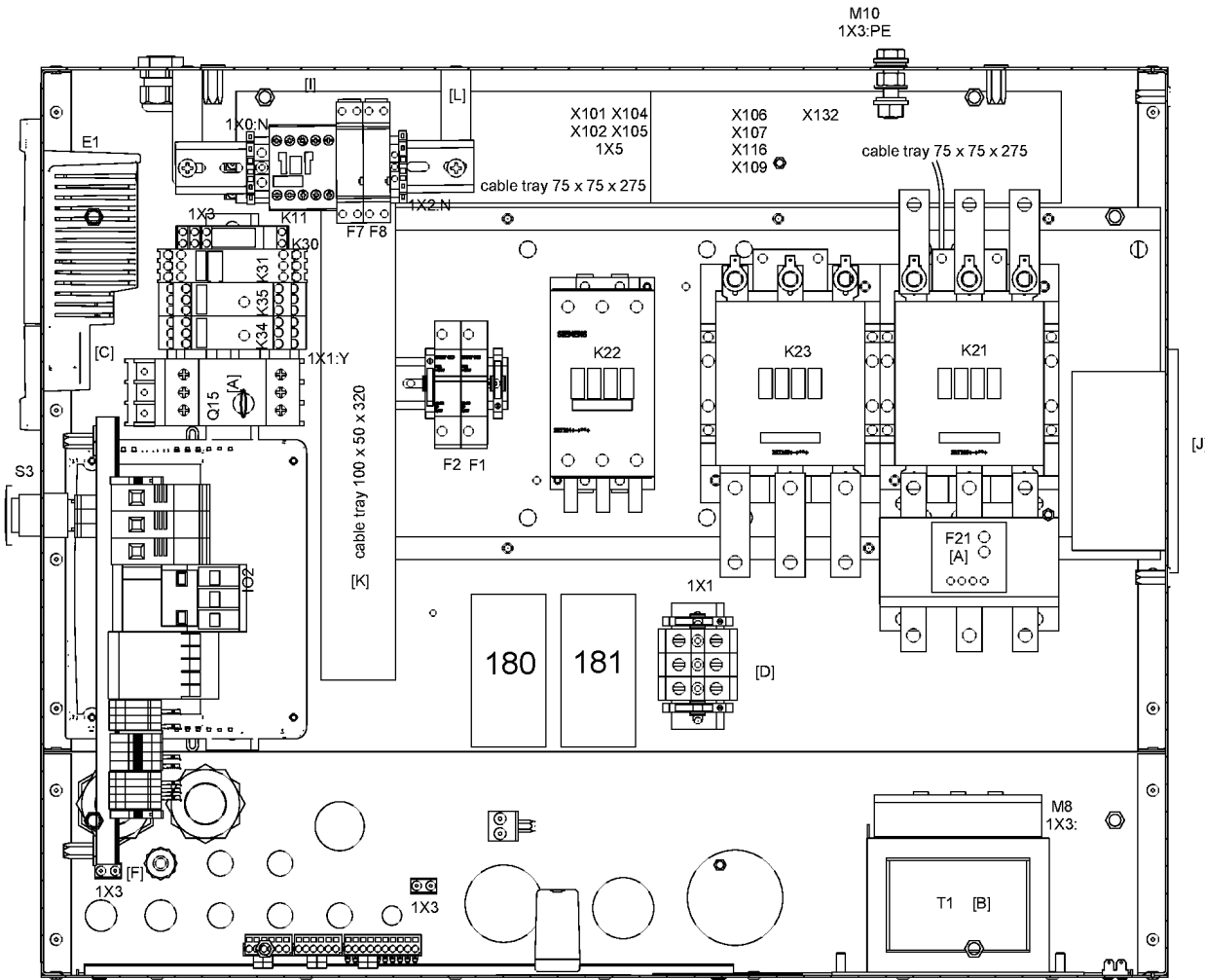
30.30 - Cubicle - ULcUL 460V ZR45/ZT45 HAV (30/07/2009 - 29/07/2014)

(MODEL:ZR45_08 , MODEL:ZT45_08) + EAPPR:ULCUL + FREQ:60HZ + HAT:Y + MOVOL:460V



Ref	Part Number	Qty	Name	Validity	EL
	1900 2190 73	1	CUBICLE	(30/07/2009 - 29/07/2014)	
	9820 3642 02	1	SERVICE DIAGRAM		-
	9820 3642 22	-	ASSEMBLY DRAWING		-
	1622 8998 80	1	METAL SHEET ASSEMBLY		-
	1622 8982 00	1	WIRE HARNESS		WH
	1088 0851 17	1	RACEWAY		L=320
	0697 9809 20	1	NUT		wh
	0697 9809 24	2	NUT		wh
	1088 0015 02	1	CONNECTOR MALE		X101
	1088 0015 36	2	CONNECTOR SOCKET		X101
	1088 0031 18	6	ADAPTOR		
	Electrical legend:	X103-X108-X117			
	1088 0031 22	2	CONNECTOR FEMALE		X106-X107
	1088 0031 32	1	CONNECTOR FEMALE		3X30
	1088 0031 34	1	CONNECTOR FEMALE		3X32
	1088 0031 43	1	CONNECTOR FEMALE		X132
	1088 0031 82	1	CONNECTOR MALE		X106
	1088 0031 84	1	CONNECTOR MALE		X103
	1088 0031 86	1	CONNECTOR MALE		X108
	1088 0031 90	1	CONNECTOR MALE		X117
	1088 0037 04	1	CONNECTOR FEMALE		X103
	1088 0037 06	1	CONNECTOR FEMALE		X108
	1088 0037 10	1	CONNECTOR FEMALE		X117
	1088 0037 30	2	CONNECTOR FEMALE		X105-1X5
	1088 0037 31	2	CONNECTOR FEMALE		X104-X116
	1088 0037 33	1	CONNECTOR FEMALE		X109
	1088 0037 62	1	CONNECTOR COMBI		
	Electrical legend:	X105 (to X116)			
	1088 0037 81	1	CONNECTOR FEMALE		2X27
	1088 0037 83	1	CONNECTOR FEMALE		3X33
	1088 0851 16	2	RACEWAY		L=275/275
	1089 0649 03	1	EMERGENCY STOP BUTTON		S3
	1089 0577 58	2	END RETAINER		-
	1089 0700 02	1	CONNECTOR MALE		X102
	1089 0700 04	8	CONNECTOR SOCKET		X102
	1089 9337 13	2	CONTACT BLOCK		S3
	1089 9415 07	1	CONTACT BLOCK		K21 (for Y3)
	Electrical legend:	K21 (for Y3)			
	1088 0031 02	1	FEM. CONNECTOR		X153
	0090 1400 02	1	MOUNTING RAIL		L=320mm
	0694 5281 34	3	CABLE LUG		
	Electrical legend:	set of 3 cable lugs (1X0 on K21)			
	0694 5285 12	6	ISOLATOR CAP FEMALE FASTON		K22-K23
	0694 5900 06	6	FASTON FLAT		K22-K23
	0694 5900 07	3	ANGLED FASTON		K21
	1089 0577 58	1	END RETAINER		Rail ends
	1089 0700 01	1	CONNECTOR FEMALE		X102
	1089 0700 03	8	CONNECTOR PIN		X102
	1089 9362 04	1	TERMINAL COVER		
	Electrical legend:	1X0:L123 on K21			
	1089 9415 09	1	CONTACT BLOCK		K22
	1089 9415 34	1	CONTACTOR		K22

Legend:EAPPR:ULCUL - Electrical approval:UL/cUL
MODEL:ZR45_08 - Model:ZR 45FREQ:60HZ - Frequency:60 Hz
MODEL:ZT45_08 - Model:ZT 45HAT:Y - High ambient temperature version:High ambient condition
MOVOL:460V - Supply voltage:460 V



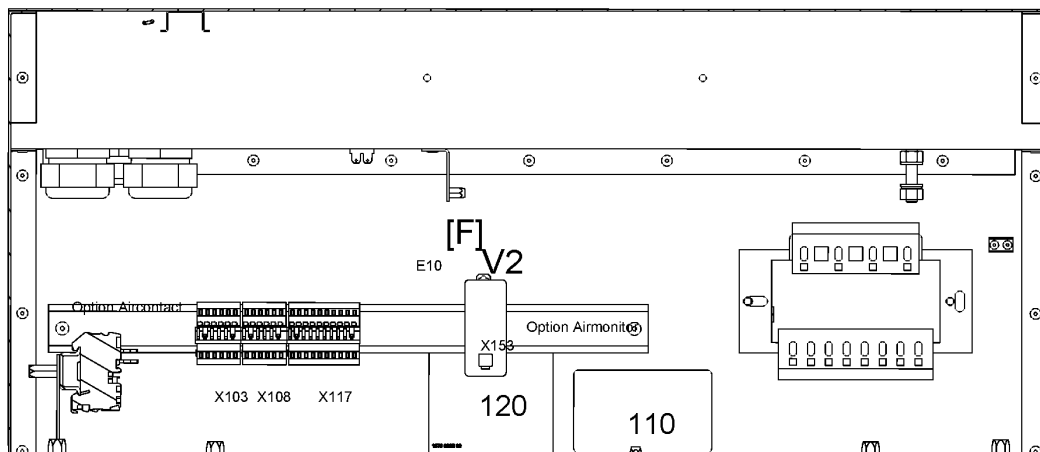
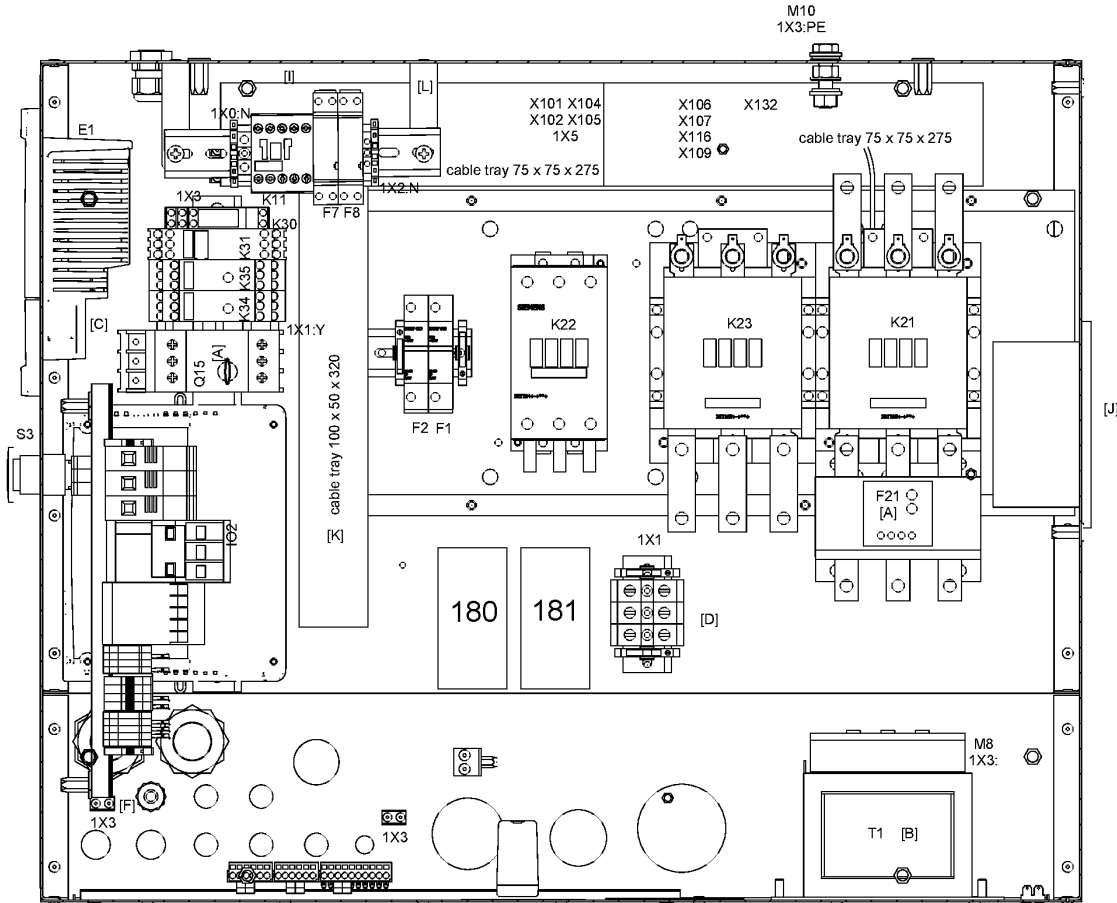
30.30 - Cubicle - ULcUL 460V ZR45/ZT45 HAV (30/07/2009 - 29/07/2014)

(MODEL:ZR45_08 , MODEL:ZT45_08) + EAPPR:ULCUL + FREQ:60HZ + HAT:Y + MOVOL:460V



Ref	Part Number	Qty	Name	Validity	EL
	1089 9415 44	2	CONTACTOR		K21-K23
	1089 9415 55	1	CONTACT BLOCK		K21
	1089 9415 56	1	CONTACT BLOCK		K23
	1089 9424 46	1	OVERLOAD RELAY		F21
	1622 1692 00	3	CONNECTION ELEMENT		
	Electrical legend:	1X0:L123 on K21			
	1900 2804 00	-	DRAWING		-
	1079 9924 26	1	LABEL		180
	1089 0612 01	2	FUSE HOLDER		F1-F2
	1089 9168 26	2	FUSE		F1-F2
	1089 9514 44	1	TRANSFORMER		T1
	1089 0577 58	1	END RETAINER		Rail ends
	1079 9925 69	1	LABEL		120
	1622 7302 00	1	DATA-LABEL		110
	1613 3431 00	1	LABEL		130
	1088 0037 62	1	CONNECTOR COMBI		X105
	1089 9415 07	1	CONTACT BLOCK		K23
	1089 9556 30	1	AIR INLET + FAN		M3

Legend:EAPPR:ULCUL - Electrical approval:UL/cUL
MODEL:ZR45_08 - Model:ZR 45FREQ:60HZ - Frequency:60 Hz
MODEL:ZT45_08 - Model:ZT 45HAT:Y - High ambient temperature version:High ambient condition
MOVOL:460V - Supply voltage:460 V



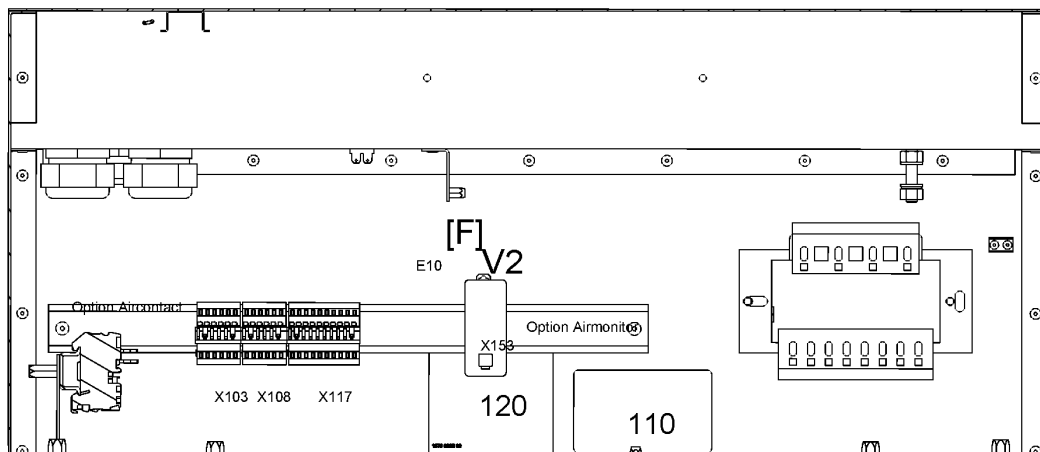
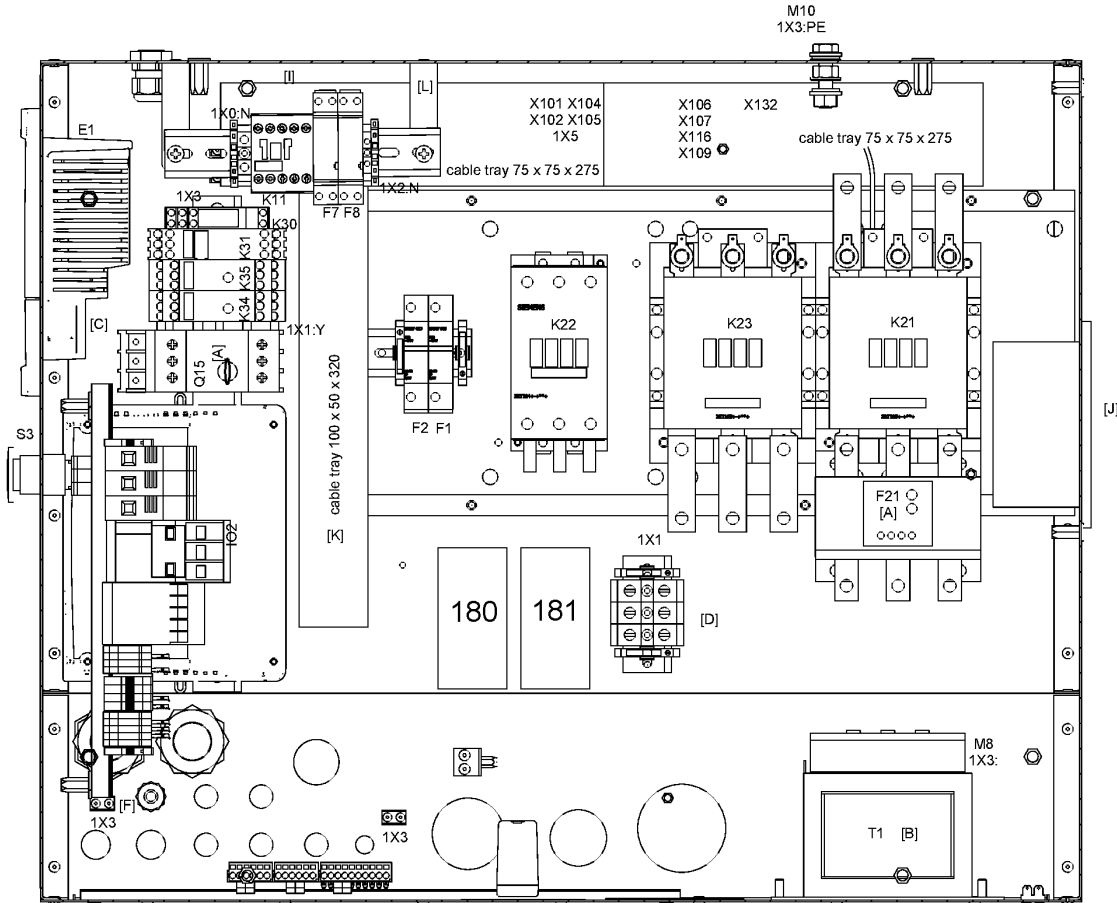
30.31 - Cubicle - ULcUL 460V ZR45/ZT45 HAV (30/07/2014 - ...)

(MODEL:ZR45_08 , MODEL:ZT45_08) + EAPPR:ULCUL + FREQ:60HZ + HAT:Y + MOVOL:460V



Ref	Part Number	Qty	Name	Validity	EL	R.
	1900 2190 83	1	CUBICLE	(30/07/2014 - ...)		
	9820 3642 22	0	ASSEMBLY DRAWING			
	1622 8998 80	1	METAL SHEET ASSEMBLY			
	1622 8982 00	1	WIRE HARNESS			
	1088 1001 02	1	WARNING MARK			
	1088 0851 17	1	RACEWAY			L=320mm
	0697 9809 20	1	NUT			
	0697 9809 24	2	NUT			
	1088 0031 02	1	CONNECTOR FEMALE		X153	
	1088 0031 18	6	ADAPTOR			
	Electrical legend:	X103-X108-X117				
	1088 0031 22	1	CONNECTOR FEMALE		X107	
	1088 0031 24	1	CONNECTOR FEMALE		X137	
	1088 0031 32	1	CONNECTOR FEMALE		3X30	
	1088 0031 34	1	CONNECTOR FEMALE		3X32	
	1088 0031 43	1	CONNECTOR FEMALE		X132	
	1088 0031 46	1	CONNECTOR FEMALE		3X31	
	1088 0031 84	1	CONNECTOR MALE		X103	
	1088 0031 86	1	CONNECTOR MALE		X108	
	1088 0031 90	1	CONNECTOR MALE		X117	
	1088 0037 04	1	CONNECTOR FEMALE		X103	
	1088 0037 06	1	CONNECTOR FEMALE		X108	
	1088 0037 10	1	CONNECTOR FEMALE		X117	
	1088 0037 30	2	CONNECTOR FEMALE		X105-1X5	
	1088 0037 31	2	CONNECTOR FEMALE		X104-X116	
	1088 0037 32	1	CONNECTOR FEMALE		X102b	
	1088 0037 33	1	CONNECTOR FEMALE		X102a	
	1088 0037 33	1	CONNECTOR FEMALE		X109	
	1088 0037 81	1	CONNECTOR FEMALE		2X27	
	1088 0037 83	1	CONNECTOR FEMALE		3X33	
	1088 0851 16	2	RACEWAY			L=275mm
	1089 0577 58	2	END RETAINER			
	1089 0649 03	1	EMERGENCY STOP BUTTON		S3	
	1089 9337 13	2	CONTACT BLOCK		S3	
	1089 9415 07	1	CONTACT BLOCK		K21-K23	
	9820 3642 15	1	SERVICE DIAGRAM			
	0090 1400 02	1	MOUNTING RAIL			L=320mm
	0694 5281 34	3	CABLE LUG		K21	
	0694 5285 12	6	ISOLATOR CAP FEMALE FASTON		K22-K23	
	0694 5900 06	6	FASTON FLAT 6.3X0.8		K22-K23	
	0694 5900 07	3	ANGLED FASTON 6.3X0.8		K21	
	1088 0031 64	1	CONNECTOR MALE		X102b	
	1088 0031 65	1	CONNECTOR MALE		X102a	
	1089 0577 58	1	END RETAINER			
	1089 9362 04	1	TERMINAL COVER		K21	
	1089 9415 09	1	CONTACT BLOCK		K22	
	1089 9415 36	1	CONTACTOR		K22	
	1089 9415 44	2	CONTACTOR		K21-K23	
	1089 9415 55	1	CONTACT BLOCK		K21	
	1089 9415 56	1	CONTACT BLOCK		K23	
	1089 9446 65	1	OVERLOAD RELAY		F21	

Legend:EAPPR:ULCUL - Electrical approval:UL/cUL
MODEL:ZR45_08 - Model:ZR 45FREQ:60HZ - Frequency:60 Hz
MODEL:ZT45_08 - Model:ZT 45HAT:Y - High ambient temperature version:High ambient condition
MOVOL:460V - Supply voltage:460 V



30.31 - Cubicle - ULcUL 460V ZR45/ZT45 HAV (30/07/2014 - ...)

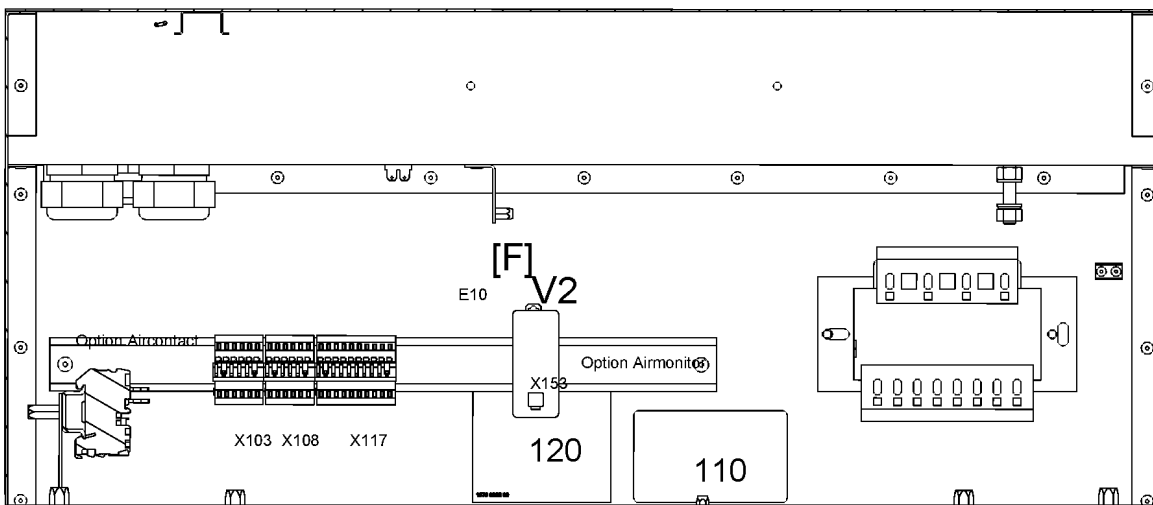
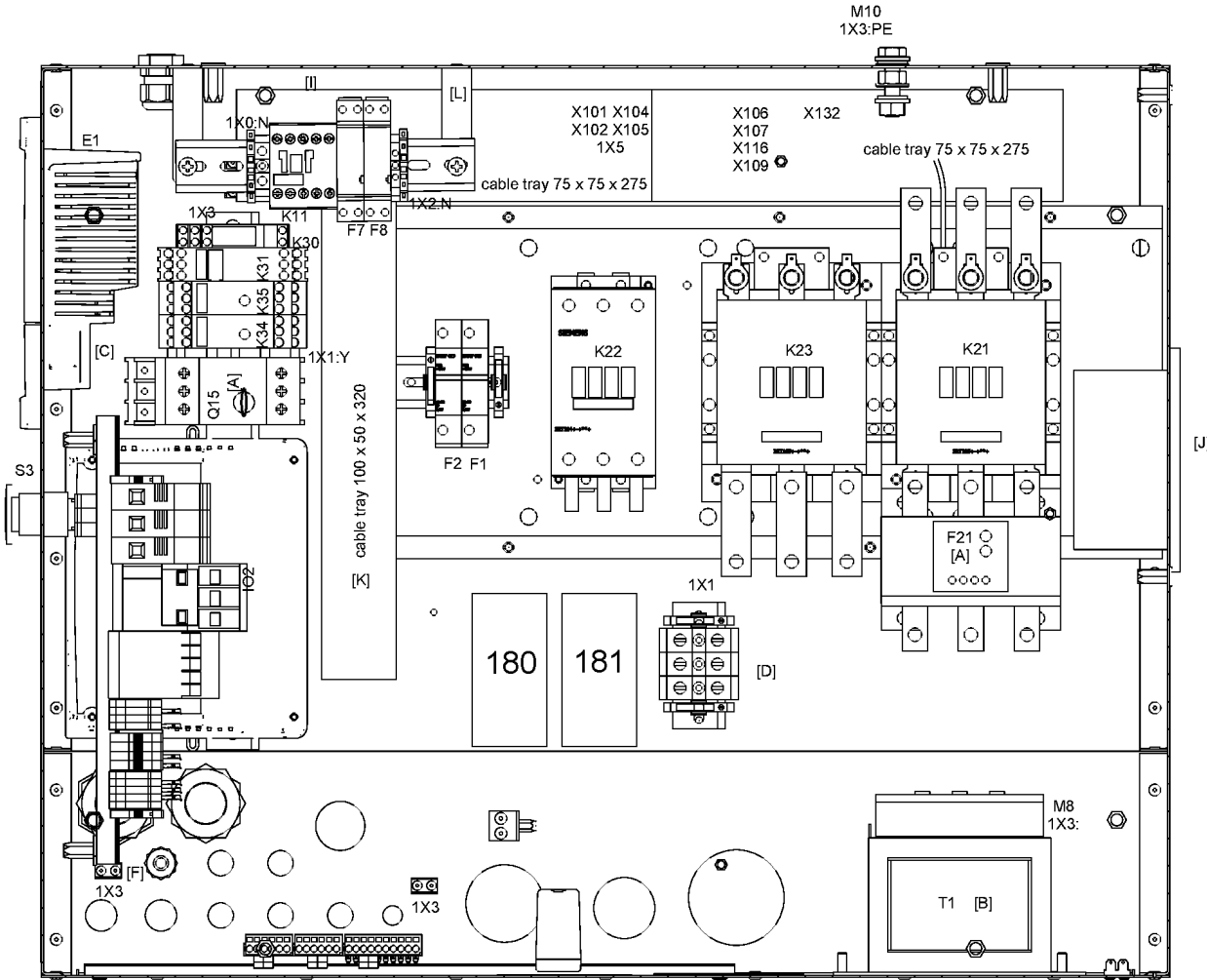
(MODEL:ZR45_08 , MODEL:ZT45_08) + EAPPR:ULCUL + FREQ:60HZ + HAT:Y + MOVOL:460V

Ref	Part Number	Qty	Name	Validity	EL	R.
	1622 1692 00	3	CONNECTION ELEMENT		K21	
	1900 2804 00	0	DRAWING			
	1079 9924 26	1	LABEL		180	
	1089 0612 01	2	FUSE HOLDER		F1-F2	
	1089 9168 26	2	FUSE		F1-F2	
	1089 9436 46	1	TRANSFORMER		T1	
	1089 0577 58	1	END RETAINER			
	1079 9925 69	1	LABEL		120	
	1622 7302 00	1	DATA-LABEL		110	
	1088 0037 62	1	CONNECTOR COMBI		X105	
	1089 9415 07	1	CONTACT BLOCK		K23	
	1089 9556 30	1	AIR INLET + FAN		M3	

Legend:EAPPR:ULCUL - Electrical approval:UL/cUL
MODEL:ZR45_08 - Model:ZR 45FREQ:60HZ - Frequency:60 Hz
MODEL:ZT45_08 - Model:ZT 45HAT:Y - High ambient temperature version:High ambient condition
MOVOL:460V - Supply voltage:460 V

30.32 - Cubicle - ULcUL 575V ZR30/ZR37/ZT30/ZT37

(MODEL:ZR30_08 , MODEL:ZR37_08 , MODEL:ZT30_08 , MODEL:ZT37_08) + EAPPR:ULCUL + FREQ:60HZ + HAT:N + MOVOL:575V



30.32 - Cubicle - ULcUL 575V ZR30/ZR37/ZT30/ZT37

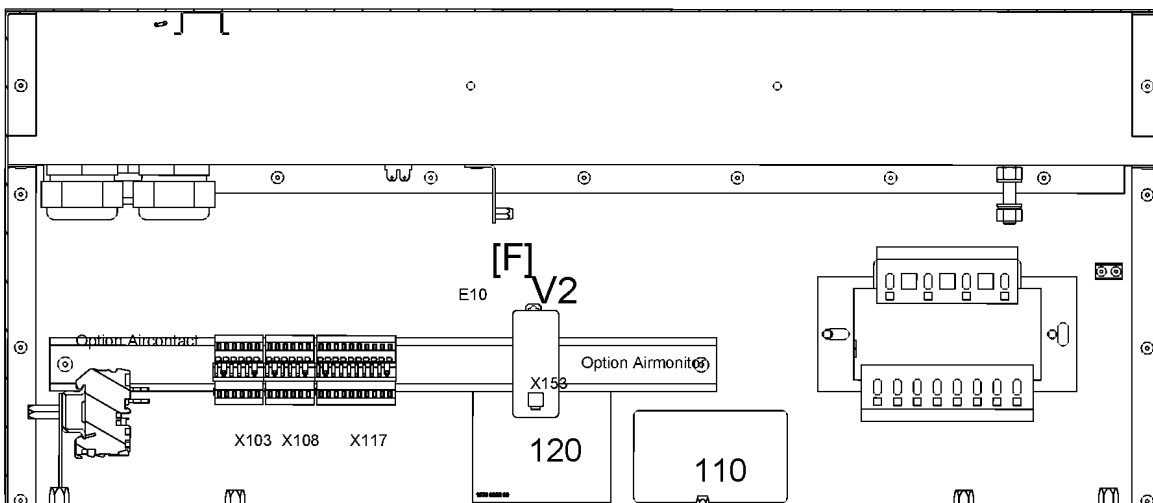
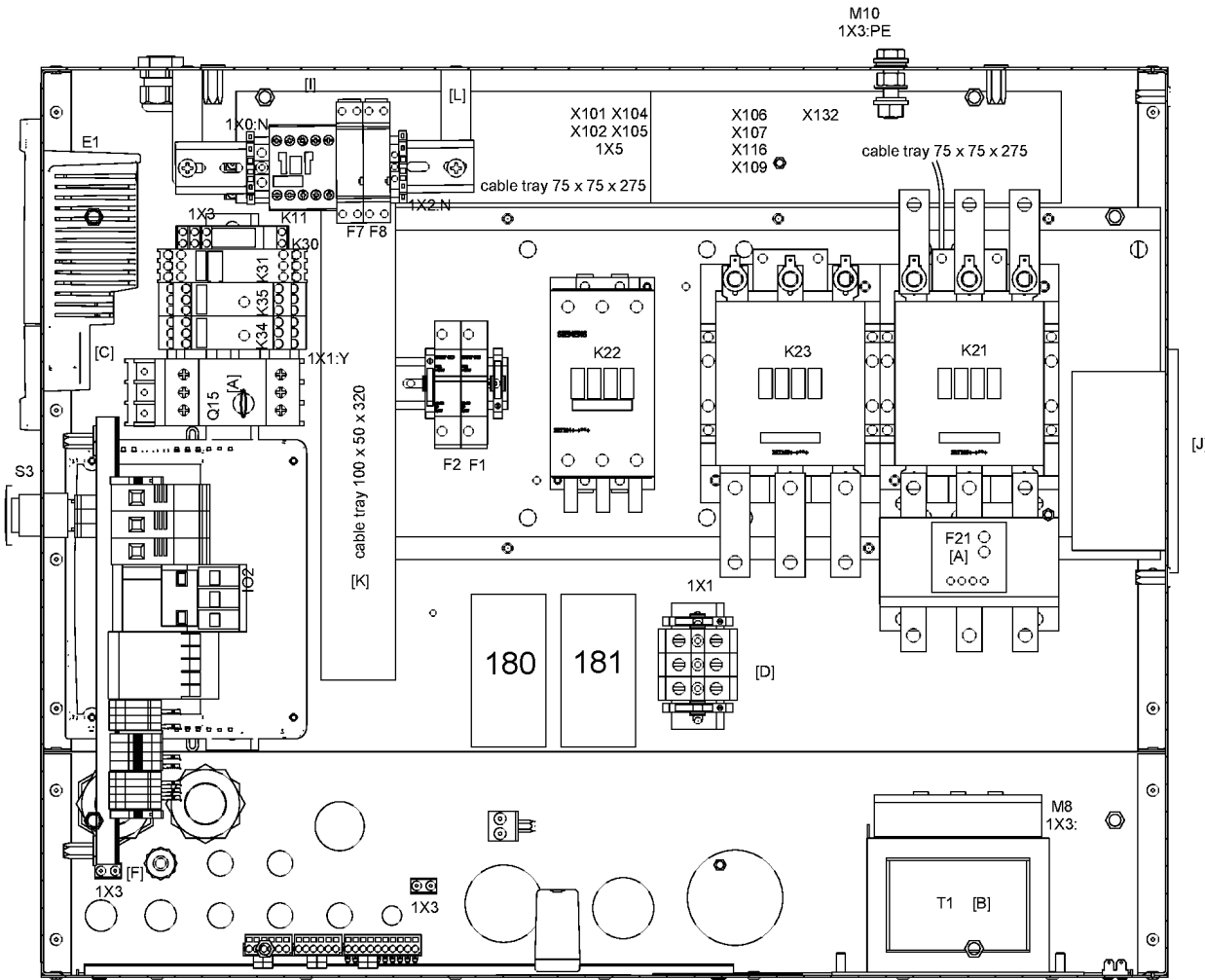
(MODEL:ZR30_08 , MODEL:ZR37_08 , MODEL:ZT30_08 , MODEL:ZT37_08) + EAPPR:ULCUL + FREQ:60HZ + HAT:N + MOVOL:575V

Ref	Part Number	Qty	Name	Validity	EL	R.
	1900 2190 55	1	CUBICLE	(30/07/2009 - ...)		
	9820 3642 02	1	SERVICE DIAGRAM			
	9820 3642 22	0	ASSEMBLY DRAWING			
	1622 8996 80	1	METAL SHEET ASSEMBLY			
	1622 8982 00	1	WIRE HARNESS			
	1088 0851 17	1	RACEWAY			L=320mm
	0697 9809 20	1	NUT			
	0697 9809 24	2	NUT			
	1088 0015 02	1	CONNECTOR MALE		X101	
	1088 0015 36	2	CONNECTOR SOCKET		X101	
	1088 0031 18	6	ADAPTOR			
	Electrical legend:	X103-X108-X117				
	1088 0031 22	2	CONNECTOR FEMALE		X106-X107	
	1088 0031 32	1	CONNECTOR FEMALE		3X30	
	1088 0031 34	1	CONNECTOR FEMALE		3X32	
	1088 0031 43	1	CONNECTOR FEMALE		X132	
	1088 0031 82	1	CONNECTOR MALE		X106	
	1088 0031 84	1	CONNECTOR MALE		X103	
	1088 0031 86	1	CONNECTOR MALE		X108	
	1088 0031 90	1	CONNECTOR MALE		X117	
	1088 0037 04	1	CONNECTOR FEMALE		X103	
	1088 0037 06	1	CONNECTOR FEMALE		X108	
	1088 0037 10	1	CONNECTOR FEMALE		X117	
	1088 0037 30	2	CONNECTOR FEMALE		X105-1X5	
	1088 0037 31	2	CONNECTOR FEMALE		X104-X116	
	1088 0037 33	1	CONNECTOR FEMALE		X109	
	1088 0037 62	1	CONNECTOR COMBI		X105	
	1088 0037 81	1	CONNECTOR FEMALE		2X27	
	1088 0037 83	1	CONNECTOR FEMALE		3X33	
	1088 0851 16	2	RACEWAY			L=275mm
	1089 0649 03	1	EMERGENCY STOP BUTTON		S3	
	1089 0577 58	2	END RETAINER			
	1089 0700 02	1	CONNECTOR MALE		X102	
	1089 0700 04	8	CONNECTOR SOCKET		X102	
	1089 9337 13	2	CONTACT BLOCK		S3	
	1089 9415 07	1	CONTACT BLOCK		K21	
	1088 0031 02	1	FEM. CONNECTOR		X153	
	0090 1400 02	1	MOUNTING RAIL			L=320mm
	0694 5285 12	9	ISOLATOR CAP FEMALE FASTON		K22-K23	
	0694 5900 06	6	FASTON FLAT		K22-K23	
	1088 0004 20	3	DOUBLE FASTON		K23	
	1089 0577 58	1	END RETAINER			
	1089 0700 01	1	CONNECTOR FEMALE		X102	
	1089 0700 03	8	CONNECTOR PIN		X102	
	1089 9415 09	1	CONTACT BLOCK		K22	
	1089 9415 34	1	CONTACTOR		K22	
	1089 9415 35	2	CONTACTOR		K21-K23	
	1089 9415 55	1	CONTACT BLOCK		K21	
	1089 9415 56	1	CONTACT BLOCK		K23	
	1089 9416 93	1	3PH TERMINAL BLOCK		K21	

Legend:EAPPR:ULCUL - Electrical approval:UL/cUL
MODEL:ZR30_08 - Model:ZR 30
MODEL:ZT37_08 - Model:ZT 37FREQ:60HZ - Frequency:60 Hz
MODEL:ZR37_08 - Model:ZR 37
MOVOL:575V - Supply voltage:575 VHAT:N - High ambient temperature version:reduced ambient
condition (Increased FAD) - max 46° / 115°F
MODEL:ZT30_08 - Model:ZT 30

30.32 - Cubicle - ULcUL 575V ZR30/ZR37/ZT30/ZT37

(MODEL:ZR30_08 , MODEL:ZR37_08 , MODEL:ZT30_08 , MODEL:ZT37_08) + EAPPR:ULCUL + FREQ:60HZ + HAT:N + MOVOL:575V



30.32 - Cubicle - ULcUL 575V ZR30/ZR37/ZT30/ZT37

(MODEL:ZR30_08 , MODEL:ZR37_08 , MODEL:ZT30_08 , MODEL:ZT37_08) + EAPPR:ULCUL + FREQ:60HZ + HAT:N + MOVOL:575V

Ref	Part Number	Qty	Name	Validity	EL	R.
	1089 9424 39	1	OVERLOAD RELAY		F21	
	1900 2803 00	0	DRAWING			
	1079 9924 26	1	LABEL		180	
	1089 0612 01	2	FUSE HOLDER		F1-F2	
	1089 9168 26	2	FUSE		F1-F2	
	1089 9514 44	1	TRANSFORMER		T1	
	1089 0577 58	1	END RETAINER			
	1079 9925 69	1	LABEL		120	
	1622 7302 00	1	DATA-LABEL		110	
	1613 3431 00	1	LABEL		130	

Legend:

EAPPR:ULCUL - Electrical approval:UL/cUL

MODEL:ZR30_08 - Model:ZR 30

MODEL:ZT37_08 - Model:ZT 37

FREQ:60HZ - Frequency:60 Hz

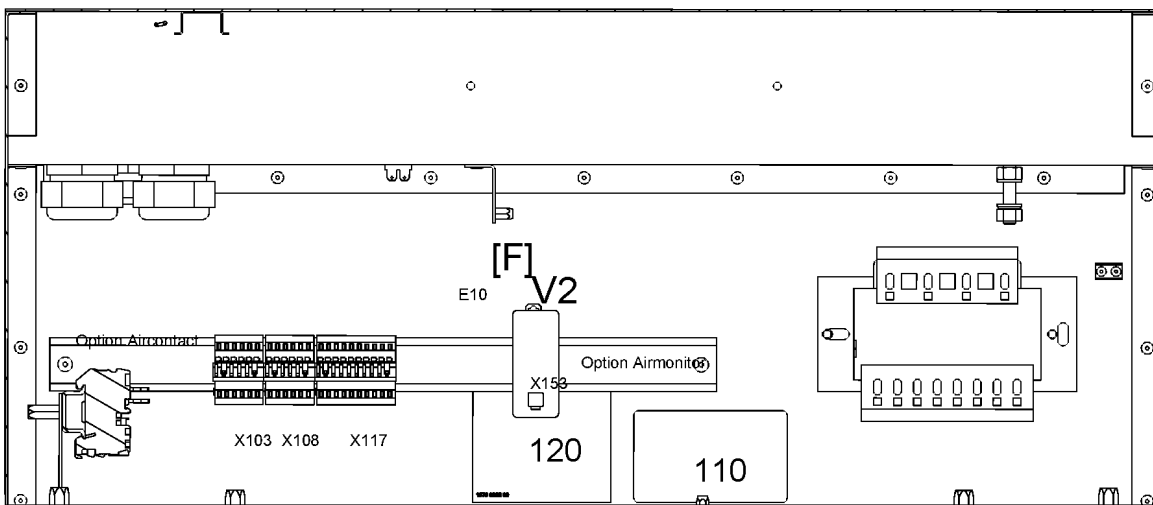
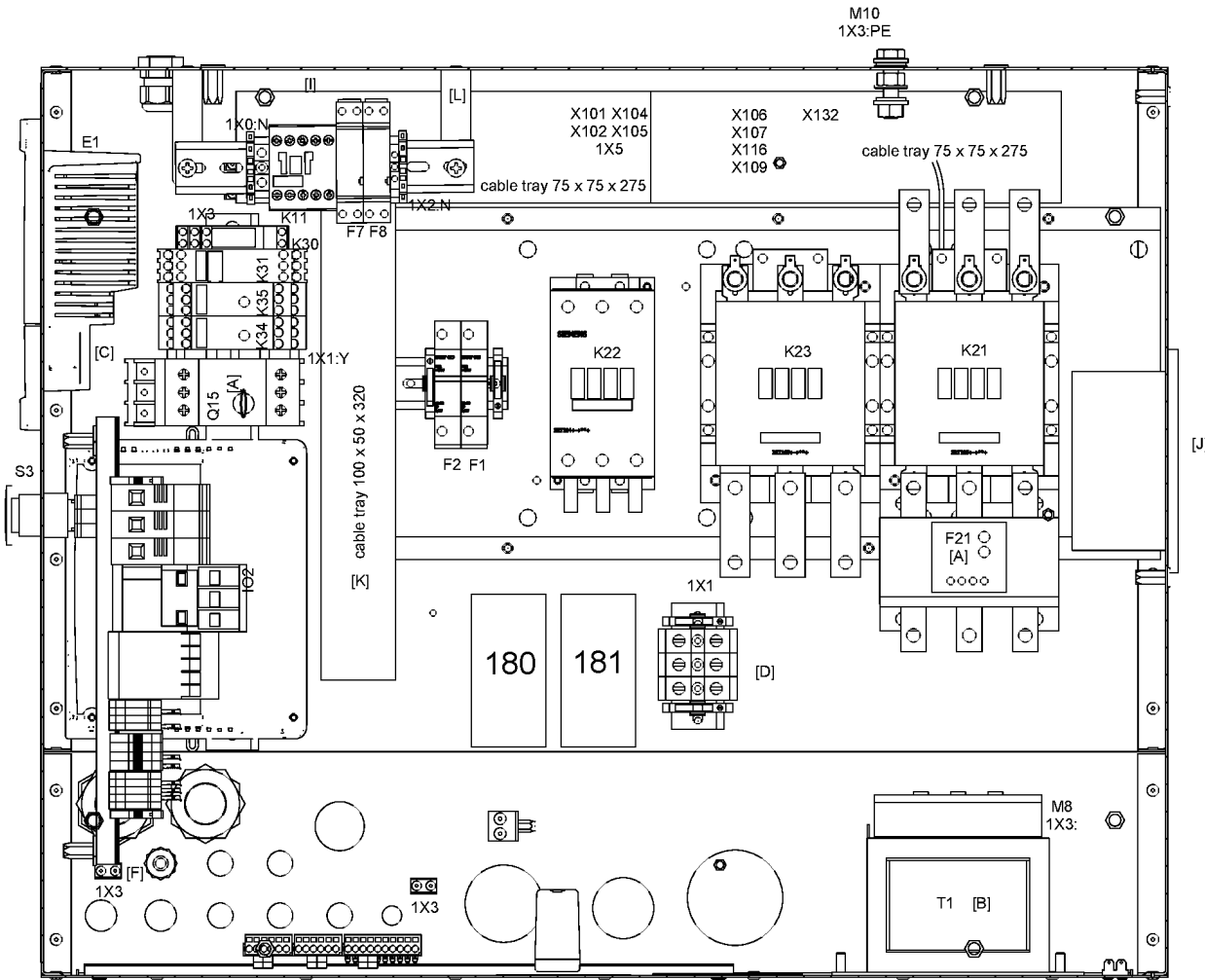
MODEL:ZR37_08 - Model:ZR 37

MOVOL:575V - Supply voltage:575 V

HAT:N - High ambient temperature version:reduced ambient

condition (Increased FAD) - max 46° / 115°F

MODEL:ZT30_08 - Model:ZT 30

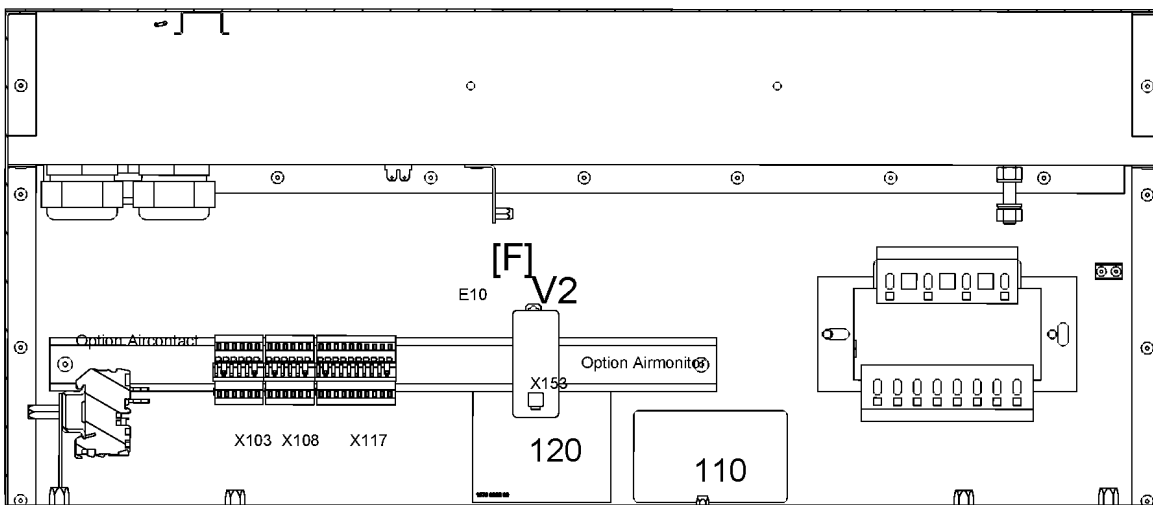
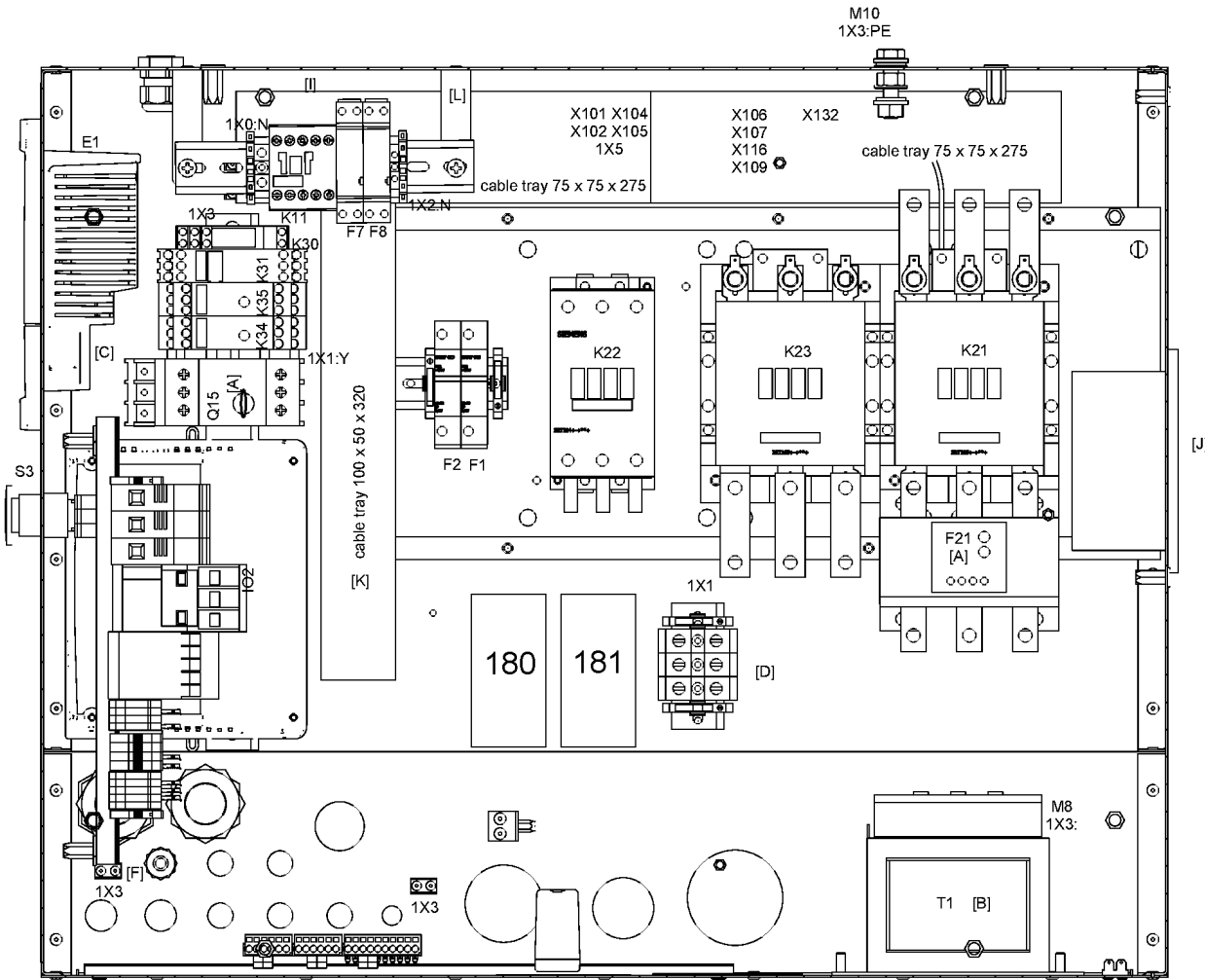


30.33 - Cubicle - ULcUL 575V ZR30/ZT30 HAV (30/07/2009 - 29/07/2014)

(MODEL:ZR30_08 , MODEL:ZT30_08) + EAPPR:ULCUL + FREQ:60HZ + HAT:Y + MOVOL:575V

Ref	Part Number	Qty	Name	Validity	EL	R.
	1900 2190 62	1	CUBICLE	(30/07/2009 - 29/07/2014)		
	9820 3642 02	1	SERVICE DIAGRAM			
	9820 3642 22	0	ASSEMBLY DRAWING			
	1622 8998 80	1	METAL SHEET ASSEMBLY			
	1622 8982 00	1	WIRE HARNESS			
	1088 0851 17	1	RACEWAY			L=320mm
	0697 9809 20	1	NUT			
	0697 9809 24	2	NUT			
	1088 0015 02	1	CONNECTOR MALE		X101	
	1088 0015 36	2	CONNECTOR SOCKET		X101	
	1088 0031 18	6	ADAPTOR			
	Electrical legend:	X103-X108-X117				
	1088 0031 22	2	CONNECTOR FEMALE		X106-X107	
	1088 0031 32	1	CONNECTOR FEMALE		3X30	
	1088 0031 34	1	CONNECTOR FEMALE		3X32	
	1088 0031 43	1	CONNECTOR FEMALE		X132	
	1088 0031 82	1	CONNECTOR MALE		X106	
	1088 0031 84	1	CONNECTOR MALE		X103	
	1088 0031 86	1	CONNECTOR MALE		X108	
	1088 0031 90	1	CONNECTOR MALE		X117	
	1088 0037 04	1	CONNECTOR FEMALE		X103	
	1088 0037 06	1	CONNECTOR FEMALE		X108	
	1088 0037 10	1	CONNECTOR FEMALE		X117	
	1088 0037 30	2	CONNECTOR FEMALE		X105-1X5	
	1088 0037 31	2	CONNECTOR FEMALE		X104-X116	
	1088 0037 33	1	CONNECTOR FEMALE		X109	
	1088 0037 62	1	CONNECTOR COMBI		X105	
	1088 0037 81	1	CONNECTOR FEMALE		2X27	
	1088 0037 83	1	CONNECTOR FEMALE		3X33	
	1088 0851 16	2	RACEWAY			L=275mm
	1089 0649 03	1	EMERGENCY STOP BUTTON		S3	
	1089 0577 58	2	END RETAINER			
	1089 0700 02	1	CONNECTOR MALE		X102	
	1089 0700 04	8	CONNECTOR SOCKET		X102	
	1089 9337 13	2	CONTACT BLOCK		S3	
	1089 9415 07	1	CONTACT BLOCK		K21	
	1088 0031 02	1	FEM. CONNECTOR		X153	
	0090 1400 02	1	MOUNTING RAIL			L=320mm
	0694 5285 12	9	ISOLATOR CAP FEMALE FASTON		K22-K23	
	0694 5900 06	3	FASTON FLAT		K23	
	0694 5900 10	3	FORK FASTON MALE		K22	
	0000 2964 65	3	DOUBLE FASTON		K23	
	1089 0577 58	1	END RETAINER			
	1089 0700 01	1	CONNECTOR FEMALE		X102	
	1089 0700 03	8	CONNECTOR PIN		X102	
	1089 9415 09	1	CONTACT BLOCK		K22	
	1089 9415 26	1	CONTACTOR		K22	
	1089 9415 36	2	CONTACTOR		K21-K23	
	1089 9415 55	1	CONTACT BLOCK		K21	
	1089 9415 56	1	CONTACT BLOCK		K23	
	1089 9416 93	1	3PH TERMINAL BLOCK		K21	

Legend:EAPPR:ULCUL - Electrical approval:UL/cUL
MODEL:ZR30_08 - Model:ZR 30FREQ:60HZ - Frequency:60 Hz
MODEL:ZT30_08 - Model:ZT 30HAT:Y - High ambient temperature version:High ambient condition
MOVOL:575V - Supply voltage:575 V



30.33 - Cubicle - ULcUL 575V ZR30/ZT30 HAV (30/07/2009 - 29/07/2014)

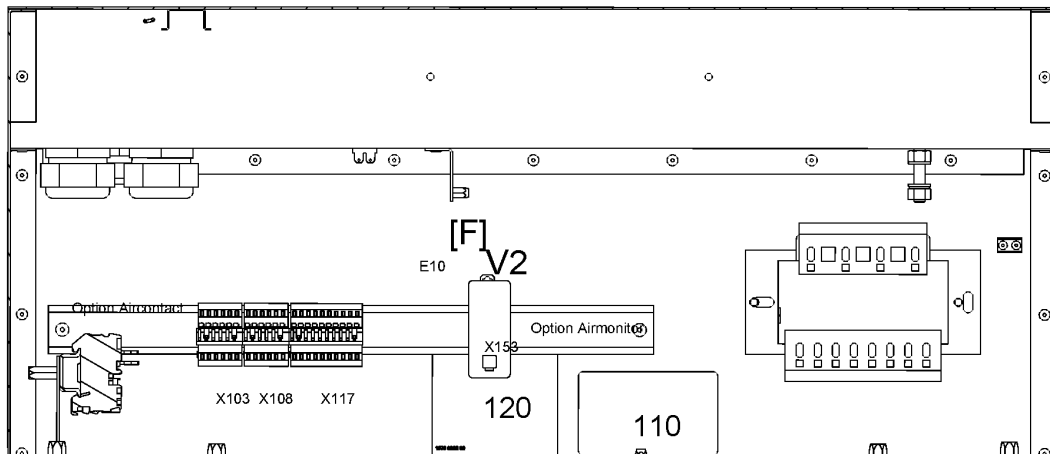
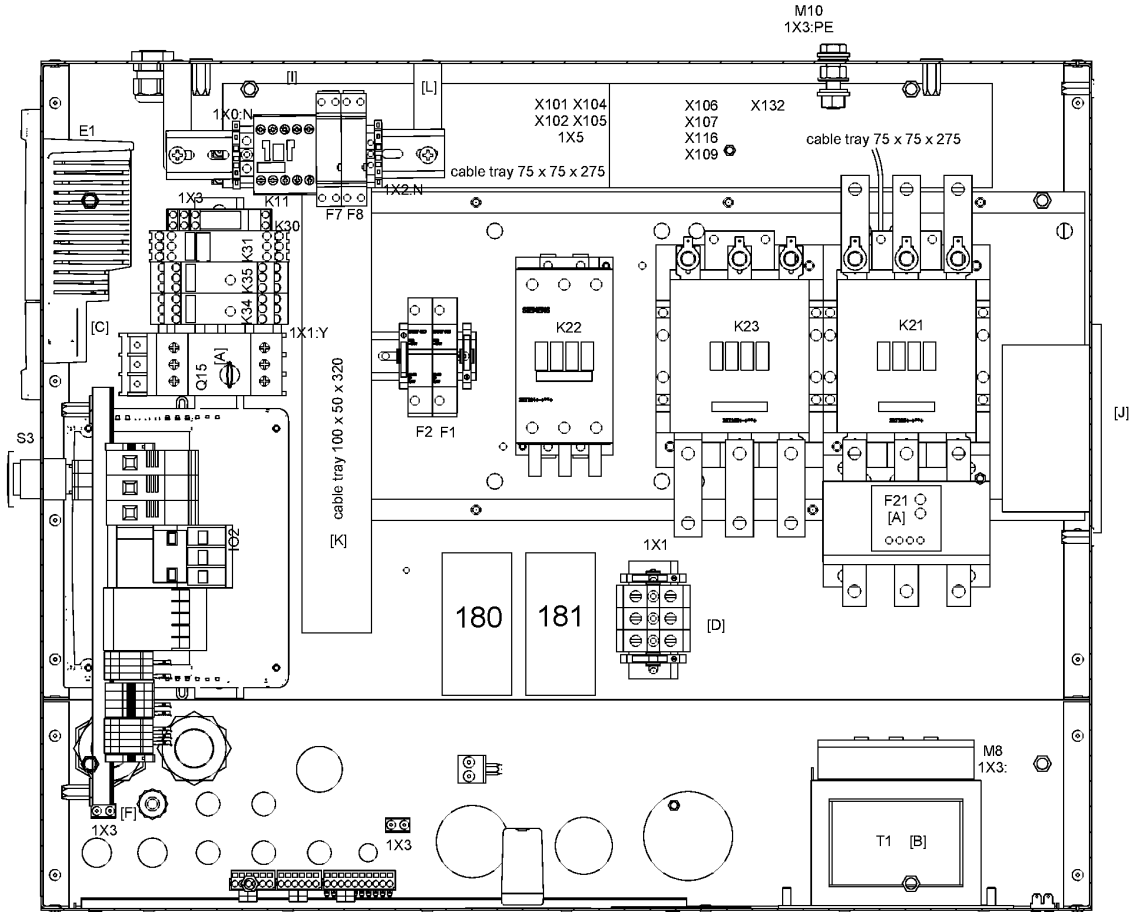
(MODEL:ZR30_08 , MODEL:ZT30_08) + EAPPR:ULCUL + FREQ:60HZ + HAT:Y + MOVOL:575V



Ref	Part Number	Qty	Name	Validity	EL	R.
	1089 9446 61	1	OVERLOAD RELAY		F21	
	1900 2803 00	0	DRAWING			
	1079 9924 26	1	LABEL		180	
	1089 0612 01	2	FUSE HOLDER		F1-F2	
	1089 9168 26	2	FUSE		F1-F2	
	1089 9514 44	1	TRANSFORMER		T1	
	1089 0577 58	1	END RETAINER			
	1079 9925 69	1	LABEL		120	
	1622 7302 00	1	DATA-LABEL		110	
	1613 3431 00	1	LABEL		130	
	1088 0037 62	1	CONNECTOR COMBI		X105	
	1089 9415 07	1	CONTACT BLOCK		K23	
	1089 9556 30	1	AIR INLET + FAN		M3	

Legend:EAPPR:ULCUL - Electrical approval:UL/cUL
MODEL:ZR30_08 - Model:ZR 30FREQ:60HZ - Frequency:60 Hz
MODEL:ZT30_08 - Model:ZT 30HAT:Y - High ambient temperature version:High ambient condition
MOVOL:575V - Supply voltage:575 V

30.34 - Cubicle - ULcUL 575V ZR30/ZT30 HAV (30/07/2014 - ...)
 (MODEL:ZR30_08 , MODEL:ZT30_08) + EAPPR:ULCUL + FREQ:60HZ + HAT:Y + MOVOL:575V



30.34 - Cubicle - ULcUL 575V ZR30/ZT30 HAV (30/07/2014 - ...)

(MODEL:ZR30_08 , MODEL:ZT30_08) + EAPPR:ULCUL + FREQ:60HZ + HAT:Y + MOVOL:575V



Ref	Part Number	Qty	Name	Validity	EL	R.
	1900 2190 82	1	CUBICLE	(30/07/2014 - ...)		
	9820 3642 22	0	ASSEMBLY DRAWING			
	1622 8998 80	1	METAL SHEET ASSEMBLY			
	1622 8982 00	1	WIRE HARNESS			
	1088 1001 02	1	WARNING MARK			
	1088 0851 17	1	RACEWAY			L=320mm
	0697 9809 20	1	NUT			
	0697 9809 24	2	NUT			
	1088 0031 02	1	CONNECTOR FEMALE		X153	
	1088 0031 18	6	ADAPTOR			
	Electrical legend:	X103-X108-X117				
	1088 0031 22	1	CONNECTOR FEMALE		X107	
	1088 0031 24	1	CONNECTOR FEMALE		X137	
	1088 0031 32	1	CONNECTOR FEMALE		3X30	
	1088 0031 34	1	CONNECTOR FEMALE		3X32	
	1088 0031 43	1	CONNECTOR FEMALE		X132	
	1088 0031 46	1	CONNECTOR FEMALE		3X31	
	1088 0031 84	1	CONNECTOR MALE		X103	
	1088 0031 86	1	CONNECTOR MALE		X108	
	1088 0031 90	1	CONNECTOR MALE		X117	
	1088 0037 04	1	CONNECTOR FEMALE		X103	
	1088 0037 06	1	CONNECTOR FEMALE		X108	
	1088 0037 10	1	CONNECTOR FEMALE		X117	
	1088 0037 30	2	CONNECTOR FEMALE		X105-1X5	
	1088 0037 31	2	CONNECTOR FEMALE		X104-X116	
	1088 0037 32	1	CONNECTOR FEMALE		X102b	
	1088 0037 33	1	CONNECTOR FEMALE		X102a	
	1088 0037 33	1	CONNECTOR FEMALE		X109	
	1088 0037 81	1	CONNECTOR FEMALE		2X27	
	1088 0037 83	1	CONNECTOR FEMALE		3X33	
	1088 0851 16	2	RACEWAY			L=275mm
	1089 0577 58	2	END RETAINER			
	1089 0649 03	1	EMERGENCY STOP BUTTON		S3	
	1089 9337 13	2	CONTACT BLOCK		S3	
	1089 9415 07	1	CONTACT BLOCK		K21	
	9820 3642 15	1	SERVICE DIAGRAM			
	0090 1400 02	1	MOUNTING RAIL			L=320mm
	0694 5285 12	9	ISOLATOR CAP FEMALE FASTON		K22-K23	
	0694 5900 06	6	FASTON FLAT		K22-K23	
	1088 0004 20	3	DOUBLE FASTON		K23	
	1088 0031 64	1	CONNECTOR MALE		X102b	
	1088 0031 65	1	CONNECTOR MALE		X102a	
	1089 0577 58	1	END RETAINER			
	1089 9415 09	1	CONTACT BLOCK		K22	
	1089 9415 34	1	CONTACTOR		K22	
	1089 9415 35	2	CONTACTOR		K21-K23	
	1089 9415 55	1	CONTACT BLOCK		K21	
	1089 9415 56	1	CONTACT BLOCK		K23	
	1089 9416 93	1	3PH TERMINAL BLOCK		K21	
	1089 9446 61	1	OVERLOAD RELAY		F21	
	1900 2803 00	0	DRAWING			

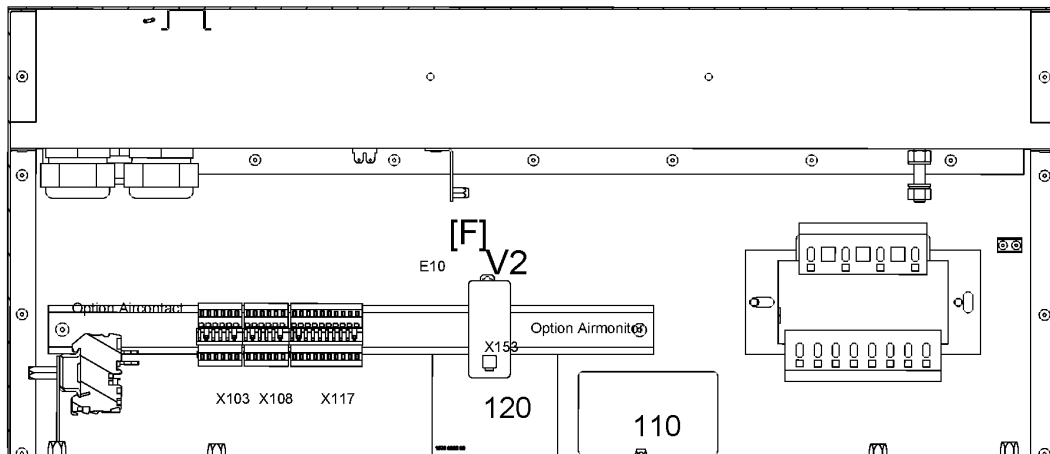
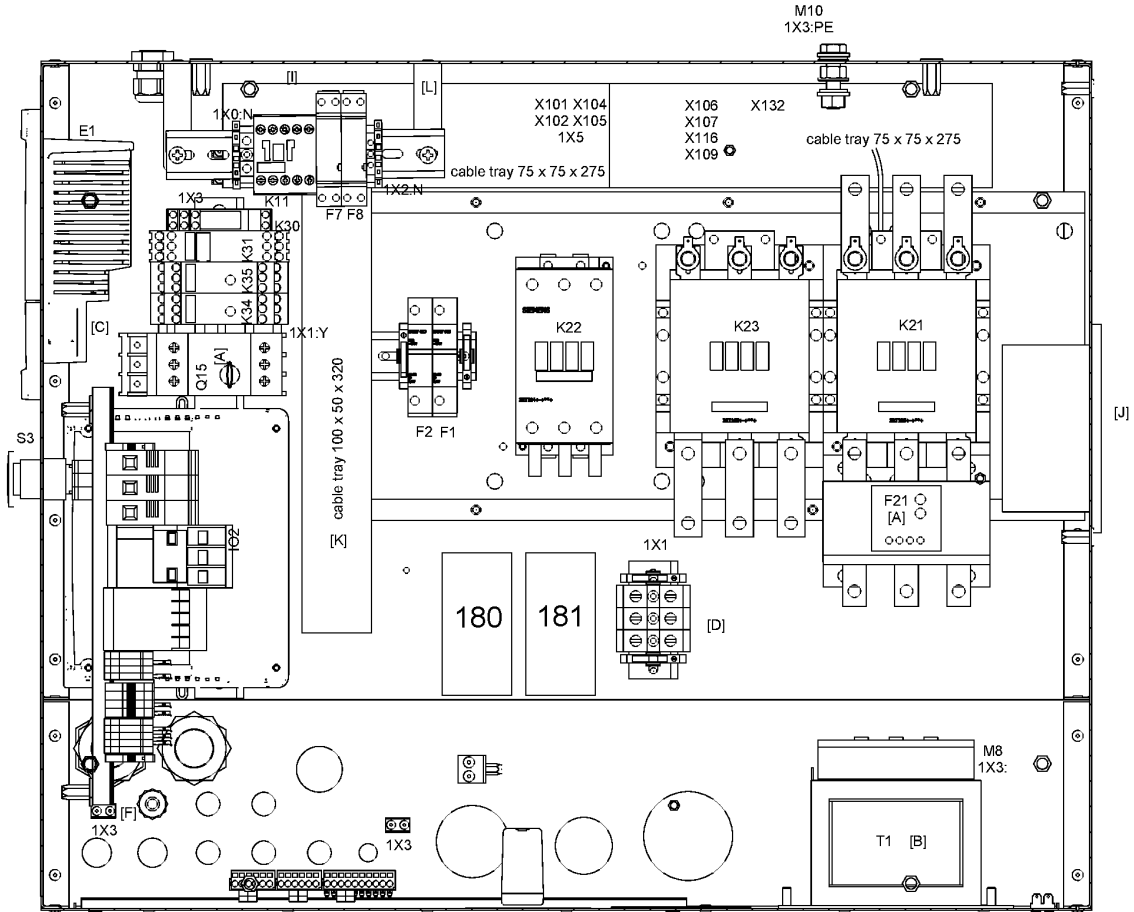
Legend:

EAPPR:ULCUL - Electrical approval:UL/cUL
MODEL:ZR30_08 - Model:ZR 30

FREQ:60HZ - Frequency:60 Hz
MODEL:ZT30_08 - Model:ZT 30

HAT:Y - High ambient temperature version:High ambient condition
MOVOL:575V - Supply voltage:575 V

30.34 - Cubicle - ULcUL 575V ZR30/ZT30 HAV (30/07/2014 - ...)
 (MODEL:ZR30_08 , MODEL:ZT30_08) + EAPPR:ULCUL + FREQ:60HZ + HAT:Y + MOVOL:575V

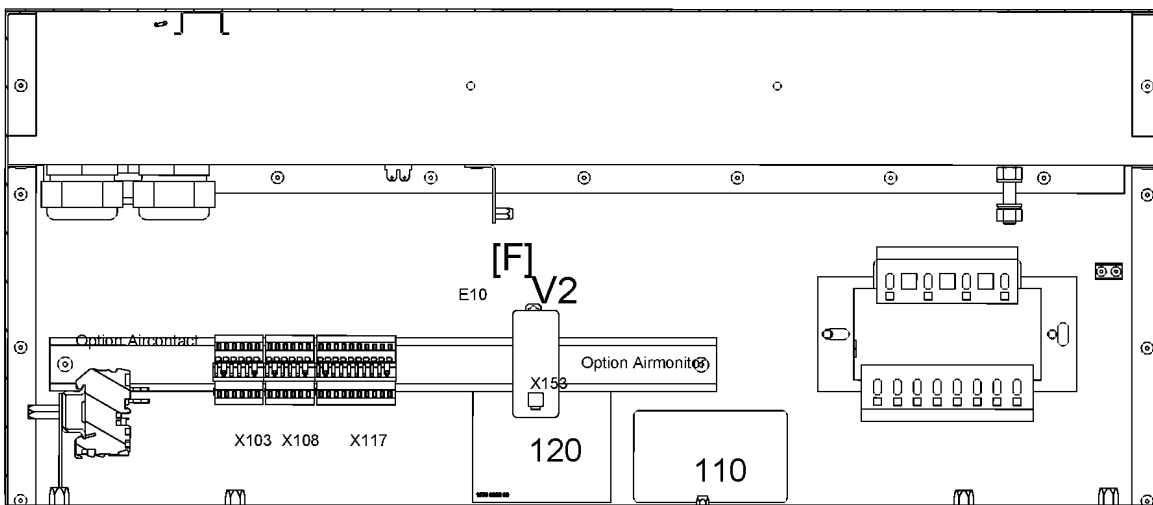
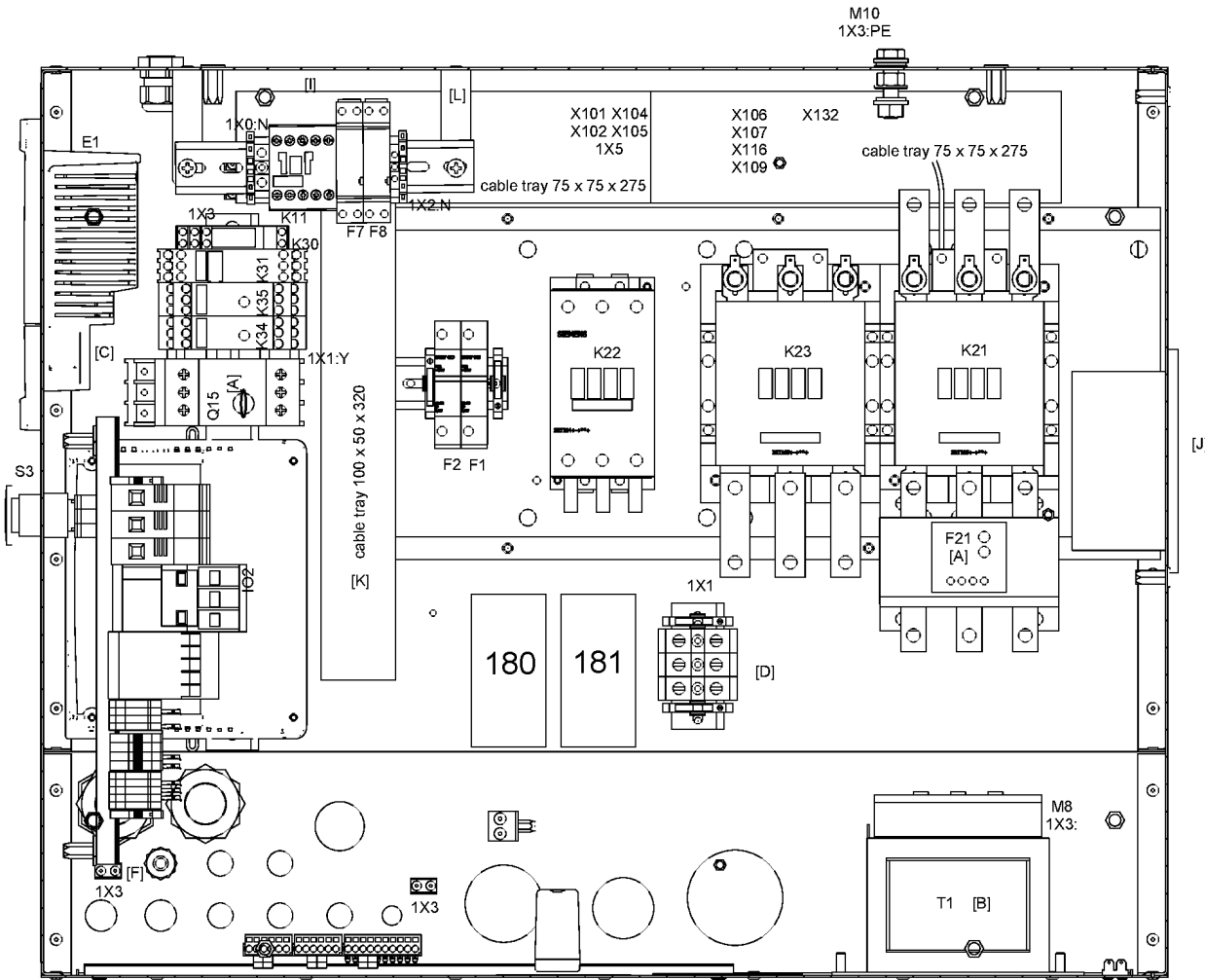


30.34 - Cubicle - ULcUL 575V ZR30/ZT30 HAV (30/07/2014 - ...)

(MODEL:ZR30_08 , MODEL:ZT30_08) + EAPPR:ULCUL + FREQ:60HZ + HAT:Y + MOVOL:575V

Ref	Part Number	Qty	Name	Validity	EL	R.
	1079 9924 26	1	LABEL		180	
	1089 0612 01	2	FUSE HOLDER		F1-F2	
	1089 9168 26	2	FUSE		F1-F2	
	1089 9514 44	1	TRANSFORMER		T1	
	1089 0577 58	1	END RETAINER			
	1079 9925 69	1	LABEL		120	
	1622 7302 00	1	DATA-LABEL		110	
	1079 9925 69	1	LABEL		120	
	1622 7302 00	1	DATA-LABEL		110	
	1613 3431 00	1	LABEL		130	
	1088 0037 62	1	CONNECTOR COMBI		X105	
	1089 9415 07	1	CONTACT BLOCK		K23	
	1089 9556 30	1	AIR INLET + FAN		M3	

Legend:EAPPR:ULCUL - Electrical approval:UL/cUL
MODEL:ZR30_08 - Model:ZR 30FREQ:60HZ - Frequency:60 Hz
MODEL:ZT30_08 - Model:ZT 30HAT:Y - High ambient temperature version:High ambient condition
MOVOL:575V - Supply voltage:575 V



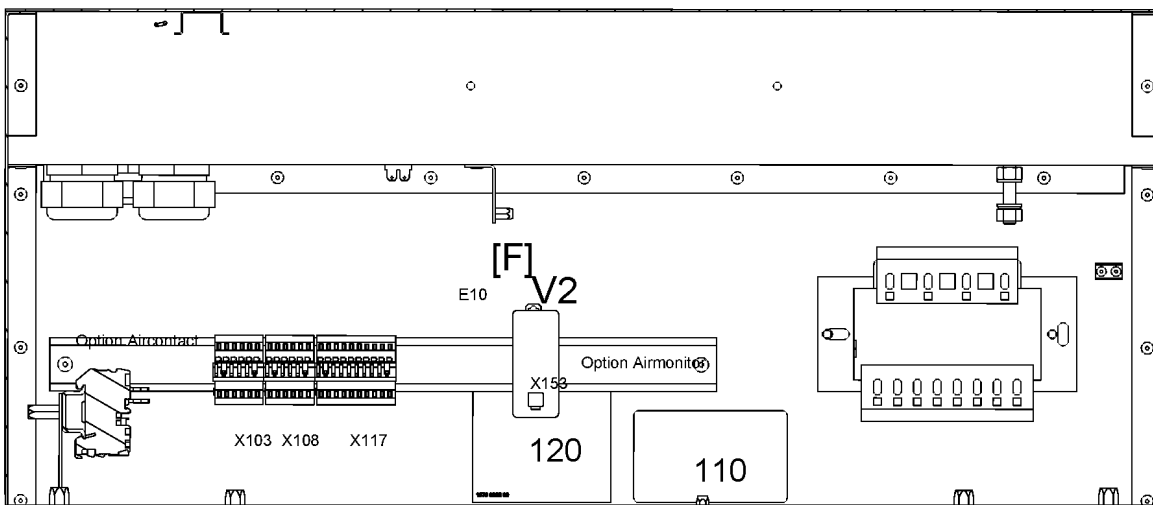
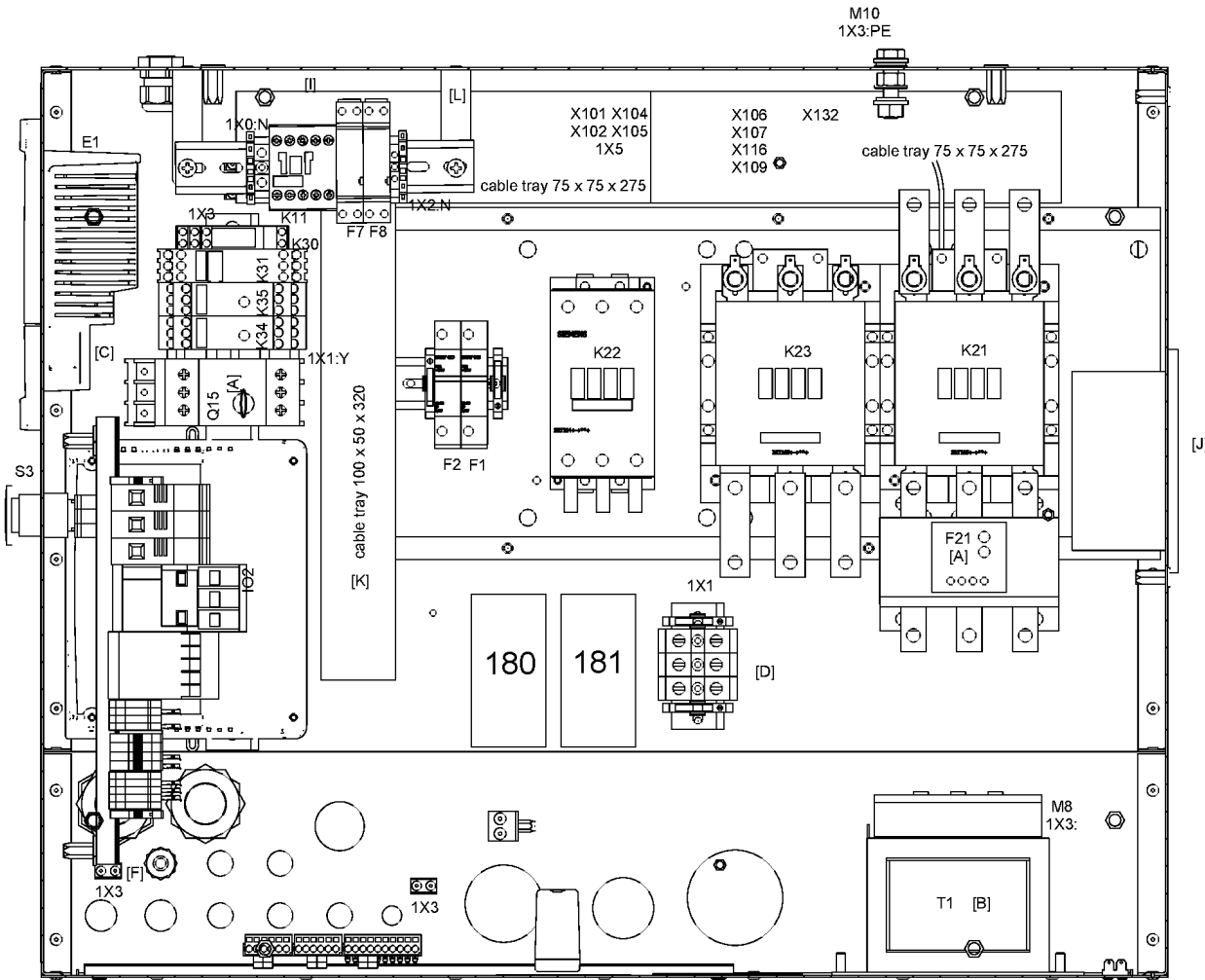
30.35 - Cubicle - ULcUL 575V ZR45/ZT45 HAV (... - 29/07/2014)

(MODEL:ZR45_08 , MODEL:ZT45_08) + EAPPR:ULCUL + FREQ:60HZ + HAT:Y + MOVOL:575V

Ref	Part Number	Qty	Name	Validity	EL	R.
	1900 2190 72	1	CUBICLE	(30/07/2009 - 29/07/2014)		
	9820 3642 02	1	SERVICE DIAGRAM			
	9820 3642 22	0	ASSEMBLY DRAWING			
	1622 8998 80	1	METAL SHEET ASSEMBLY			
	1622 8982 00	1	WIRE HARNESS			
	1088 0851 17	1	RACEWAY			L=320
	0697 9809 20	1	NUT			
	0697 9809 24	2	NUT			
	1088 0015 02	1	CONNECTOR MALE		X101	
	1088 0015 36	2	CONNECTOR SOCKET		X101	
	1088 0031 18	6	ADAPTOR			
	Electrical legend:	X103-X108-X117				
	1088 0031 22	2	CONNECTOR FEMALE		X106-X107	
	1088 0031 32	1	CONNECTOR FEMALE		3X30	
	1088 0031 34	1	CONNECTOR FEMALE		3X32	
	1088 0031 43	1	CONNECTOR FEMALE		X132	
	1088 0031 82	1	CONNECTOR MALE		X106	
	1088 0031 84	1	CONNECTOR MALE		X103	
	1088 0031 86	1	CONNECTOR MALE		X108	
	1088 0031 90	1	CONNECTOR MALE		X117	
	1088 0037 04	1	CONNECTOR FEMALE		X103	
	1088 0037 06	1	CONNECTOR FEMALE		X108	
	1088 0037 10	1	CONNECTOR FEMALE		X117	
	1088 0037 30	2	CONNECTOR FEMALE		X105-1X5	
	1088 0037 31	2	CONNECTOR FEMALE		X104-X116	
	1088 0037 33	1	CONNECTOR FEMALE		X109	
	1088 0037 62	1	CONNECTOR COMBI		X105	
	1088 0037 81	1	CONNECTOR FEMALE		2X27	
	1088 0037 83	1	CONNECTOR FEMALE		3X33	
	1088 0851 16	2	RACEWAY			L=275mm
	1089 0649 03	1	EMERGENCY STOP BUTTON		S3	
	1089 0577 58	2	END RETAINER			
	1089 0700 02	1	CONNECTOR MALE		X102	
	1089 0700 04	8	CONNECTOR SOCKET		X102	
	1089 9337 13	2	CONTACT BLOCK		S3	
	1089 9415 07	1	CONTACT BLOCK		K21	
	1088 0031 02	1	FEM. CONNECTOR		X153	
	0090 1400 02	1	MOUNTING RAIL			L=320mm
	0694 5285 12	9	ISOLATOR CAP FEMALE FASTON		K22-K23	
	0694 5900 06	6	FASTON FLAT		K22-K23	
	1088 0004 20	3	DOUBLE FASTON		K23	
	1089 0577 58	1	END RETAINER			
	1089 0700 01	1	CONNECTOR FEMALE		X102	
	1089 0700 03	8	CONNECTOR PIN		X102	
	1089 9415 09	1	CONTACT BLOCK		K22	
	1089 9415 34	1	CONTACTOR		K22	
	1089 9415 36	2	CONTACTOR		K21-K23	
	1089 9415 55	1	CONTACT BLOCK		K21	
	1089 9415 56	1	CONTACT BLOCK		K23	
	1089 9416 93	1	3PH TERMINAL BLOCK		K21	
	1089 9424 40	1	OVERLOAD RELAY		F21	

Legend:EAPPR:ULCUL - Electrical approval:UL/cUL
MODEL:ZR45_08 - Model:ZR 45FREQ:60HZ - Frequency:60 Hz
MODEL:ZT45_08 - Model:ZT 45HAT:Y - High ambient temperature version:High ambient condition
MOVOL:575V - Supply voltage:575 V

30.35 - Cubicle - ULcUL 575V ZR45/ZT45 HAV (... - 29/07/2014)
 (MODEL:ZR45_08 , MODEL:ZT45_08) + EAPPR:ULCUL + FREQ:60HZ + HAT:Y + MOVOL:575V

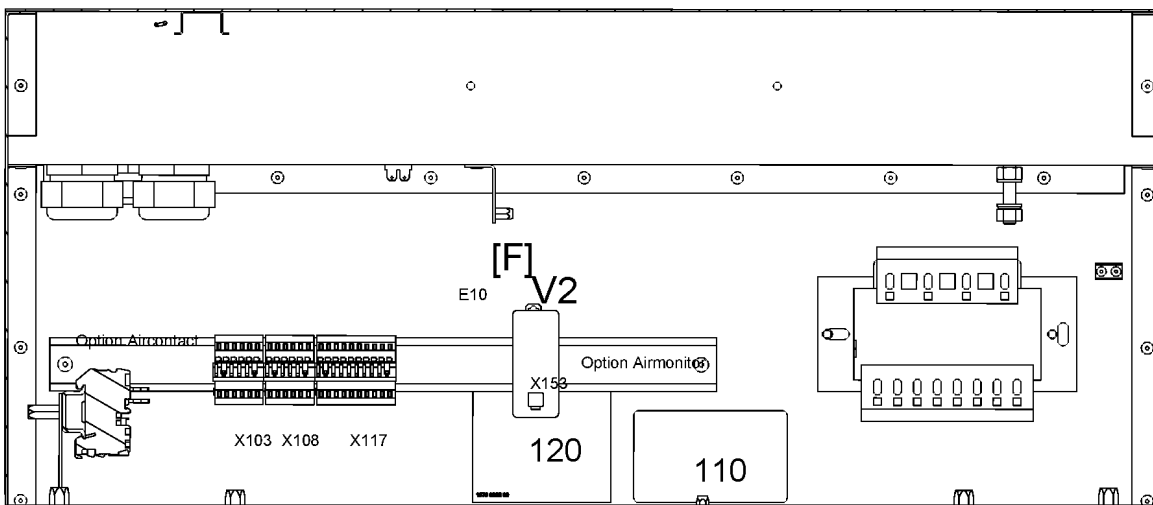
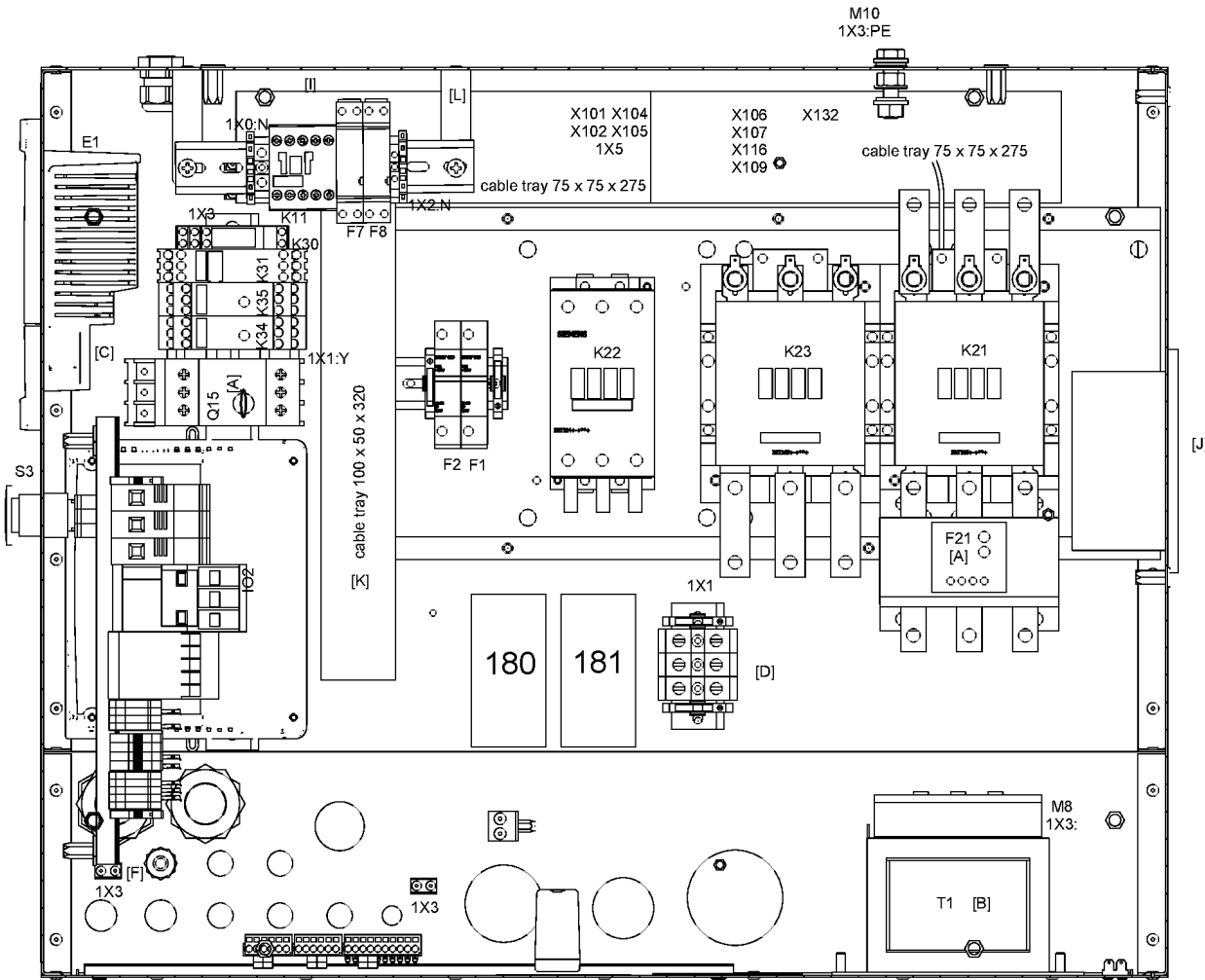


30.35 - Cubicle - ULcUL 575V ZR45/ZT45 HAV (... - 29/07/2014)

(MODEL:ZR45_08 , MODEL:ZT45_08) + EAPPR:ULCUL + FREQ:60HZ + HAT:Y + MOVOL:575V

Ref	Part Number	Qty	Name	Validity	EL	R.
	1900 2803 00	0	DRAWING			
	1079 9924 26	1	LABEL		180	
	1089 0612 01	2	FUSE HOLDER		F1-F2	
	1089 9168 26	2	FUSE		F1-F2	
	1089 9514 44	1	TRANSFORMER		T1	
	1089 0577 58	1	END RETAINER			
	1079 9925 69	1	LABEL		120	
	1622 7302 00	1	DATA-LABEL		110	
	1613 3431 00	1	LABEL		130	
	1088 0037 62	1	CONNECTOR COMBI		X105	
	1089 9415 07	1	CONTACT BLOCK		K23	
	1089 9556 30	1	AIR INLET + FAN		M3	

Legend:EAPPR:ULCUL - Electrical approval:UL/cUL
MODEL:ZR45_08 - Model:ZR 45FREQ:60HZ - Frequency:60 Hz
MODEL:ZT45_08 - Model:ZT 45HAT:Y - High ambient temperature version:High ambient condition
MOVOL:575V - Supply voltage:575 V

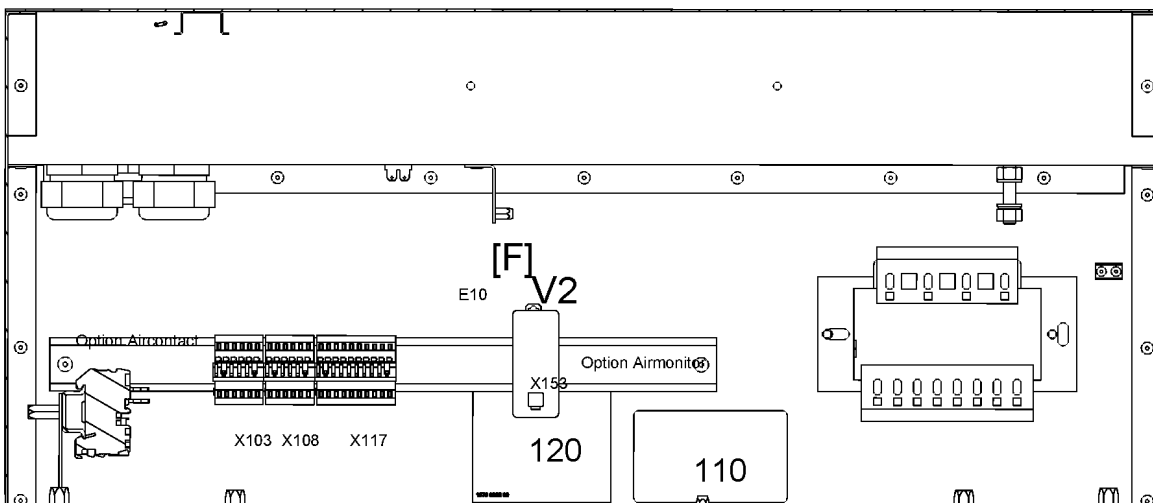
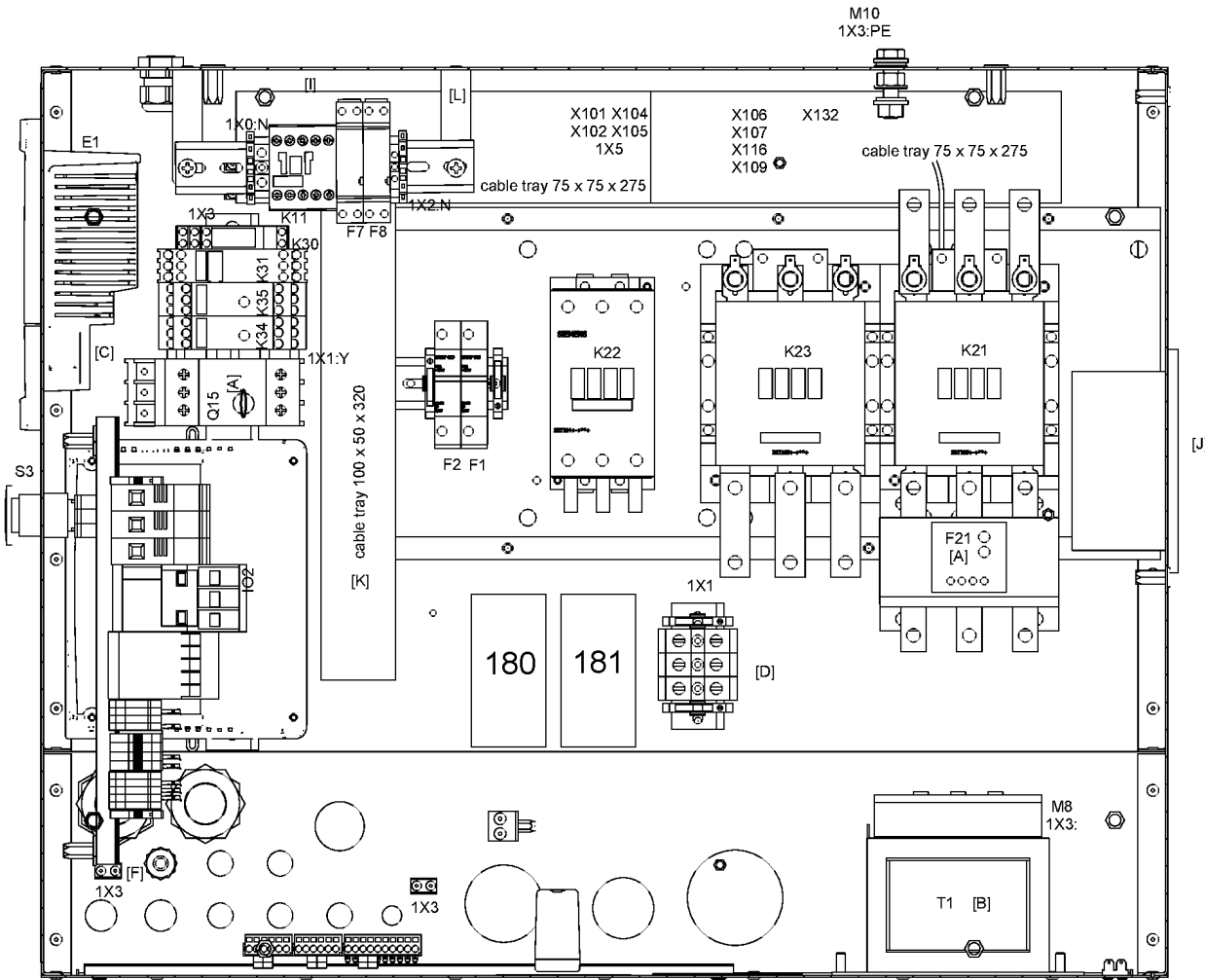


30.36 - Cubicle - ULcUL 575V ZR45/ZT45 HAV (30/07/2014 - ...)

(MODEL:ZR45_08 , MODEL:ZT45_08) + EAPPR:ULCUL + FREQ:60HZ + HAT:Y + MOVOL:575V

Ref	Part Number	Qty	Name	Validity	EL	R.
	1900 2190 83	1	CUBICLE	(30/07/2014 - ...)		
	9820 3642 22	0	ASSEMBLY DRAWING			
	1622 8998 80	1	METAL SHEET ASSEMBLY			
	1622 8982 00	1	WIRE HARNESS			
	1088 1001 02	1	WARNING MARK			
	1088 0851 17	1	RACEWAY			L=320mm
	0697 9809 20	1	NUT			
	0697 9809 24	2	NUT			
	1088 0031 02	1	CONNECTOR FEMALE		X153	
	1088 0031 18	6	ADAPTOR			
	Electrical legend:	X103-X108-X117				
	1088 0031 22	1	CONNECTOR FEMALE		X107	
	1088 0031 24	1	CONNECTOR FEMALE		X137	
	1088 0031 32	1	CONNECTOR FEMALE		3X30	
	1088 0031 34	1	CONNECTOR FEMALE		3X32	
	1088 0031 43	1	CONNECTOR FEMALE		X132	
	1088 0031 46	1	CONNECTOR FEMALE		3X31	
	1088 0031 84	1	CONNECTOR MALE		X103	
	1088 0031 86	1	CONNECTOR MALE		X108	
	1088 0031 90	1	CONNECTOR MALE		X117	
	1088 0037 04	1	CONNECTOR FEMALE		X103	
	1088 0037 06	1	CONNECTOR FEMALE		X108	
	1088 0037 10	1	CONNECTOR FEMALE		X117	
	1088 0037 30	2	CONNECTOR FEMALE		X105-1X5	
	1088 0037 31	2	CONNECTOR FEMALE		X104-X116	
	1088 0037 32	1	CONNECTOR FEMALE		X102b	
	1088 0037 33	1	CONNECTOR FEMALE		X102a	
	1088 0037 33	1	CONNECTOR FEMALE		X109	
	1088 0037 81	1	CONNECTOR FEMALE		2X27	
	1088 0037 83	1	CONNECTOR FEMALE		3X33	
	1088 0851 16	2	RACEWAY			L=275mm
	1089 0577 58	2	END RETAINER			
	1089 0649 03	1	EMERGENCY STOP BUTTON		S3	
	1089 9337 13	2	CONTACT BLOCK		S3	
	1089 9415 07	1	CONTACT BLOCK		K21-K23	
	9820 3642 15	1	SERVICE DIAGRAM			
	0090 1400 02	1	MOUNTING RAIL			L=320mm
	0694 5281 34	3	CABLE LUG		K21	
	0694 5285 12	6	ISOLATOR CAP FEMALE FASTON		K22-K23	
	0694 5900 06	6	FASTON FLAT 6.3X0.8		K22-K23	
	0694 5900 07	3	ANGLED FASTON 6.3X0.8		K21	
	1088 0031 64	1	CONNECTOR MALE		X102b	
	1088 0031 65	1	CONNECTOR MALE		X102a	
	1089 0577 58	1	END RETAINER			
	1089 9362 04	1	TERMINAL COVER		K21	
	1089 9415 09	1	CONTACT BLOCK		K22	
	1089 9415 36	1	CONTACTOR		K22	
	1089 9415 44	2	CONTACTOR		K21-K23	
	1089 9415 55	1	CONTACT BLOCK		K21	
	1089 9415 56	1	CONTACT BLOCK		K23	
	1089 9446 65	1	OVERLOAD RELAY		F21	

Legend:EAPPR:ULCUL - Electrical approval:UL/cUL
MODEL:ZR45_08 - Model:ZR 45FREQ:60HZ - Frequency:60 Hz
MODEL:ZT45_08 - Model:ZT 45HAT:Y - High ambient temperature version:High ambient condition
MOVOL:575V - Supply voltage:575 V



30.36 - Cubicle - ULcUL 575V ZR45/ZT45 HAV (30/07/2014 - ...)

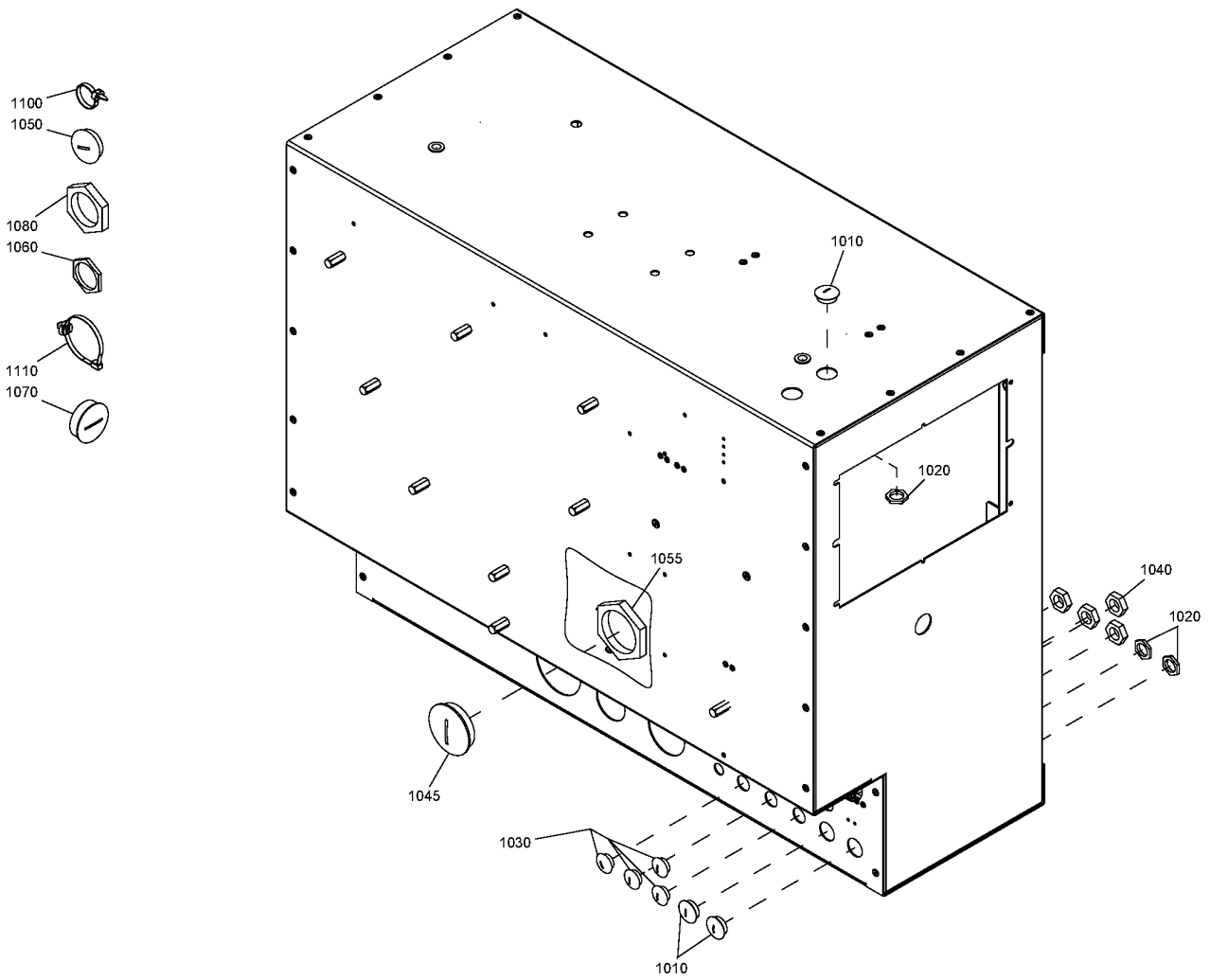
(MODEL:ZR45_08 , MODEL:ZT45_08) + EAPPR:ULCUL + FREQ:60HZ + HAT:Y + MOVOL:575V

Ref	Part Number	Qty	Name	Validity	EL	R.
	1622 1692 00	3	CONNECTION ELEMENT		K21	
	1900 2804 00	0	DRAWING			
	1079 9924 26	1	LABEL		180	
	1089 0612 01	2	FUSE HOLDER		F1-F2	
	1089 9168 26	2	FUSE		F1-F2	
	1089 9436 46	1	TRANSFORMER		T1	
	1089 0577 58	1	END RETAINER			
	1079 9925 69	1	LABEL		120	
	1622 7302 00	1	DATA-LABEL		110	
	1088 0037 62	1	CONNECTOR COMBI		X105	
	1089 9415 07	1	CONTACT BLOCK		K23	
	1089 9556 30	1	AIR INLET + FAN		M3	

Legend:EAPPR:ULCUL - Electrical approval:UL/cUL
MODEL:ZR45_08 - Model:ZR 45FREQ:60HZ - Frequency:60 Hz
MODEL:ZT45_08 - Model:ZT 45HAT:Y - High ambient temperature version:High ambient condition
MOVOL:575V - Supply voltage:575 V

30.37 - Cubicle plugin Pack IEC

(MOVOL:230V , MOVOL:380V , MOVOL:400V , MOVOL:460V , MOVOL:500V) + EAPPR:IEC + IDRY:N



30.37 - Cubicle plugin Pack IEC

(MOVOL:230V , MOVOL:380V , MOVOL:400V , MOVOL:460V , MOVOL:500V) + EAPPR:IEC + IDRY:N

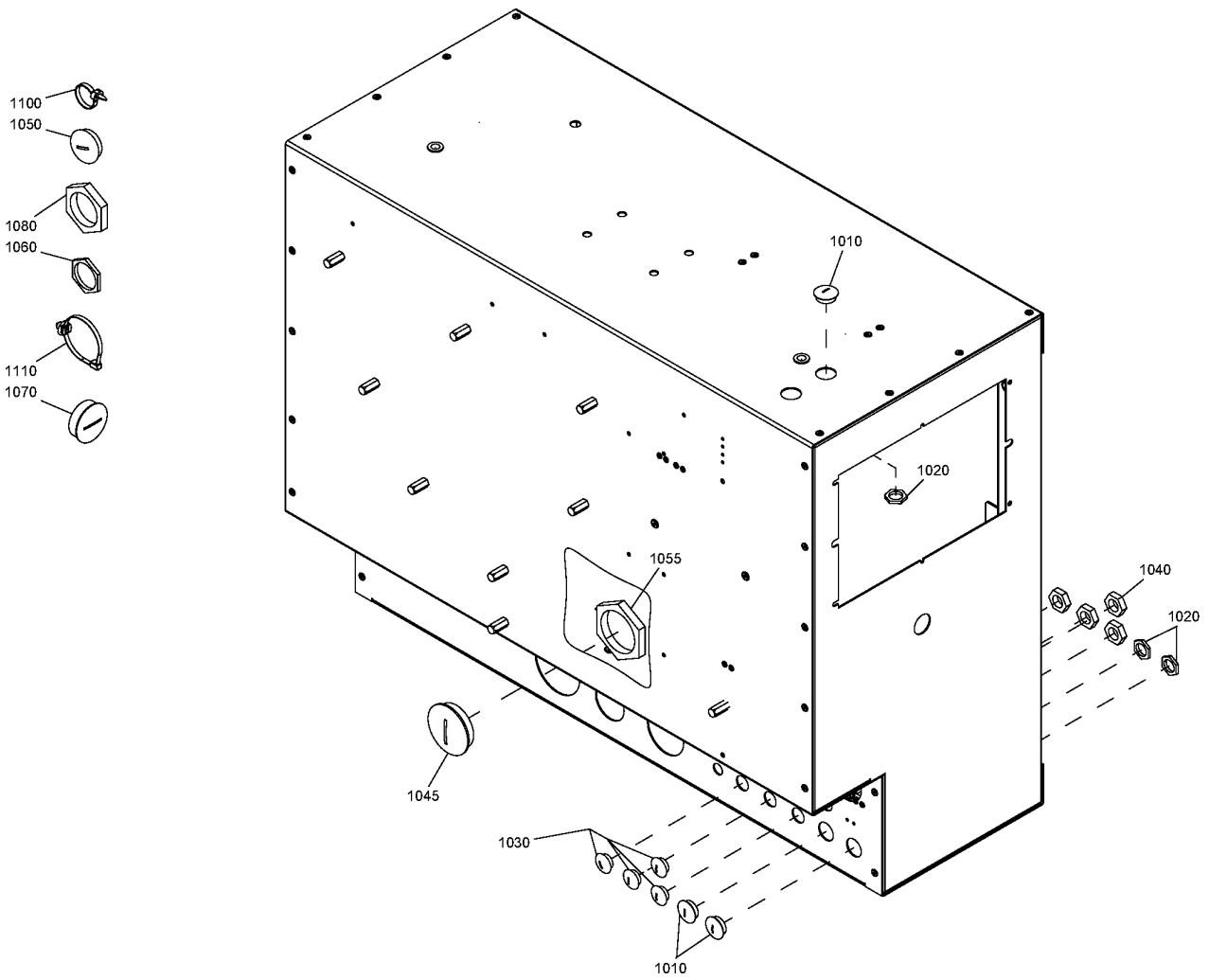
Ref	Part Number	Qty	Name	Validity
1010	0697 9810 26	3	PLUG	(30/07/2009 - ...)
1020	0697 9809 21	3	LOCK NUT	(30/07/2009 - ...)
1030	0697 9810 25	4	PLUG	(30/07/2009 - ...)
1040	0697 9809 20	4	LOCK NUT	(30/07/2009 - 16/02/2011) (21/01/2013 - ...)
1040	0697 9809 07	4	LOCK NUT	(17/02/2011 - 20/01/2013)
1045	0697 9810 30	1	PLUG	(09/05/2012 - ...)
1050	0697 9810 28	1	PLUG	(06/05/2012 - 07/05/2012)
1055	0697 9809 25	1	NUT	(09/05/2012 - ...)
1070	0697 9810 29	1	PLUG	(06/05/2012 - 07/05/2012)
1080	0697 9809 24	1	LOCK NUT	(06/05/2012 - 07/05/2012)
1100	1088 1301 04	18	CABLE STRIP	(12/12/2012 - ...)
1110	0348 0102 12	11	CLAMP	(12/12/2012 - ...)

Legend:

EAPPR:IEC - Electrical approval:IEC
MOVOL:380V - Supply voltage:380 V
MOVOL:500V - Supply voltage:500 V

IDRY:N - Integrated dryer:No
MOVOL:400V - Supply voltage:400 V

MOVOL:230V - Supply voltage:230 V
MOVOL:460V - Supply voltage:460 V



30.38 - Cubicle plugin Pack UL/cUL
(MOVOL:230V , MOVOL:460V , MOVOL:575V) + EAPPR:ULCUL + IDRY:N

Ref	Part Number	Qty	Name	Validity
1010	0697 9810 35	3	END PLUG	(30/07/2009 - ...)
1020	0697 9809 14	3	LOCK NUT	(30/07/2009 - ...)
1030	0697 9810 34	4	PLUG	(30/07/2009 - 16/02/2011)
	↳ Substituted by: 0697 9810 18 - PLUG M16 METAL (quantity: 1)			
1030	0697 9810 18	4	PLUG	(17/02/2011 - ...)
1040	0697 9809 07	4	LOCK NUT	(31/03/2014 - ...)
1040	0697 9809 13	4	LOCK NUT	(30/07/2009 - 30/03/2014)
1045	0697 9810 23	1	PLUG	(09/05/2012 - ...)
1050	0697 9810 37	1	PLUG	(06/05/2012 - 07/05/2012)
1055	0697 9809 05	1	LOCK NUT	(09/05/2012 - ...)
1060	0697 9809 04	1	LOCK NUT	(06/05/2012 - 07/05/2012)
1080	0697 9809 06	1	LOCK NUT	(06/05/2012 - 07/05/2012)
1100	1088 1301 04	18	CABLE STRIP	(12/12/2012 - ...)
1110	0348 0102 12	11	CLAMP	(12/12/2012 - ...)

Legend:

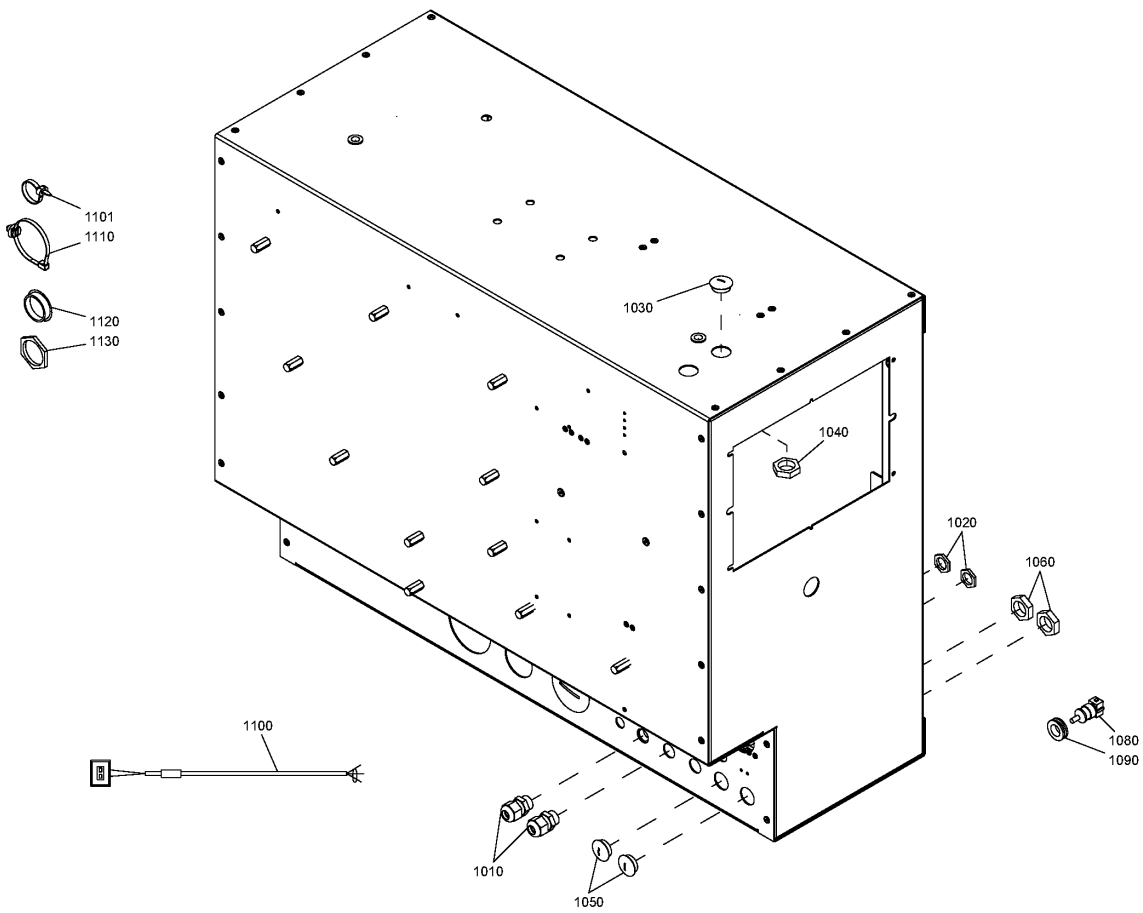
EAPPR:ULCUL - Electrical approval:UL/cUL
MOVOL:460V - Supply voltage:460 V

IDRY:N - Integrated dryer:No
MOVOL:575V - Supply voltage:575 V

MOVOL:230V - Supply voltage:230 V

30.39 - Cubicle plugin Full Feature ID IEC

(MOVOL:230V , MOVOL:380V , MOVOL:400V , MOVOL:460V) + EAPPR:IEC + IDRY:ID



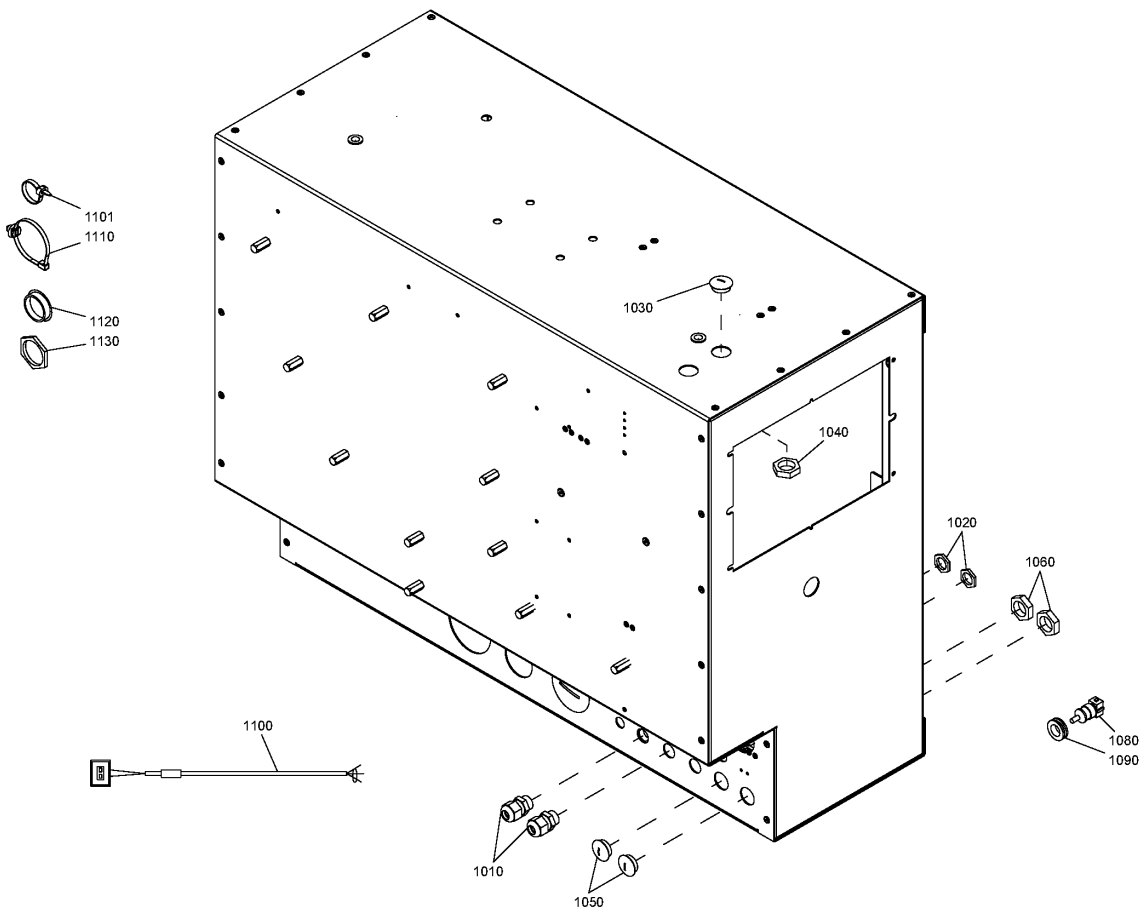
30.39 - Cubicle plugin Full Feature ID IEC

(MOVOL:230V , MOVOL:380V , MOVOL:400V , MOVOL:460V) + EAPPR:IEC + IDRY:ID

Ref	Part Number	Qty	Name	Validity
1010	0698 5140 71	2	CABLE GLAND	(30/07/2009 - 07/05/2012) (MOVOL:230V , MOVOL:400V , MOVOL:460V) (08/05/2012 - ...)
1020	0697 9809 20	2	LOCK NUT	(30/07/2009 - 16/02/2011) (MOVOL:230V , MOVOL:400V , MOVOL:460V) (02/08/2011 - 07/05/2012) (MOVOL:230V , MOVOL:400V , MOVOL:460V) (08/05/2012 - ...)
1020	0697 9809 07	2	LOCK NUT	(17/02/2011 - 01/08/2011) (MOVOL:230V , MOVOL:400V , MOVOL:460V)
1030	0697 9810 26	1	PLUG	(30/07/2009 - ...) MOVOL:230V
1030	0697 9810 26	2	PLUG	(30/07/2009 - 07/05/2012) (MOVOL:400V , MOVOL:460V) (08/05/2012 - ...) (MOVOL:380V , MOVOL:400V , MOVOL:460V)
1040	0697 9809 21	1	LOCK NUT	(30/07/2009 - ...) MOVOL:230V
1040	0697 9809 21	2	LOCK NUT	(30/07/2009 - 07/05/2012) (MOVOL:400V , MOVOL:460V) (08/05/2012 - ...) (MOVOL:380V , MOVOL:400V , MOVOL:460V)
1050	0697 9810 26	2	PLUG	(30/07/2009 - ...) MOVOL:230V
1060	0697 9809 21	2	LOCK NUT	(30/07/2009 - ...) MOVOL:230V
1080	1089 0574 12	1	TEMP.SENSOR	(30/07/2009 - 07/05/2012) (MOVOL:230V , MOVOL:400V , MOVOL:460V) (08/05/2012 - ...)
1090	0989 4220 15	1	GROMMET	(30/07/2009 - 07/05/2012) (MOVOL:230V , MOVOL:400V , MOVOL:460V) (08/05/2012 - ...)
1100	1622 0663 08	1	CABLE TEMP.SENSOR	(30/07/2009 - 07/05/2012) (MOVOL:230V , MOVOL:400V , MOVOL:460V) (08/05/2012 - ...)
1101	1088 1301 04	18	CABLE STRIP	(12/12/2012 - ...)
1110	1900 2601 93	1	CONNECTOR	(30/07/2009 - 21/03/2013) MOVOL:230V
	• 1088 0015 26	1	CONNECTOR 5POLE	
	• 1088 0015 16	4	CONNECTOR PIN	
	• 9820 3547 81	0	ASS'Y DRAWING DRYER RAIL MOD	
1110	0348 0102 12	11	CLAMP	(12/12/2012 - ...) (MOVOL:380V , MOVOL:400V , MOVOL:460V)
1120	0697 9810 28	1	PLUG	(06/05/2012 - 07/05/2012) MOVOL:230V

Legend:EAPPR:IEC - Electrical approval:IEC
MOVOL:380V - Supply voltage:380 VIDRY:ID - Integrated dryer:ID dryer
MOVOL:400V - Supply voltage:400 VMOVOL:230V - Supply voltage:230 V
MOVOL:460V - Supply voltage:460 V

30.40 - Cubicle plugin Full Feature ID UL/cUL (MOVOL:230V , MOVOL:460V) + EAPPR:ULCUL + IDRY:ID



30.40 - Cubicle plugin Full Feature ID UL/cUL

(MOVOL:230V , MOVOL:460V) + EAPPR:ULCUL + IDRY:ID

Ref	Part Number	Qty	Name	Validity
1010	0698 5140 71	2	CABLE GLAND	(30/07/2009 - ...)
1020	0697 9809 20	2	LOCK NUT	(30/07/2009 - 16/02/2011)
1020	0697 9809 07	2	LOCK NUT	(17/02/2011 - ...)
1030	0697 9810 35	1	END PLUG	(30/07/2009 - ...) MOVOL:230V
1040	0697 9809 14	1	LOCK NUT	(30/07/2009 - ...) MOVOL:230V
1050	0697 9810 35	2	END PLUG	(30/07/2009 - ...)
1060	0697 9809 14	2	LOCK NUT	(30/07/2009 - ...)
1080	1089 0574 12	1	TEMP.SENSOR	(30/07/2009 - ...)
1090	0989 4220 15	1	GROMMET	(30/07/2009 - ...)
1100	1622 0663 08	1	CABLE TEMP.SENSOR	(30/07/2009 - ...)
1101	1088 1301 04	18	CABLE STRIP	(12/12/2012 - ...)
1110	1900 2601 93	1	CONNECTOR	(30/07/2009 - 21/03/2013) MOVOL:230V
	• 1088 0015 26	1	CONNECTOR 5POLE	
	• 1088 0015 16	4	CONNECTOR PIN	
	• 9820 3547 81	0	ASS'Y DRAWING DRYER RAIL MOD	
1110	0348 0102 12	11	CLAMP	(12/12/2012 - ...) MOVOL:460V
1120	0697 9810 37	1	PLUG	(06/05/2012 - 07/05/2012) MOVOL:230V
1130	0697 9809 04	1	LOCK NUT	(06/05/2012 - 07/05/2012) MOVOL:230V

Legend:

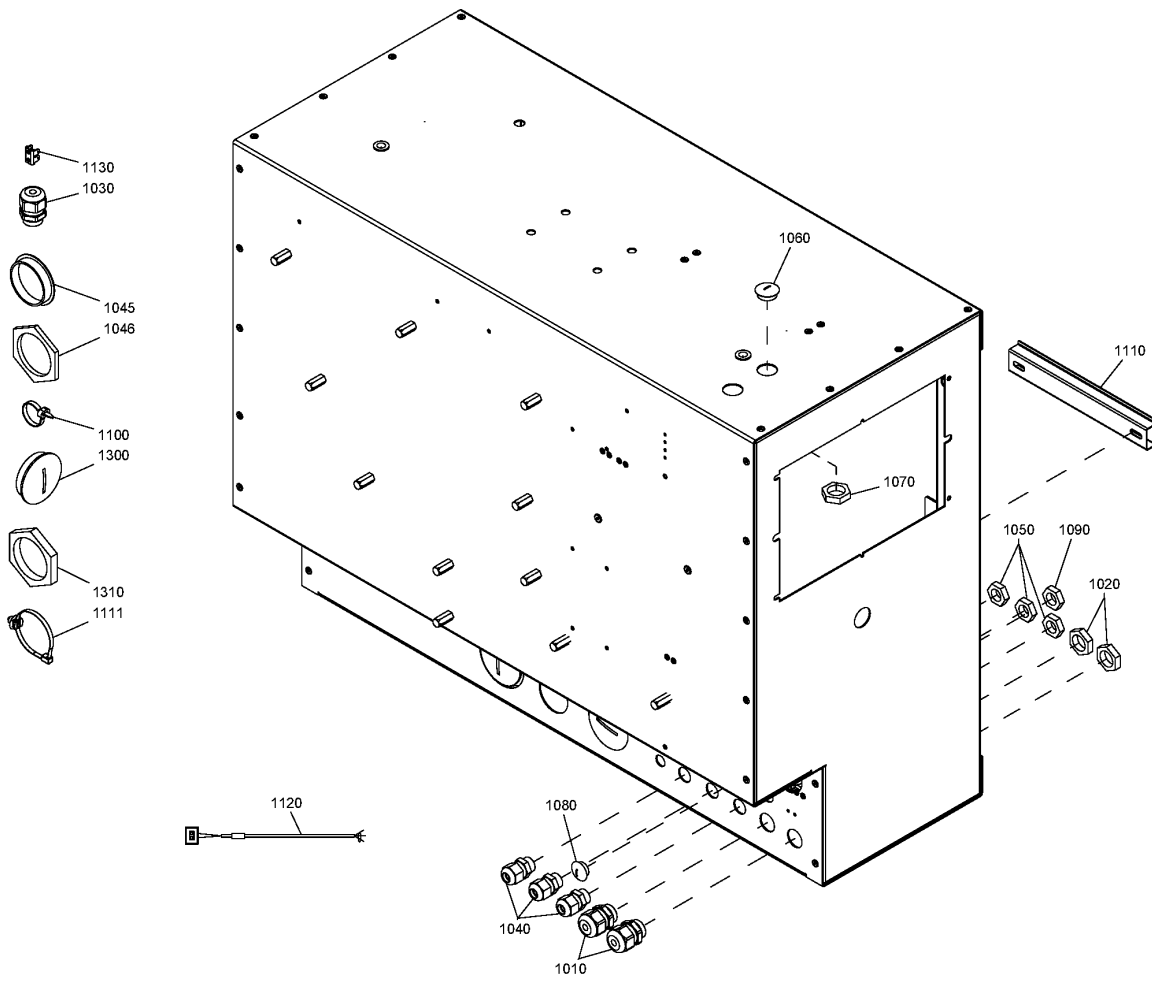
EAPPR:ULCUL - Electrical approval:UL/cUL
MOVOL:460V - Supply voltage:460 V

IDRY:ID - Integrated dryer:ID dryer

MOVOL:230V - Supply voltage:230 V

30.41 - Cubicle plugin Full feature IMD IEC

(MOVOL:230V , MOVOL:400V , MOVOL:460V) + EAPPR:IEC + IDRY:IMD



30.41 - Cubicle plugin Full feature IMD IEC

(MOVOL:230V , MOVOL:400V , MOVOL:460V) + EAPPR:IEC + IDRY:IMD

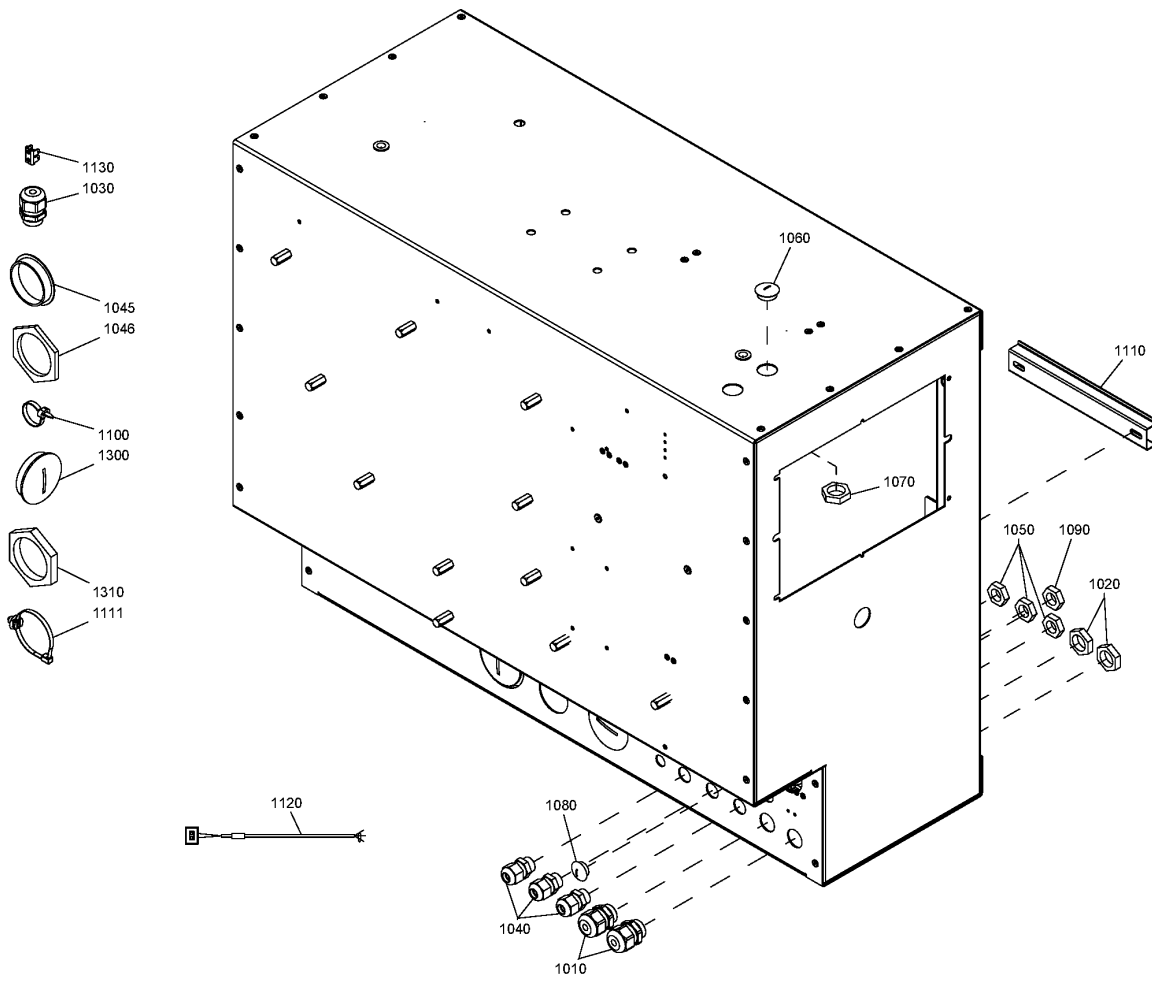
Ref	Part Number	Qty	Name	Validity
1010	0698 5140 72	2	CABLE GLAND	(30/07/2009 - ...)
1020	0697 9809 21	2	LOCK NUT	(30/07/2009 - ...)
1030	0698 5148 14	1	MULTI SEALING	(30/07/2009 - 09/01/2013)
	↳ Substituted by:		0698 5140 72 - CABLE GLAND M20X1.5 PVC (quantity: 1)	
1040	0698 5140 71	3	CABLE GLAND	(30/07/2009 - ...)
1050	0697 9809 20	3	LOCK NUT	(30/07/2009 - ...)
1060	0697 9810 26	1	PLUG	(30/07/2009 - ...)
1070	0697 9809 21	1	LOCK NUT	(30/07/2009 - ...)
1080	0697 9810 25	1	PLUG	(30/07/2009 - ...)
1090	0697 9809 20	1	LOCK NUT	(30/07/2009 - ...)
1100	1088 1301 04	18	CABLE STRIP	(12/12/2012 - ...)
1110	1622 0665 09	1	RAIL	(30/07/2009 - ...)
1111	0348 0102 12	11	CLAMP	(12/12/2012 - ...)
1120	1622 0663 08	2	CABLE TEMP.SENSOR	(30/07/2009 - ...)
1130	0694 5900 05	1	TAB	(15/04/2013 - ...)
1300	0697 9810 30	1	PLUG	(31/03/2014 - ...)
1310	0697 9809 25	1	NUT	(31/03/2014 - ...)

Legend:EAPPR:IEC - Electrical approval:IEC
MOVOL:400V - Supply voltage:400 VIDRY:IMD - Integrated dryer:IMD dryer
MOVOL:460V - Supply voltage:460 V

MOVOL:230V - Supply voltage:230 V

30.42 - Cubicle plugin Full feature IMD UL/cUL

EAPPR:ULCUL + IDRY:IMD + MOVOL:460V



30.42 - Cubicle plugin Full feature IMD UL/cUL

EAPPR:ULCUL + IDRY:IMD + MOVOL:460V

Ref	Part Number	Qty	Name	Validity
1010	0698 5140 72	2	CABLE GLAND	(30/07/2009 - ...)
1020	0697 9809 21	2	LOCK NUT	(30/07/2009 - ...)
1030	0698 5148 14	1	MULTI SEALING	(30/07/2009 - 09/01/2013)
	↳ Substituted by:	0698 5140 72 - CABLE GLAND M20X1.5 PVC (quantity: 1)		
1040	0698 5140 71	3	CABLE GLAND	(30/07/2009 - ...)
1045	0697 9810 23	1	PLUG	(22/03/2013 - ...)
1046	0697 9809 05	1	LOCK NUT	(22/03/2013 - ...)
1050	0697 9809 20	3	LOCK NUT	(30/07/2009 - ...)
1060	0697 9810 35	1	END PLUG	(30/07/2009 - ...)
1070	0697 9809 14	1	LOCK NUT	(30/07/2009 - ...)
1080	0697 9810 34	1	PLUG	(30/07/2009 - 16/02/2011)
	↳ Substituted by:	0697 9810 18 - PLUG M16 METAL (quantity: 1)		
1080	0697 9810 18	1	PLUG	(17/02/2011 - ...)
1090	0697 9809 20	1	LOCK NUT	(31/03/2014 - ...)
1090	0697 9809 13	1	LOCK NUT	(30/07/2009 - 30/03/2014)
1100	1088 1301 04	18	CABLE STRIP	(12/12/2012 - ...)
1110	1622 0665 09	1	RAIL	(30/07/2009 - ...)
1111	0348 0102 12	11	CLAMP	(12/12/2012 - ...)
1120	1622 0663 08	2	CABLE TEMP.SENSOR	(30/07/2009 - ...)
1130	0694 5900 05	1	TAB	(15/04/2013 - ...)

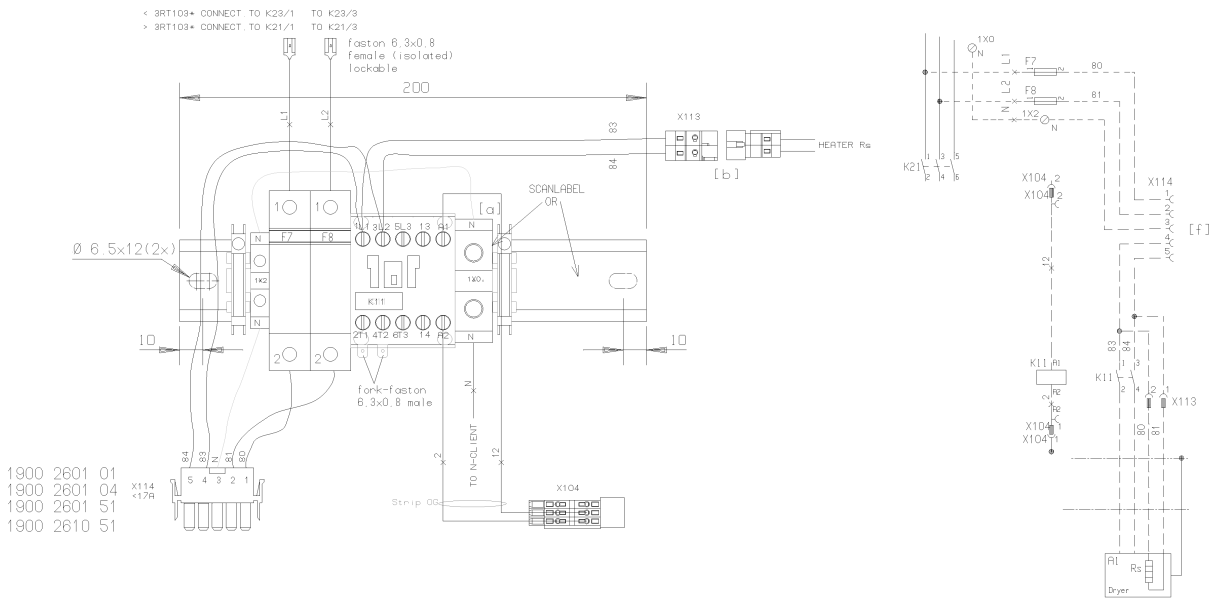
Legend:

EAPPR:ULCUL - Electrical approval:UL/cUL

IDRY:IMD - Integrated dryer:IMD dryer

MOVOL:460V - Supply voltage:460 V

30.43 - Dryer rail IEC - 400V/460V (30/07/2009 - 08/05/2012)
 (MOVOL:400V , MOVOL:460V) + EAPPR:IEC + IDRY:ID



30.43 - Dryer rail IEC - 400V/460V (30/07/2009 - 08/05/2012)

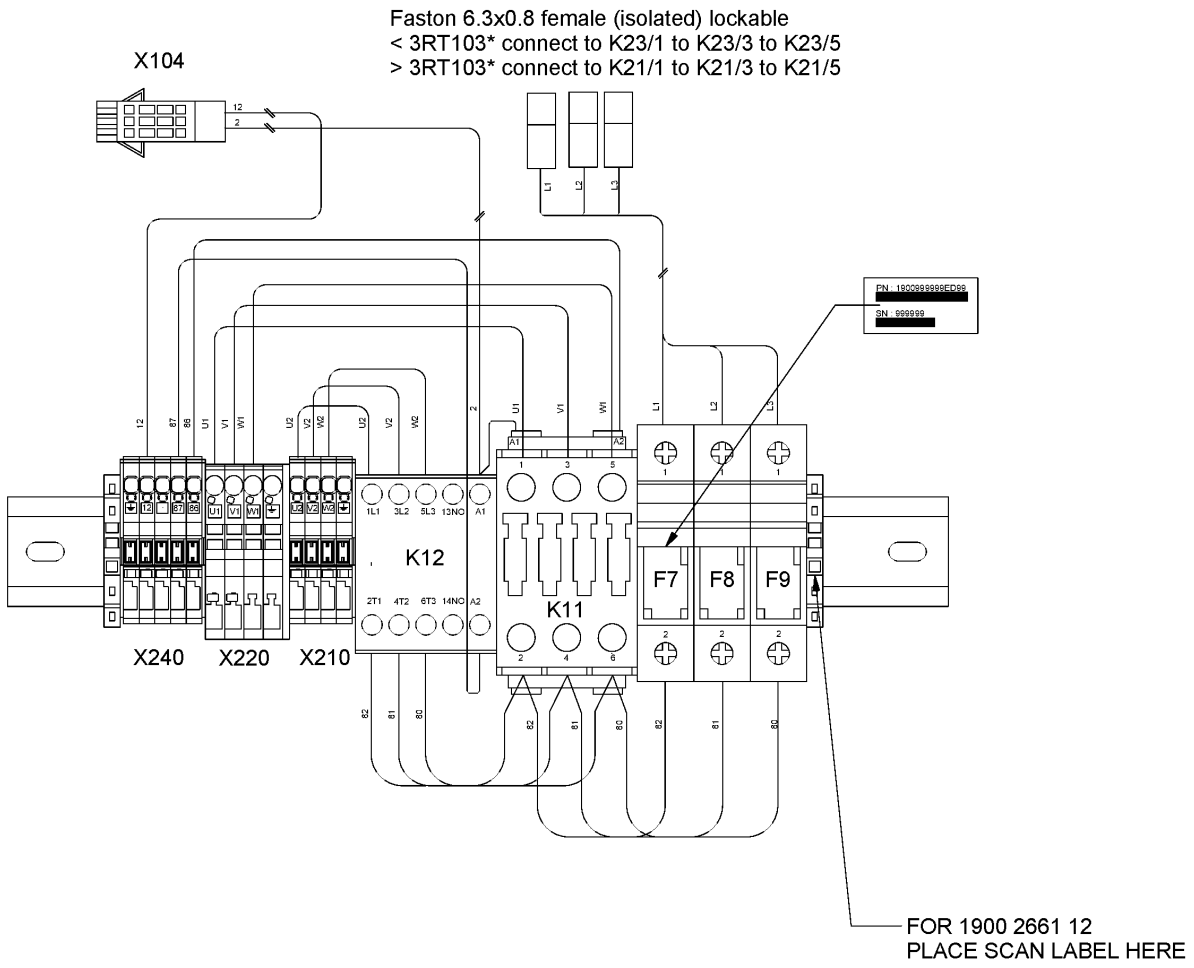
(MOVOL:400V , MOVOL:460V) + EAPPR:IEC + IDRY:ID

Ref	Part Number	Qty	Name	Validity	EL	R.
	1900 2601 66	1	DRYER RAIL	(30/07/2009 - 08/05/2012)		
	• 1089 0577 58	2	END RETAINER			
	• 9820 3545 80	1	ASSEMBLY DRAWING			
	• 1089 0612 28	3	FUSE 16A		F7-F8-F9	
	• 1089 0612 01	3	FUSE HOLDER		F7-F8-F9	
	• 1089 9415 14	1	CONTACTOR		K11	
	• 0694 5285 25	3	FASTON LOCKABLE ISOLATED		L1-L2-L3	
	• 0090 1400 02	1	MOUNTING RAIL			L=200mm
	• 1088 0037 63	1	CONNECTOR 3-POLE COMBI		X104	
	• 1088 0037 22	1	CONNECTOR MALE		X113	
	• 1088 0031 75	1	CONNECTOR FEMALE		X113	
	• 1088 0031 24	1	CONNECTOR FEMALE		X115	
	• 1088 0031 84	1	CONNECTOR MALE		X115	
	• 0694 5285 12	3	ISOLATOR CAP FEMALE FASTON			
	• 1088 0003 24	3	CABLE LUG			
	• 0694 5900 10	3	FORK FASTON MALE		K11	

Legend:EAPPR:IEC - Electrical approval:IEC
MOVOL:460V - Supply voltage:460 V

IDRY:ID - Integrated dryer:ID dryer

MOVOL:400V - Supply voltage:400 V



30.44 - Dryer rail IEC - 400V/460V (28/05/2013 - ...)

(MOVOL:400V , MOVOL:460V) + EAPPR:IEC + IDRY:ID



Ref	Part Number	Qty	Name	Validity	EL	R.
	1900 2661 12	1	DRYER RAIL	(28/05/2013 - ...)		
	9820 2156 00	-	SERVICE DIAGRAM			
	9820 4549 74	-	ASSEMBLY DRAWING			
	0090 1400 02	1	MOUNTING RAIL			L=210mm
	1088 0039 04	10	TERMINAL / CONNECTOR			
	Electrical legend:	X210 - X220 - X240				
	1088 0039 03	3	TERMINAL / CONNECTOR			
	Electrical legend:	X210 - X220 - X240				
	1088 0039 02	3	INTERMEDIATE - END PLATE			
	Electrical legend:	X210 - X220 - X240				
	1088 0037 99	7	CODING KEY			
	Electrical legend:	X210:1-3 X220:1-2 X240:2-3-4				
	1088 0037 63	1	CONNECTOR		X104	
	1089 0577 58	2	END RETAINER			
	1089 0612 01	3	FUSE HOLDER		F7-F8-F9	
	1089 0612 61	3	FUSE		F7-F8-F9	
	1089 9415 14	1	CONTACTOR		K12	
	1089 9415 24	1	CONTACTOR		K11	
	0694 5285 25	3	FASTON		L1-L2-L3	

Legend:EAPPR:IEC - Electrical approval:IEC
MOVOL:460V - Supply voltage:460 V

IDRY:ID - Integrated dryer:ID dryer

MOVOL:400V - Supply voltage:400 V

30.45 - Dryer rail IEC - 230V/500V (30/07/2009 - 08/05/2012)

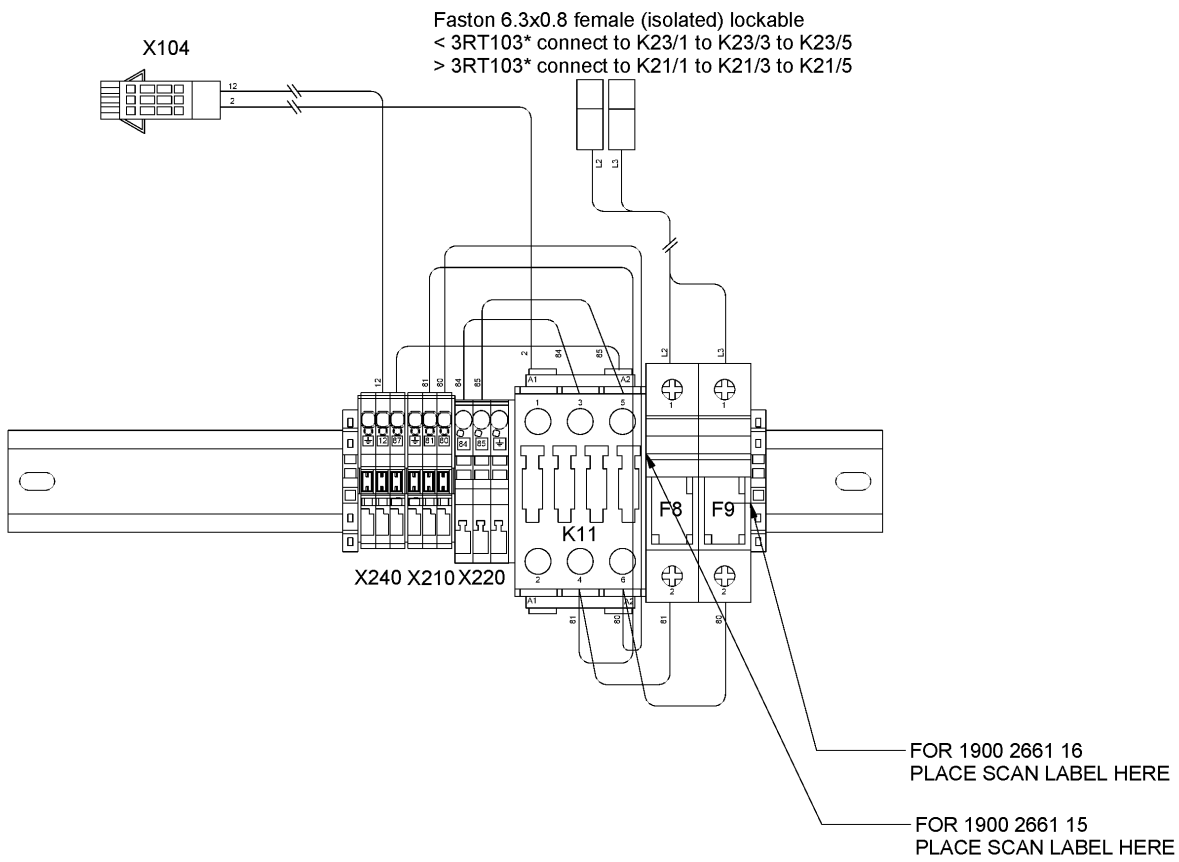
(MOVOL:230V , MOVOL:500V) + EAPPR:IEC + IDRY:ID

Ref	Part Number	Qty	Name	Validity	EL	R.
	1900 2601 04	1	DRYER RAIL	(30/07/2009 - 08/05/2012)		
	• 1089 0577 58	2	END RETAINER			
	• 1089 0506 03	1	TERMINAL		1X0:N	
	• 1089 0506 60	1	TERMINAL		1X2:N	
	• 9139 5000 16	1	RAIL			L=200mm
	• 1089 0612 28	2	FUSE 16A		F7-F8	
	• 1089 0612 01	2	FUSE HOLDER		F7-F8	
	• 1089 9415 14	1	CONTACTOR		K11	
	• 1088 0037 63	1	CONNECTOR 3-POLE COMBI		X104	
	• 1088 0015 05	1	CONNECTOR MALE		X114	
	• 1088 0015 36	4	CONNECTOR SOCKET		X114	
	• 0694 5285 12	1	ISOLATOR CAP FEMALE FASTON			
	• 0694 5285 25	1	FASTON LOCKABLE ISOLATED		L1-L2	
	• 0694 5900 10	1	FORK FASTON MALE		K11	
	• 1088 0003 24	1	CABLE LUG			
	• 1088 0031 75	1	CONNECTOR FEMALE		X113	
	• 1088 0037 22	1	CONNECTOR MALE		X113	

Legend:EAPPR:IEC - Electrical approval:IEC
MOVOL:500V - Supply voltage:500 V

IDRY:ID - Integrated dryer:ID dryer

MOVOL:230V - Supply voltage:230 V



30.46 - Dryer rail IEC - 230V/500V (28/05/2013 - ...)

(MOVOL:230V , MOVOL:500V) + EAPPR:IEC + IDRY:ID

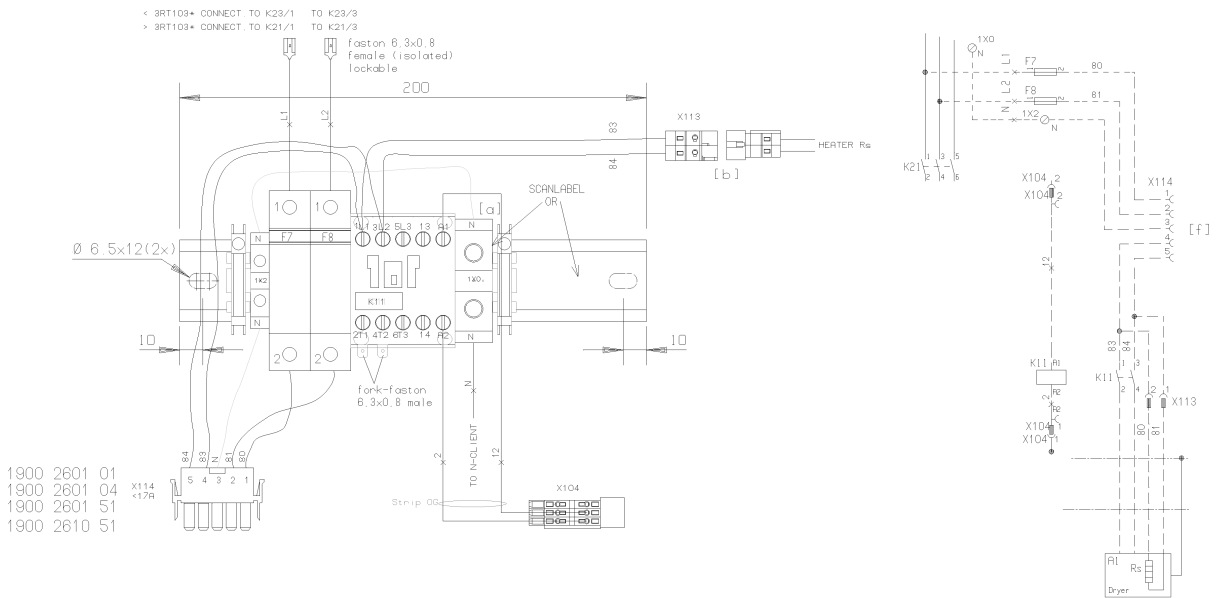
Ref	Part Number	Qty	Name	Validity	EL	R.
	1900 2661 16	1	DRYER RAIL	(28/05/2013 - ...)		
	9820 2158 00	-	SERVICE DIAGRAM			
	9820 4549 76	-	ASSEMBLY DRAWING			
	0090 1400 02	1	MOUNTING RAIL			L=210mm
	1088 0039 04	4	TERMINAL / CONNECTOR		X210 - X240	
	1088 0039 03	2	TERMINAL / CONNECTOR		X210 - X240	
	1088 0039 02	2	INTERMEDIATE - END PLATE		X210 - X240	
	1088 0037 99	2	CODING KEY			
	Electrical legend:	X210:1 X240:3				
	1089 9427 08	2	TERMINAL / CONNECTOR		X220	
	1089 9427 42	1	TERMINAL / CONNECTOR		X220	
	1089 9427 09	1	INTERMEDIATE - END PLATE		X220	
	1088 0037 63	1	CONNECTOR		X104	
	1089 0577 58	2	END RETAINER			
	1089 0612 01	2	FUSE HOLDER		F8-F9	
	1089 0612 30	2	FUSE		F8-F9	
	Substituted by:	1089 0612 04 - FUSE (quantity: 1)				
	1089 9415 26	1	CONTACTOR		K11	
	0694 5285 25	3	FASTON		L1-L2-L3	

Legend:EAPPR:IEC - Electrical approval:IEC
MOVOL:500V - Supply voltage:500 V

IDRY:ID - Integrated dryer:ID dryer

MOVOL:230V - Supply voltage:230 V

30.47 - Dryer rail IEC - 380V (30/07/2009 - 08/05/2012)
 EAPPR:IEC + IDRY:ID + MOVOL:380V



30.47 - Dryer rail IEC - 380V (30/07/2009 - 08/05/2012)

EAPPR:IEC + IDRY:ID + MOVOL:380V



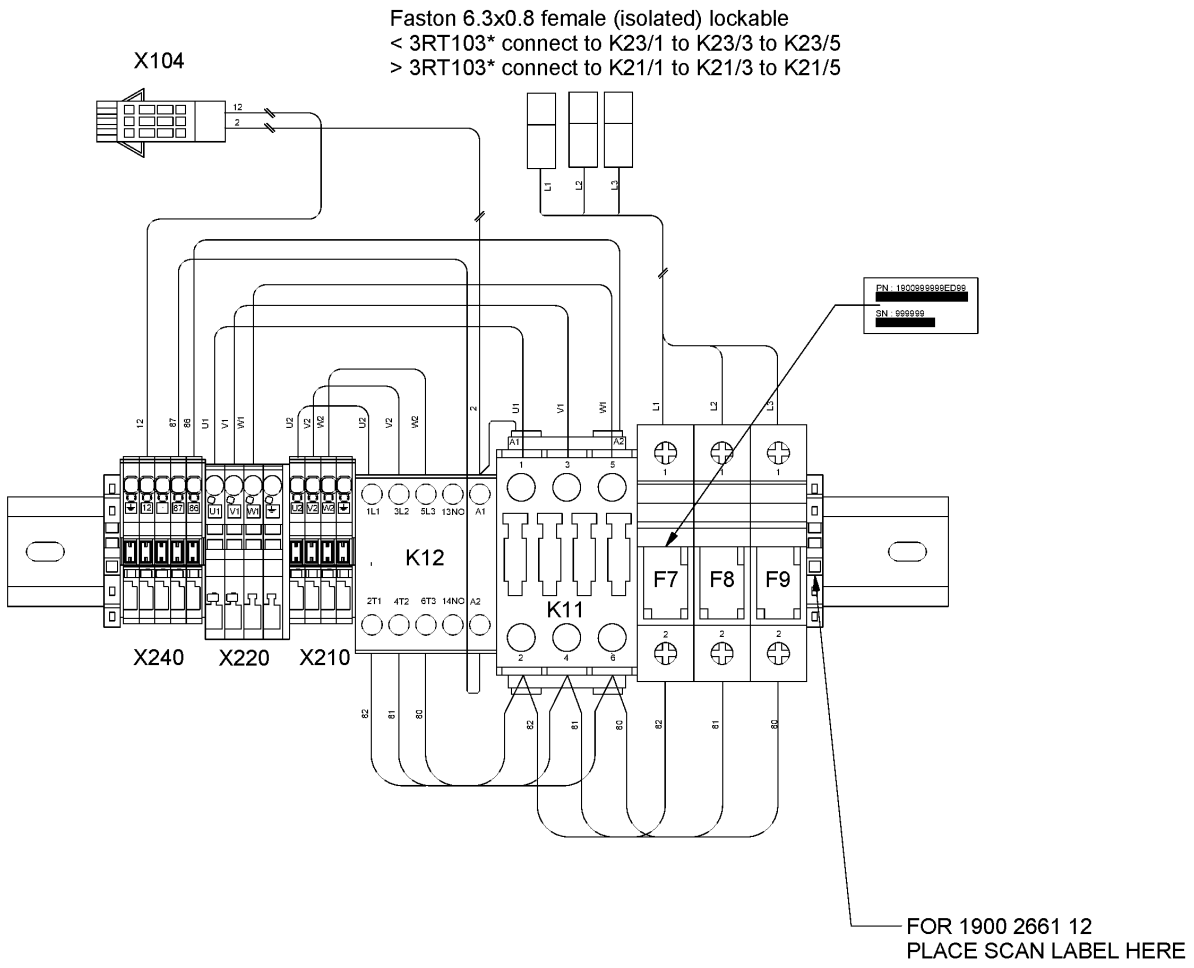
Ref	Part Number	Qty	Name	Validity	EL	R.
	1900 2601 04	1	DRYER RAIL	(30/07/2009 - 08/05/2012)		
	• 1089 0577 58	2	END RETAINER			
	• 1089 0506 03	1	TERMINAL		1X0:N	
	• 1089 0506 60	1	TERMINAL		1X2:N	
	• 9139 5000 16	1	RAIL			L=200mm
	• 1089 0612 28	2	FUSE 16A		F7-F8	
	• 1089 0612 01	2	FUSE HOLDER		F7-F8	
	• 1089 9415 14	1	CONTACTOR		K11	
	• 1088 0037 63	1	CONNECTOR 3-POLE COMBI		X104	
	• 1088 0015 05	1	CONNECTOR MALE		X114	
	• 1088 0015 36	4	CONNECTOR SOCKET		X114	
	• 0694 5285 12	1	ISOLATOR CAP FEMALE FASTON			
	• 0694 5285 25	1	FASTON LOCKABLE ISOLATED		L1-L2	
	• 0694 5900 10	1	FORK FASTON MALE		K11	
	• 1088 0003 24	1	CABLE LUG			
	• 1088 0031 75	1	CONNECTOR FEMALE		X113	
115	• 1088 0037 22	1	CONNECTOR MALE		X113	

Legend:

EAPPR:IEC - Electrical approval:IEC

IDRY:ID - Integrated dryer:ID dryer

MOVOL:380V - Supply voltage:380 V



30.48 - Dryer rail IEC - 380V (28/05/2013 - ...)

EAPPR:IEC + IDRY:ID + MOVOL:380V



Ref	Part Number	Qty	Name	Validity	EL	R.
	1900 2661 12	1	DRYER RAIL	(28/05/2013 - ...)		
	9820 2156 00	-	SERVICE DIAGRAM			
	9820 4549 74	-	ASSEMBLY DRAWING			
	0090 1400 02	1	MOUNTING RAIL			L=210mm
	1088 0039 04	10	TERMINAL / CONNECTOR			
	Electrical legend:	X210 - X220 - X240				
	1088 0039 03	3	TERMINAL / CONNECTOR			
	Electrical legend:	X210 - X220 - X240				
	1088 0039 02	3	INTERMEDIATE - END PLATE			
	Electrical legend:	X210 - X220 - X240				
	1088 0037 99	7	CODING KEY			
	Electrical legend:	X210:1-3 X220:1-2 X240:2-3-4				
	1088 0037 63	1	CONNECTOR		X104	
	1089 0577 58	2	END RETAINER			
	1089 0612 01	3	FUSE HOLDER		F7-F8-F9	
	1089 0612 61	3	FUSE		F7-F8-F9	
	1089 9415 14	1	CONTACTOR		K12	
	1089 9415 24	1	CONTACTOR		K11	
	0694 5285 25	3	FASTON		L1-L2-L3	

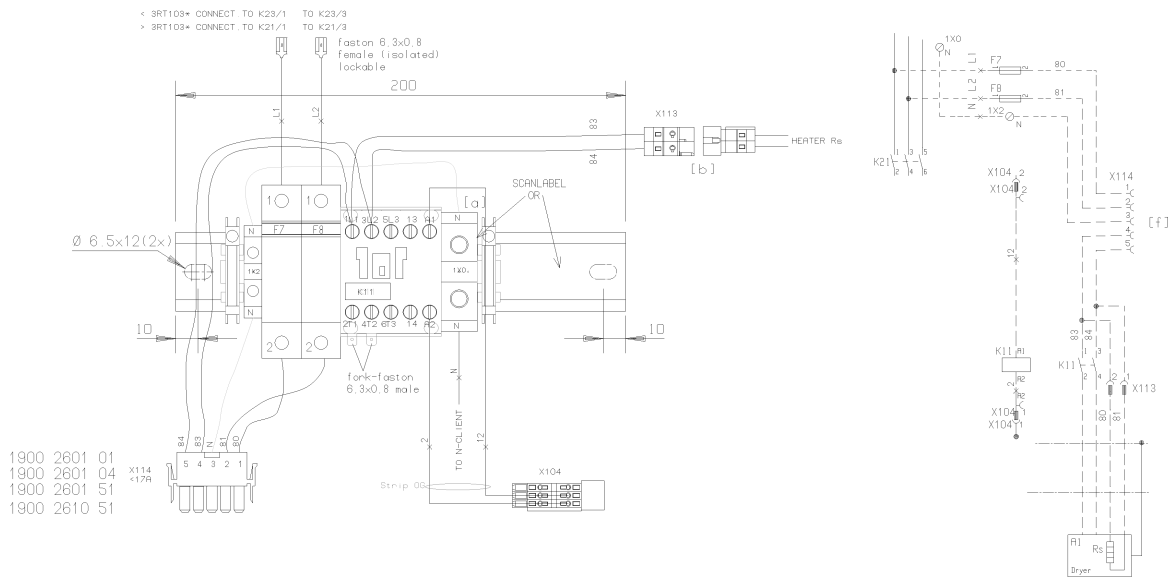
Legend:

EAPPR:IEC - Electrical approval:IEC

IDRY:ID - Integrated dryer:ID dryer

MOVOL:380V - Supply voltage:380 V

30.49 - Dryer rail UL/cUL - 230V/575V (30/07/2009 - 08/05/2012)
 (MOVOL:230V , MOVOL:575V) + EAPPR:ULCUL + IDRY:ID



30.49 - Dryer rail UL/cUL - 230V/575V (30/07/2009 - 08/05/2012)

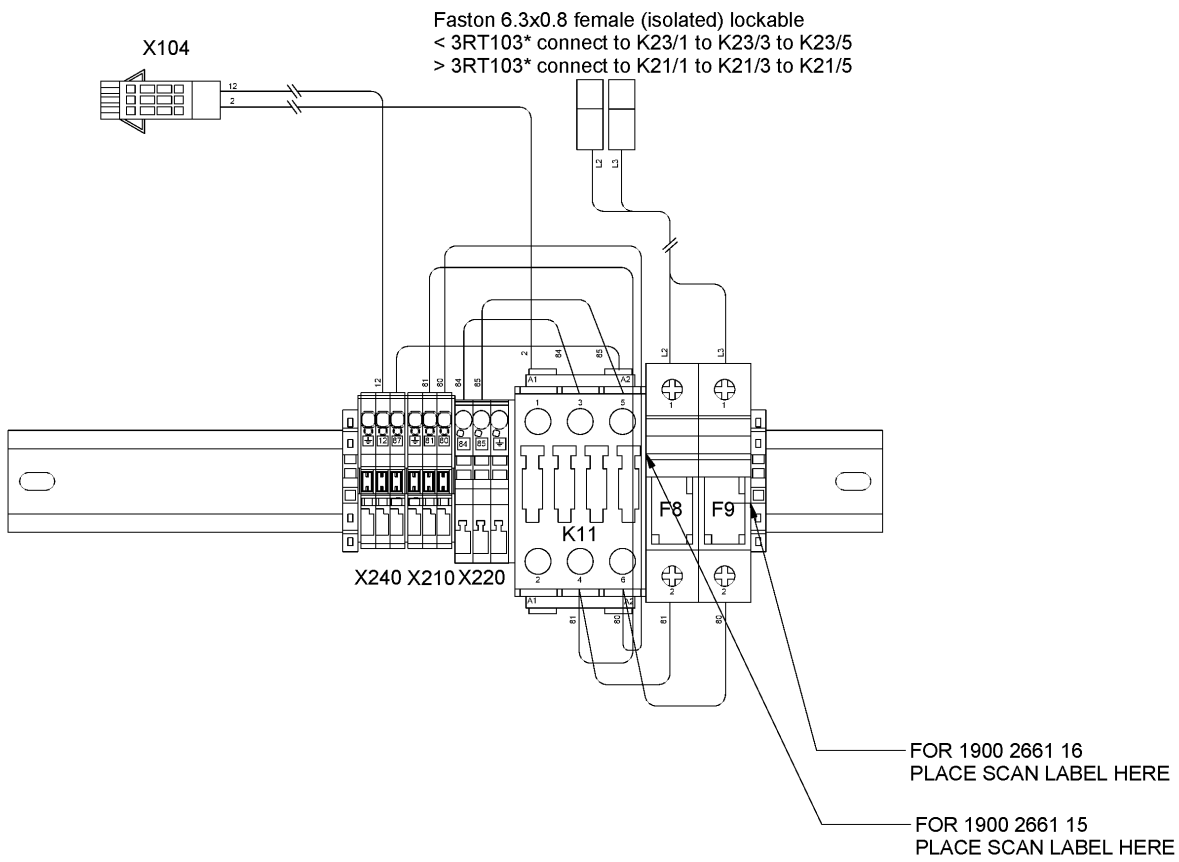
(MOVOL:230V , MOVOL:575V) + EAPPR:ULCUL + IDRY:ID

Ref	Part Number	Qty	Name	Validity	EL	R.
	1900 2610 51	1	DRYER RAIL	(30/07/2009 - 08/05/2012)		
	• 1089 0577 58	2	END RETAINER			
	• 1079 9924 71	1	LABEL FUSE VALUES		181	
	• 1089 0506 06	1	TERMINAL		1X2:N	
	• 9139 5000 16	1	RAIL			L=200mm
	• 1089 9168 62	2	FUSE LINK		F7-F8	
	• 1089 0612 02	2	FUSE HOLDER		F7-F8	
	• 1089 9415 16	1	CONTACTOR		K11	
	• 1088 0015 05	1	CONNECTOR MALE		X114	
	• 1088 0015 36	4	CONNECTOR SOCKET		X114	
	• 0694 5285 25	2	FASTON LOCKABLE ISOLATED		L1-L2	
	• 0694 5900 10	2	FORK FASTON MALE		K11	
	• 1088 0003 24	2	CABLE LUG			
	• 0694 5285 12	2	ISOLATOR CAP FEMALE FASTON			
	• 1088 0037 63	1	CONNECTOR 3-POLE COMBI		X104	
	• 9820 3547 81	1	ASSEMBLY DRAWING			
	• 1088 0037 22	1	CONNECTOR MALE		X113	
	• 1088 0031 75	1	CONNECTOR FEMALE		X113	

Legend:EAPPR:ULCUL - Electrical approval:UL/cUL
MOVOL:575V - Supply voltage:575 V

IDRY:ID - Integrated dryer:ID dryer

MOVOL:230V - Supply voltage:230 V



30.50 - Dryer rail UL/cUL - 230V/575V (28/05/2013 - ...)

(MOVOL:230V , MOVOL:575V) + EAPPR:ULCUL + IDRY:ID



Ref	Part Number	Qty	Name	Validity	EL	R.
	1900 2661 15	1	DRYER RAIL	(28/05/2013 - ...)		
	9820 2158 00	-	SERVICE DIAGRAM			
	9820 4549 76	-	ASSEMBLY DRAWING			
	0090 1400 02	1	MOUNTING RAIL			L=210mm
	1625 8881 90	1	LABEL		182	
	1088 0039 04	4	TERMINAL / CONNECTOR		X210 - X240	
	1088 0039 03	2	TERMINAL / CONNECTOR		X210 - X240	
	1088 0039 02	2	INTERMEDIATE - END PLATE		X210 - X240	
	1088 0037 99	2	CODING KEY			
	Electrical legend:	X210:1 X240:3				
	1089 9427 08	2	TERMINAL / CONNECTOR		X220	
	1089 9427 42	1	TERMINAL / CONNECTOR		X220	
	1089 9427 09	1	INTERMEDIATE - END PLATE		X220	
	1088 0037 63	1	CONNECTOR		X104	
	1089 0577 58	2	END RETAINER			
	1089 0612 02	2	FUSE HOLDER		F8-F9	
	1089 9168 62	2	FUSE LINK		F8-F9	
	1089 9415 26	1	CONTACTOR		K11	
	0694 5285 25	3	FASTON		L1-L2-L3	

Legend:EAPPR:ULCUL - Electrical approval:UL/cUL
MOVOL:575V - Supply voltage:575 V

IDRY:ID - Integrated dryer:ID dryer

MOVOL:230V - Supply voltage:230 V

30.51 - Dryer rail UL/cUL - 460V (30/07/2009 - 08/05/2012)

EAPPR:ULCUL + IDRY:ID + MOVOL:460V



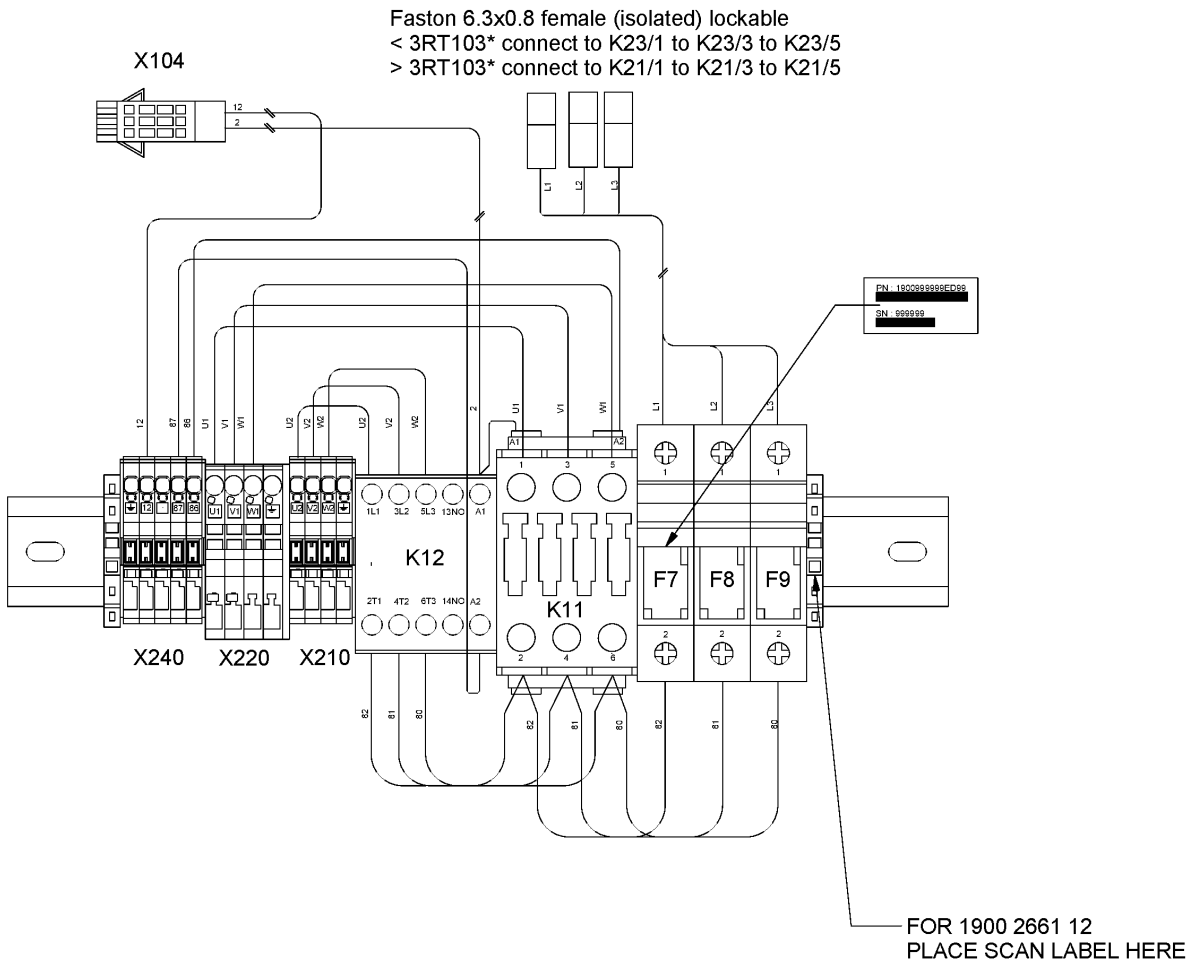
Ref	Part Number	Qty	Name	Validity	EL	R.
	1900 2610 67	1	DRYER RAIL	(30/07/2009 - 08/05/2012)		
	• 1089 0577 58	2	END RETAINER			
	• 9820 3545 80	1	ASSEMBLY DRAWING			
	• 1079 9926 19	1	FUSE LABEL 15A		181	
	• 1089 9168 62	3	FUSE LINK		F7-F8-F9	
	• 1089 0612 02	3	FUSE HOLDER		F7-F8-F9	
	• 1089 9415 14	1	CONTACTOR		K11	
	• 0694 5285 25	3	FASTON LOCKABLE ISOLATED		L1-L2-L3	
	• 0090 1400 02	1	MOUNTING RAIL			L=200mm
	• 1088 0037 63	1	CONNECTOR 3-POLE COMBI		X104	
	• 1088 0037 22	1	CONNECTOR MALE		X113	
	• 1088 0031 75	1	CONNECTOR FEMALE		X113	
	• 1088 0031 24	1	CONNECTOR FEMALE		X115	
	• 1088 0031 84	1	CONNECTOR MALE		X115	
	• 0694 5285 12	3	ISOLATOR CAP FEMALE FASTON			
	• 1088 0003 24	3	CABLE LUG			
	• 0694 5900 10	3	FORK FASTON MALE		K11	

Legend:

EAPPR:ULCUL - Electrical approval:UL/cUL

IDRY:ID - Integrated dryer:ID dryer

MOVOL:460V - Supply voltage:460 V



30.52 - Dryer rail UL/cUL - 460V (28/05/2013 - ...)

EAPPR:ULCUL + IDRY:ID + MOVOL:460V



Ref	Part Number	Qty	Name	Validity	EL	R.
	1900 2661 11	1	DRYER RAIL	(28/05/2013 - ...)		
	9820 2156 00	-	SERVICE DIAGRAM			
	9820 4549 74	-	ASSEMBLY DRAWING			
	0090 1400 02	1	MOUNTING RAIL			L=210mm
	1079 9930 88	1	LABEL		182	
	1088 0039 04	10	TERMINAL / CONNECTOR			
	Electrical legend:	X210 - X220 - X240				
	1088 0039 03	3	TERMINAL / CONNECTOR			
	Electrical legend:	X210 - X220 - X240				
	1088 0039 02	3	INTERMEDIATE - END PLATE			
	Electrical legend:	X210 - X220 - X240				
	1088 0037 99	7	CODING KEY			
	Electrical legend:	X210:1-3 X220:1-2 X240:2-3-4				
	1088 0037 63	1	CONNECTOR		X104	
	1089 0577 58	2	END RETAINER			
	1089 0612 02	3	FUSE HOLDER		F7-F8-F9	
	1089 9168 56	3	FUSE LINK		F7-F8-F9	
	1089 9415 14	1	CONTACTOR		K12	
	1089 9415 25	1	CONTACTOR		K11	
	0694 5285 25	3	FASTON		L1-L2-L3	

Legend:

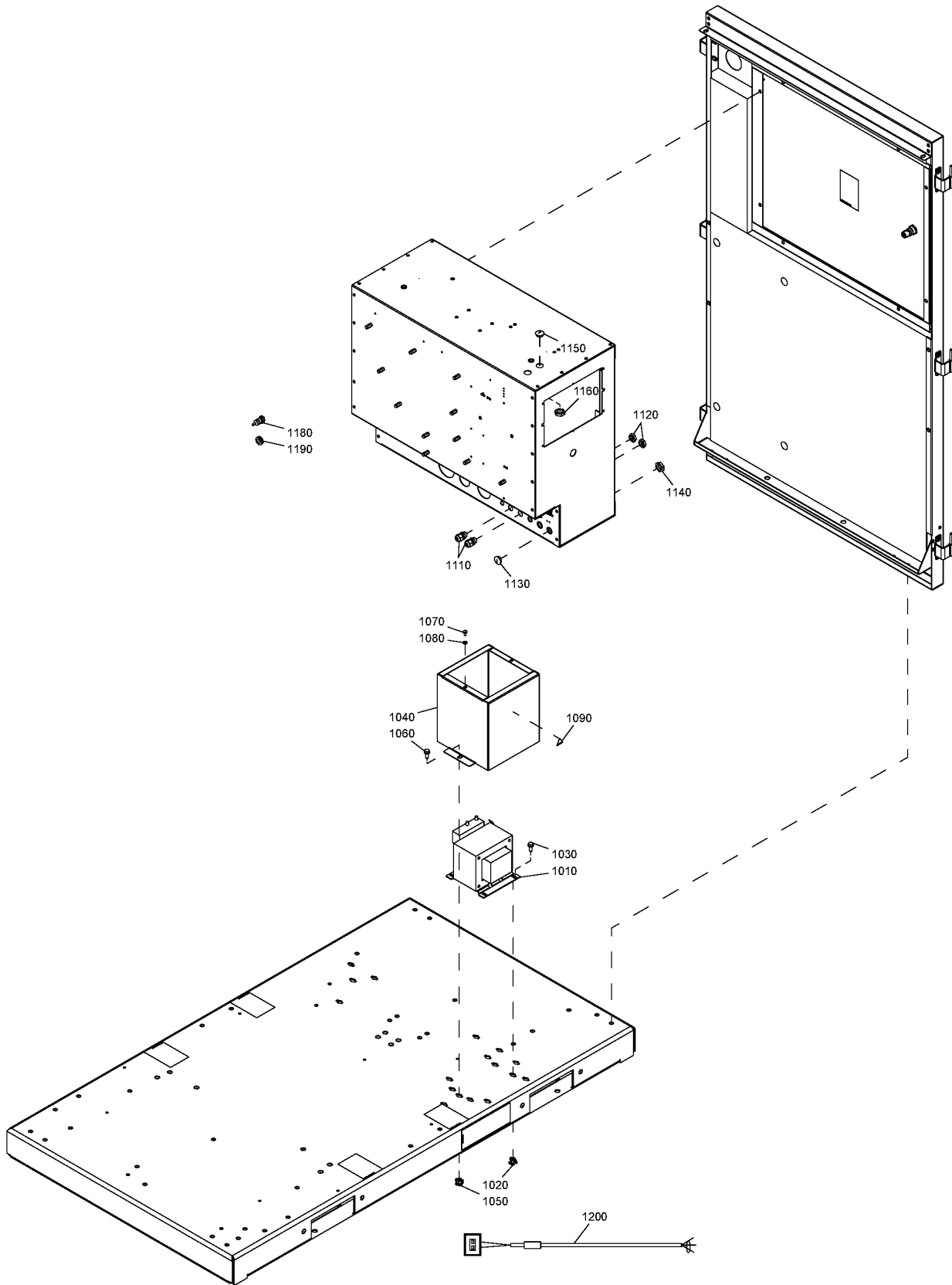
EAPPR:ULCUL - Electrical approval:UL/cUL

IDRY:ID - Integrated dryer:ID dryer

MOVOL:460V - Supply voltage:460 V

30.53 - Transfo ID 500V/575V

(EAPPR:IEC + FREQ:50HZ + MOVOL:500V , EAPPR:ULCUL + FREQ:60HZ + MOVOL:575V) + IDRY:ID



30.53 - Transfo ID 500V/575V

(EAPPR:IEC + FREQ:50HZ + MOVOL:500V , EAPPR:ULCUL + FREQ:60HZ + MOVOL:575V) + IDRY:ID

Ref	Part Number	Qty	Name	Validity
1010	1900 2602 28	1	TRANSFORMER	(30/07/2009 - ...)
	• 0697 9809 21	2	LOCK NUT	
	• 0698 5140 72	2	CABLE GLAND	
	• 1622 6838 00	1	PLATE	
1020	0298 1000 43	4	BLIND RIVET NUT	(30/07/2009 - ...)
1030	0147 1963 08	4	SCREW	(30/07/2009 - ...)
1040	1622 6815 00	1	COVER	(30/07/2009 - ...)
1050	0298 1000 43	2	BLIND RIVET NUT	(30/07/2009 - ...)
1060	0147 1963 08	2	SCREW	(30/07/2009 - ...)
1070	0147 1243 03	2	HEXAGON BOLT	(30/07/2009 - ...)
1080	0301 2321 00	2	PLAIN WASHER	(30/07/2009 - ...)
1090	1088 1001 01	1	WARNING MARK	(30/07/2009 - ...)
1110	0698 5140 71	2	CABLE GLAND	(30/07/2009 - ...)
1120	0697 9809 20	2	LOCK NUT	(30/07/2009 - ...)
1130	0697 9810 26	1	PLUG	(30/07/2009 - ...) EAPPR:IEC + FREQ:50HZ + MOVOL:500V
1130	0697 9810 35	1	END PLUG	(30/07/2009 - ...) EAPPR:ULCUL + FREQ:60HZ + MOVOL:575V
1140	0697 9809 21	1	LOCK NUT	(30/07/2009 - ...) EAPPR:IEC + FREQ:50HZ + MOVOL:500V
1140	0697 9809 14	1	LOCK NUT	(30/07/2009 - ...) EAPPR:ULCUL + FREQ:60HZ + MOVOL:575V
1150	0697 9810 26	1	PLUG	(30/07/2009 - ...) EAPPR:IEC + FREQ:50HZ + MOVOL:500V
1150	0697 9810 35	1	END PLUG	(30/07/2009 - ...) EAPPR:ULCUL + FREQ:60HZ + MOVOL:575V
1160	0697 9809 21	1	LOCK NUT	(30/07/2009 - ...) EAPPR:IEC + FREQ:50HZ + MOVOL:500V
1160	0697 9809 14	1	LOCK NUT	(30/07/2009 - ...) EAPPR:ULCUL + FREQ:60HZ + MOVOL:575V
1180	1089 0574 12	1	TEMP.SENSOR	(30/07/2009 - ...)
1190	0989 4220 15	1	GROMMET	(30/07/2009 - ...)
1200	1622 0663 08	1	CABLE TEMP.SENSOR	(30/07/2009 - ...)

Legend:

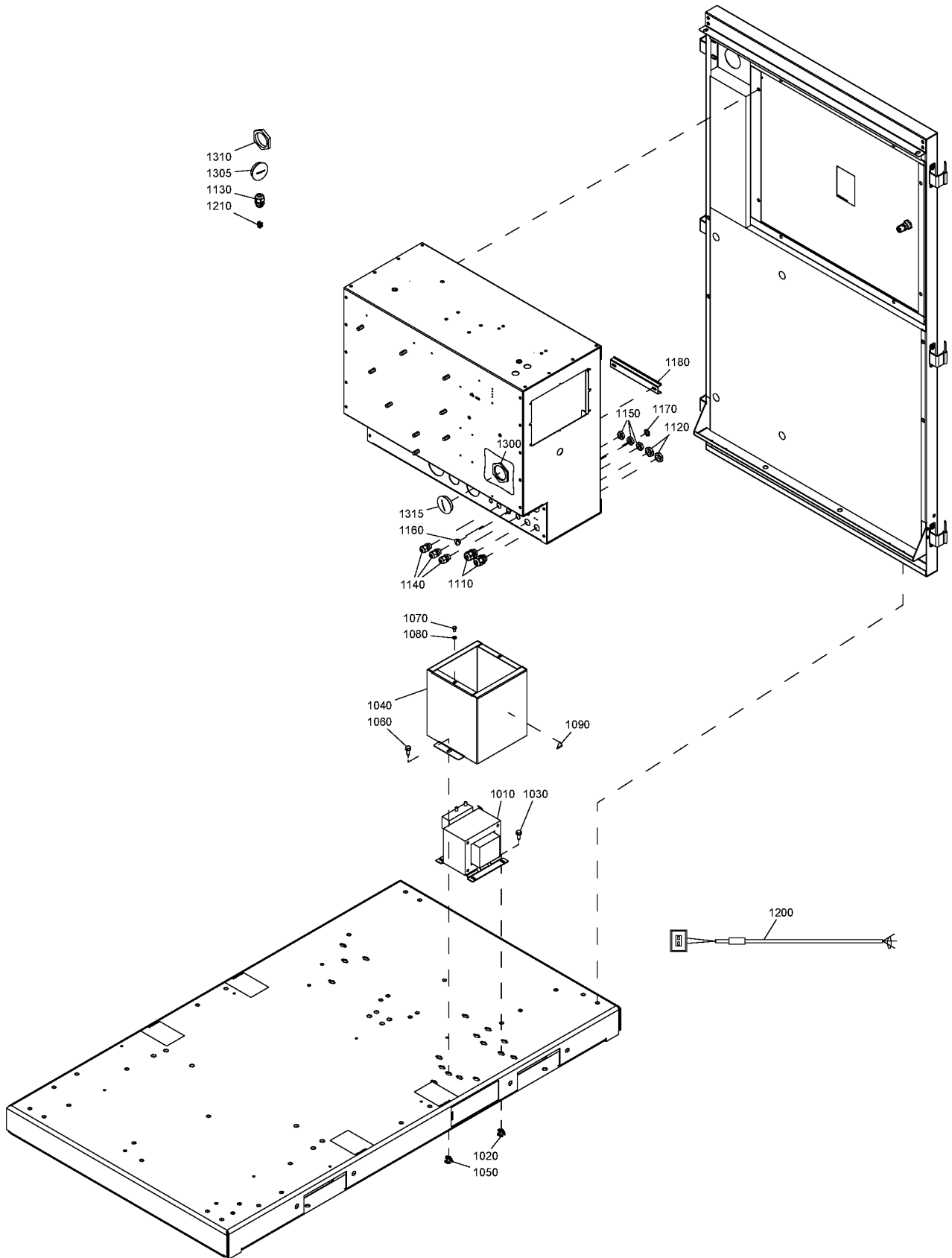
EAPPR:IEC - Electrical approval:IEC
 FREQ:60HZ - Frequency:60 Hz
 MOVOL:575V - Supply voltage:575 V

EAPPR:ULCUL - Electrical approval:UL/cUL
 IDRY:ID - Integrated dryer:ID dryer

FREQ:50HZ - Frequency:50 Hz
 MOVOL:500V - Supply voltage:500 V

30.54 - Transfo IMD

((((MOVOL:230V , MOVOL:380V) + EAPPR:IEC , (MOVOL:230V , MOVOL:575V) + EAPPR:ULCUL) + FREQ:60HZ , EAPPR:IEC + FREQ:50HZ + MOVOL:500V) + IDRY:IMD



30.54 - Transfo IMD

((MOVOL:230V , MOVOL:380V) + EAPPR:IEC , (MOVOL:230V , MOVOL:575V) + EAPPR:ULCUL) + FREQ:60HZ , EAPPR:IEC + FREQ:50HZ + MOVOL:500V) + IDRY:IMD

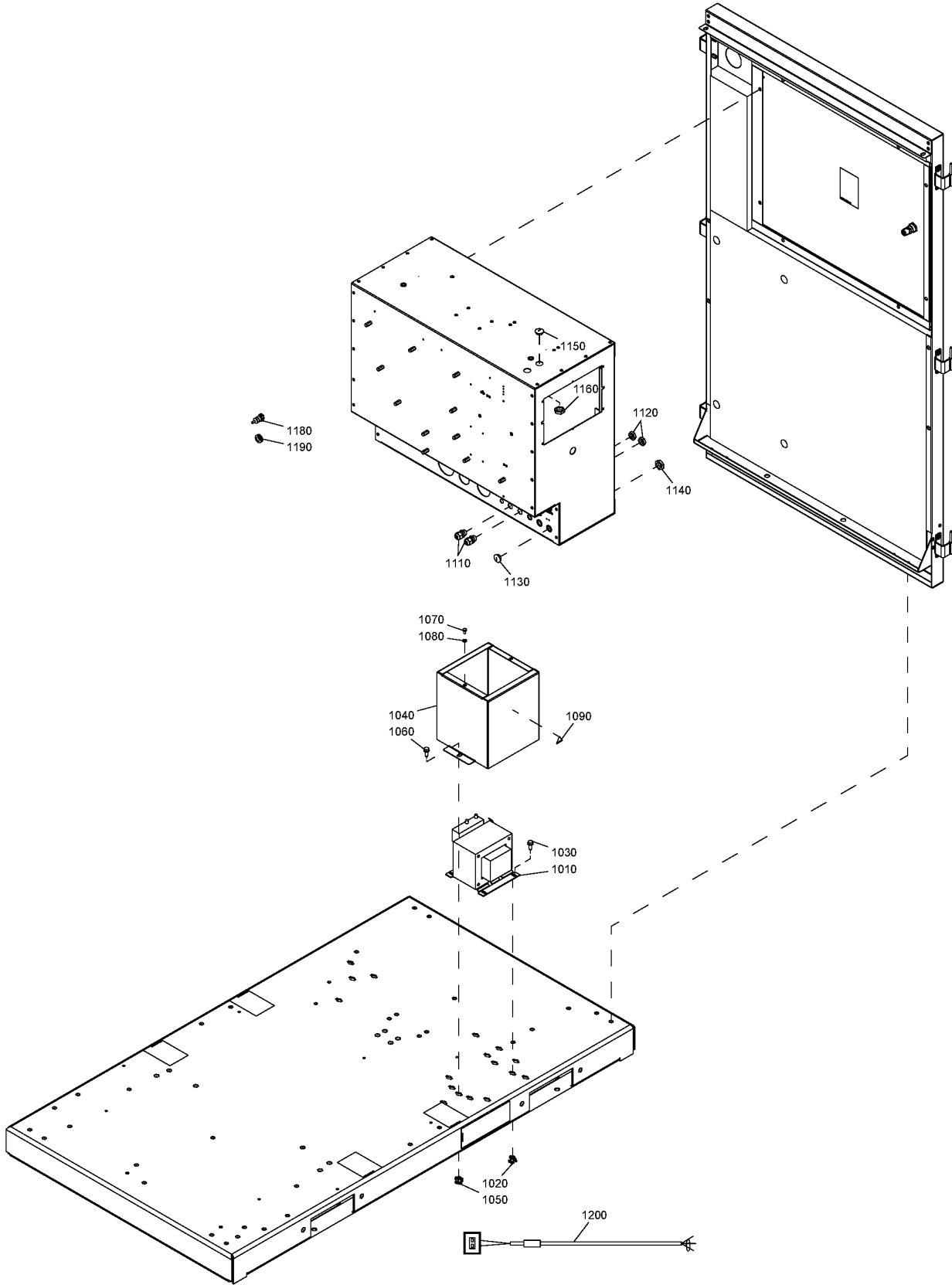
Ref	Part Number	Qty	Name	Validity
1010	1900 2602 30	1	TRANSFO	(30/07/2009 - ...)
	• 0697 9809 21	2	LOCK NUT	
	• 0698 5140 72	2	CABLE GLAND	
	• 1622 6838 00	1	PLATE	
1020	0298 1000 43	4	BLIND RIVET NUT	(30/07/2009 - ...)
1030	0147 1963 08	4	SCREW	(30/07/2009 - ...)
1040	1622 6815 00	1	COVER	(30/07/2009 - ...)
1050	0298 1000 43	2	BLIND RIVET NUT	(30/07/2009 - ...)
1060	0147 1963 08	2	SCREW	(30/07/2009 - ...)
1070	0147 1243 03	2	HEXAGON BOLT	(30/07/2009 - ...)
1080	0301 2321 00	2	PLAIN WASHER	(30/07/2009 - ...)
1090	1088 1001 01	1	WARNING MARK	(30/07/2009 - ...)
1110	0698 5140 72	2	CABLE GLAND	(30/07/2009 - ...)
1120	0697 9809 21	2	LOCK NUT	(30/07/2009 - ...)
1130	0698 5148 14	1	MULTI SEALING	(30/07/2009 - 09/01/2013)
	↻ Substituted by:	0698 5140 72 - CABLE GLAND M20X1.5 PVC (quantity: 1)		
1140	0698 5140 71	3	CABLE GLAND	(30/07/2009 - ...)
1150	0697 9809 20	3	LOCK NUT	(30/07/2009 - ...)
1160	0697 9810 18	1	PLUG	(17/02/2011 - ...) (MOVOL:230V , MOVOL:575V) + EAPPR:ULCUL + FREQ:60HZ
1160	0697 9810 25	1	PLUG	(30/07/2009 - ...) ((MOVOL:230V , MOVOL:380V) + FREQ:60HZ , FREQ:50HZ + MOVOL:500V) + EAPPR:IEC
1160	0697 9810 34	1	PLUG	(30/07/2009 - 16/02/2011) (MOVOL:230V , MOVOL:575V) + EAPPR:ULCUL + FREQ:60HZ
	↻ Substituted by:	0697 9810 18 - PLUG M16 METAL (quantity: 1)		
1170	0697 9809 13	1	LOCK NUT	(30/07/2009 - ...) (MOVOL:230V , MOVOL:575V) + EAPPR:ULCUL + FREQ:60HZ
1170	0697 9809 20	1	LOCK NUT	(30/07/2009 - ...) ((MOVOL:230V , MOVOL:380V) + FREQ:60HZ , FREQ:50HZ + MOVOL:500V) + EAPPR:IEC
1180	1622 0665 09	1	RAIL	(30/07/2009 - ...)
1200	1622 0663 08	2	CABLE TEMP.SENSOR	(30/07/2009 - ...)
1210	0694 5900 05	1	TAB	(15/04/2013 - ...)
1300	0697 9809 05	1	LOCK NUT	(31/03/2014 - ...) (MOVOL:230V , MOVOL:575V) + EAPPR:ULCUL + FREQ:60HZ
1305	0697 9810 30	1	PLUG	(31/03/2014 - ...) ((MOVOL:230V , MOVOL:380V) + FREQ:60HZ , FREQ:50HZ + MOVOL:500V) + EAPPR:IEC
1310	0697 9809 25	1	NUT	(31/03/2014 - ...) ((MOVOL:230V , MOVOL:380V) + FREQ:60HZ , FREQ:50HZ + MOVOL:500V) + EAPPR:IEC
1315	0697 9810 23	1	PLUG	(31/03/2014 - ...) (MOVOL:230V , MOVOL:575V) + EAPPR:ULCUL + FREQ:60HZ

Legend:

EAPPR:IEC - Electrical approval:IEC
 FREQ:60HZ - Frequency:60 Hz
 MOVOL:380V - Supply voltage:380 V

EAPPR:ULCUL - Electrical approval:UL/cUL
 IDRY:IMD - Integrated dryer:IMD dryer
 MOVOL:500V - Supply voltage:500 V

FREQ:50HZ - Frequency:50 Hz
 MOVOL:230V - Supply voltage:230 V
 MOVOL:575V - Supply voltage:575 V



30.55 - Transfo ID 380V (30/07/2009 - 08/05/2012)

EAPPR:IEC + FREQ:60HZ + IDRY:ID + MOVOL:380V

Ref	Part Number	Qty	Name	Validity
1010	1900 2602 28	1	TRANSFORMER	(30/07/2009 - 08/05/2012)
	• 0697 9809 21	2	LOCK NUT	
	• 0698 5140 72	2	CABLE GLAND	
	• 1622 6838 00	1	PLATE	
1020	0298 1000 43	4	BLIND RIVET NUT	(30/07/2009 - 08/05/2012)
1030	0147 1963 08	4	SCREW	(30/07/2009 - 08/05/2012)
1040	1622 6815 00	1	COVER	(30/07/2009 - 08/05/2012)
1050	0298 1000 43	2	BLIND RIVET NUT	(30/07/2009 - 08/05/2012)
1060	0147 1963 08	2	SCREW	(30/07/2009 - 08/05/2012)
1070	0147 1243 03	2	HEXAGON BOLT	(30/07/2009 - 08/05/2012)
1080	0301 2321 00	2	PLAIN WASHER	(30/07/2009 - 08/05/2012)
1090	1088 1001 01	1	WARNING MARK	(30/07/2009 - 08/05/2012)
1110	0698 5140 71	2	CABLE GLAND	(30/07/2009 - 08/05/2012)
1120	0697 9809 20	2	LOCK NUT	(30/07/2009 - 08/05/2012)
1130	0697 9810 26	1	PLUG	(30/07/2009 - 08/05/2012)
1140	0697 9809 21	1	LOCK NUT	(30/07/2009 - 08/05/2012)
1150	0697 9810 26	1	PLUG	(30/07/2009 - 08/05/2012)
1160	0697 9809 21	1	LOCK NUT	(30/07/2009 - 08/05/2012)
1180	1089 0574 12	1	TEMP.SENSOR	(30/07/2009 - 08/05/2012)
1190	0989 4220 15	1	GROMMET	(30/07/2009 - 08/05/2012)
1200	1622 0663 08	1	CABLE TEMP.SENSOR	(30/07/2009 - 08/05/2012)

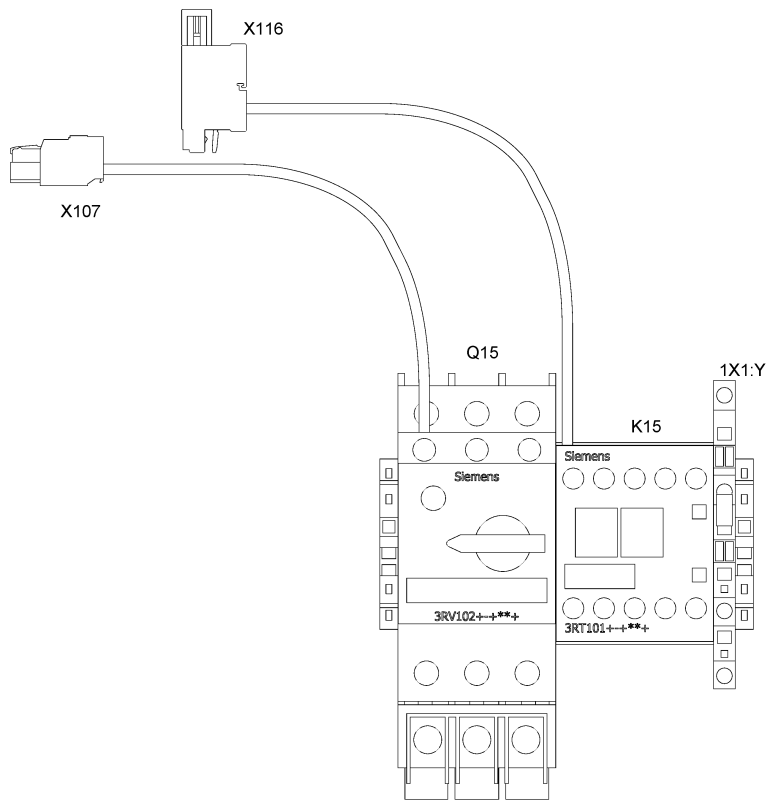
Legend:EAPPR:IEC - Electrical approval:IEC
MOVOL:380V - Supply voltage:380 V

FREQ:60HZ - Frequency:60 Hz

IDRY:ID - Integrated dryer:ID dryer

30.56 - Fan module 230V ZT30/37 - 575V ZT30/37 HAT - 575V ZT45

((EAPPR:IEC + FREQ:50HZ , FREQ:60HZ) + HAT:N + MOVOL:230V , EAPPR:ULCUL + FREQ:60HZ + HAT:Y + MOVOL:575V) + (MODEL:ZT30_08 , MODEL:ZT37_08) , EAPPR:ULCUL + FREQ:60HZ + HAT:N + MODEL:ZT45_08 + MOVOL:575V



30.56 - Fan module 230V ZT30/37 - 575V ZT30/37 HAT - 575V ZT45

((EAPPR:IEC + FREQ:50HZ , FREQ:60HZ) + HAT:N + MOVOL:230V , EAPPR:ULCUL + FREQ:60HZ + HAT:Y + MOVOL:575V) + (MODEL:ZT30_08 , MODEL:ZT37_08) , EAPPR:ULCUL + FREQ:60HZ + HAT:N + MODEL:ZT45_08 + MOVOL:575V



Ref	Part Number	Qty	Name	Validity	EL
	0694 5285 25	3	CABLE LUG		fan
	1088 0031 82	1	CONNECTOR MALE		X107
	1089 9416 01	1	CONTACT BLOCK		Q15
	1089 9416 67	1	CIRCUIT BREAKER		Q15
	1089 9416 75	1	CONNECTION BLOCK		Q15
	1089 9427 48	1	END PLATE		1X1:Y
	1089 9427 49	1	TERMINAL		1X1:Y

Legend:

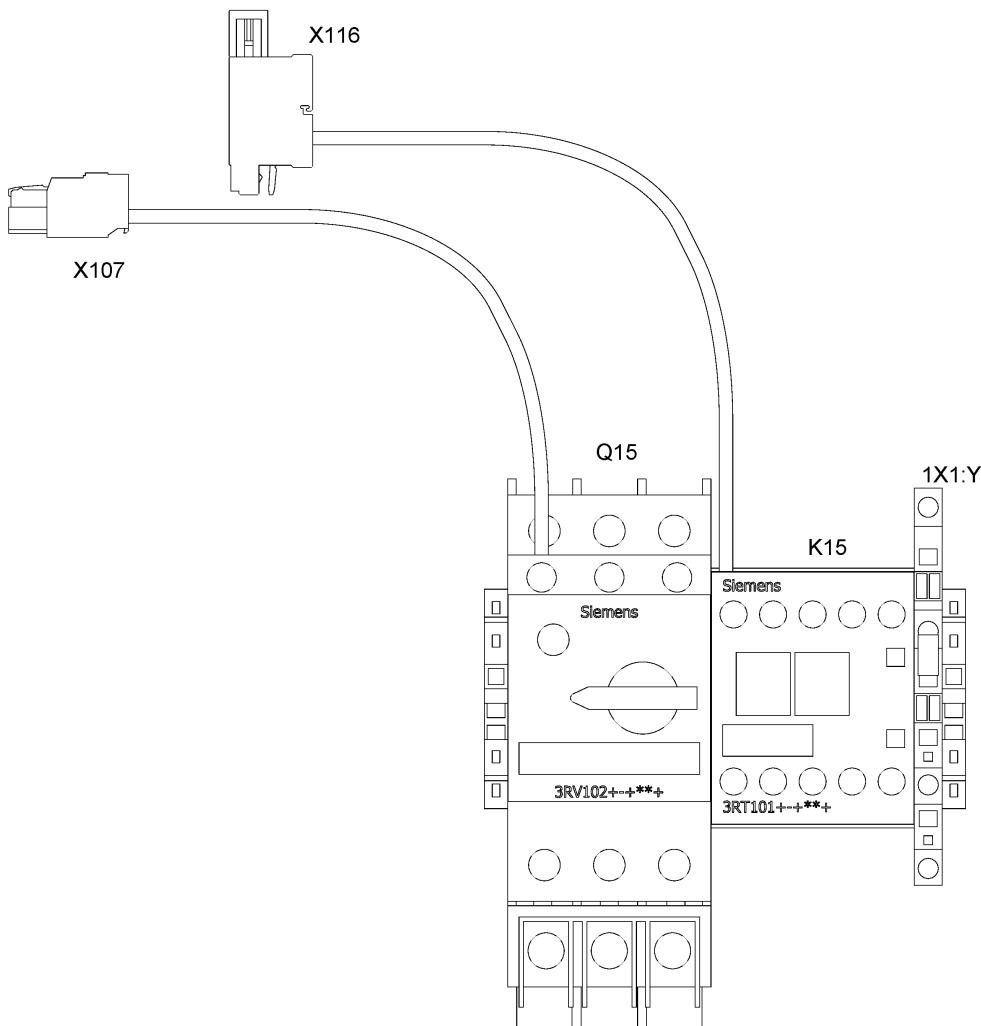
EAPPR:IEC - Electrical approval:IEC
 FREQ:60HZ - Frequency:60 Hz
 MODEL:ZT30_08 - Model:ZT 30
 MOVOL:230V - Supply voltage:230 V

EAPPR:ULCUL - Electrical approval:UL/cUL
 HAT:N - High ambient temperature version:reduced ambient condition (Increased FAD) - max 46° / 115°F
 MODEL:ZT37_08 - Model:ZT 37
 MOVOL:575V - Supply voltage:575 V

FREQ:50HZ - Frequency:50 Hz
 HAT:Y - High ambient temperature version:High ambient condition
 MODEL:ZT45_08 - Model:ZT 45

30.57 - Fan module 230V 60Hz IEC/400V/500V/575V ZT45 HAT - 380V/460V ZT30/37/45 HAT - 380V/460V ZT45

((MOVOL:400V , MOVOL:500V) + FREQ:50HZ , FREQ:60HZ + MOVOL:230V) + EAPPR:IEC , EAPPR:ULCUL + FREQ:60HZ + MOVOL:575V) + HAT:Y + MODEL:ZT45_08 , ((MODEL:ZT30_08 , MODEL:ZT37_08 , MODEL:ZT45_08) + HAT:Y , HAT:N + MODEL:ZT45_08) + (EAPPR:IEC + MOVOL:380V , MOVOL:460V) + FREQ:60HZ



30.57 - Fan module 230V 60Hz IEC/400V/500V/575V ZT45 HAT - 380V/460V ZT30/37/45 HAT - 380V/460V ZT45

((MOVOL:400V , MOVOL:500V) + FREQ:50HZ , FREQ:60HZ + MOVOL:230V) + EAPPR:IEC , EAPPR:ULCUL + FREQ:60HZ + MOVOL:575V) + HAT:Y + MODEL:ZT45_08 , ((MODEL:ZT30_08 , MODEL:ZT37_08 , MODEL:ZT45_08) + HAT:Y , HAT:N + MODEL:ZT45_08) + (EAPPR:IEC + MOVOL:380V , MOVOL:460V) + FREQ:60HZ

Ref	Part Number	Qty	Name	Validity	EL
	0694 5285 25	3	CABLE LUG		
	1088 0031 82	1	CONNECTOR MALE		X107
	1089 9406 01	1	CONTACT BLOCK		Q15
	1089 9416 68	1	CIRCUIT BREAKER		Q15
	1089 9416 75	1	CONNECTION BLOCK		Q15
	1089 9427 48	1	END PLATE		1X1:Y
	1089 9427 49	1	TERMINAL		1X1:Y

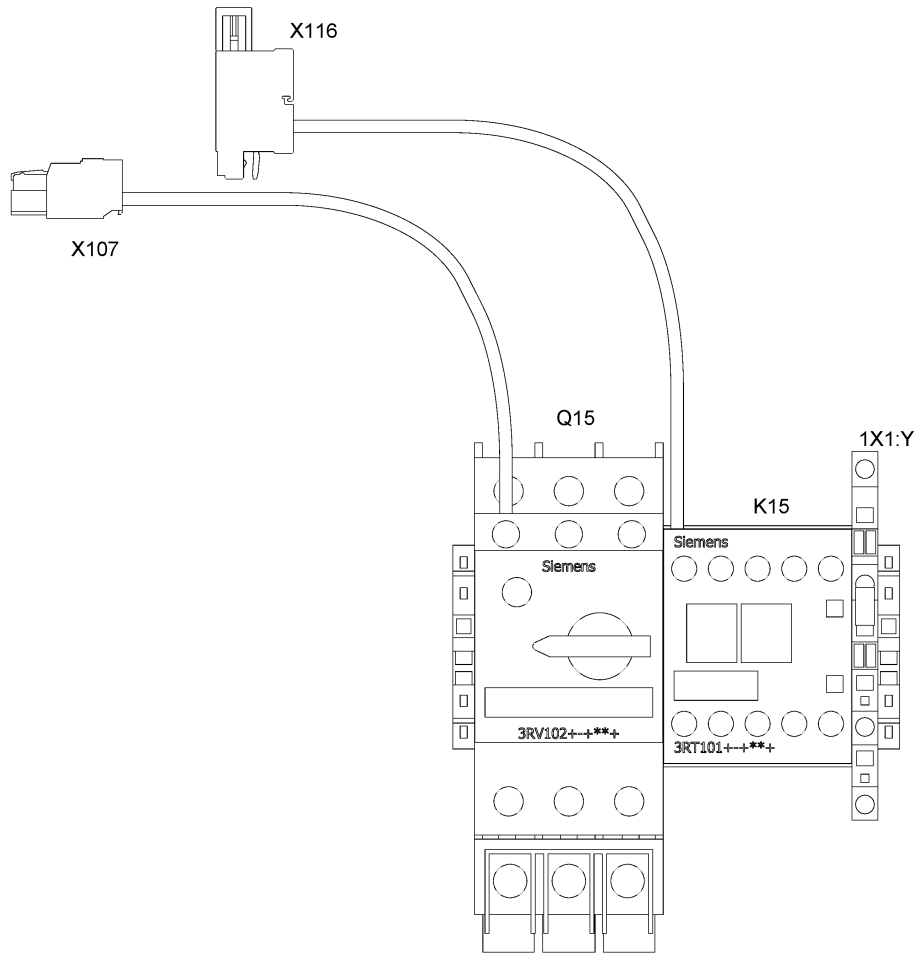
Legend:

EAPPR:IEC - Electrical approval:IEC
 FREQ:60HZ - Frequency:60 Hz
 MODEL:ZT30_08 - Model:ZT 30
 MOVOL:230V - Supply voltage:230 V
 MOVOL:460V - Supply voltage:460 V

EAPPR:ULCUL - Electrical approval:UL/cUL
 HAT:N - High ambient temperature version:reduced ambient condition (Increased FAD) - max 46° / 115°F
 MODEL:ZT37_08 - Model:ZT 37
 MOVOL:380V - Supply voltage:380 V
 MOVOL:500V - Supply voltage:500 V

FREQ:50HZ - Frequency:50 Hz
 HAT:Y - High ambient temperature version:High ambient condition
 MODEL:ZT45_08 - Model:ZT 45
 MOVOL:400V - Supply voltage:400 V
 MOVOL:575V - Supply voltage:575 V

30.58 - Fan module 230V 60Hz ZT30/37 HAT - 230V 60Hz ZT45
((MODEL:ZT30_08 , MODEL:ZT37_08) + HAT:Y , HAT:N + MODEL:ZT45_08) + FREQ:60HZ + MOVOL:230V



30.58 - Fan module 230V 60Hz ZT30/37 HAT - 230V 60Hz ZT45

((MODEL:ZT30_08 , MODEL:ZT37_08) + HAT:Y , HAT:N + MODEL:ZT45_08) + FREQ:60HZ + MOVOL:230V

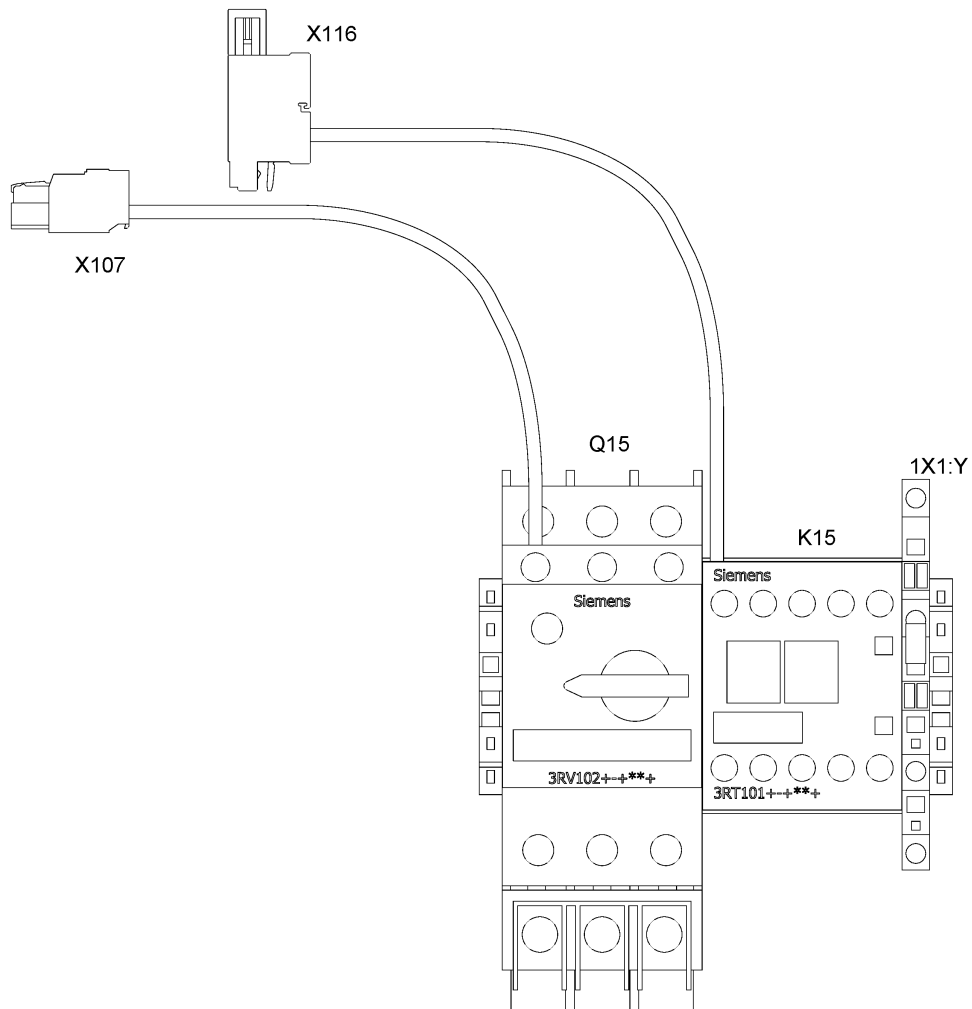
Ref	Part Number	Qty	Name	Validity	EL
	0694 5285 25	3	CABLE LUG		
	1088 0031 82	1	CONNECTOR		X107
	1089 9416 01	1	CONTACT BLOCK		Q15
	1089 9416 70	1	CIRCUIT BREAKER		Q15
	1089 9427 48	1	END PLATE		1X1:Y
	1089 9427 49	1	TERMINAL		1X1:Y
	1089 9416 75	1	CONNECTION BLOCK		Q15

Legend:

FREQ:60HZ - Frequency:60 Hz
MODEL:ZT30_08 - Model:ZT 30
MOVOL:230V - Supply voltage:230 V

HAT:N - High ambient temperature version:reduced ambient
condition (Increased FAD) - max 46° / 115°F
MODEL:ZT37_08 - Model:ZT 37

HAT:Y - High ambient temperature version:High ambient condition
MODEL:ZT45_08 - Model:ZT 45



30.59 - Fan module 230V 50Hz IEC / 60Hz UL/cUL ZT45 HAT

(EAPPR:IEC + FREQ:50HZ , EAPPR:ULCUL + FREQ:60HZ) + HAT:Y + MODEL:ZT45_08 + MOVOL:230V

Ref	Part Number	Qty	Name	Validity	EL
	0694 5285 25	3	CABLE LUG		
	1088 0031 82	1	CONNECTOR MALE		X107
	1089 9416 01	1	CONTACT BLOCK		Q15
	1089 9416 71	1	CIRCUIT BREAKER		Q15
	1089 9427 48	1	END PLATE		1X1:Y
	1089 9427 49	1	TERMINAL		1X1:Y
	1089 9416 75	1	CONNECTION BLOCK		Q15

Legend:

EAPPR:IEC - Electrical approval:IEC
FREQ:60HZ - Frequency:60 Hz
MOVOL:230V - Supply voltage:230 V

EAPPR:ULCUL - Electrical approval:UL/cUL
HAT:Y - High ambient temperature version:High ambient condition

FREQ:50HZ - Frequency:50 Hz
MODEL:ZT45_08 - Model:ZT 45

30.60 - Fan module 230V 50Hz IEC ZT30/37 HAT - 230V 50Hz IEC ZT45

((MODEL:ZT30_08 , MODEL:ZT37_08) + HAT:Y , HAT:N + MODEL:ZT45_08) + EAPPR:IEC + FREQ:50HZ + MOVOL:230V



Ref	Part Number	Qty	Name	Validity	EL
	0694 5285 25	3	CABLE LUG		
	1088 0031 82	1	CONNECTOR MALE		X107
	1089 9416 01	1	CONTACT BLOCK		Q15
	1089 9416 29	1	CIRCUIT BREAKER		Q15
	1089 9427 48	1	END PALTE		1X1:Y
	1089 9427 49	1	TERMINAL		1X1:Y

Legend:

EAPPR:IEC - Electrical approval:IEC

FREQ:50HZ - Frequency:50 Hz

HAT:N - High ambient temperature version:reduced ambient

HAT:Y - High ambient temperature version:High ambient condition

MODEL:ZT30_08 - Model:ZT 30

condition (Increased FAD) - max 46° / 115°F

MODEL:ZT45_08 - Model:ZT 45

MOVOL:230V - Supply voltage:230 V

MODEL:ZT37_08 - Model:ZT 37

30.61 - Fan module 380V/400V/460V/575V ZT30/37

((((MOVOL:380V , MOVOL:460V) + EAPPR:IEC , (MOVOL:460V , MOVOL:575V) + EAPPR:ULCUL) + FREQ:60HZ , EAPPR:IEC + FREQ:50HZ + MOVOL:500V) + (MODEL:ZT30_08 , MODEL:ZT37_08) + HAT:N

30.61 - Fan module 380V/400V/460V/575V ZT30/37

((MOVOL:380V , MOVOL:460V) + EAPPR:IEC , (MOVOL:460V , MOVOL:575V) + EAPPR:ULCUL) + FREQ:60HZ , EAPPR:IEC + FREQ:50HZ + MOVOL:500V) + (MODEL:ZT30_08 , MODEL:ZT37_08) + HAT:N



Ref	Part Number	Qty	Name	Validity	EL
	0694 5285 25	3	CABLE LUG		K22
	1088 0031 82	1	CONNECTOR MALE		X107
	1089 9416 01	1	CONTACT BLOCK		Q15
	1089 9416 64	1	CIRCUIT BREAKER		Q15
	1089 9416 75	1	CONNECTION BLOCK		Q15
	1089 9427 48	1	END PLATE		1X1:Y
	1089 9427 49	1	TERMINAL		1X1:Y

Legend:

EAPPR:IEC - Electrical approval:IEC
FREQ:60HZ - Frequency:60 Hz
MODEL:ZT37_08 - Model:ZT 37
MOVOL:500V - Supply voltage:500 V

EAPPR:ULCUL - Electrical approval:UL/cUL
HAT:N - High ambient temperature version:reduced ambient
condition (Increased FAD) - max 46° / 115°F
MOVOL:380V - Supply voltage:380 V
MOVOL:575V - Supply voltage:575 V

FREQ:50HZ - Frequency:50 Hz
MODEL:ZT30_08 - Model:ZT 30
MOVOL:460V - Supply voltage:460 V

30.62 - Fan module 400V ZT30/37

(MODEL:ZT30_08 , MODEL:ZT37_08) + EAPPR:IEC + FREQ:50HZ + HAT:N + MOVOL:400V

30.62 - Fan module 400V ZT30/37

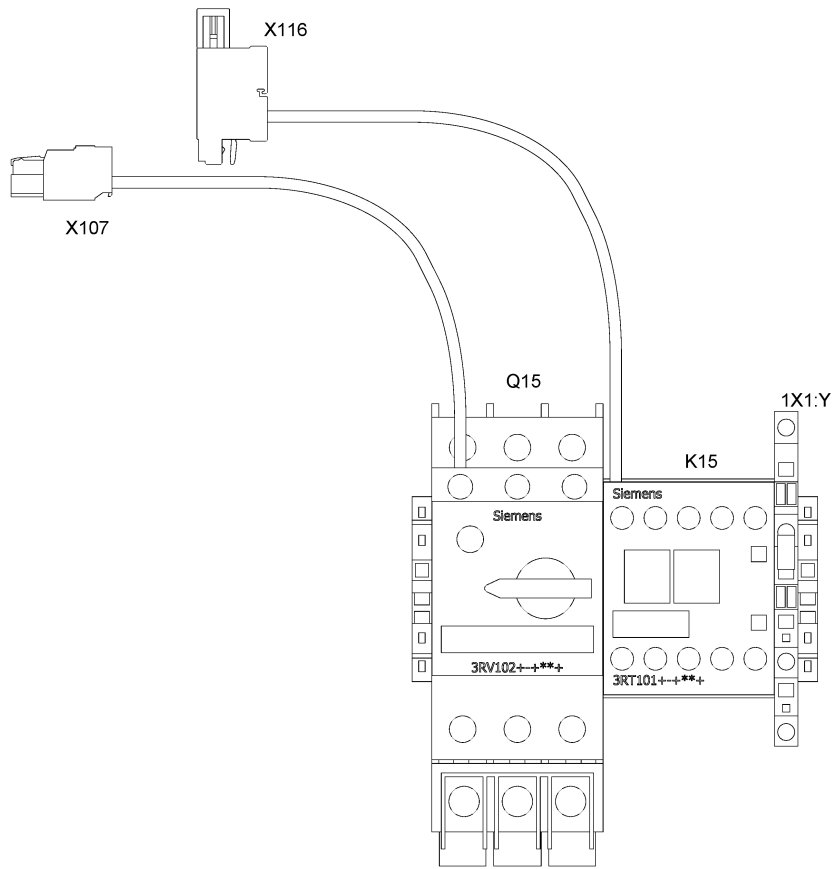
(MODEL:ZT30_08 , MODEL:ZT37_08) + EAPPR:IEC + FREQ:50HZ + HAT:N + MOVOL:400V

Ref	Part Number	Qty	Name	Validity	EL
	0694 5285 25	3	CABLE LUG		K22
	1088 0031 82	1	CONNECTOR		X107
	1089 9416 01	1	CONTACT BLOCK		Q15
	1089 9416 24	1	CIRCUIT BREAKER		Q15
	1089 9427 48	1	END PLATE		1X1:Y
	1089 9427 49	1	TERMINAL		1X1:Y

Legend:EAPPR:IEC - Electrical approval:IEC
MODEL:ZT30_08 - Model:ZT 30FREQ:50HZ - Frequency:50 Hz
MODEL:ZT37_08 - Model:ZT 37HAT:N - High ambient temperature version:reduced ambient
condition (Increased FAD) - max 46° / 115°F
MOVOL:400V - Supply voltage:400 V

30.63 - Fan module 400V ZT30/37 HAT - 400V ZT45

((MODEL:ZT30_08 , MODEL:ZT37_08) + HAT:Y , HAT:N + MODEL:ZT45_08) + EAPPR:IEC + FREQ:50HZ + MOVOL:400V



30.63 - Fan module 400V ZT30/37 HAT - 400V ZT45

((MODEL:ZT30_08 , MODEL:ZT37_08) + HAT:Y , HAT:N + MODEL:ZT45_08) + EAPPR:IEC + FREQ:50HZ + MOVOL:400V



Ref	Part Number	Qty	Name	Validity	EL
	0694 5285 25	3	CABLE LUG		
	1088 0031 82	1	CONNECTOR MALE		X107
	1089 9416 01	1	CONTACT BLOCK		Q15
	1089 9416 27	1	CIRCUIT BREAKER		Q15
	1089 9427 48	1	END PLATE		1X1:Y
	1089 9427 49	1	TERMINAL		1X1:Y

Legend:

EAPPR:IEC - Electrical approval:IEC

FREQ:50HZ - Frequency:50 Hz

HAT:N - High ambient temperature version:reduced ambient

HAT:Y - High ambient temperature version:High ambient condition

MODEL:ZT30_08 - Model:ZT 30

condition (Increased FAD) - max 46° / 115°F

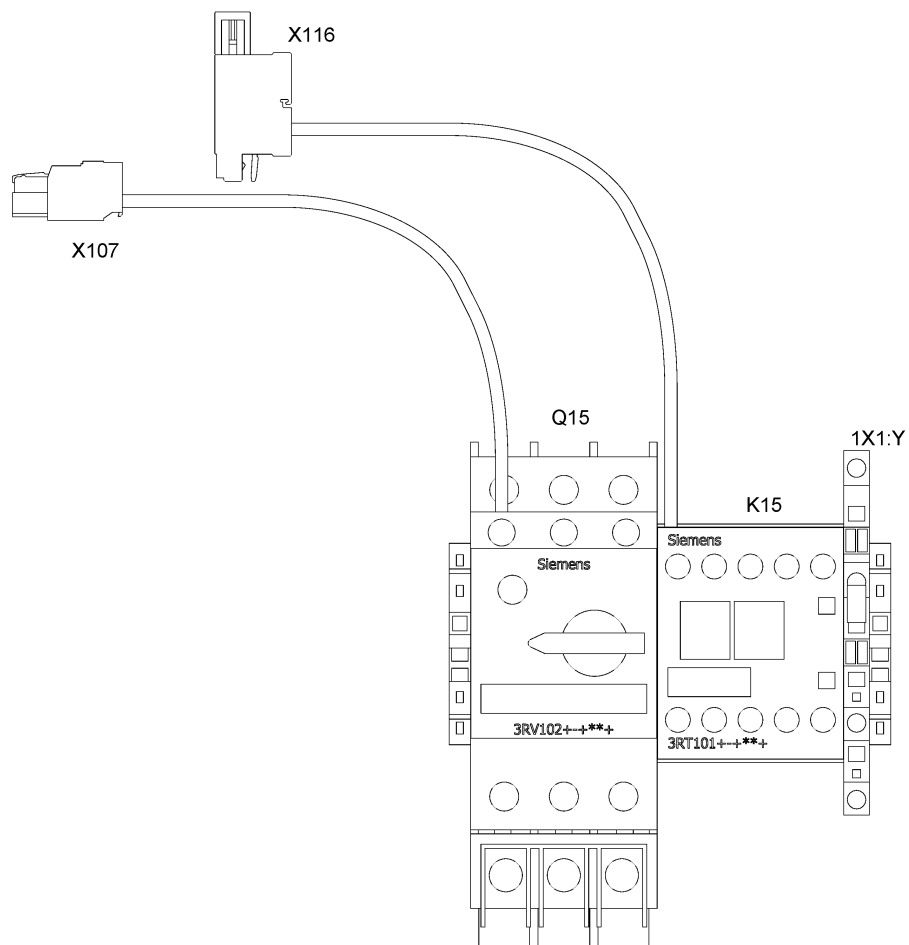
MODEL:ZT45_08 - Model:ZT 45

MOVOL:400V - Supply voltage:400 V

MODEL:ZT37_08 - Model:ZT 37

30.64 - Fan module 500V ZT30/37 HAT - 500V ZT 45

((MODEL:ZT30_08 , MODEL:ZT37_08) + HAT:Y , HAT:N + MODEL:ZT45_08) + EAPPR:IEC + FREQ:50HZ + MOVOL:500V



30.64 - Fan module 500V ZT30/37 HAT - 500V ZT 45

((MODEL:ZT30_08 , MODEL:ZT37_08) + HAT:Y , HAT:N + MODEL:ZT45_08) + EAPPR:IEC + FREQ:50HZ + MOVOL:500V

Ref	Part Number	Qty	Name	Validity	EL
	0694 5285 25	3	CABLE LUG		fan
	1088 0031 82	1	CONNECTOR MALE		X107
	1089 9416 01	1	CONTACT BLOCK		Q15
	1089 9416 66	1	CIRCUIT BREAKER		Q15
	1089 9416 75	1	CONNECTION BLOCK		Q15
	1089 9427 48	1	END PLATE		1X1:Y
	1089 9427 49	1	TERMINAL		1X1:Y

Legend:

EAPPR:IEC - Electrical approval:IEC

HAT:Y - High ambient temperature version:High ambient condition

MODEL:ZT45_08 - Model:ZT 45

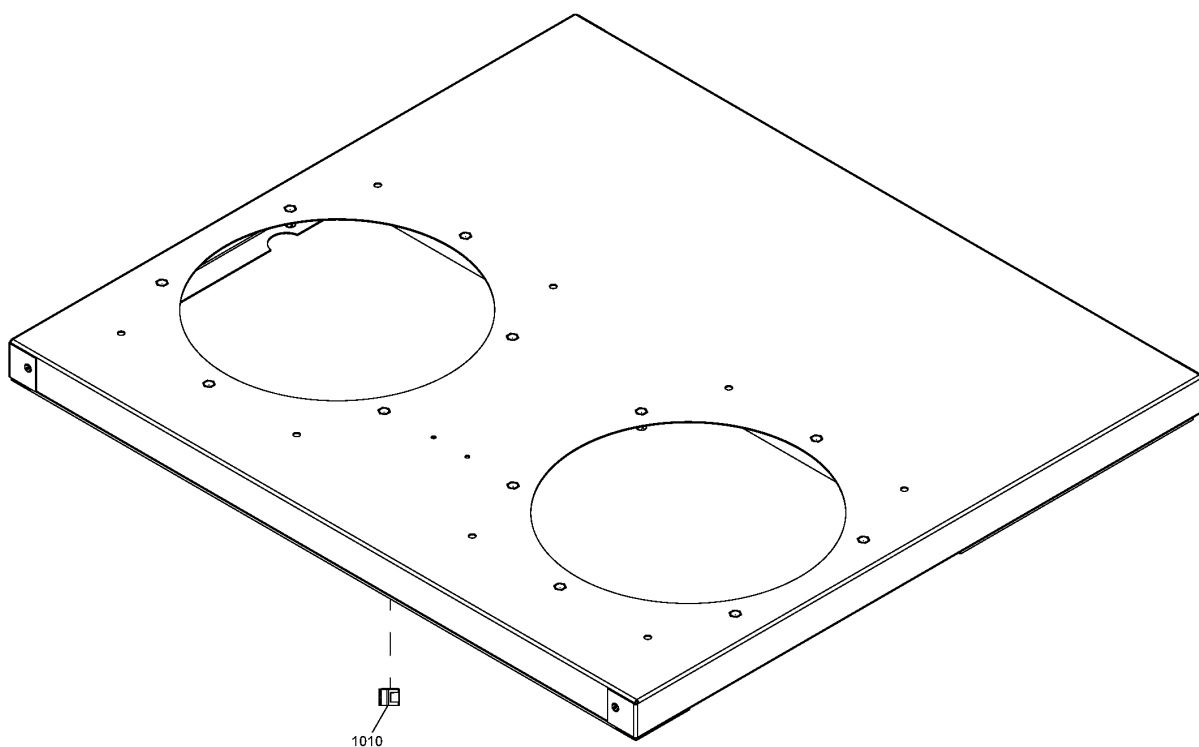
FREQ:50HZ - Frequency:50 Hz

MODEL:ZT30_08 - Model:ZT 30

MOVOL:500V - Supply voltage:500 V

HAT:N - High ambient temperature version:reduced ambient condition (Increased FAD) - max 46° / 115°F

MODEL:ZT37_08 - Model:ZT 37



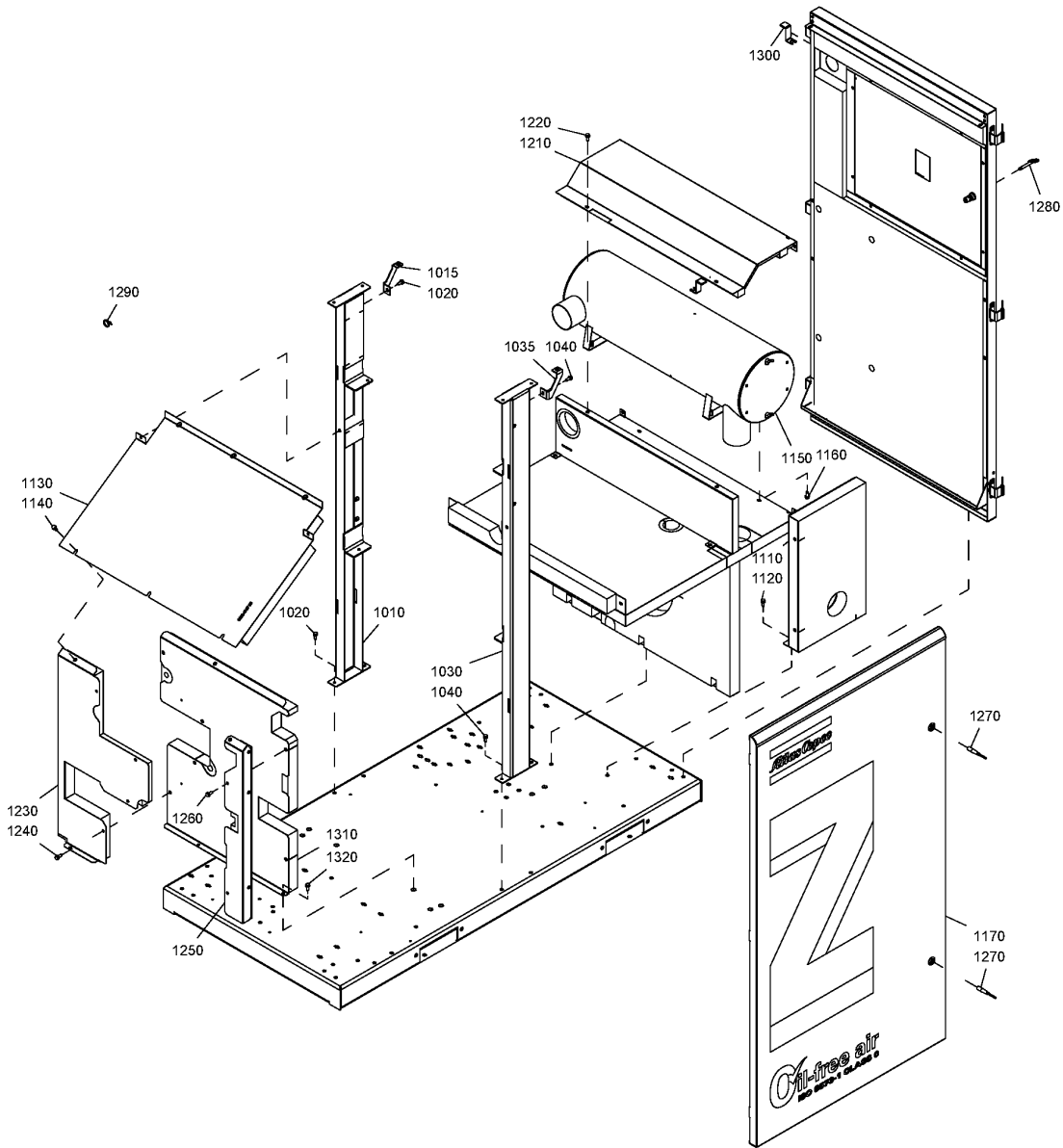
Ref	Part Number	Qty	Name	Validity	R.
1010	1088 0031 38	AR	CONNECTOR	(01/08/2014 - ...) MODEL:ZT30_08 , MODEL:ZT37_08 , MODEL:ZT45_08	3-pole
1010	1088 0031 20	AR	WAGO CONNECTOR	(14/11/2014 - ...) IDRY:IMD	5-pole

Legend:

IDRY:IMD - Integrated dryer:IMD dryer
MODEL:ZT45_08 - Model:ZT 45

MODEL:ZT30_08 - Model:ZT 30

MODEL:ZT37_08 - Model:ZT 37



31 - Common bodywork ZR

MODEL:ZR30_08 , MODEL:ZR37_08 , MODEL:ZR45_08

Ref	Part Number	Qty	Name	Validity
1010	1622 4916 80	1	STAY	(03/11/2008 - ...)
1015	1622 8119 00	1	SUPPORT	(03/11/2008 - ...)
1020	0147 1963 08	3	SCREW	(03/11/2008 - ...)
1030	1622 6061 80	1	STAY	(03/11/2008 - ...)
1035	1622 8118 00	1	SUPPORT	(03/11/2008 - ...)
1040	0147 1963 08	3	SCREW	(03/11/2008 - ...)
1110	1625 7446 81	1	BAFFLE	(11/06/2009 - ...)
1120	0147 1963 08	3	SCREW	(03/11/2008 - ...)
1130	1622 4967 80	1	BAFFLE	(03/11/2008 - ...)
1140	0147 1963 08	8	SCREW	(03/11/2008 - 10/12/2012)
1140	0147 1963 08	6	SCREW	(12/12/2012 - ...)
1150	1622 4908 81	1	SILENCER	(14/09/2009 - 21/03/2011)
1150	1625 8561 80	1	SILENCER	(22/03/2011 - ...)
	• 1622 7043 00	1	SEAL	
	• 1622 7044 00	1	COVER	
	• 1622 5824 00	1	COVER	
	• 0223 1322 02	2	WING SCREW	
1160	0147 1963 08	4	SCREW	(03/11/2008 - ...)
1170	1622 7097 81	1	DOOR	(03/11/2008 - ...)
1210	1622 6869 80	1	ASSEMBLY	(03/11/2008 - 21/03/2011)
1210	1625 8565 80	1	BAFFLE	(22/03/2011 - 08/01/2013)
1210	1625 8834 80	1	BAFFLE	(09/01/2013 - ...)
1220	0147 1963 08	4	SCREW	(03/11/2008 - ...)
1230	1622 7549 80	1	BAFFLE	(03/11/2008 - ...)
1240	0147 1963 08	5	SCREW	(03/11/2008 - 10/12/2012)
1240	0147 1963 08	4	SCREW	(12/12/2012 - ...)
1250	1622 7547 80	1	BAFFLE	(03/11/2008 - ...)
1260	0147 1963 08	2	SCREW	(03/11/2008 - ...)
1270	1089 9068 01	2	KEY	(03/11/2008 - ...)
1280	1089 9154 02	1	KEY	(03/11/2008 - ...)
1290	4088 1301 03	1	TIE	(03/11/2008 - ...)
	↻ Substituted by:	0348 0101 05	CABLE TIE (quantity: 1)	
1300	1622 7287 80	4	PLATE	(03/11/2008 - ...)
1310	1622 7552 80	1	BAFFLE	(03/11/2008 - ...)
1320	0147 1963 08	2	SCREW	(03/11/2008 - ...)

Legend:

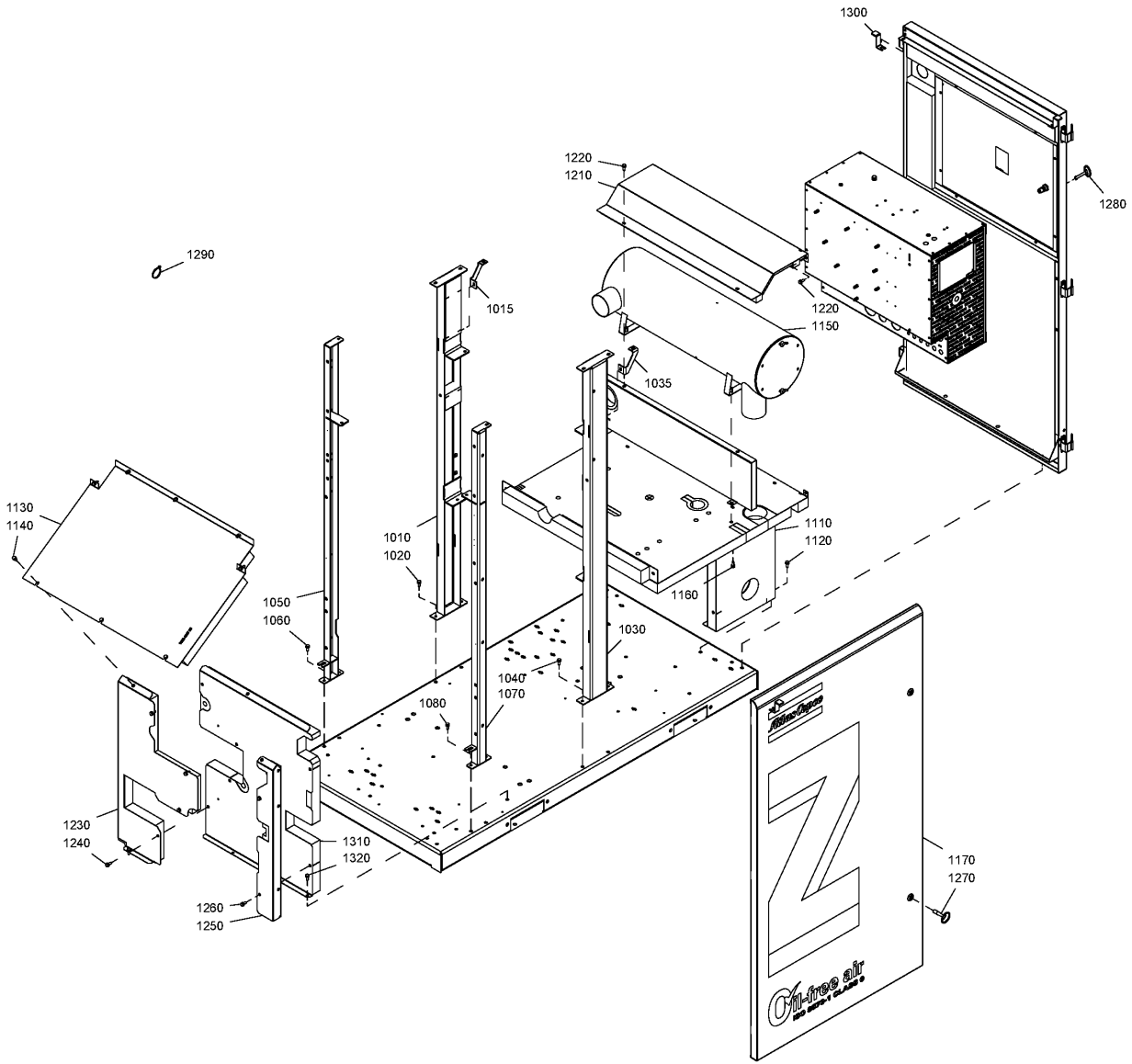
MODEL:ZR30_08 - Model:ZR 30

MODEL:ZR37_08 - Model:ZR 37

MODEL:ZR45_08 - Model:ZR 45

32 - Common bodywork ZT

MODEL:ZT30_08 , MODEL:ZT37_08 , MODEL:ZT45_08



32 - Common bodywork ZT

MODEL:ZT30_08 , MODEL:ZT37_08 , MODEL:ZT45_08

Ref	Part Number	Qty	Name	Validity
1010	1622 4916 80	1	STAY	(03/11/2008 - ...)
1015	1622 8119 00	1	SUPPORT	(03/11/2008 - ...)
1020	0147 1963 08	2	SCREW	(03/11/2008 - ...)
1030	1622 6061 80	1	STAY	(03/11/2008 - ...)
1035	1622 8118 00	1	SUPPORT	(03/11/2008 - ...)
1040	0147 1963 08	2	SCREW	(03/11/2008 - ...)
1050	1622 7049 00	1	STAY	(03/11/2008 - ...)
1060	0147 1963 08	2	SCREW	(03/11/2008 - ...)
1070	1622 7050 00	1	STAY	(03/11/2008 - ...)
1080	0147 1963 08	2	SCREW	(03/11/2008 - ...)
1110	1625 7446 81	1	BAFFLE	(11/06/2009 - ...)
1120	0147 1963 08	3	SCREW	(03/11/2008 - ...)
1130	1622 4967 80	1	BAFFLE	(03/11/2008 - ...)
1140	0147 1963 08	8	SCREW	(03/11/2008 - 11/12/2012)
1140	0147 1963 08	6	SCREW	(12/12/2012 - ...)
1150	1622 4908 81	1	SILENCER	(14/09/2009 - 21/03/2011)
1150	1625 8561 80	1	SILENCER	(22/03/2011 - ...)
	• 1622 7043 00	1	SEAL	
	• 1622 7044 00	1	COVER	
	• 1622 5824 00	1	COVER	
	• 0223 1322 02	2	WING SCREW	
1160	0147 1963 08	4	SCREW	(03/11/2008 - ...)
1170	1622 7097 81	1	DOOR	(03/11/2008 - ...)
1210	1622 6869 80	1	ASSEMBLY	(03/11/2008 - 21/03/2011)
1210	1625 8565 80	1	BAFFLE	(22/03/2011 - 08/01/2013)
1210	1625 8834 80	1	BAFFLE	(09/01/2013 - ...)
1220	0147 1963 08	4	SCREW	(03/11/2008 - ...)
1230	1622 7549 80	1	BAFFLE	(03/11/2008 - ...)
1240	0147 1963 08	5	SCREW	(03/11/2008 - 11/12/2012)
1240	0147 1963 08	4	SCREW	(12/12/2012 - ...)
1250	1622 7547 80	1	BAFFLE	(03/11/2008 - ...)
1260	0147 1963 08	2	SCREW	(03/11/2008 - ...)
1270	1089 9068 01	2	KEY	(03/11/2008 - ...)
1280	1089 9154 02	1	KEY	(03/11/2008 - ...)
1290	1088 1301 03	1	TIE	(03/11/2008 - ...)
	↻ Substituted by:	0348 0101 05	CABLE TIE (quantity: 1)	
1300	1622 7287 80	4	PLATE	(03/11/2008 - ...)
	• 1619 5188 00	AR	SEAL	
1310	1622 7552 80	1	BAFFLE	(03/11/2008 - ...)
1320	0147 1963 08	2	SCREW	(03/11/2008 - ...)

Legend:

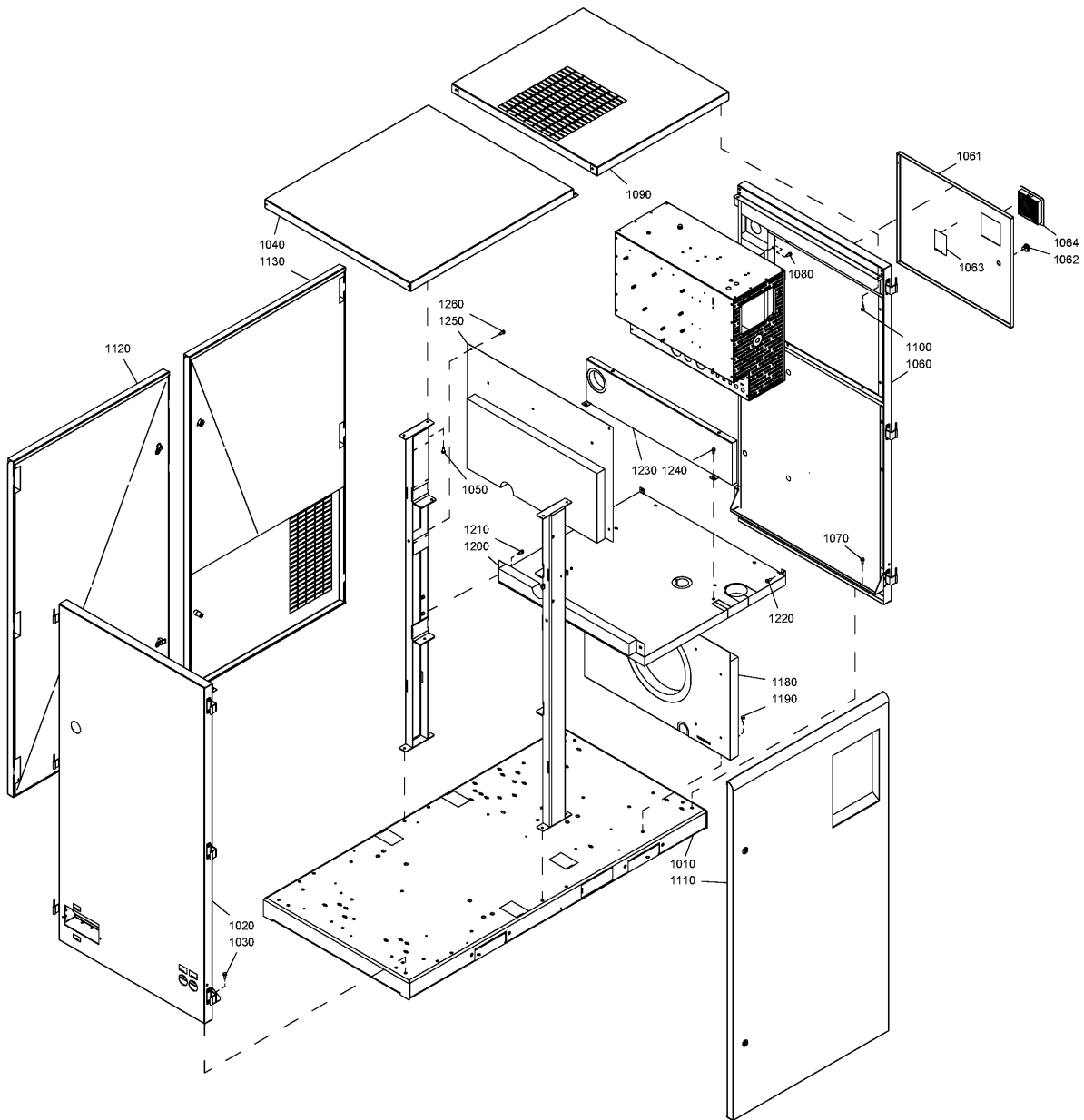
MODEL:ZT30_08 - Model:ZT 30

MODEL:ZT37_08 - Model:ZT 37

MODEL:ZT45_08 - Model:ZT 45

33 - Bodywork ZR Pack

(MODEL:ZR30_08 , MODEL:ZR37_08 , MODEL:ZR45_08) + IDRY:N



33 - Bodywork ZR Pack

(MODEL:ZR30_08 , MODEL:ZR37_08 , MODEL:ZR45_08) + IDRY:N

Ref	Part Number	Qty	Name	Validity	R.
1010	1622 8940 80	1	FRAME	(30/07/2009 - 19/10/2014)	
	• 1079 9922 39	2	WARNING LABEL		
	• 1079 9903 48	4	WARNING LABEL		
1010	1625 8886 80	1	FRAME	(20/10/2014 - ...)	
	• 1079 9922 39	2	WARNING LABEL		
	• 1079 9903 48	4	WARNING LABEL	(20/10/2014 - 22/01/2015)	
	• 1622 0000 20	4	DECAL SYMBOLS	(23/01/2015 - ...)	
1020	1622 8992 81	1	PANEL	(30/07/2009 - ...)	3)
	•	1	PANEL		
	•• 1079 9915 98	1	LABEL		
	•• 1079 9915 89	1	LABEL		
	•• 1079 9913 79	1	STICKER FD450-1200		
	•• 1079 9913 69	1	STICKER FD450-1200		
1030	0147 1963 08	4	SCREW	(30/07/2009 - ...)	
1040	1622 6043 81	1	BAFFLE	(30/07/2009 - ...)	3)
1050	0147 1963 08	6	SCREW	(30/07/2009 - ...)	
1060	1625 7455 81	1	PANEL	(30/07/2009 - 05/06/2010) HAT:N	3)
1060	1622 7258 80	1	PANEL	(06/06/2010 - ...) HAT:N	3)
1061	• 1622 5273 80	1	DOOR		
1062	•• 1619 7705 00	1	LOCK		
	↳ Substituted by:	1619 7704 00	LOCK (quantity: 1)		
1063	•• 1079 9903 48	1	WARNING LABEL	(06/06/2010 - 22/01/2015) HAT:N	
1063	•• 1622 0000 20	1	DECAL SYMBOLS	(23/01/2015 - ...) HAT:N	
1060	1622 7089 80	1	PANEL	(06/06/2010 - ...) HAT:Y	3)
1061	• 1622 7090 80	1	DOOR		
1062	•• 1619 7705 00	1	LOCK		
	↳ Substituted by:	1619 7704 00	LOCK (quantity: 1)		
1063	•• 1079 9903 48	1	WARNING LABEL	(06/06/2010 - 22/01/2015) HAT:Y	
1063	•• 1622 0000 20	1	DECAL SYMBOLS	(23/01/2015 - ...) HAT:Y	
1064	•• 1089 9556 09	1	AIR INLET		
1060	1625 7475 81	1	PANEL	(30/07/2009 - 05/06/2010) HAT:Y	3)
1070	0147 1963 08	4	SCREW	(30/07/2009 - ...)	
1080	0147 1963 08	6	SCREW	(30/07/2009 - ...)	
1090	1622 8108 80	1	ROOF	(30/07/2009 - ...)	3)
1100	0147 1963 08	4	SCREW	(30/07/2009 - ...)	
1110	1622 7098 81	1	DOOR	(30/07/2009 - ...)	2)
	•	1	DOOR		
	•• 1622 7537 80	2	LOCK		
1120	1622 7093 81	1	DOOR	(30/07/2009 - ...)	2)
	•	1	DOOR		
	•• 1622 7537 80	2	LOCK		
1130	1622 7099 81	1	DOOR	(30/07/2009 - ...)	2)
	•	1	DOOR		
	•• 1622 7537 80	2	LOCK		
1180	1625 7444 81	1	BAFFLE	(30/07/2009 - ...) MODEL:ZR30_08	3)
1180	1625 7445 81	1	BAFFLE	(30/07/2009 - ...) MODEL:ZR37_08 , MODEL:ZR45_08	3)
1190	0147 1963 08	3	SCREW	(30/07/2009 - ...)	

Remarks:

1-3) Lined with: 1) Foam: 0395 6001 67 (AR) 30 x 2040 x 1650 - (self-adhesive) 2) Foam: 0395 6001 68 (AR) 40 x 2040 x 1650 - (self-adhesive) 3) Foam: 0395 6001 69 (AR) 50 x 2040 x 1650 - (self-adhesive)

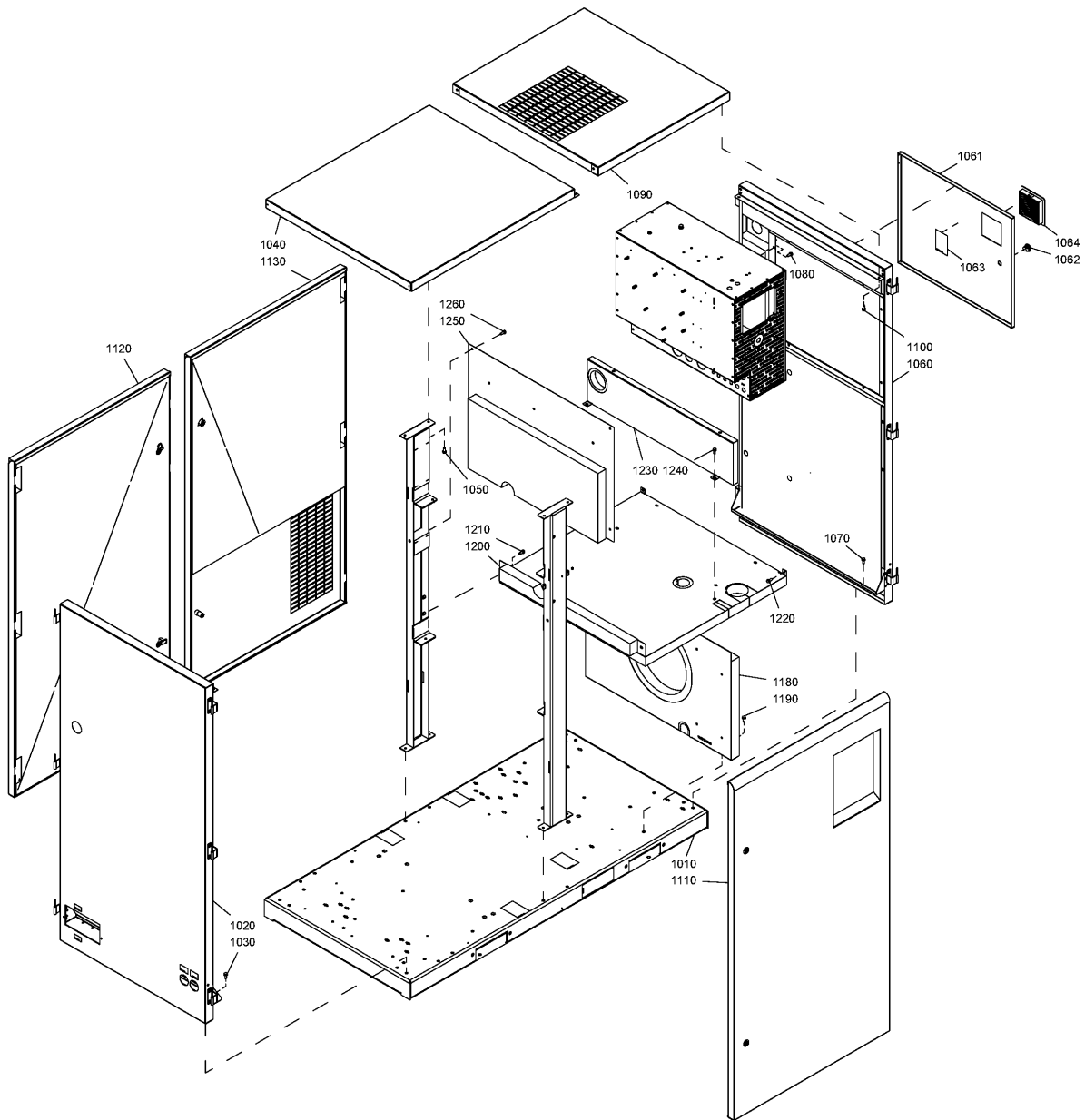
Legend:

HAT:N - High ambient temperature version:reduced ambient condition (Increased FAD) - max 46° / 115°F
MODEL:ZR30_08 - Model:ZR 30

HAT:Y - High ambient temperature version:High ambient condition IDRY:N - Integrated dryer:No
MODEL:ZR37_08 - Model:ZR 37
MODEL:ZR45_08 - Model:ZR 45

33 - Bodywork ZR Pack

(MODEL:ZR30_08 , MODEL:ZR37_08 , MODEL:ZR45_08) + IDRY:N



33 - Bodywork ZR Pack

(MODEL:ZR30_08 , MODEL:ZR37_08 , MODEL:ZR45_08) + IDRY:N

Ref	Part Number	Qty	Name	Validity	R.
1200	1622 6009 80	1	BAFFLE	(30/07/2009 - ...)	3)
1210	0147 1963 08	2	SCREW	(30/07/2009 - ...)	
1220	0147 1963 08	2	SCREW	(30/07/2009 - ...)	
1230	1622 7284 80	1	BAFFLE	(30/07/2009 - 21/03/2011)	1)
1230	1625 8564 80	1	BAFFLE	(22/03/2011 - ...)	1)
1240	0147 1963 08	2	SCREW	(30/07/2009 - ...)	
1250	1622 4945 81	1	BAFFLE	(30/07/2009 - ...)	3)
1260	0147 1963 08	4	SCREW	(30/07/2009 - ...)	

Remarks:

1-3) Lined with: 1) Foam: 0395 6001 67 (AR) 30 x 2040 x 1650 - (self-adhesive) 2) Foam: 0395 6001 68 (AR) 40 x 2040 x 1650 - (self-adhesive) 3) Foam: 0395 6001 69 (AR) 50 x 2040 x 1650 - (self-adhesive)

Legend:

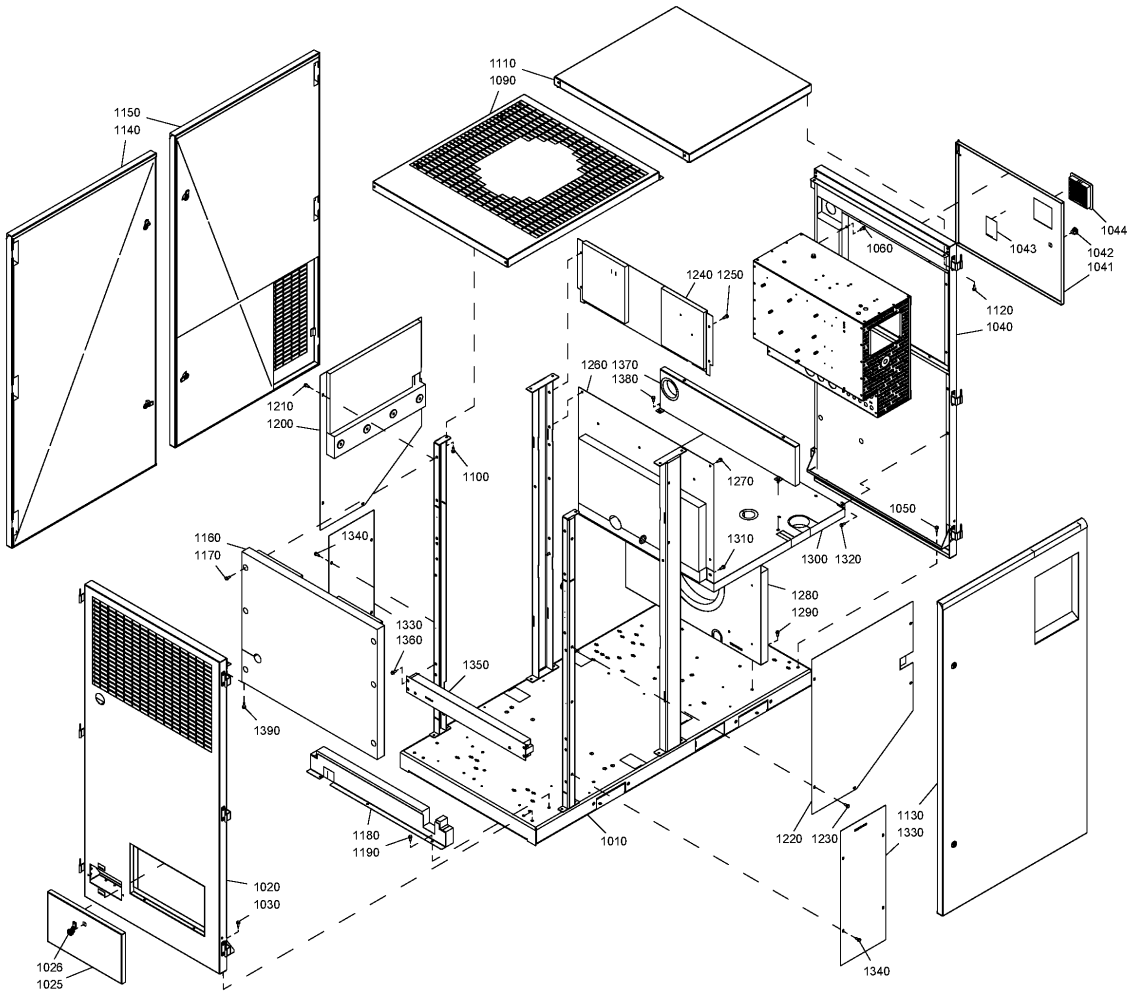
HAT:N - High ambient temperature version:reduced ambient condition (Increased FAD) - max 46° / 115°F
MODEL:ZR30_08 - Model:ZR 30

HAT:Y - High ambient temperature version:High ambient condition
MODEL:ZR37_08 - Model:ZR 37

IDRY:N - Integrated dryer:No
MODEL:ZR45_08 - Model:ZR 45

34 - Bodywork ZT Pack

(MODEL:ZT30_08 , MODEL:ZT37_08 , MODEL:ZT45_08) + IDRY:N



34 - Bodywork ZT Pack

(MODEL:ZT30_08 , MODEL:ZT37_08 , MODEL:ZT45_08) + IDRY:N



Ref	Part Number	Qty	Name	Validity	R.
1010	1622 8940 80	1	FRAME	(30/07/2009 - 19/10/2014)	
	• 1079 9922 39	2	WARNING LABEL		
	• 1079 9903 48	4	WARNING LABEL		
1010	1625 8886 80	1	FRAME	(20/10/2014 - ...)	
	• 1079 9922 39	2	WARNING LABEL		
	• 1079 9903 48	4	WARNING LABEL	(20/10/2014 - 22/01/2015)	
	• 1622 0000 20	4	DECAL SYMBOLS	(23/01/2015 - ...)	
1020	1622 8960 81	1	PANEL	(30/07/2009 - ...)	4)
	•	1	PANEL		
	•• 1079 9915 98	1	LABEL		
	•• 1079 9915 89	1	LABEL		
1025	•• 1622 8979 80	1	PANEL		1)
	☞ Substituted by:	1622 8979 81	DOOR (quantity: 1)		
1026	••• 1622 8991 80	1	LOCK		
1030	0147 1963 08	4	SCREW	(30/07/2009 - ...)	
1040	1625 7455 81	1	PANEL	(30/07/2009 - 05/06/2010) HAT:N	
1040	1622 7258 80	1	PANEL	(06/06/2010 - ...) HAT:N	
1041	• 1622 5273 80	1	DOOR		
1042	•• 1619 7705 00	1	LOCK		
	☞ Substituted by:	1619 7704 00	LOCK (quantity: 1)		
1043	•• 1079 9903 48	1	WARNING LABEL	(06/06/2010 - 22/01/2015) HAT:N	
1043	•• 1622 0000 20	1	DECAL SYMBOLS	(23/01/2015 - ...) HAT:N	
1040	1622 7089 80	1	PANEL	(06/06/2010 - ...) HAT:Y	4)
1041	• 1622 7090 80	1	DOOR		
1042	•• 1619 7705 00	1	LOCK		
	☞ Substituted by:	1619 7704 00	LOCK (quantity: 1)		
1043	•• 1079 9903 48	1	WARNING LABEL	(06/06/2010 - 22/01/2015) HAT:Y	
1043	•• 1622 0000 20	1	DECAL SYMBOLS	(23/01/2015 - ...) HAT:Y	
1044	•• 1089 9556 09	1	AIR INLET		
1040	1625 7475 81	1	PANEL	(30/07/2009 - 05/06/2010) HAT:Y	4)
	•	1	PANEL		
1041	••	1	PANEL		
1042	••• 1622 3633 81	1	LOCK		
1043	••• 1079 9903 48	1	WARNING LABEL		
1044	••• 1089 9556 09	1	AIR INLET		
1050	0147 1963 08	4	SCREW	(30/07/2009 - ...)	
1060	0147 1963 08	6	SCREW	(30/07/2009 - ...)	
1090	1622 5223 80	1	ROOF	(30/07/2009 - ...)	4)
1100	0147 1963 08	8	SCREW	(30/07/2009 - ...)	
1110	1622 5247 80	1	PANEL	(30/07/2009 - ...) HAT:N	4)
1110	1622 8108 80	1	ROOF	(30/07/2009 - ...) HAT:Y	
1120	0147 1963 08	4	SCREW	(30/07/2009 - ...)	
1130	1622 7098 81	1	DOOR	(30/07/2009 - ...)	3)
	•	1	DOOR		
	•• 1622 7537 80	2	LOCK		
1140	1622 7093 81	1	DOOR	(30/07/2009 - ...)	3)
	•	1	DOOR		
	•• 1622 7537 80	2	LOCK		

Remarks:

1-4) Lined with: 1) Foam: 0395 6001 66 (AR) 25 x 2040 x 1650 - (self-adhesive) 2) Foam: 0395 6001 67 (AR) 30 x 2040 x 1650 - (self-adhesive) 3) Foam: 0395 6001 68 (AR) 40 x 2040 x 1650 - (self-adhesive) 4) Foam: 0395 6001 69 (AR) 50 x 2040 x 1650 - (self-adhesive)

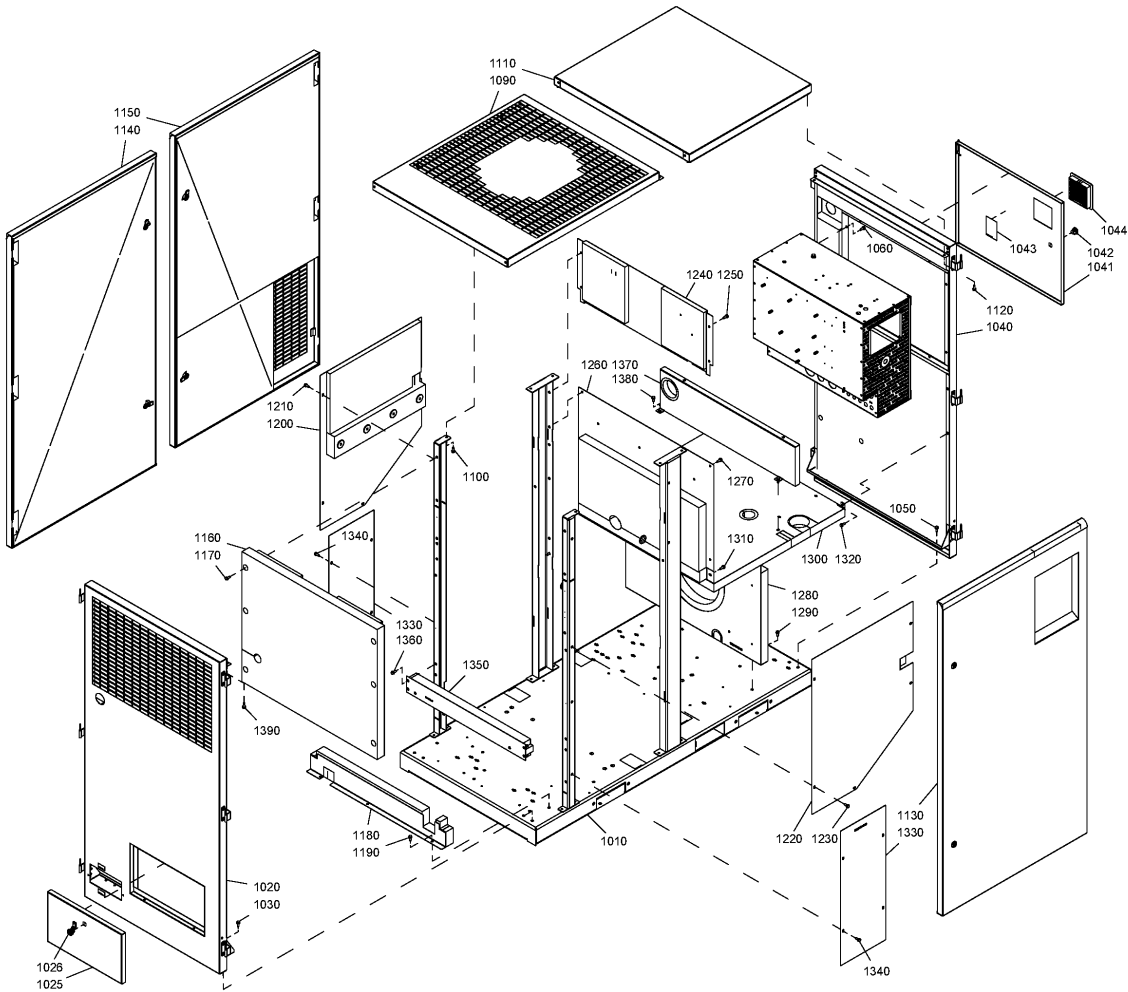
Legend:

HAT:N - High ambient temperature version:reduced ambient condition (Increased FAD) - max 46° / 115°F
MODEL:ZT30_08 - Model:ZT 30

HAT:Y - High ambient temperature version:High ambient condition IDRY:N - Integrated dryer:No
MODEL:ZT37_08 - Model:ZT 37
MODEL:ZT45_08 - Model:ZT 45

34 - Bodywork ZT Pack

(MODEL:ZT30_08 , MODEL:ZT37_08 , MODEL:ZT45_08) + IDRY:N



34 - Bodywork ZT Pack

(MODEL:ZT30_08 , MODEL:ZT37_08 , MODEL:ZT45_08) + IDRY:N

Ref	Part Number	Qty	Name	Validity	R.
1150	1622 7099 81	1	DOOR	(30/07/2009 - ...)	3)
	•	1	DOOR		
	•• 1622 7537 80	2	LOCK		
1160	1622 4926 80	1	BAFFLE	(30/07/2009 - ...)	1)4)
1170	0147 1963 08	6	SCREW	(30/07/2009 - ...)	
1180	1622 4930 80	1	BAFFLE	(30/07/2009 - ...)	4)
1190	0147 1963 08	3	SCREW	(30/07/2009 - ...)	
1200	1622 7546 80	1	BAFFLE	(30/07/2009 - ...)	1)4)
	• 1079 9903 48	1	WARNING LABEL	(30/07/2009 - 22/01/2015)	
	• 1622 0000 20	1	DECAL SYMBOLS	(23/01/2015 - ...)	
1210	0147 1963 08	5	SCREW	(30/07/2009 - ...)	
1220	1622 7545 80	1	BAFFLE	(30/07/2009 - ...)	1)4)
	• 1079 9903 48	1	WARNING LABEL	(30/07/2009 - 22/01/2015)	
	• 1622 0000 20	1	DECAL SYMBOLS	(23/01/2015 - ...)	
1230	0147 1963 08	5	SCREW	(30/07/2009 - ...)	
1240	1622 4932 80	1	BAFFLE	(30/07/2009 - 08/01/2013)	1)
1240	1625 8835 80	1	BAFFLE	(09/01/2013 - ...)	1)
1250	0147 1963 08	4	SCREW	(30/07/2009 - ...)	
1260	1622 4945 81	1	BAFFLE	(30/07/2009 - ...)	4)
1270	0147 1963 08	4	SCREW	(30/07/2009 - ...)	
1280	1625 7444 81	1	BAFFLE	(30/07/2009 - ...) MODEL:ZT30_08	4)
1280	1625 7445 81	1	BAFFLE	(30/07/2009 - ...) MODEL:ZT37_08 , MODEL:ZT45_08	4)
1290	0147 1963 08	3	SCREW	(30/07/2009 - ...)	
1300	1622 6009 80	1	BAFFLE	(30/07/2009 - ...)	4)
1310	0147 1963 08	2	SCREW	(30/07/2009 - ...)	
1320	0147 1963 08	2	SCREW	(30/07/2009 - ...)	
1330	1622 7544 80	2	BAFFLE	(30/07/2009 - ...)	
	• 1079 9902 55	1	LABEL		
1340	0147 1963 08	8	SCREW	(30/07/2009 - ...)	
1350	1622 7057 81	1	BAFFLE	(30/07/2009 - ...) HAT:N	4)
1360	0147 1963 08	4	SCREW	(30/07/2009 - ...) HAT:N	
1370	1622 7284 80	1	BAFFLE	(30/07/2009 - 21/03/2011)	2)
1370	1625 8564 80	1	BAFFLE	(22/03/2011 - ...)	2)
1380	0147 1963 08	2	SCREW	(30/07/2009 - ...)	
1390	0147 1962 72	4	HEXAGON BOLT	(30/07/2009 - ...)	

Remarks:

1-4) Lined with: 1) Foam: 0395 6001 66 (AR) 25 x 2040 x 1650 - (self-adhesive) 2) Foam: 0395 6001 67 (AR) 30 x 2040 x 1650 - (self-adhesive) 3) Foam: 0395 6001 68 (AR) 40 x 2040 x 1650 - (self-adhesive) 4) Foam: 0395 6001 69 (AR) 50 x 2040 x 1650 - (self-adhesive)

Legend:

HAT:N - High ambient temperature version:reduced ambient condition (Increased FAD) - max 46° / 115°F
MODEL:ZT30_08 - Model:ZT 30

HAT:Y - High ambient temperature version:High ambient condition
MODEL:ZT37_08 - Model:ZT 37

IDRY:N - Integrated dryer:No
MODEL:ZT45_08 - Model:ZT 45

35 - Bodywork ZR Full feature ID

(MODEL:ZR30_08 , MODEL:ZR37_08 , MODEL:ZR45_08) + IDRY:ID

Ref	Part Number	Qty	Name	Validity	R.
1010	1622 8940 80	1	FRAME	(30/07/2009 - 19/10/2014)	
	• 1079 9922 39	2	WARNING LABEL		
	• 1079 9903 48	4	WARNING LABEL		
1010	1625 8886 80	1	FRAME	(20/10/2014 - ...)	
	• 1079 9922 39	2	WARNING LABEL		
	• 1079 9903 48	4	WARNING LABEL	(20/10/2014 - 22/01/2015)	
	• 1622 0000 20	4	DECAL SYMBOLS	(23/01/2015 - ...)	
1020	1622 8992 81	1	PANEL	(30/07/2009 - ...)	3)
	•	1	PANEL		
	•• 1079 9915 98	1	LABEL		
	•• 1079 9915 89	1	LABEL		
	•• 1079 9913 79	1	STICKER FD450-1200		
	•• 1079 9913 69	1	STICKER FD450-1200		
1030	0147 1963 08	4	SCREW	(30/07/2009 - ...)	
1040	1622 8108 80	1	ROOF	(30/07/2009 - ...)	3)
1050	0147 1963 08	4	SCREW	(30/07/2009 - ...)	
1060	1625 7455 81	1	PANEL	(30/07/2009 - 05/06/2010) HAT:N	
1060	1622 7258 80	1	PANEL	(06/06/2010 - ...) HAT:N	3)
1061	• 1622 5273 80	1	DOOR		
1062	•• 1619 7705 00	1	LOCK		
	↳ Substituted by:	1619 7704 00	LOCK (quantity: 1)		
1063	•• 1079 9903 48	1	WARNING LABEL	(06/06/2010 - 22/01/2015) HAT:N	
1063	•• 1622 0000 20	1	DECAL SYMBOLS	(23/01/2015 - ...) HAT:N	
1060	1622 7089 80	1	PANEL	(06/06/2010 - ...) HAT:Y	3)
1061	• 1622 7090 80	1	DOOR		
1062	•• 1619 7705 00	1	LOCK		
	↳ Substituted by:	1619 7704 00	LOCK (quantity: 1)		
1063	•• 1079 9903 48	1	WARNING LABEL	(06/06/2010 - 22/01/2015) HAT:Y	
1063	•• 1622 0000 20	1	DECAL SYMBOLS	(23/01/2015 - ...) HAT:Y	
1064	•• 1089 9556 09	1	AIR INLET		
1060	1625 7475 81	1	PANEL	(30/07/2009 - 05/06/2010) HAT:Y	3)
	•	1	PANEL		
1061	•• 1625 7474 80	1	PANEL		
1062	••• 1622 3633 81	1	LOCK		
1063	••• 1079 9903 48	1	WARNING LABEL		
1064	••• 1089 9556 09	1	AIR INLET		
1070	0147 1963 08	4	SCREW	(30/07/2009 - ...)	
1080	0147 1963 08	6	SCREW	(30/07/2009 - ...)	
1090	1622 7098 81	1	DOOR	(30/07/2009 - ...)	2)
	•	1	DOOR		
	•• 1622 7537 80	2	LOCK		
1100	1622 7093 81	1	DOOR	(30/07/2009 - ...)	2)
	•	1	DOOR		
	•• 1622 7537 80	2	LOCK		
1110	1622 7200 81	1	DOOR	(30/07/2009 - 09/01/2013)	2)
	•	1	DOOR		
	•• 1622 7537 80	2	LOCK		

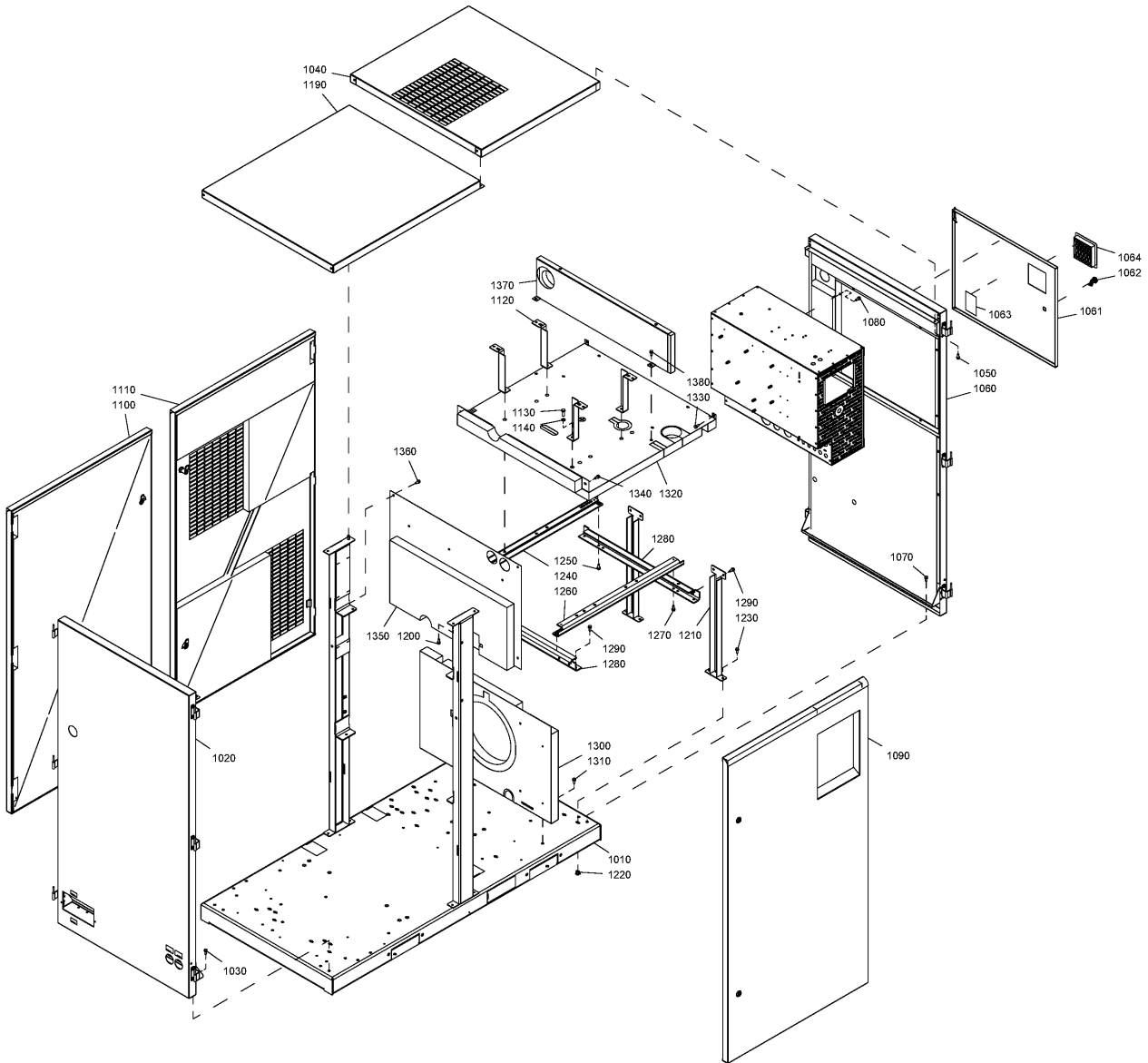
Remarks:

1-3) Lined with: 1) Foam: 0395 6001 67 (AR) 30 x 2040 x 1650 - (self-adhesive) 2) Foam: 0395 6001 68 (AR) 40 x 2040 x 1650 - (self-adhesive) 3) Foam: 0395 6001 69 (AR) 50 x 2040 x 1650 - (self-adhesive)

Legend:

HAT:N - High ambient temperature version:reduced ambient condition (Increased FAD) - max 46° / 115°F
MODEL:ZR30_08 - Model:ZR 30

HAT:Y - High ambient temperature version:High ambient condition IDRY:ID - Integrated dryer:ID dryer
MODEL:ZR37_08 - Model:ZR 37
MODEL:ZR45_08 - Model:ZR 45



35 - Bodywork ZR Full feature ID

(MODEL:ZR30_08 , MODEL:ZR37_08 , MODEL:ZR45_08) + IDRY:ID

Ref	Part Number	Qty	Name	Validity	R.
1110	1625 7495 80	1	DOOR	(10/01/2013 - ...)	2)
	• 1622 7537 80	2	LOCK		
1120	1622 8936 00	4	SUPPORT	(30/07/2009 - ...)	
1130	0147 1363 03	4	HEX.BOLT	(30/07/2009 - ...)	
1140	0301 2344 00	4	WASHER	(30/07/2009 - ...)	
1190	1622 6043 81	1	BAFFLE	(30/07/2009 - ...)	3)
1200	0147 1963 08	6	SCREW	(30/07/2009 - ...)	
1210	1622 4903 00	2	SUPPORT	(30/07/2009 - ...)	
1220	0298 1000 43	4	BLIND RIVET NUT	(30/07/2009 - ...)	
1230	0147 1963 08	4	SCREW	(30/07/2009 - ...)	
1240	1622 4970 81	1	SUPPORT	(30/07/2009 - ...)	
1250	0147 1962 72	2	HEXAGON BOLT	(30/07/2009 - ...)	
1260	1622 8106 81	1	SUPPORT	(30/07/2009 - ...)	
1270	0147 1962 72	2	HEXAGON BOLT	(30/07/2009 - ...)	
1280	1622 4919 00	2	SUPPORT	(30/07/2009 - ...)	
1290	0147 1962 72	6	HEXAGON BOLT	(30/07/2009 - ...)	
1300	1625 7444 81	1	BAFFLE	(30/07/2009 - ...)	MODEL:ZR30_08 3)
1300	1625 7445 81	1	BAFFLE	(30/07/2009 - ...)	MODEL:ZR37_08 , MODEL:ZR45_08 3)
1310	0147 1963 08	3	SCREW	(30/07/2009 - ...)	
1320	1622 8107 81	1	BAFFLE	(30/07/2009 - ...)	3)
1330	0147 1963 08	2	SCREW	(30/07/2009 - ...)	
1340	0147 1963 08	2	SCREW	(30/07/2009 - ...)	
1350	1622 8105 81	1	BAFFLE	(30/07/2009 - ...)	3)
1360	0147 1963 08	4	SCREW	(30/07/2009 - ...)	
1370	1622 7284 80	1	BAFFLE	(30/07/2009 - 21/03/2011)	1)
1370	1625 8564 80	1	BAFFLE	(22/03/2011 - ...)	
1380	0147 1963 08	2	SCREW	(30/07/2009 - ...)	

Remarks:

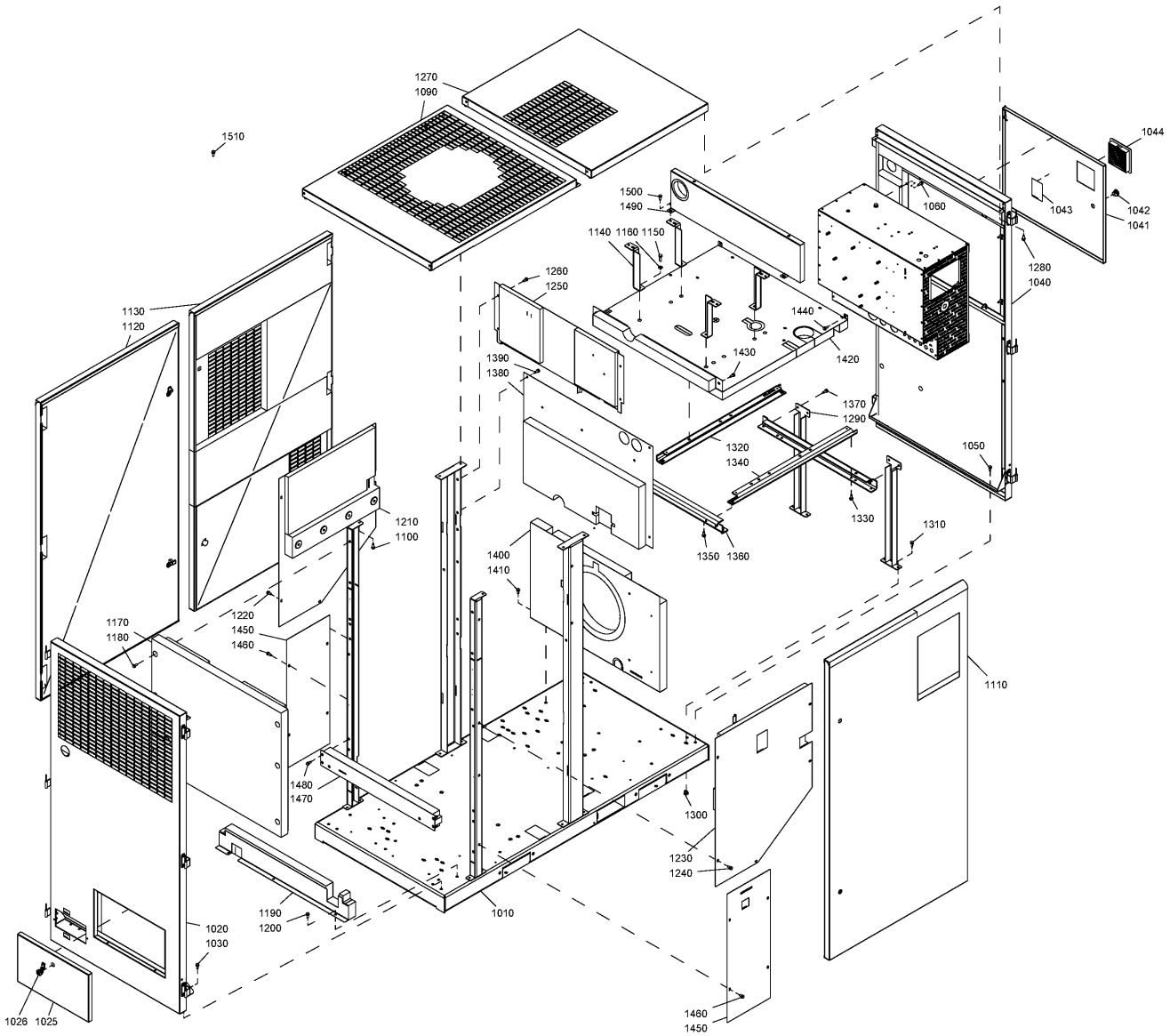
1-3) Lined with: 1) Foam: 0395 6001 67 (AR) 30 x 2040 x 1650 - (self-adhesive) 2) Foam: 0395 6001 68 (AR) 40 x 2040 x 1650 - (self-adhesive) 3) Foam: 0395 6001 69 (AR) 50 x 2040 x 1650 - (self-adhesive)

Legend:

HAT:N - High ambient temperature version:reduced ambient condition (Increased FAD) - max 46° / 115°F
MODEL:ZR30_08 - Model:ZR 30

HAT:Y - High ambient temperature version:High ambient condition IDRY:ID - Integrated dryer:ID dryer
MODEL:ZR37_08 - Model:ZR 37
MODEL:ZR45_08 - Model:ZR 45

36 - Bodywork ZT Full feature ID
 (MODEL:ZT30_08 , MODEL:ZT37_08 , MODEL:ZT45_08) + IDRY:ID



36 - Bodywork ZT Full feature ID

(MODEL:ZT30_08 , MODEL:ZT37_08 , MODEL:ZT45_08) + IDRY:ID

Ref	Part Number	Qty	Name	Validity	R.
1010	1622 8940 80	1	FRAME	(30/07/2009 - 19/10/2014)	
	• 1079 9922 39	2	WARNING LABEL		
	• 1079 9903 48	4	WARNING LABEL		
1010	1625 8886 80	1	FRAME	(20/10/2014 - ...)	
	• 1079 9922 39	2	WARNING LABEL		
	• 1079 9903 48	4	WARNING LABEL	(20/10/2014 - 22/01/2015)	
	• 1622 0000 20	4	DECAL SYMBOLS	(23/01/2015 - ...)	
1020	1622 8960 81	1	PANEL	(30/07/2009 - ...)	4)
	•	1	PANEL		
	•• 1079 9915 98	1	LABEL		
	•• 1079 9915 89	1	LABEL		
1025	•• 1622 8979 80	1	PANEL		1)
	☞ Substituted by:	1622 8979 81	DOOR (quantity: 1)		
1026	••• 1622 8991 80	1	LOCK		
1030	0147 1963 08	4	SCREW	(30/07/2009 - ...)	
1040	1625 7455 81	1	PANEL	(30/07/2009 - 05/06/2010)	HAT:N
1040	1622 7258 80	1	PANEL	(06/06/2010 - ...)	HAT:N
1041	• 1622 5273 80	1	DOOR		
1042	•• 1619 7705 00	1	LOCK		
	☞ Substituted by:	1619 7704 00	LOCK (quantity: 1)		
1043	•• 1079 9903 48	1	WARNING LABEL	(06/06/2010 - 22/01/2015)	HAT:N
1043	•• 1622 0000 20	1	DECAL SYMBOLS	(23/01/2015 - ...)	HAT:N
1040	1622 7089 80	1	PANEL	(06/06/2010 - ...)	HAT:Y
1041	• 1622 7090 80	1	DOOR		
1042	•• 1619 7705 00	1	LOCK		
	☞ Substituted by:	1619 7704 00	LOCK (quantity: 1)		
1043	•• 1079 9903 48	1	WARNING LABEL	(06/06/2010 - 22/01/2015)	HAT:Y
1043	•• 1622 0000 20	1	DECAL SYMBOLS	(23/01/2015 - ...)	HAT:Y
1044	•• 1089 9556 09	1	AIR INLET		
1040	1625 7475 81	1	PANEL	(30/07/2009 - 05/06/2010)	HAT:Y
	•	1	PANEL		
1041	•• 1625 7474 80	1	PANEL		
1042	••• 1622 3633 81	1	LOCK		
1043	••• 1079 9903 48	1	WARNING LABEL		
1044	••• 1089 9556 09	1	AIR INLET		
1050	0147 1963 08	4	SCREW	(30/07/2009 - ...)	
1060	0147 1963 08	6	SCREW	(30/07/2009 - ...)	
1090	1622 5223 80	1	ROOF	(30/07/2009 - ...)	4)
1100	0147 1963 08	8	SCREW	(30/07/2009 - ...)	
1110	1622 7098 81	1	DOOR	(30/07/2009 - ...)	3)
	•	1	DOOR		
	•• 1622 7537 80	2	LOCK		
1120	1622 7093 81	1	DOOR	(30/07/2009 - ...)	3)
	•	1	DOOR		
	•• 1622 7537 80	2	LOCK		
1130	1622 7200 81	1	DOOR	(30/07/2009 - 09/01/2013)	3)
	•	1	DOOR		
	•• 1622 7537 80	2	LOCK		

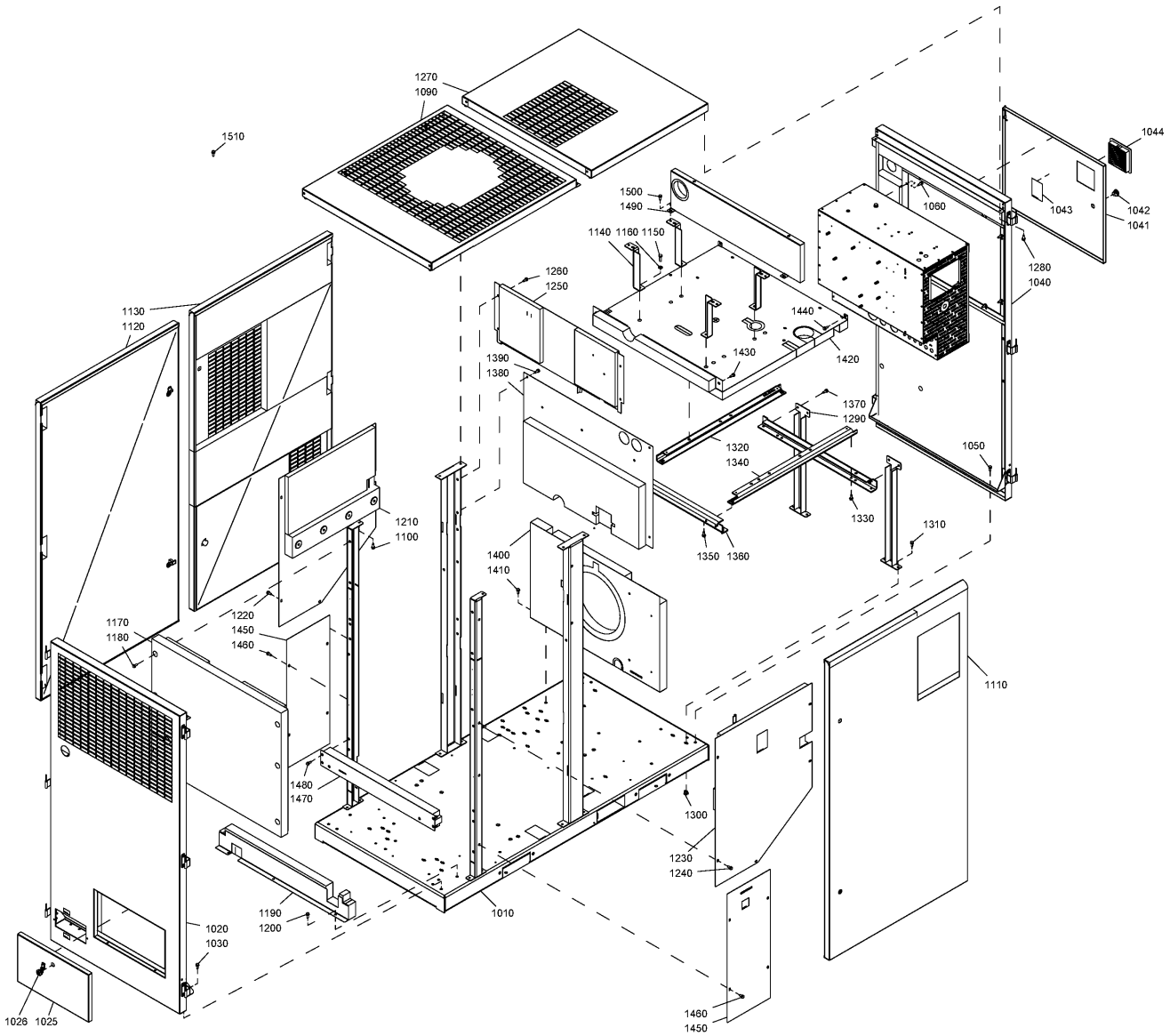
Remarks:

1-4) Lined with: 1) Foam: 0395 6001 66 (AR) 25 x 2040 x 1650 - (self-adhesive) 2) Foam: 0395 6001 67 (AR) 30 x 2040 x 1650 - (self-adhesive) 3) Foam: 0395 6001 68 (AR) 40 x 2040 x 1650 - (self-adhesive) 4) Foam: 0395 6001 69 (AR) 50 x 2040 x 1650 - (self-adhesive)

Legend:

HAT:N - High ambient temperature version:reduced ambient condition (Increased FAD) - max 46° / 115°F
MODEL:ZT30_08 - Model:ZT 30

HAT:Y - High ambient temperature version:High ambient condition IDRY:ID - Integrated dryer:ID dryer
MODEL:ZT37_08 - Model:ZT 37
MODEL:ZT45_08 - Model:ZT 45



36 - Bodywork ZT Full feature ID

(MODEL:ZT30_08 , MODEL:ZT37_08 , MODEL:ZT45_08) + IDRY:ID

Ref	Part Number	Qty	Name	Validity	R.
1130	1625 7495 80	1	DOOR	(10/01/2013 - ...)	3)
	• 1622 7537 80	2	LOCK		
1140	1622 8936 00	4	SUPPORT	(30/07/2009 - ...)	
1150	0147 1363 03	4	HEX.BOLT	(30/07/2009 - ...)	
1160	0301 2344 00	4	WASHER	(30/07/2009 - ...)	
1170	1622 4926 80	1	BAFFLE	(30/07/2009 - ...)	1)4)
1180	0147 1963 08	6	SCREW	(30/07/2009 - ...)	
1190	1622 4930 80	1	BAFFLE	(30/07/2009 - ...)	4)
1200	0147 1963 08	3	SCREW	(30/07/2009 - ...)	
1210	1622 7546 80	1	BAFFLE	(30/07/2009 - ...)	1)4)
	• 1079 9903 48	1	WARNING LABEL	(30/07/2009 - 22/01/2015)	
1220	0147 1963 08	5	SCREW	(30/07/2009 - ...)	
1230	1622 7545 80	1	BAFFLE	(30/07/2009 - ...)	1)4)
	• 1079 9903 48	1	WARNING LABEL	(30/07/2009 - 22/01/2015)	
1240	0147 1963 08	5	SCREW	(30/07/2009 - ...)	
1250	1622 4932 80	1	BAFFLE	(30/07/2009 - 08/01/2013)	1)
1250	1625 8835 80	1	BAFFLE	(09/01/2013 - ...)	1)
1260	0147 1963 08	4	SCREW	(30/07/2009 - ...)	
1270	1622 8108 80	1	ROOF	(30/07/2009 - ...)	4)
1280	0147 1963 08	4	SCREW	(30/07/2009 - ...)	
1290	1622 4903 00	2	SUPPORT	(30/07/2009 - ...)	
1300	0298 1000 43	4	BLIND RIVET NUT	(30/07/2009 - ...)	
1310	0147 1963 08	4	SCREW	(30/07/2009 - ...)	
1320	1622 4970 81	1	SUPPORT	(30/07/2009 - ...)	
1330	0147 1962 72	2	HEXAGON BOLT	(30/07/2009 - ...)	
1340	1622 8106 81	1	SUPPORT	(30/07/2009 - ...)	
1350	0147 1962 72	2	HEXAGON BOLT	(30/07/2009 - ...)	
1360	1622 4919 00	2	SUPPORT	(30/07/2009 - ...)	
1370	0147 1962 72	6	HEXAGON BOLT	(30/07/2009 - ...)	
1380	1622 8105 81	1	BAFFLE	(30/07/2009 - ...)	4)
1390	0147 1963 08	4	SCREW	(30/07/2009 - ...)	
1400	1625 7444 81	1	BAFFLE	(30/07/2009 - ...) MODEL:ZT30_08	4)
1400	1625 7445 81	1	BAFFLE	(30/07/2009 - ...) MODEL:ZT37_08 , MODEL:ZT45_08	4)
1410	0147 1963 08	3	SCREW	(30/07/2009 - ...)	
1420	1622 8107 81	1	BAFFLE	(30/07/2009 - ...)	4)
1430	0147 1963 08	2	SCREW	(30/07/2009 - ...)	
1440	0147 1963 08	2	SCREW	(30/07/2009 - ...)	
1450	1622 7544 80	2	BAFFLE	(30/07/2009 - ...)	
	• 1079 9902 55	1	LABEL		
1460	0147 1963 08	8	SCREW	(30/07/2009 - ...)	
1470	1622 7057 81	1	BAFFLE	(30/07/2009 - ...) HAT:N	4)
1480	0147 1963 08	4	SCREW	(30/07/2009 - ...) HAT:N	
1490	1622 7284 80	1	BAFFLE	(30/07/2009 - 21/03/2011)	2)
1490	1625 8564 80	1	BAFFLE	(22/03/2011 - ...)	2)
1500	0147 1963 08	2	SCREW	(30/07/2009 - ...)	
1510	0147 1962 72	4	HEXAGON BOLT	(30/07/2009 - ...)	

Remarks:

1-4) Lined with: 1) Foam: 0395 6001 66 (AR) 25 x 2040 x 1650 - (self-adhesive) 2) Foam: 0395 6001 67 (AR) 30 x 2040 x 1650 - (self-adhesive) 3) Foam: 0395 6001 68 (AR) 40 x 2040 x 1650 - (self-adhesive) 4) Foam: 0395 6001 69 (AR) 50 x 2040 x 1650 - (self-adhesive)

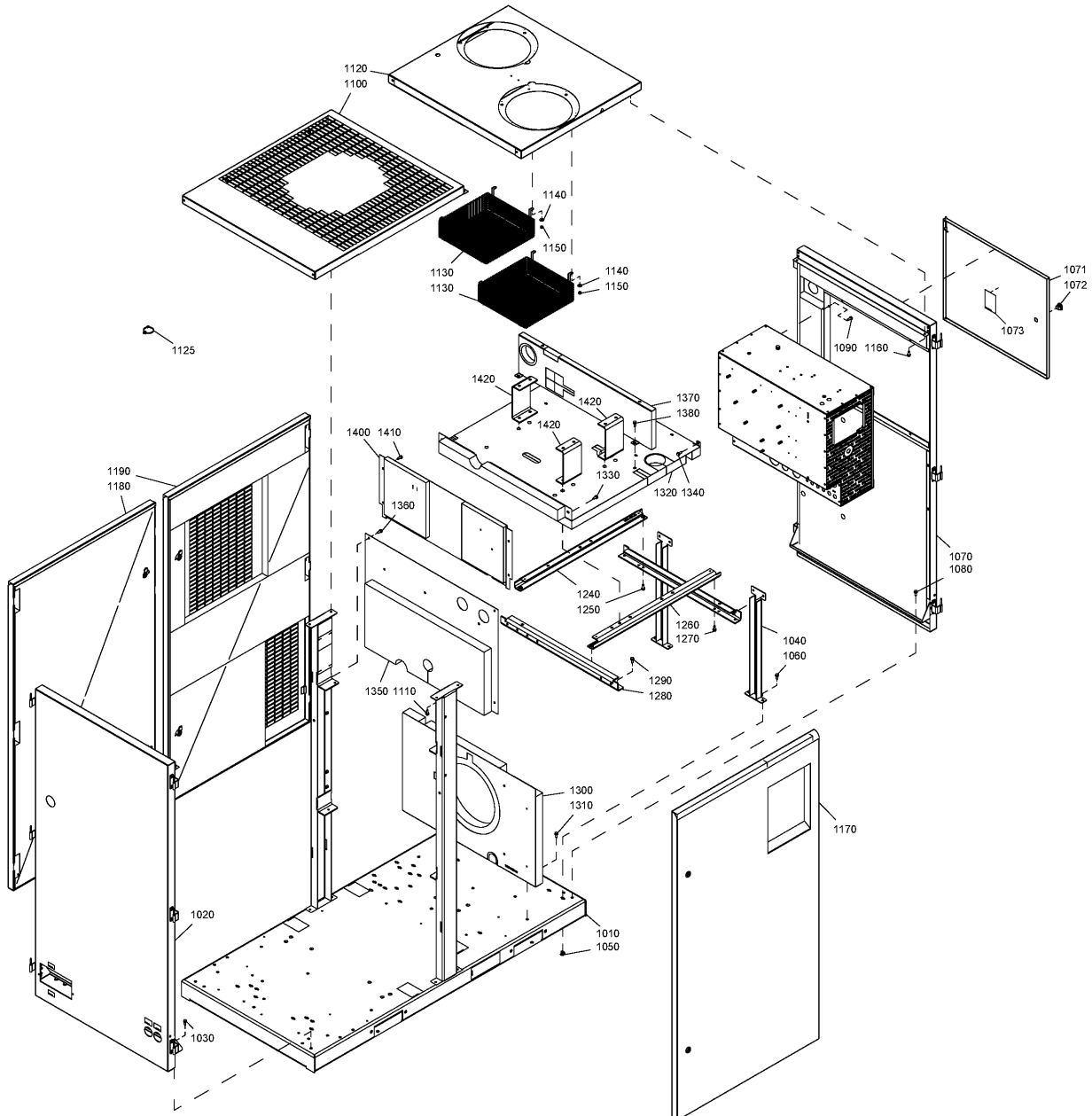
Legend:

HAT:N - High ambient temperature version:reduced ambient condition (Increased FAD) - max 46° / 115°F
MODEL:ZT30_08 - Model:ZT 30

HAT:Y - High ambient temperature version:High ambient condition IDRY:ID - Integrated dryer:ID dryer
MODEL:ZT37_08 - Model:ZT 37
MODEL:ZT45_08 - Model:ZT 45

37 - Bodywork ZR Full feature IMD

(MODEL:ZR30_08 , MODEL:ZR37_08 , MODEL:ZR45_08) + HAT:N + IDRY:IMD



37 - Bodywork ZR Full feature IMD

(MODEL:ZR30_08 , MODEL:ZR37_08 , MODEL:ZR45_08) + HAT:N + IDRY:IMD

Ref	Part Number	Qty	Name	Validity	R.
1010	1622 8940 80	1	FRAME	(30/07/2009 - 19/10/2014)	
	• 1079 9922 39	2	WARNING LABEL		
	• 1079 9903 48	4	WARNING LABEL		
1010	1625 8886 80	1	FRAME	(20/10/2014 - ...)	
	• 1079 9922 39	2	WARNING LABEL		
	• 1079 9903 48	4	WARNING LABEL	(20/10/2014 - 22/01/2015)	
	• 1622 0000 20	4	DECAL SYMBOLS	(23/01/2015 - ...)	
1020	1622 8992 81	1	PANEL	(30/07/2009 - ...)	4)
	•	1	PANEL		
	•• 1079 9915 98	1	LABEL		
	•• 1079 9915 89	1	LABEL		
	•• 1079 9913 79	1	STICKER FD450-1200		
	•• 1079 9913 69	1	STICKER FD450-1200		
1030	0147 1963 08	4	SCREW	(30/07/2009 - ...)	
1040	1622 4903 00	2	SUPPORT	(30/07/2009 - ...)	
1050	0298 1000 43	4	BLIND RIVET NUT	(30/07/2009 - ...)	
1060	0147 1963 08	4	SCREW	(30/07/2009 - ...)	
1070	1625 7455 81	1	PANEL	(30/07/2009 - 05/06/2010)	4)
1070	1622 7258 80	1	PANEL	(06/06/2010 - ...)	
1071	• 1622 5273 80	1	DOOR		
1072	•• 1619 7705 00	1	LOCK		
	↳ Substituted by:	1619 7704 00	LOCK (quantity: 1)		
1073	•• 1079 9903 48	1	WARNING LABEL	(06/06/2010 - 22/01/2015)	
1073	•• 1622 0000 20	1	DECAL SYMBOLS	(23/01/2015 - ...)	
1080	0147 1963 08	4	SCREW	(30/07/2009 - ...)	
1090	0147 1963 08	6	SCREW	(30/07/2009 - ...)	
1100	1622 5223 80	1	ROOF	(30/07/2009 - ...)	4)
1110	0147 1963 08	6	SCREW	(30/07/2009 - ...)	
1120	1622 8937 81	1	ROOF	(30/07/2009 - 20/01/2013)	4)
	•	1	ROOF		
	•• 1088 1001 01	2	WARNING MARK		
1120	1625 8807 80	1	ROOF	(21/01/2013 - ...)	4)
	• 1088 1001 01	2	WARNING MARK		
1125	0348 0102 12	2	CLAMP	(13/02/2015 - ...)	
1130	1622 7029 00	2	GRATING	(30/07/2009 - ...)	
1140	0300 0274 34	8	WASHER	(30/07/2009 - ...)	
1150	0266 2110 00	8	NUT	(30/07/2009 - ...)	
1160	0147 1963 08	4	SCREW	(30/07/2009 - ...)	
1170	1622 7098 81	1	DOOR	(30/07/2009 - ...)	3)
	•	1	DOOR		
	•• 1622 7537 80	2	LOCK		
1180	1622 7093 81	1	DOOR	(30/07/2009 - ...)	3)
	•	1	DOOR		
	•• 1622 7537 80	2	LOCK		
1190	1622 7201 81	1	DOOR	(30/07/2009 - ...)	3)
	•	1	DOOR		
	•• 1622 7537 80	2	LOCK		

Remarks:

1-4) Lined with: 1) Foam: 0395 6001 66 (AR) 25 x 2040 x 1650 - (self-adhesive) 2) Foam: 0395 6001 67 (AR) 30 x 2040 x 1650 - (self-adhesive) 3) Foam: 0395 6001 68 (AR) 40 x 2040 x 1650 - (self-adhesive) 4) Foam: 0395 6001 69 (AR) 50 x 2040 x 1650 - (self-adhesive)

Legend:

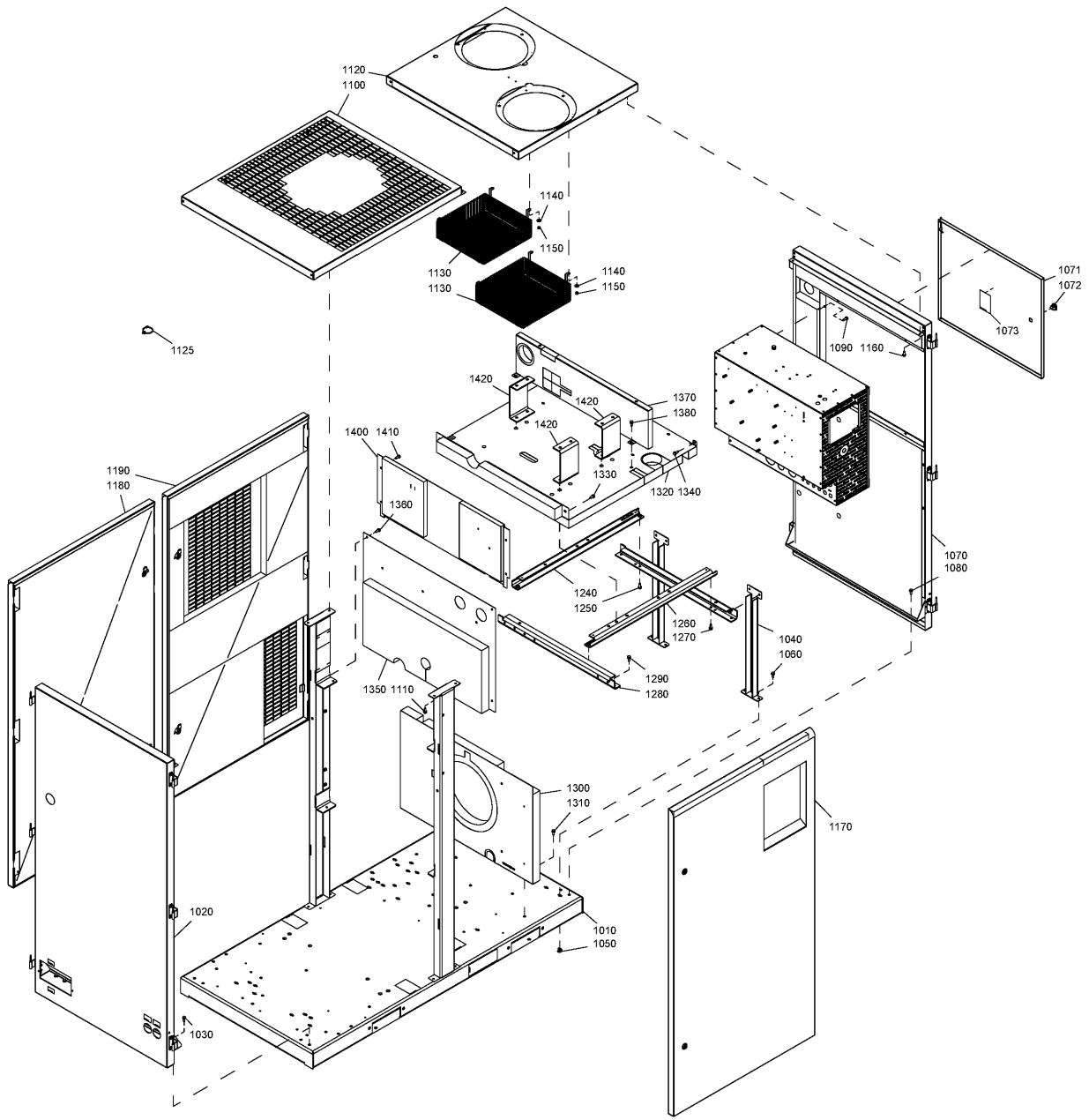
HAT:N - High ambient temperature version:reduced ambient condition (Increased FAD) - max 46° / 115°F
MODEL:ZR37_08 - Model:ZR 37

IDRY:IMD - Integrated dryer:IMD dryer
MODEL:ZR45_08 - Model:ZR 45

MODEL:ZR30_08 - Model:ZR 30

37 - Bodywork ZR Full feature IMD

(MODEL:ZR30_08 , MODEL:ZR37_08 , MODEL:ZR45_08) + HAT:N + IDRY:IMD



37 - Bodywork ZR Full feature IMD

(MODEL:ZR30_08 , MODEL:ZR37_08 , MODEL:ZR45_08) + HAT:N + IDRY:IMD

Ref	Part Number	Qty	Name	Validity	R.
1240	1622 4970 81	1	SUPPORT	(30/07/2009 - ...)	
1250	0147 1962 72	2	HEXAGON BOLT	(30/07/2009 - ...)	
1260	1622 8106 81	1	SUPPORT	(30/07/2009 - ...)	
1270	0147 1962 72	2	HEXAGON BOLT	(30/07/2009 - ...)	
1280	1622 4919 00	2	SUPPORT	(30/07/2009 - ...)	
1290	0147 1962 72	6	HEXAGON BOLT	(30/07/2009 - ...)	
1300	1625 7444 81	1	BAFFLE	(30/07/2009 - ...) MODEL:ZR30_08	4)
1300	1625 7445 81	1	BAFFLE	(30/07/2009 - ...) MODEL:ZR37_08 , MODEL:ZR45_08	4)
1310	0147 1963 08	3	SCREW	(30/07/2009 - ...)	
1320	1622 8107 81	1	BAFFLE	(30/07/2009 - ...)	4)
1330	0147 1963 08	2	SCREW	(30/07/2009 - ...)	
1340	0147 1963 08	2	SCREW	(30/07/2009 - ...)	
1350	1622 5286 80	1	BAFFLE	(30/07/2009 - 13/01/2013)	4)
	• 1503 1056 00	AR	SEAL		
1350	1622 5286 81	1	BAFFLE	(14/01/2013 - ...)	4)
	• 1503 1056 00	AR	SEAL		
1360	0147 1963 08	4	SCREW	(30/07/2009 - ...)	
1370	1622 6867 80	1	ASSEMBLY	(30/07/2009 - 21/03/2011)	
1370	1625 8572 80	1	BAFFLE	(22/03/2011 - 08/01/2013)	2)
1370	1625 8833 80	1	BAFFLE	(09/01/2013 - ...)	
1380	0147 1963 08	2	SCREW	(30/07/2009 - ...)	
1400	1622 4932 80	1	BAFFLE	(30/07/2009 - 08/01/2013)	1)
1400	1625 8835 80	1	BAFFLE	(09/01/2013 - ...)	1)
1410	0147 1963 08	2	SCREW	(30/07/2009 - ...)	
1420	1625 8580 00	3	SUPPORT	(09/01/2013 - 02/06/2013)	

Remarks:

1-4) Lined with: 1) Foam: 0395 6001 66 (AR) 25 x 2040 x 1650 - (self-adhesive) 2) Foam: 0395 6001 67 (AR) 30 x 2040 x 1650 - (self-adhesive) 3) Foam: 0395 6001 68 (AR) 40 x 2040 x 1650 - (self-adhesive) 4) Foam: 0395 6001 69 (AR) 50 x 2040 x 1650 - (self-adhesive)

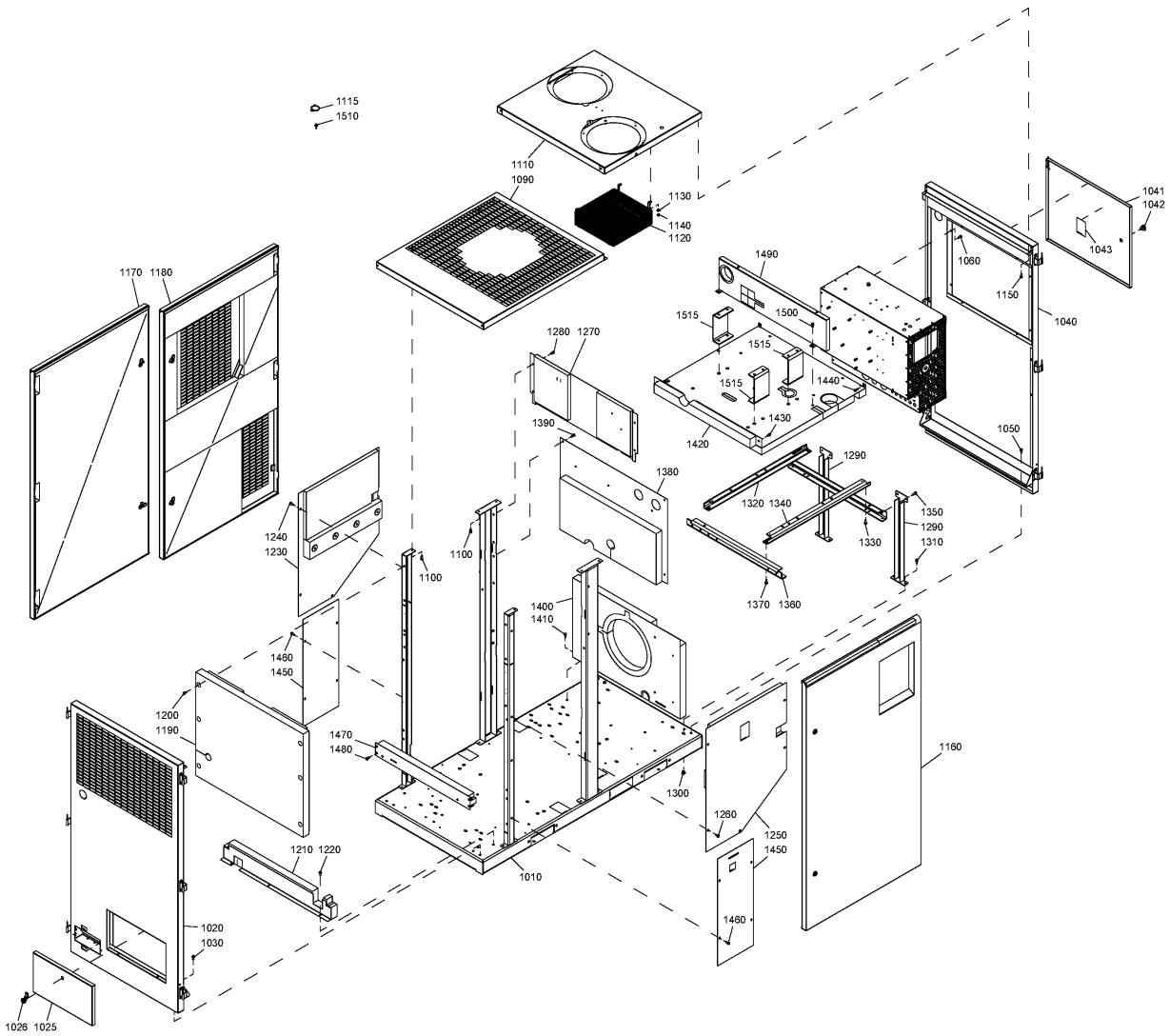
Legend:

HAT:N - High ambient temperature version:reduced ambient condition (Increased FAD) - max 46° / 115°F
MODEL:ZR37_08 - Model:ZR 37

IDRY:IMD - Integrated dryer:IMD dryer
MODEL:ZR45_08 - Model:ZR 45

MODEL:ZR30_08 - Model:ZR 30

38 - Bodywork ZT Full feature IMD
(MODEL:ZT30_08 , MODEL:ZT37_08 , MODEL:ZT45_08) + HAT:N + IDRY:IMD



38 - Bodywork ZT Full feature IMD

(MODEL:ZT30_08 , MODEL:ZT37_08 , MODEL:ZT45_08) + HAT:N + IDRY:IMD

Ref	Part Number	Qty	Name	Validity	R.
1010	1622 8940 80	1	FRAME	(30/07/2009 - 19/10/2014)	
	• 1079 9922 39	2	WARNING LABEL		
	• 1079 9903 48	4	WARNING LABEL		
1010	1625 8886 80	1	FRAME	(20/10/2014 - ...)	
	• 1079 9922 39	2	WARNING LABEL		
	• 1079 9903 48	4	WARNING LABEL	(20/10/2014 - 22/01/2015)	
	• 1622 0000 20	4	DECAL SYMBOLS	(23/01/2015 - ...)	
1020	1622 8960 81	1	PANEL	(30/07/2009 - ...)	4)
	•	1	PANEL		
	•• 1079 9915 98	1	LABEL		
	•• 1079 9915 89	1	LABEL		
1025	•• 1622 8979 80	1	PANEL		
	☞ Substituted by:	1622 8979 81 - DOOR (quantity: 1)			
1026	••• 1622 8991 80	1	LOCK		
1030	0147 1963 08	4	SCREW	(30/07/2009 - ...)	
1040	1625 7455 81	1	PANEL	(30/07/2009 - 05/06/2010)	4)
1040	1622 7258 80	1	PANEL	(06/06/2010 - ...)	
1041	• 1622 5273 80	1	DOOR		
1042	•• 1619 7704 00	1	LOCK		
	☞ Substituted by:	1619 7704 00 - LOCK (quantity: 1)			
1043	•• 1079 9903 48	1	WARNING LABEL	(06/06/2010 - 22/01/2015)	
1043	•• 1622 0000 20	1	DECAL SYMBOLS	(23/01/2015 - ...)	
1050	0147 1963 08	4	SCREW	(30/07/2009 - ...)	
1060	0147 1963 08	6	SCREW	(30/07/2009 - ...)	
1090	1622 5223 80	1	ROOF	(30/07/2009 - ...)	4)
1100	0147 1963 08	8	SCREW	(30/07/2009 - ...)	
1110	1622 8937 81	1	ROOF	(30/07/2009 - 20/01/2013)	4)
	•	1	ROOF		
	•• 1088 1001 01	2	WARNING MARK		
1110	1625 8807 80	1	ROOF	(21/01/2013 - ...)	4)
	• 1088 1001 01	2	WARNING MARK		
1115	0348 0102 12	2	CLAMP	(13/02/2015 - ...)	
1120	1622 7029 00	2	GRATING	(30/07/2009 - ...)	
1130	0300 0274 34	8	WASHER	(30/07/2009 - ...)	
1140	0266 2110 00	8	NUT	(30/07/2009 - ...)	
1150	0147 1963 08	4	SCREW	(30/07/2009 - ...)	
1160	1622 7098 81	1	DOOR	(30/07/2009 - ...)	3)
	•	1	DOOR		
	•• 1622 7537 80	2	LOCK		
1170	1622 7093 81	1	DOOR	(30/07/2009 - ...)	3)
	•	1	DOOR		
	•• 1622 7537 80	2	LOCK		
1180	1622 7201 81	1	DOOR	(30/07/2009 - ...)	3)
1190	1622 4926 80	1	BAFFLE	(30/07/2009 - ...)	1)4)
1200	0147 1963 08	6	SCREW	(30/07/2009 - ...)	
1210	1622 4930 80	1	BAFFLE	(30/07/2009 - ...)	4)
1220	0147 1963 08	3	SCREW	(30/07/2009 - ...)	

Remarks:

1-4) Lined with: 1) Foam: 0395 6001 66 (AR) 25 x 2040 x 1650 - (self-adhesive) 2) Foam: 0395 6001 67 (AR) 30 x 2040 x 1650 - (self-adhesive) 3) Foam: 0395 6001 68 (AR) 40 x 2040 x 1650 - (self-adhesive) 4) Foam: 0395 6001 69 (AR) 50 x 2040 x 1650 - (self-adhesive)

Legend:

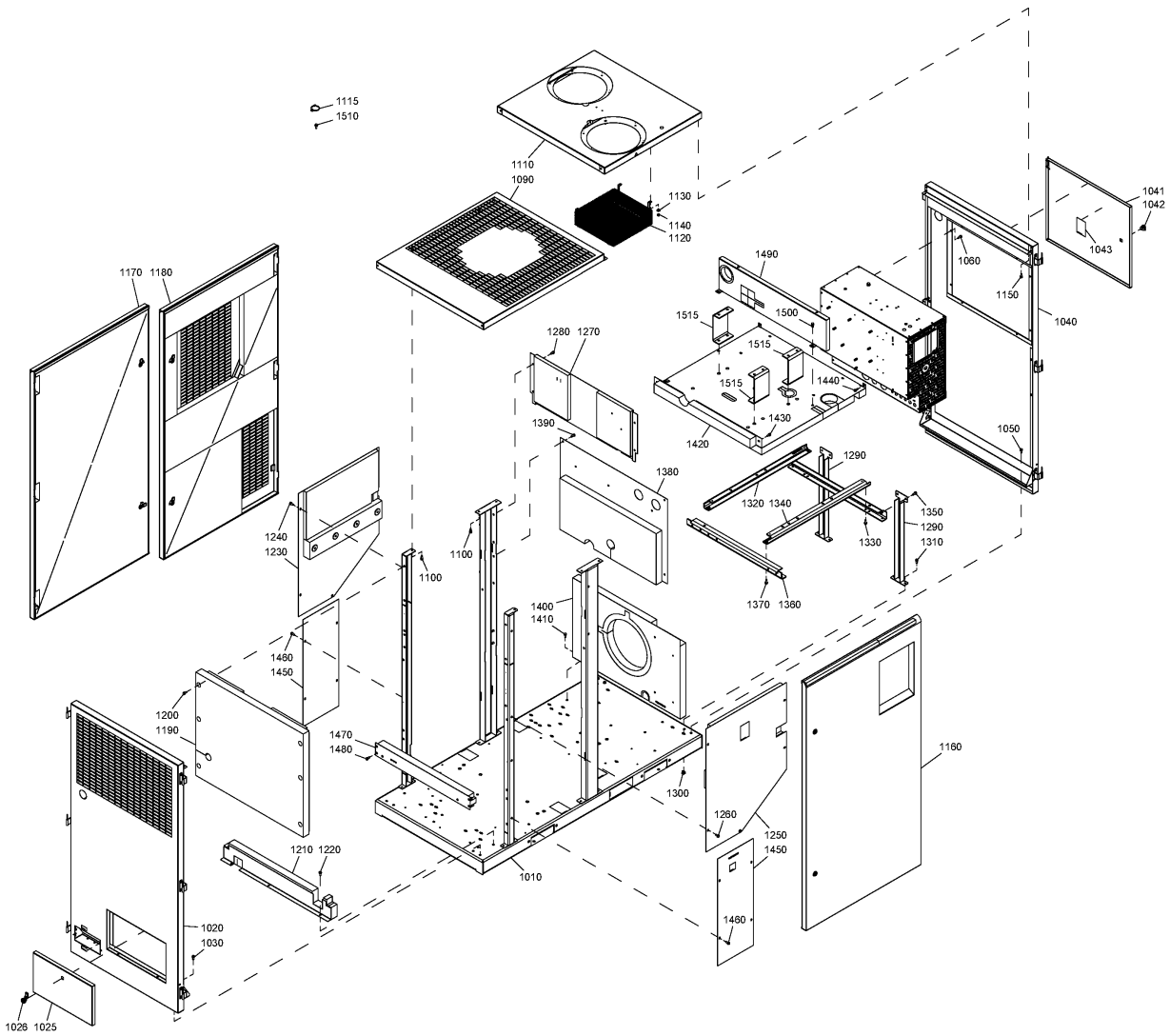
HAT:N - High ambient temperature version:reduced ambient condition (Increased FAD) - max 46° / 115°F
MODEL:ZT37_08 - Model:ZT 37

IDRY:IMD - Integrated dryer:IMD dryer
MODEL:ZT45_08 - Model:ZT 45

MODEL:ZT30_08 - Model:ZT 30

38 - Bodywork ZT Full feature IMD

(MODEL:ZT30_08 , MODEL:ZT37_08 , MODEL:ZT45_08) + HAT:N + IDRY:IMD



38 - Bodywork ZT Full feature IMD

(MODEL:ZT30_08 , MODEL:ZT37_08 , MODEL:ZT45_08) + HAT:N + IDRY:IMD

Ref	Part Number	Qty	Name	Validity	R.
1230	1622 7546 80	1	BAFFLE	(30/07/2009 - ...)	1)4)
	• 1079 9903 48	1	WARNING LABEL	(30/07/2009 - 22/01/2015)	
	• 1622 0000 20	1	DECAL SYMBOLS	(23/01/2015 - ...)	
1240	0147 1963 08	5	SCREW	(30/07/2009 - ...)	
1250	1622 7545 80	1	BAFFLE	(30/07/2009 - ...)	1)4)
	• 1079 9903 48	1	WARNING LABEL	(30/07/2009 - 22/01/2015)	
	• 1622 0000 20	1	DECAL SYMBOLS	(23/01/2015 - ...)	
1260	0147 1963 08	5	SCREW	(30/07/2009 - ...)	
1270	1622 4932 80	1	BAFFLE	(30/07/2009 - 08/01/2013)	1)
1270	1625 8835 80	1	BAFFLE	(09/01/2013 - ...)	1)
1280	0147 1963 08	4	SCREW	(30/07/2009 - ...)	
1290	1622 4903 00	2	SUPPORT	(30/07/2009 - ...)	
1300	0298 1000 43	4	BLIND RIVET NUT	(30/07/2009 - ...)	
1310	0147 1963 08	4	SCREW	(30/07/2009 - ...)	
1320	1622 4970 81	1	SUPPORT	(30/07/2009 - ...)	
1330	0147 1962 72	2	HEXAGON BOLT	(30/07/2009 - ...)	
1340	1622 8106 81	1	SUPPORT	(30/07/2009 - ...)	
1350	0147 1962 72	2	HEXAGON BOLT	(30/07/2009 - ...)	
1360	1622 4919 00	2	SUPPORT	(30/07/2009 - ...)	
1370	0147 1962 72	6	HEXAGON BOLT	(30/07/2009 - ...)	
1380	1622 5286 80	1	BAFFLE	(30/07/2009 - 13/01/2013)	4)
	• 1503 1056 00	AR	SEAL		
1380	1622 5286 81	1	BAFFLE	(14/01/2013 - ...)	4)
	• 1503 1056 00	AR	SEAL		
1390	0147 1963 08	4	SCREW	(30/07/2009 - ...)	
1400	1625 7444 81	1	BAFFLE	(30/07/2009 - ...)	MODEL:ZT30_08 4)
1400	1625 7445 81	1	BAFFLE	(30/07/2009 - ...)	MODEL:ZT37_08 , MODEL:ZT45_08 4)
1410	0147 1963 08	3	SCREW	(30/07/2009 - ...)	
1420	1622 8107 81	1	BAFFLE	(30/07/2009 - ...)	4)
1430	0147 1963 08	2	SCREW	(30/07/2009 - ...)	
1440	0147 1963 08	2	SCREW	(30/07/2009 - ...)	
1450	1622 7544 80	2	BAFFLE	(30/07/2009 - ...)	
1460	0147 1963 08	8	SCREW	(30/07/2009 - ...)	
1470	1622 7057 81	1	BAFFLE	(30/07/2009 - ...)	4)
1480	0147 1963 08	4	SCREW	(30/07/2009 - ...)	
1490	1622 6867 80	1	BAFFLE	(30/07/2009 - 21/03/2011)	2)
1490	1625 8572 80	1	BAFFLE	(22/03/2011 - 08/01/2013)	2)
1490	1625 8833 80	1	BAFFLE	(09/01/2013 - ...)	2)
1500	0147 1963 08	2	SCREW	(30/07/2009 - ...)	
1510	0147 1962 72	4	HEXAGON BOLT	(30/07/2009 - ...)	
1515	1625 8580 00	3	SUPPORT	(09/01/2013 - 02/06/2013)	

Remarks:

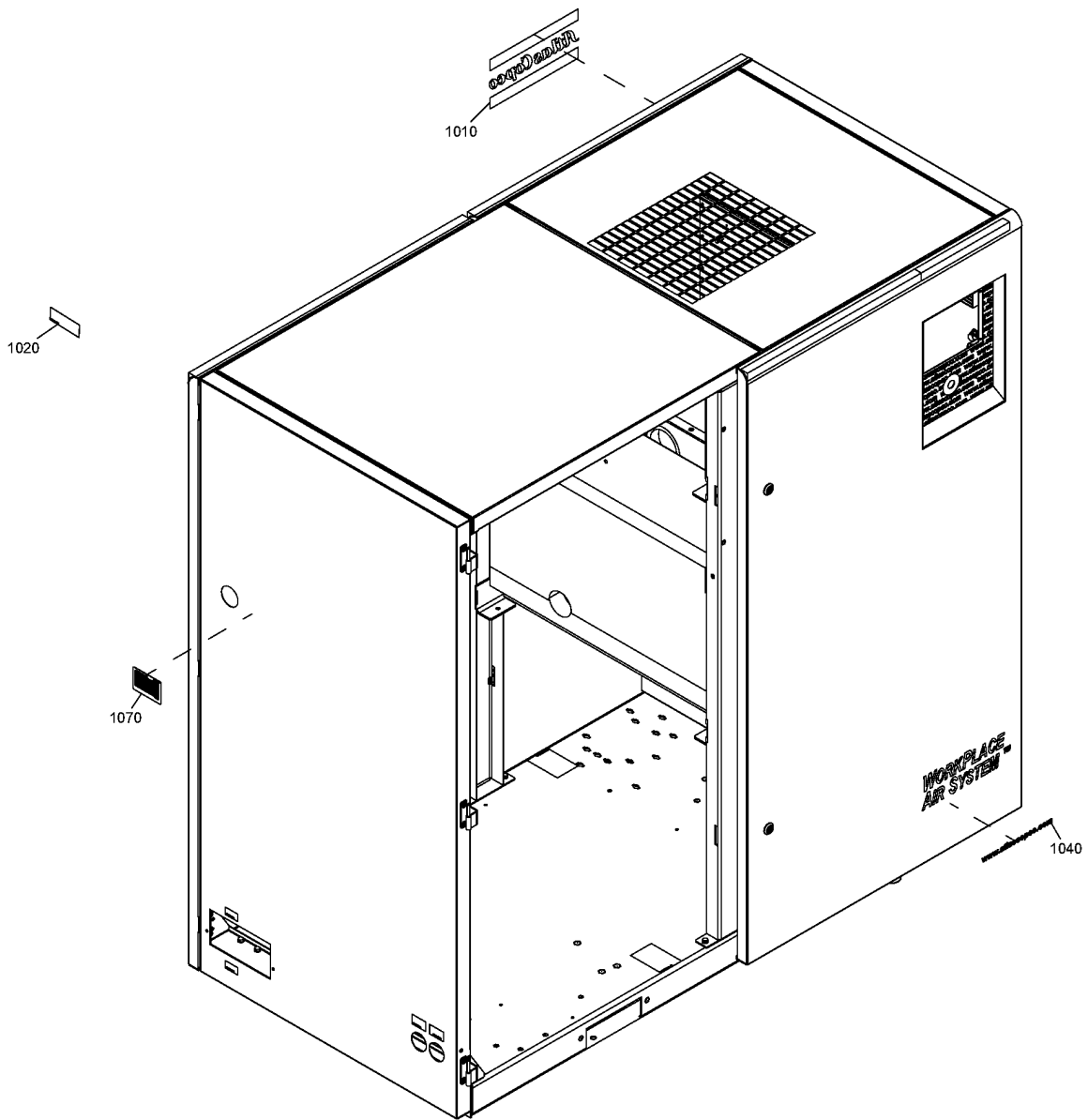
1-4) Lined with: 1) Foam: 0395 6001 66 (AR) 25 x 2040 x 1650 - (self-adhesive) 2) Foam: 0395 6001 67 (AR) 30 x 2040 x 1650 - (self-adhesive) 3) Foam: 0395 6001 68 (AR) 40 x 2040 x 1650 - (self-adhesive) 4) Foam: 0395 6001 69 (AR) 50 x 2040 x 1650 - (self-adhesive)

Legend:

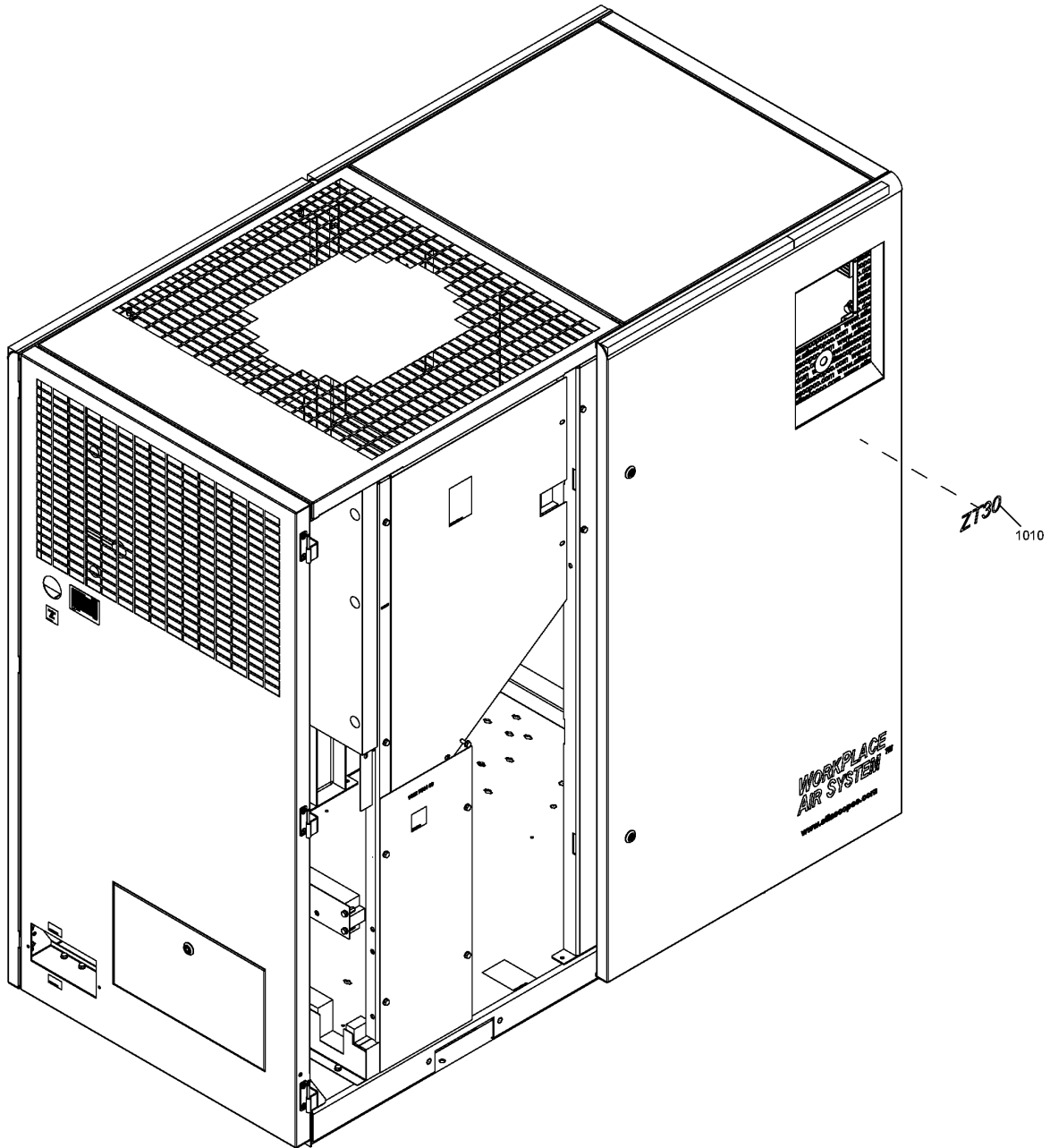
HAT:N - High ambient temperature version:reduced ambient condition (Increased FAD) - max 46° / 115°F
MODEL:ZT37_08 - Model:ZT 37

IDRY:IMD - Integrated dryer:IMD dryer
MODEL:ZT45_08 - Model:ZT 45

MODEL:ZT30_08 - Model:ZT 30



Ref	Part Number	Qty	Name	Validity
1010	0690 1132 01	2	HOUSE MARK	(30/07/2009 - ...)
1020	1079 9901 29	1	LABEL	(30/07/2009 - 30/11/2012)
1040	1079 9920 83	1	LABEL WEBSITE	(30/07/2009 - ...)
1070		2	DATA PLATE	



39.2 - Decal Pack

IDRY:N



Ref	Part Number	Qty	Name	Validity
1010	1622 6828 08	1	DECAL	(28/05/2013 - ...) MODEL:ZT30_08
1010	1622 6828 10	1	DECAL	(28/05/2013 - ...) MODEL:ZT37_08
1010	1622 6828 12	1	DECAL	(28/05/2013 - ...) MODEL:ZT45_08
1010	1622 6828 14	1	DECAL	(28/05/2013 - ...) MODEL:ZR30_08
1010	1622 6828 16	1	DECAL	(28/05/2013 - ...) MODEL:ZR37_08
1010	1622 6828 18	1	DECAL	(28/05/2013 - ...) MODEL:ZR45_08

Legend:

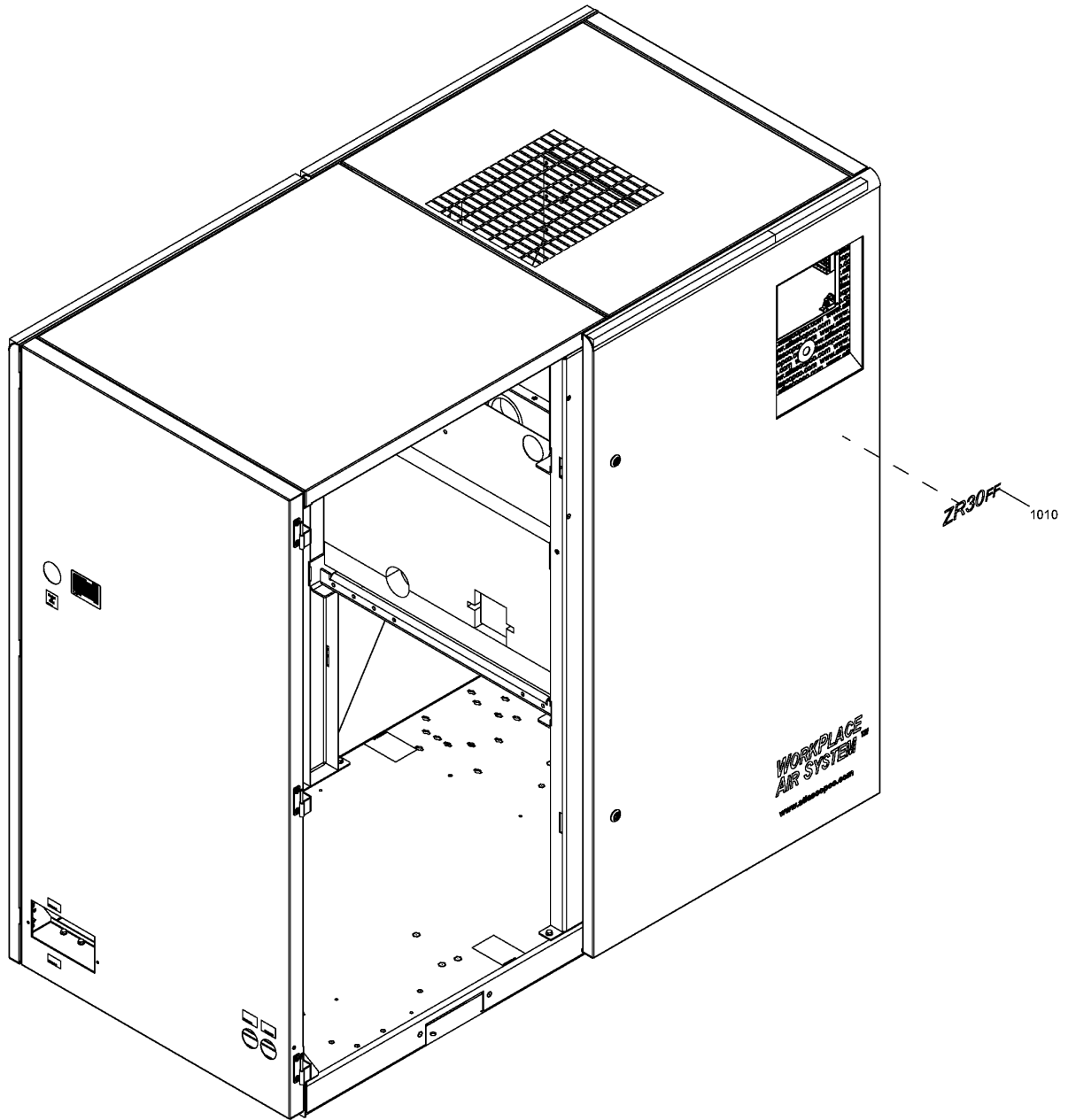
IDRY:N - Integrated dryer:No
MODEL:ZR45_08 - Model:ZR 45
MODEL:ZT45_08 - Model:ZT 45

MODEL:ZR30_08 - Model:ZR 30
MODEL:ZT30_08 - Model:ZT 30

MODEL:ZR37_08 - Model:ZR 37
MODEL:ZT37_08 - Model:ZT 37

39.3 - Decal Full feature

IDRY:ID , IDRY:IMD



39.3 - Decal Full feature

IDRY:ID , IDRY:IMD

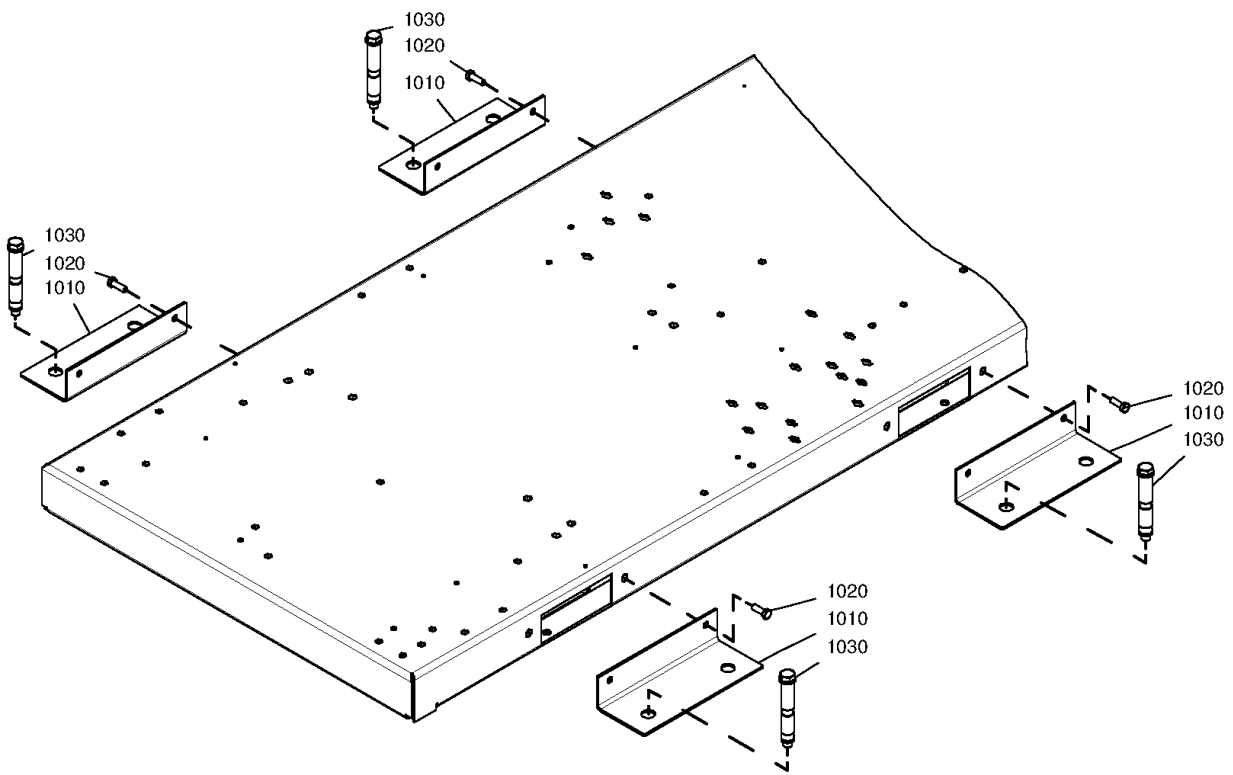
Ref	Part Number	Qty	Name	Validity
1010	1622 6828 07	1	DECAL	(28/05/2013 - ...) MODEL:ZT30_08
1010	1622 6828 09	1	DECAL	(28/05/2013 - ...) MODEL:ZT37_08
1010	1622 6828 11	1	DECAL	(28/05/2013 - ...) MODEL:ZT45_08
1010	1622 6828 13	1	DECAL	(28/05/2013 - ...) MODEL:ZR30_08
1010	1622 6828 15	1	DECAL	(28/05/2013 - ...) MODEL:ZR37_08
1010	1622 6828 17	1	DECAL	(28/05/2013 - ...) MODEL:ZR45_08

Legend:

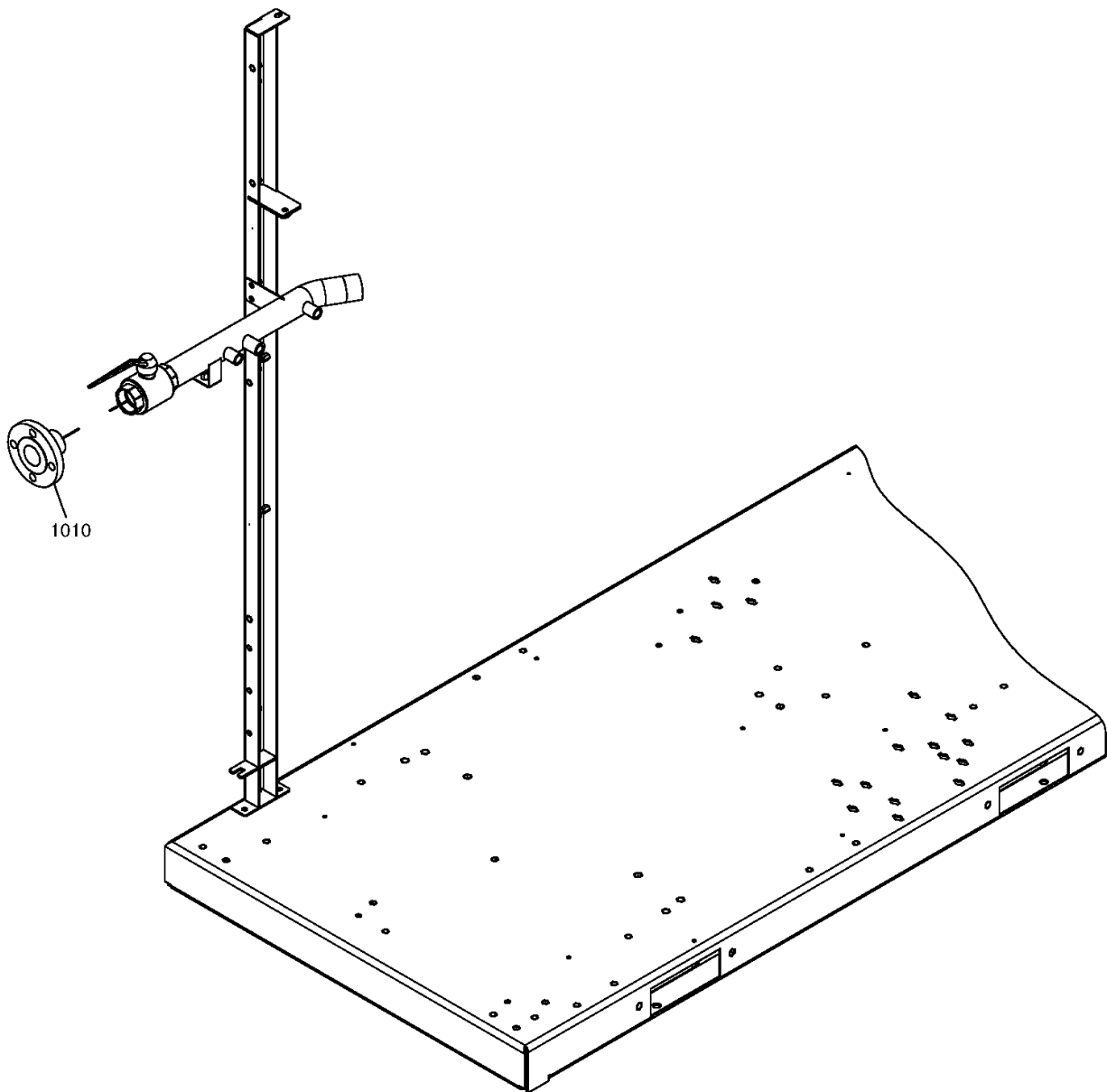
IDRY:ID - Integrated dryer:ID dryer
MODEL:ZR37_08 - Model:ZR 37
MODEL:ZT37_08 - Model:ZT 37

IDRY:IMD - Integrated dryer:IMD dryer
MODEL:ZR45_08 - Model:ZR 45
MODEL:ZT45_08 - Model:ZT 45

MODEL:ZR30_08 - Model:ZR 30
MODEL:ZT30_08 - Model:ZT 30

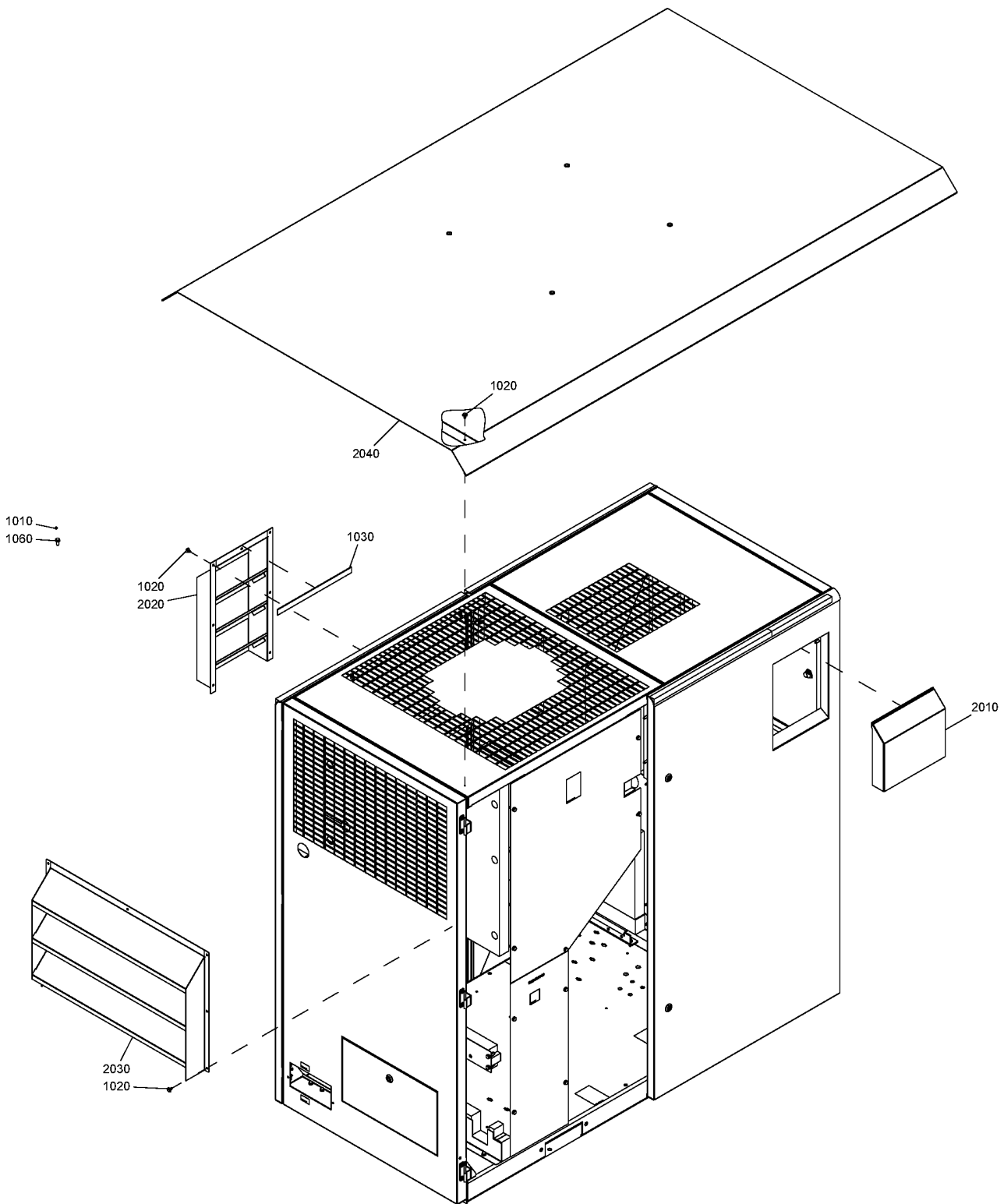


Ref	Part Number	Qty	Name	Validity
	8092 2906 94	1	STANDARD OPTION - ANCHOR PADS	
1010	1622 5841 00	4	SUPPORT	(20/03/2007 - ...)
1020	0147 1363 03	8	HEX.BOLT	(20/03/2007 - ...)
1030	0226 9929 15	8	BOLT	(10/08/2009 - ...)



40.2 - Ansi flanges

Ref	Part Number	Qty	Name	Validity
1010	1622 2656 00	1	ADAPTER	(19/04/2004 - ...)



40.3 - Rain protection Pack

IDRY:N



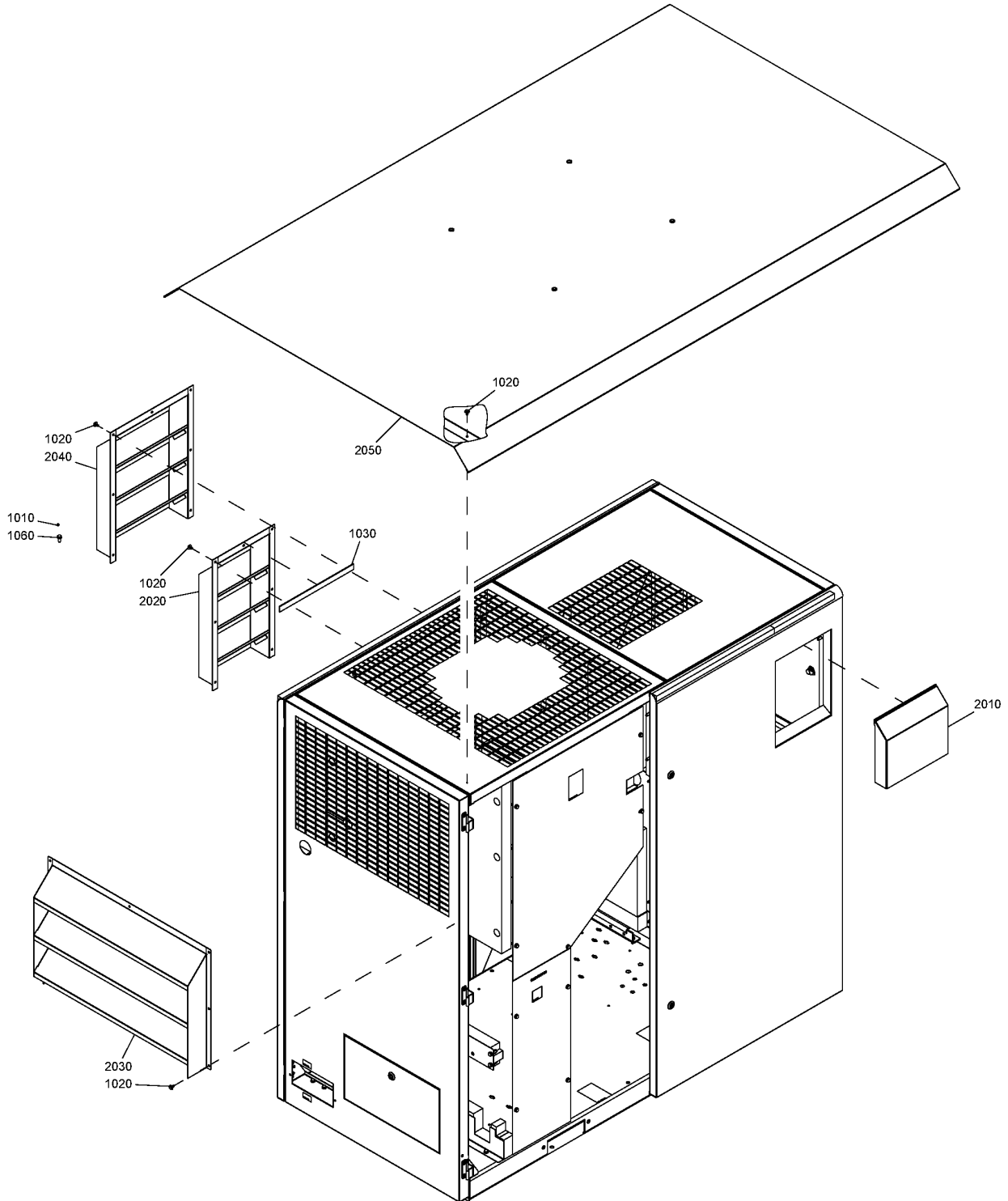
Ref	Part Number	Qty	Name	Validity
	8092 2907 51	1	STANDARD OPTION - RAIN PROTECTION	MODEL:ZR30_08 , MODEL:ZR37_08 , MODEL:ZR45_08
	8092 2907 28	1	STANDARD OPTION - RAIN PROTECTION	MODEL:ZT30_08 , MODEL:ZT37_08 , MODEL:ZT45_08
1010	0129 3115 00	3	BLIND RIVET	(11/08/2009 - 20/03/2014)
1020	1619 2765 00	26	SCREW	(11/08/2009 - 20/03/2014) MODEL:ZT30_08 , MODEL:ZT37_08 , MODEL:ZT45_08
1020	1619 2765 00	19	SCREW	(11/08/2009 - 20/03/2014) MODEL:ZR30_08 , MODEL:ZR37_08 , MODEL:ZR45_08
1030	1619 5188 00	AR	SEAL	(11/08/2009 - 20/03/2014)
1060	0147 1963 08	4	SCREW	(05/07/2010 - 20/03/2014)
2010	1622 6878 80	1	BAFFLE	(11/08/2009 - 20/03/2014)
2020	1622 6890 00	1	BAFFLE	(11/08/2009 - 20/03/2014)
2030	1622 6891 00	1	BAFFLE	(11/08/2009 - 20/03/2014) MODEL:ZT30_08 , MODEL:ZT37_08 , MODEL:ZT45_08
2040	1622 6892 00	1	ROOF	(11/08/2009 - 20/03/2014)

Legend:

IDRY:N - Integrated dryer:No
 MODEL:ZR45_08 - Model:ZR 45
 MODEL:ZT45_08 - Model:ZT 45

MODEL:ZR30_08 - Model:ZR 30
 MODEL:ZT30_08 - Model:ZT 30

MODEL:ZR37_08 - Model:ZR 37
 MODEL:ZT37_08 - Model:ZT 37



40.4 - Rain protection Full feature

IDRY:ID



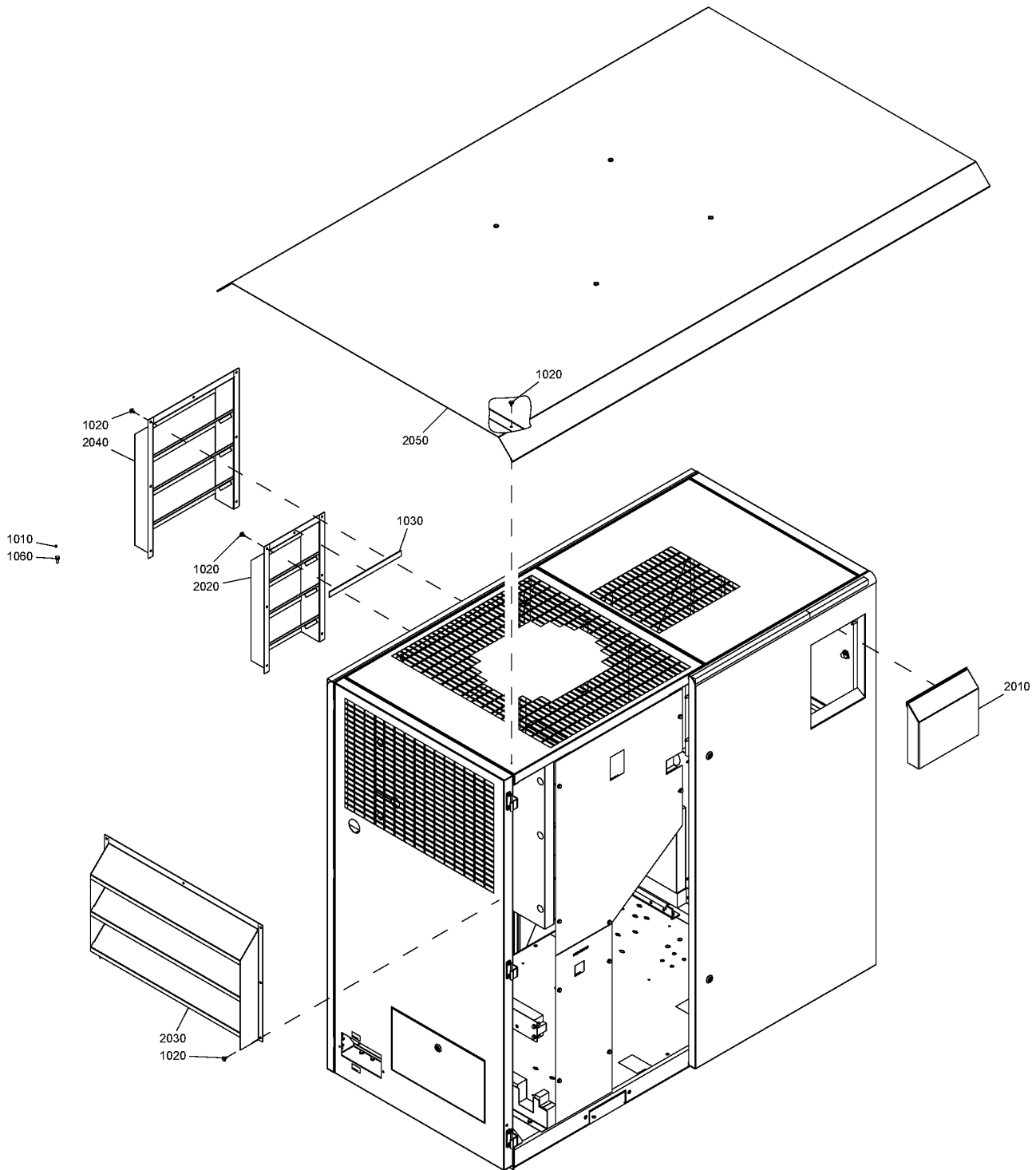
Ref	Part Number	Qty	Name	Validity
	8092 2907 77	1	STANDARD OPTION - RAIN PROTECTION	MODEL:ZR30_08 , MODEL:ZR37_08 , MODEL:ZR45_08
	8092 2907 44	1	STANDARD OPTION - RAIN PROTECTION	MODEL:ZT30_08 , MODEL:ZT37_08 , MODEL:ZT45_08
1010	0129 3115 00	3	BLIND RIVET	(11/08/2009 - 20/03/2014)
1020	1619 2765 00	33	SCREW	(11/08/2009 - 20/03/2014) MODEL:ZT30_08 , MODEL:ZT37_08 , MODEL:ZT45_08
1020	1619 2765 00	26	SCREW	(11/08/2009 - 20/03/2014) MODEL:ZR30_08 , MODEL:ZR37_08 , MODEL:ZR45_08
1030	1619 5188 00	AR	SEAL	(11/08/2009 - 20/03/2014)
1060	0147 1963 08	4	SCREW HEX	(05/07/2010 - 20/03/2014)
2010	1622 6878 80	1	BAFFLE	(11/08/2009 - 20/03/2014)
2020	1622 6890 00	1	BAFFLE	(11/08/2009 - 20/03/2014)
2030	1622 6891 00	1	BAFFLE	(11/08/2009 - 20/03/2014) MODEL:ZT30_08 , MODEL:ZT37_08 , MODEL:ZT45_08
2040	1622 6893 00	1	BAFFLE	(11/08/2009 - 07/05/2012)
2040	1625 8809 00	1	BAFFLE	(08/05/2012 - 20/03/2014)
2050	1622 6892 00	1	ROOF	(11/08/2009 - 20/03/2014)

Legend:

IDRY:ID - Integrated dryer:ID dryer
 MODEL:ZR45_08 - Model:ZR 45
 MODEL:ZT45_08 - Model:ZT 45

MODEL:ZR30_08 - Model:ZR 30
 MODEL:ZT30_08 - Model:ZT 30

MODEL:ZR37_08 - Model:ZR 37
 MODEL:ZT37_08 - Model:ZT 37



40.5 - Rain protection Full feature

IDRY:IMD



Ref	Part Number	Qty	Name	Validity
	8092 2907 69	1	STANDARD OPTION - RAIN PROTECTION	MODEL:ZR30_08 , MODEL:ZR37_08 , MODEL:ZR45_08
	8092 2907 36	1	STANDARD OPTION - RAIN PROTECTION	MODEL:ZT30_08 , MODEL:ZT37_08 , MODEL:ZT45_08
1010	0129 3115 00	3	BLIND RIVET	(11/08/2009 - 20/03/2014)
1020	1619 2765 00	33	SCREW	(11/08/2009 - 20/03/2014) MODEL:ZT30_08 , MODEL:ZT37_08 , MODEL:ZT45_08
1020	1619 2765 00	26	SCREW	(11/08/2009 - 20/03/2014) MODEL:ZR30_08 , MODEL:ZR37_08 , MODEL:ZR45_08
1030	1619 5188 00	AR	SEAL	(11/08/2009 - 20/03/2014)
1060	0147 1963 08	4	SCREW	(05/07/2010 - 20/03/2014)
2010	1622 6878 80	1	BAFFLE	(11/08/2009 - 20/03/2014)
2020	1622 6890 00	1	BAFFLE	(11/08/2009 - 20/03/2014)
2030	1622 6891 00	1	BAFFLE	(11/08/2009 - 20/03/2014) MODEL:ZT30_08 , MODEL:ZT37_08 , MODEL:ZT45_08
2040	1622 6894 00	1	BAFFLE	(11/08/2009 - 20/03/2014)
2050	1622 6892 00	1	ROOF	(11/08/2009 - 20/03/2014)

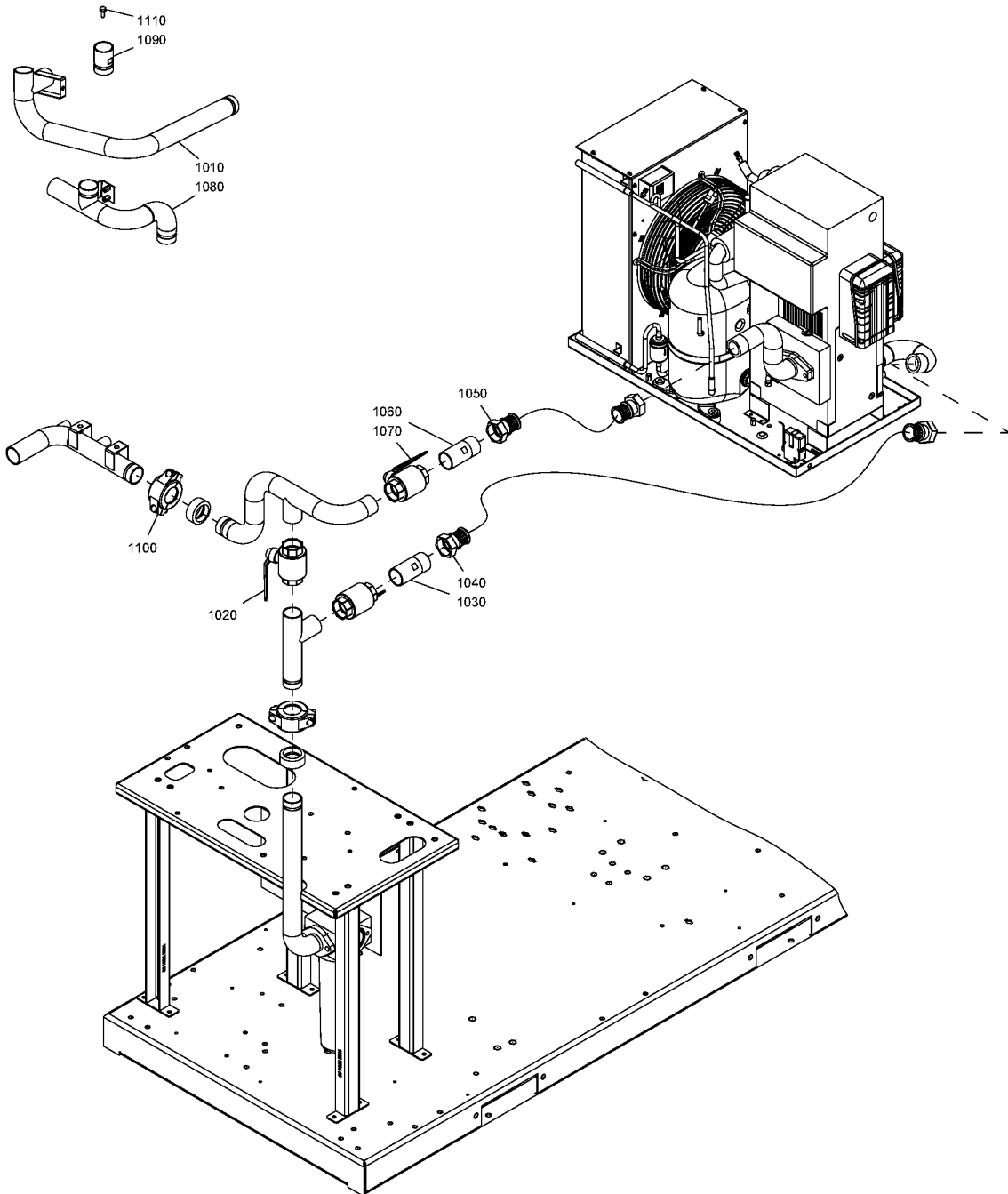
Legend:

IDRY:IMD - Integrated dryer:IMD dryer
 MODEL:ZR45_08 - Model:ZR 45
 MODEL:ZT45_08 - Model:ZT 45

MODEL:ZR30_08 - Model:ZR 30
 MODEL:ZT30_08 - Model:ZT 30

MODEL:ZR37_08 - Model:ZR 37
 MODEL:ZT37_08 - Model:ZT 37

40.6 - Dryer bypass ZR ID
(MODEL:ZR30_08 , MODEL:ZR37_08 , MODEL:ZR45_08) + IDRY:ID



40.6 - Dryer bypass ZR ID

(MODEL:ZR30_08 , MODEL:ZR37_08 , MODEL:ZR45_08) + IDRY:ID

Ref	Part Number	Qty	Name	Validity
	8092 2911 71	1	STANDARD OPTION - AIR DRYER BYPASS	
1010	1625 8844 10	1	PIPE	(15/04/2015 - ...)
1020	1619 6153 08	1	BALL VALVE	(15/04/2015 - ...)
1030	1622 8134 00	1	PIPE	(15/04/2015 - ...)
1040	1622 1840 24	1	HOSE ASSEMBLY	(15/04/2015 - ...)
	• 1625 7999 40	2	SEAL	
1050	1622 1840 17	1	HOSE ASSEMBLY	(15/04/2015 - ...)
	• 1625 7999 40	2	SEAL	
1060	1622 8134 00	1	PIPE	(15/04/2015 - ...)
1070	1619 6153 08	1	BALL VALVE	(15/04/2015 - ...)
1080	1625 8844 15	1	PIPE	(15/04/2015 - ...)
1090	1625 8844 20	1	PIPE	(15/04/2015 - ...)
1100	0634 1000 27	1	PIPE COUPLING	(15/04/2015 - ...)
1110	0147 1963 08	3	SCREW	(15/04/2015 - ...)

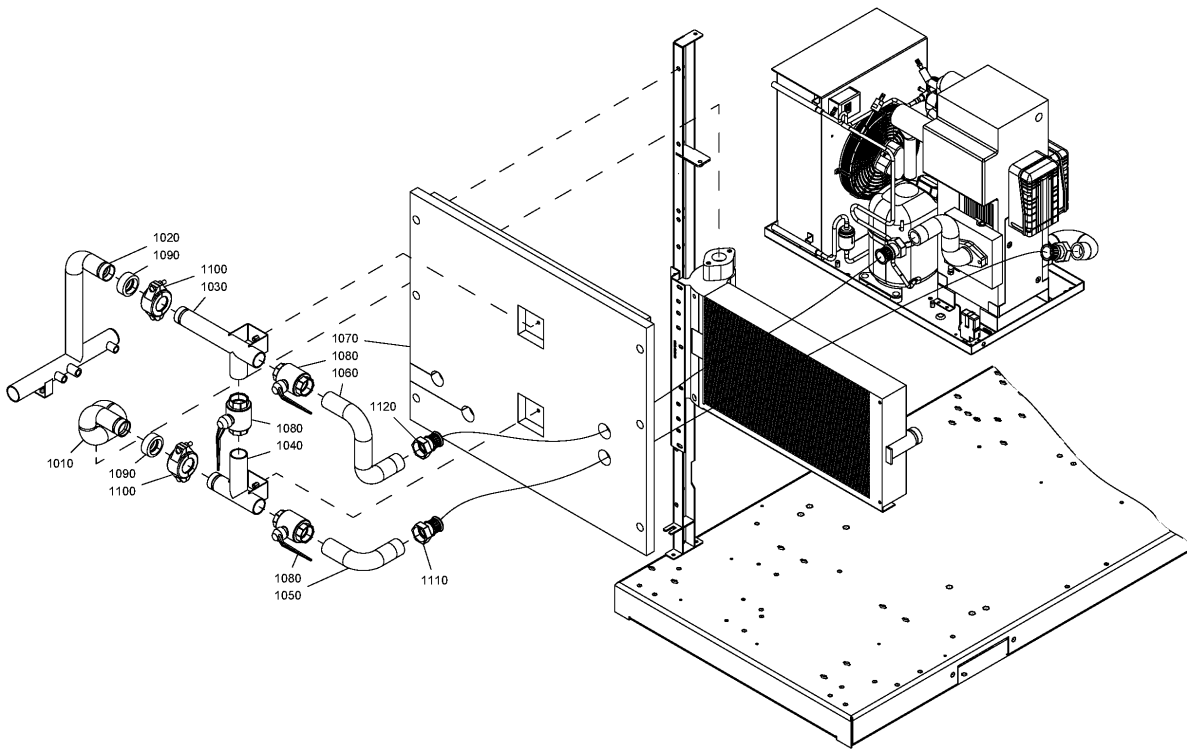
Legend:

IDRY:ID - Integrated dryer:ID dryer
MODEL:ZR45_08 - Model:ZR 45

MODEL:ZR30_08 - Model:ZR 30

MODEL:ZR37_08 - Model:ZR 37

40.7 - Dryer bypass ZT ID
(MODEL:ZT30_08 , MODEL:ZT37_08 , MODEL:ZT45_08) + IDRY:ID



40.7 - Dryer bypass ZT ID

(MODEL:ZT30_08 , MODEL:ZT37_08 , MODEL:ZT45_08) + IDRY:ID

Ref	Part Number	Qty	Name	Validity
	8092 2907 10	1	STANDARD OPTION - AIR DRYER BYPASS	
1010	1622 7257 00	1	PIPE	(11/08/2009 - ...)
1020	1622 7259 00	1	PIPE	(11/08/2009 - ...)
1030	1622 7231 00	1	PIPE	(11/08/2009 - ...)
1040	1622 7240 00	1	PIPE	(11/08/2009 - ...)
1050	1622 7241 00	1	PIPE	(11/08/2009 - ...)
1060	1622 7246 00	1	PIPE	(11/08/2009 - ...)
1070	1622 7256 80	1	BAFFLE	(11/08/2009 - ...)
1080	1619 6153 08	3	BALL VALVE	(11/08/2009 - ...)
1090	0634 1000 83	2	SEAL	(11/08/2009 - ...)
1100	0634 1000 27	2	PIPE COUPLING	(11/08/2009 - ...)
1110	1622 1840 25	1	HOSE ASSEMBLY	(11/08/2009 - ...)
	• 1625 7999 40	2	SEAL	(27/03/2015 - ...)
1120	1622 1840 28	1	HOSE ASSEMBLY	(11/08/2009 - ...)
	• 1625 7999 40	2	SEAL	(27/03/2015 - ...)

Legend:

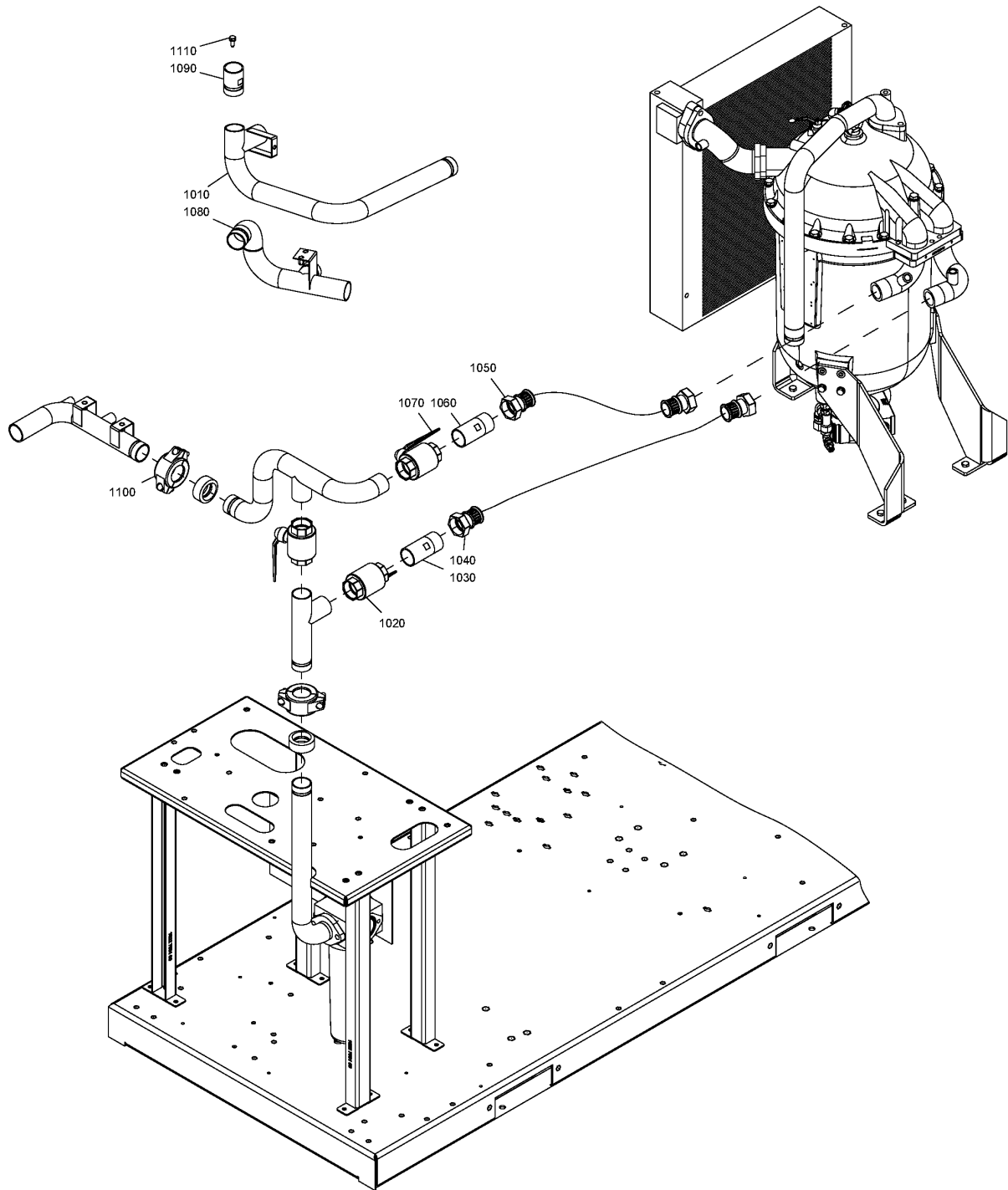
IDRY:ID - Integrated dryer:ID dryer
MODEL:ZT45_08 - Model:ZT 45

MODEL:ZT30_08 - Model:ZT 30

MODEL:ZT37_08 - Model:ZT 37

40.8 - Dryer bypass ZT 45 / ZR -IMD

(MODEL:ZR30_08 , MODEL:ZR37_08 , MODEL:ZR45_08 , MODEL:ZT45_08) + IDRY:IMD



40.8 - Dryer bypass ZT 45 / ZR -IMD

(MODEL:ZR30_08 , MODEL:ZR37_08 , MODEL:ZR45_08 , MODEL:ZT45_08) + IDRY:IMD

Ref	Part Number	Qty	Name	Validity
	8092 2931 28	1	STANDARD OPTION - AIR DRYER BYPASS	
1010	1625 8844 10	1	PIPE	(08/04/2015 - 31/12/2040)
1020	1619 6153 08	1	BALL VALVE	(08/04/2015 - 31/12/2040)
1030	1622 8134 00	1	PIPE	(08/04/2015 - 31/12/2040)
1040	1622 1840 31	1	HOSE ASSEMBLY	(08/04/2015 - 31/12/2040)
	• 1625 7999 40	2	SEAL	
1050	1622 1840 17	1	HOSE ASSEMBLY	(08/04/2015 - 31/12/2040)
	• 1625 7999 40	2	SEAL	
1060	1622 8134 00	1	PIPE	(08/04/2015 - 31/12/2040)
1070	1619 6153 08	1	BALL VALVE	(08/04/2015 - 31/12/2040)
1080	1625 8844 15	1	PIPE	(08/04/2015 - 31/12/2040)
1090	1625 8844 20	1	PIPE	(08/04/2015 - 31/12/2040)
1100	0634 1000 27	1	PIPE COUPLING	(08/04/2015 - 31/12/2040)
1110	0147 1963 08	3	SCREW	(08/04/2015 - 31/12/2040)

Legend:

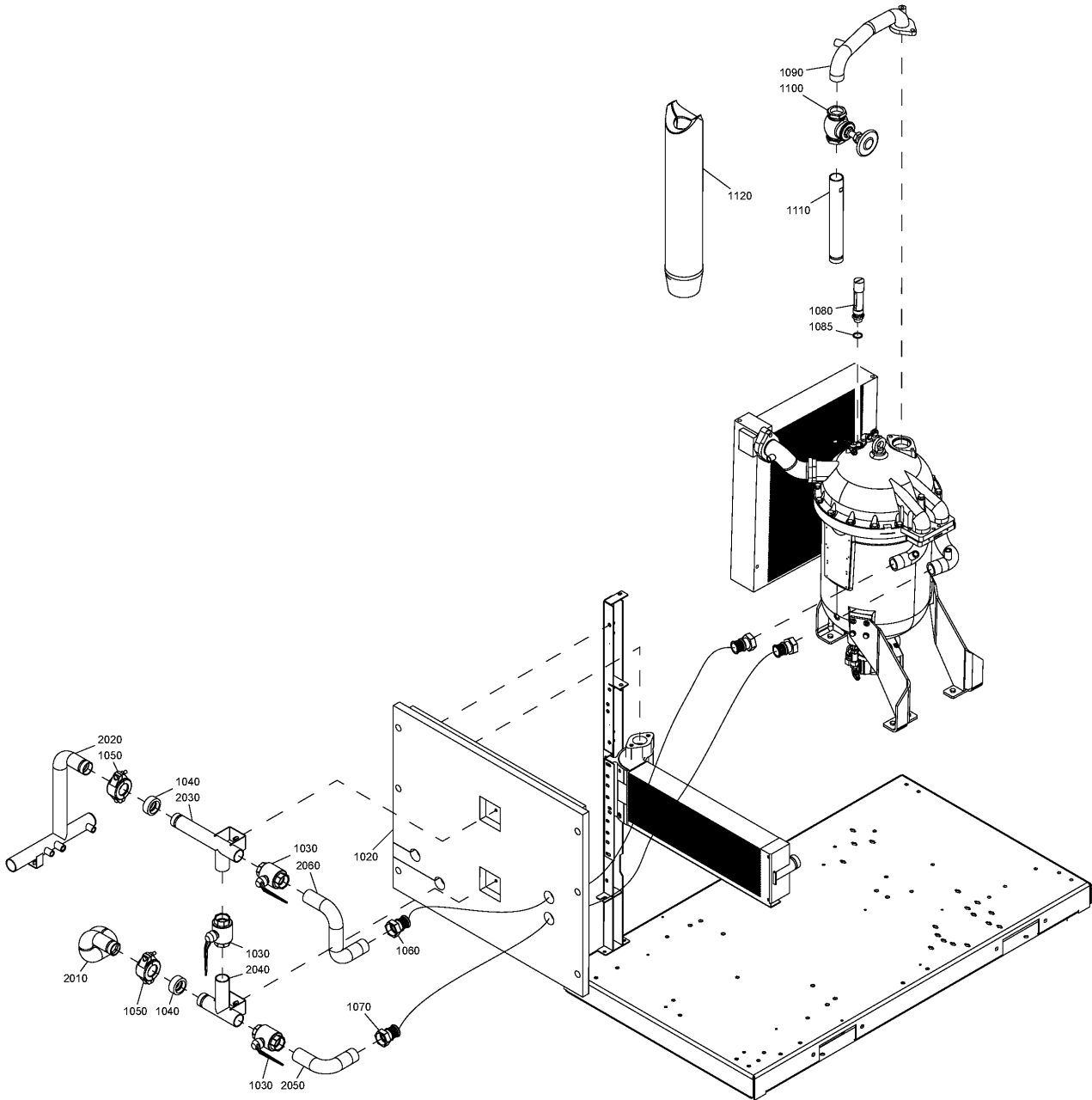
IDRY:IMD - Integrated dryer:IMD dryer
MODEL:ZR45_08 - Model:ZR 45

MODEL:ZR30_08 - Model:ZR 30
MODEL:ZT45_08 - Model:ZT 45

MODEL:ZR37_08 - Model:ZR 37

40.9 - Dryer bypass ZT 30/37

(MODEL:ZT30_08 , MODEL:ZT37_08) + IDRY:IMD



40.9 - Dryer bypass ZT 30/37

(MODEL:ZT30_08 , MODEL:ZT37_08) + IDRY:IMD

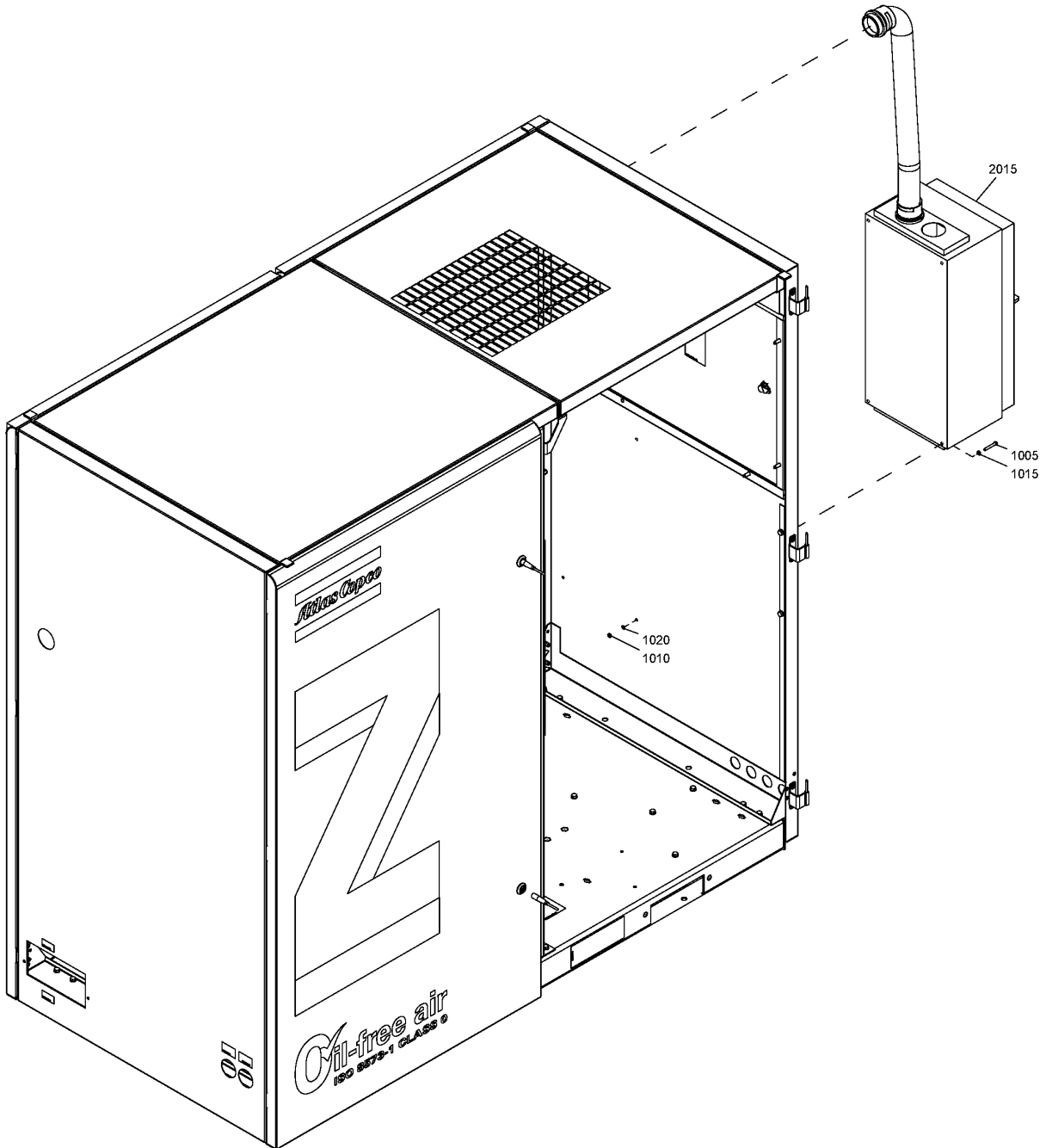
Ref	Part Number	Qty	Name	Validity
	8092 2931 10	1	STANDARD OPTION - AIR DRYER BYPASS	
1020	1622 7256 80	1	BAFFLE	(28/01/2013 - ...)
1030	1619 6153 08	3	BALL VALVE	(28/01/2013 - ...)
1040	0634 1000 83	2	SEAL	(28/01/2013 - ...)
1050	0634 1000 27	2	PIPE COUPLING	(28/01/2013 - ...)
1060	1622 1840 27	1	HOSE ASSEMBLY	(09/04/2013 - ...)
	• 1625 7999 40	2	SEAL	(27/03/2015 - ...)
1070	1622 1840 27	1	HOSE ASSEMBLY	(09/04/2013 - ...)
	• 1625 7999 40	2	SEAL	(27/03/2015 - ...)
1080	0830 1008 11	1	SAFETY VALVE	(09/04/2013 - ...)
1085	0653 1162 00	1	FLAT GASKET	(09/04/2013 - ...)
1090	1622 7551 10	1	PIPE	(09/04/2013 - ...)
1100	0821 0408 00	1	STOP VALVE	(09/04/2013 - ...)
1110	1622 6026 00	1	PIPE	(09/04/2013 - ...)
1120	1625 8826 00	1	INSULATION THERMAL	(09/04/2013 - ...)
2010	1622 7257 00	1	PIPE	(28/01/2013 - ...)
2020	1622 7259 00	1	PIPE	(28/01/2013 - ...)
2030	1622 7231 00	1	PIPE	(28/01/2013 - ...)
2040	1622 7240 00	1	PIPE	(28/01/2013 - ...)
2050	1622 7241 00	1	PIPE	(28/01/2013 - ...)
2060	1622 7246 00	1	PIPE	(28/01/2013 - ...)

Legend:

IDRY:IMD - Integrated dryer:IMD dryer

MODEL:ZT30_08 - Model:ZT 30

MODEL:ZT37_08 - Model:ZT 37



40.10 - Main switch External

MOVOL:230V

Ref	Part Number	Qty	Name	Validity
	8092 2921 04	1	STANDARD OPTION - MAIN SWITCH	MODEL:ZR30_08 , MODEL:ZT30_08
	8092 2921 12	1	STANDARD OPTION - MAIN SWITCH	MODEL:ZR37_08 , MODEL:ZT37_08
	8092 2921 20	1	STANDARD OPTION - MAIN SWITCH	MODEL:ZR45_08 , MODEL:ZT45_08
1005	0160 6089 00	4	SCREW	(11/08/2009 - ...)
1010	0261 2108 00	4	NUT	(11/08/2009 - ...)
1015	0301 2321 00	4	PLAIN WASHER	(11/08/2009 - ...)
1020	0333 3120 00	4	WASHER	(11/08/2009 - ...)
2015	1622 7301 01	1	MAIN SWITCH	(11/08/2009 - ...) MODEL:ZR30_08 , MODEL:ZT30_08
	1622 7301 02			(11/08/2009 - ...) MODEL:ZR37_08 , MODEL:ZT37_08
	1622 7301 03			(11/08/2009 - ...) MODEL:ZR45_08 , MODEL:ZT45_08
	• 1089 9498 82	1	SWITCH	
	• 0694 5280 44	AR	CABLE LUG	MODEL:ZR30_08 , MODEL:ZT30_08
	• 0694 5280 50	AR	CABLE LUG	MODEL:ZR37_08 , MODEL:ZT37_08
	• 0694 5280 56	AR	CABLE LUG	MODEL:ZR45_08 , MODEL:ZT45_08
	• 1088 1001 02	1	WARNING LABEL	
	• 0070 4022 31	AR	CONDUIT FOR M63	
	• 0698 6126 19	2	CONDUIT GLAND M63	

Legend:

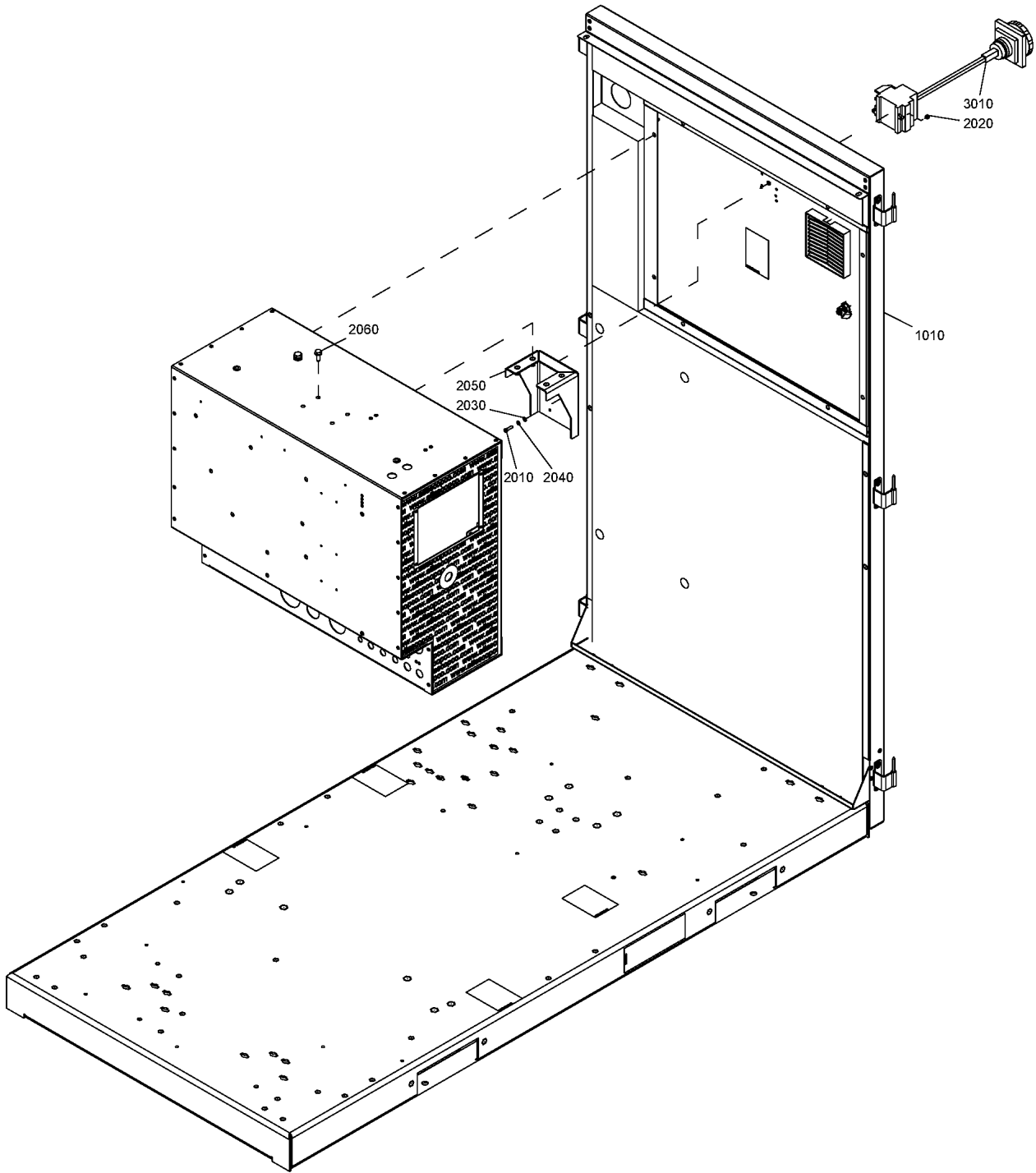
MODEL:ZR30_08 - Model:ZR 30
MODEL:ZT30_08 - Model:ZT 30
MOVOL:230V - Supply voltage:230 V

MODEL:ZR37_08 - Model:ZR 37
MODEL:ZT37_08 - Model:ZT 37

MODEL:ZR45_08 - Model:ZR 45
MODEL:ZT45_08 - Model:ZT 45

40.11 - Main switch Internal

MOVOL:380V , MOVOL:400V , MOVOL:460V , MOVOL:500V , MOVOL:575V



40.11 - Main switch Internal

MOVOL:380V , MOVOL:400V , MOVOL:460V , MOVOL:500V , MOVOL:575V

Ref	Part Number	Qty	Name	Validity
	8092 2920 88	1	STANDARD OPTION - MAIN SWITCH	(MODEL:ZR37_08 , MODEL:ZT37_08) + (MOVOL:400V , MOVOL:460V)
	8092 2920 70	1	STANDARD OPTION - MAIN SWITCH	(MODEL:ZR30_08 , MODEL:ZT30_08) + (MOVOL:400V , MOVOL:460V , MOVOL:500V , MOVOL:575V) , (MODEL:ZR37_08 , MODEL:ZT37_08) + (MOVOL:500V , MOVOL:575V)
	8092 2920 96	1	STANDARD OPTION - MAIN SWITCH	(MODEL:ZR30_08 , MODEL:ZR37_08 , MODEL:ZT30_08 , MODEL:ZT37_08) + MOVOL:380V , (MODEL:ZR45_08 , MODEL:ZT45_08) + (MOVOL:380V , MOVOL:400V , MOVOL:460V , MOVOL:500V , MOVOL:575V)
1010	1625 8842 80	1	PANEL	(05/06/2013 - ...) HAT:N
1010	1625 8852 80	1	PANEL	(05/06/2013 - ...) HAT:Y
2010	0160 6063 00	2	SCREW	(07/05/2013 - ...)
2020	0266 2107 00	2	NUT	(07/05/2013 - ...)
2030	0301 2318 00	2	WASHER	(07/05/2013 - ...)
2040	0333 3116 00	2	LOCK WASHER	(07/05/2013 - ...)
2050	1622 7042 00	1	MAIN SWITCH	(07/05/2013 - ...)
2060	0147 1963 08	4	HEX. SCREW	(07/05/2013 - ...)
3010	1622 7554 01	1	DISCONNECTING SWITCH ASSEMBLY	(05/06/2013 - ...) (MODEL:ZR30_08 , MODEL:ZT30_08) + (MOVOL:400V , MOVOL:460V , MOVOL:500V , MOVOL:575V) , (MODEL:ZR37_08 , MODEL:ZT37_08) + (MOVOL:500V , MOVOL:575V)
	1622 7554 02			(05/06/2013 - ...) (MODEL:ZR37_08 , MODEL:ZT37_08) + (MOVOL:400V , MOVOL:460V)
	1622 7554 03			(05/06/2013 - ...) (MODEL:ZR30_08 , MODEL:ZR37_08 , MODEL:ZT30_08 , MODEL:ZT37_08) + MOVOL:380V , (MODEL:ZR45_08 , MODEL:ZT45_08) + (MOVOL:380V , MOVOL:400V , MOVOL:460V , MOVOL:500V , MOVOL:575V)
	• 1089 9445 36	1	SWITCH	(MODEL:ZR30_08 , MODEL:ZR37_08 , MODEL:ZT30_08 , MODEL:ZT37_08) + (MOVOL:400V , MOVOL:460V , MOVOL:500V , MOVOL:575V)
	• 1089 9445 37	1	SWITCH	(MODEL:ZR30_08 , MODEL:ZR37_08 , MODEL:ZT30_08 , MODEL:ZT37_08) + MOVOL:380V , (MODEL:ZR45_08 , MODEL:ZT45_08) + (MOVOL:380V , MOVOL:400V , MOVOL:460V , MOVOL:500V , MOVOL:575V)
	• 1088 0051 13	3	CABLE GLAND	(MODEL:ZR37_08 , MODEL:ZT37_08) + (MOVOL:400V , MOVOL:460V)
	• 0694 5280 49	3	CABLE LUG	(MODEL:ZR30_08 , MODEL:ZR37_08 , MODEL:ZT30_08 , MODEL:ZT37_08) + MOVOL:380V , (MODEL:ZR45_08 , MODEL:ZT45_08) + (MOVOL:380V , MOVOL:400V , MOVOL:460V , MOVOL:500V , MOVOL:575V)
	• 1089 9445 09	3	PROTECTING COVER	

Legend:

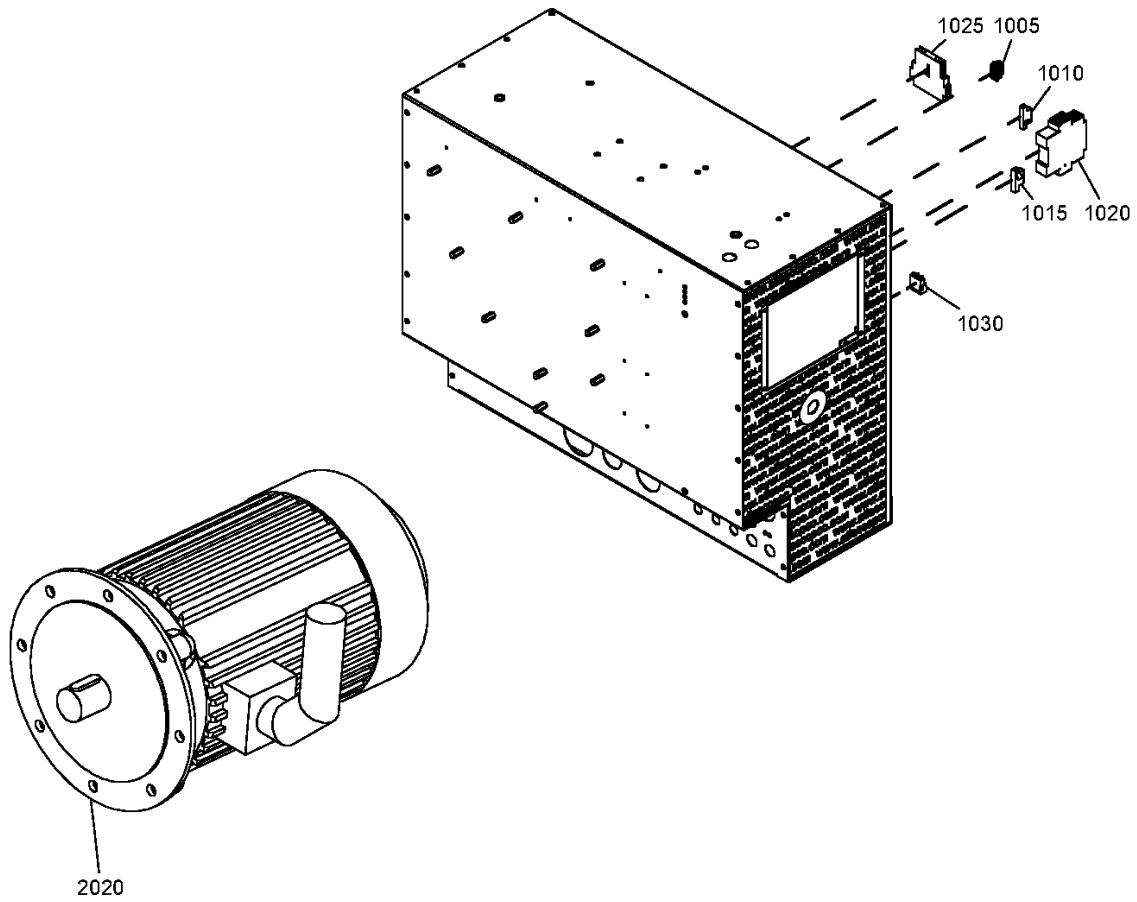
HAT:N - High ambient temperature version:reduced ambient condition (Increased FAD) - max 46° / 115°F
 MODEL:ZR37_08 - Model:ZR 37
 MODEL:ZT37_08 - Model:ZT 37
 MOVOL:400V - Supply voltage:400 V
 MOVOL:575V - Supply voltage:575 V

HAT:Y - High ambient temperature version:High ambient condition
 MODEL:ZR45_08 - Model:ZR 45
 MODEL:ZT45_08 - Model:ZT 45
 MOVOL:460V - Supply voltage:460 V

MODEL:ZR30_08 - Model:ZR 30
 MODEL:ZT30_08 - Model:ZT 30
 MOVOL:380V - Supply voltage:380 V
 MOVOL:500V - Supply voltage:500 V

40.12 - Anti condensation

MOVOL:400V , MOVOL:460V



40.12 - Anti condensation

MOVOL:400V , MOVOL:460V

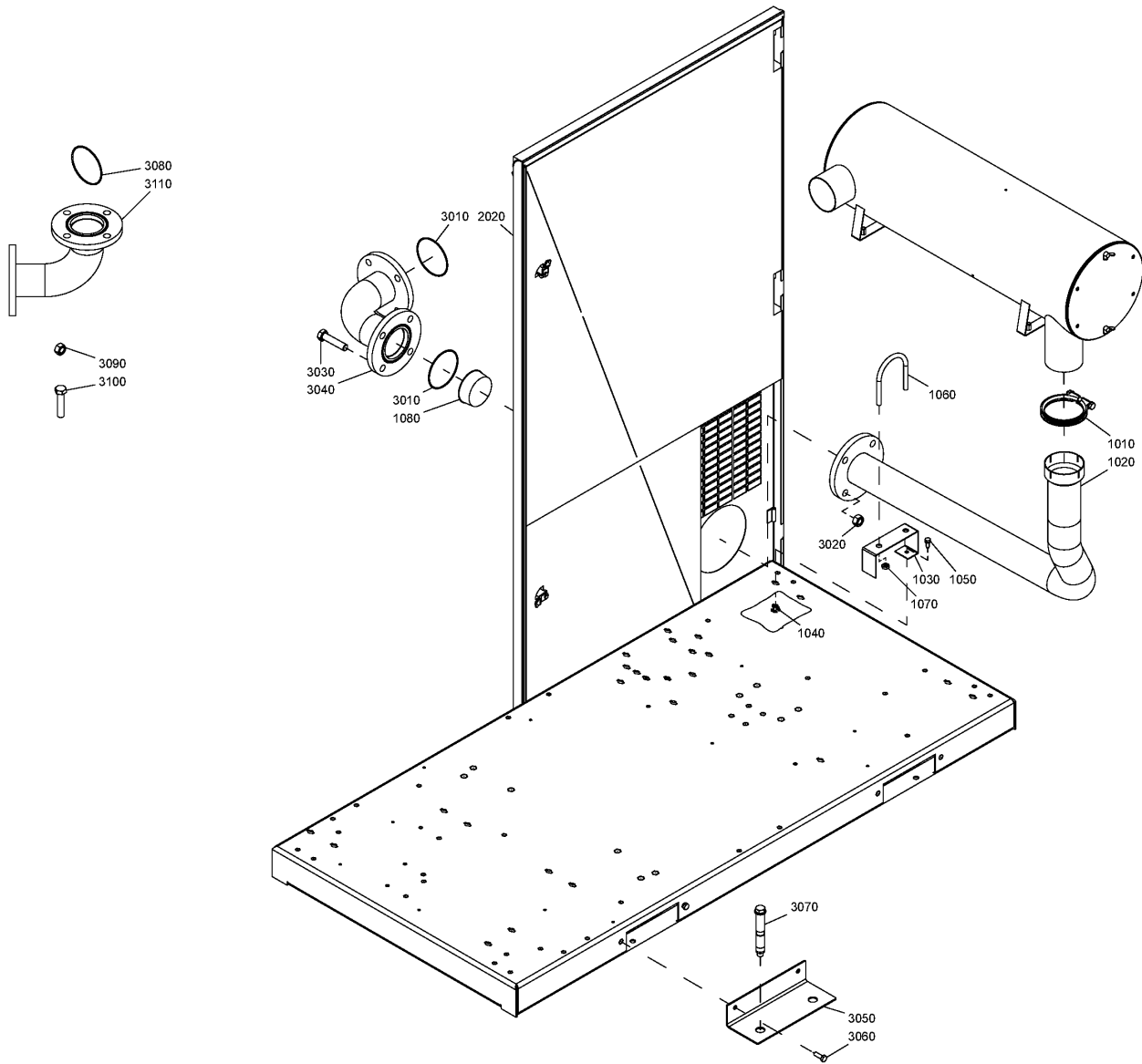
Ref	Part Number	Qty	Name	Validity
	1900 2322 52	1	OPTION MODULE THERMIST.&HEATER	(10/06/2009 - ...)
1005	• 1088 0037 34	1	CONNECTOR	
1010	• 1088 0037 62	1	CONNECTOR COMBI	
1015	• 1088 0037 66	1	CONNECTOR COMBI	
1020	• 1089 9278 21	1	THERMISTOR RELAY	
1025	• 1089 9415 08	1	CONTACT BLOCK	
1030	• 1088 0031 84	1	CONNECTOR	
2020	1080 4157 94	1	MOTOR	(10/06/2009 - 29/07/2014) (MODEL:ZR45_08 , MODEL:ZT45_08) + MOVOL:400V
2020	1625 8847 93	1	MOTOR	(30/07/2014 - ...) (MODEL:ZR45_08 , MODEL:ZT45_08) + MOVOL:400V
2020	1080 4155 94	1	MOTOR	(11/08/2009 - 29/07/2014) (MODEL:ZR30_08 , MODEL:ZT30_08) + MOVOL:400V
2020	1625 8847 91	1	MOTOR	(30/07/2014 - ...) (MODEL:ZR30_08 , MODEL:ZT30_08) + MOVOL:400V
2020	1080 4156 94	1	MOTOR	(11/08/2009 - 29/07/2014) (MODEL:ZR37_08 , MODEL:ZT37_08) + MOVOL:400V
2020	1625 8847 92	1	MOTOR	(30/07/2014 - ...) (MODEL:ZR37_08 , MODEL:ZT37_08) + MOVOL:400V
2020	1080-4155-99	1	MOTOR	(11/08/2009 - 31/12/2010) (MODEL:ZR30_08 , MODEL:ZT30_08) + MOVOL:460V
	↻ Substituted by:	1630 0558 52 - MOTOR E153774 (quantity: 1)		
2020	1080-4155-88	1	MOTOR	(01/01/2011 - ...) (MODEL:ZR30_08 , MODEL:ZT30_08) + MOVOL:460V
	↻ Substituted by:	1630 0558 52 - MOTOR E153774 (quantity: 1)		
2020	1080 4156 99	1	MOTOR	(11/08/2009 - 31/12/2010) (MODEL:ZR37_08 , MODEL:ZT37_08) + MOVOL:460V
2020	1080 4156 88	1	MOTOR	(01/01/2011 - ...) (MODEL:ZR37_08 , MODEL:ZT37_08) + MOVOL:460V
2020	1080 4157 89	1	MOTOR	(11/08/2009 - 31/12/2010) (MODEL:ZR45_08 , MODEL:ZT45_08) + MOVOL:460V
2020	1080 4157 88	1	MOTOR	(01/01/2011 - ...) (MODEL:ZR45_08 , MODEL:ZT45_08) + MOVOL:460V

Legend:

MODEL:ZR30_08 - Model:ZR 30
 MODEL:ZT30_08 - Model:ZT 30
 MOVOL:400V - Supply voltage:400 V

MODEL:ZR37_08 - Model:ZR 37
 MODEL:ZT37_08 - Model:ZT 37
 MOVOL:460V - Supply voltage:460 V

MODEL:ZR45_08 - Model:ZR 45
 MODEL:ZT45_08 - Model:ZT 45



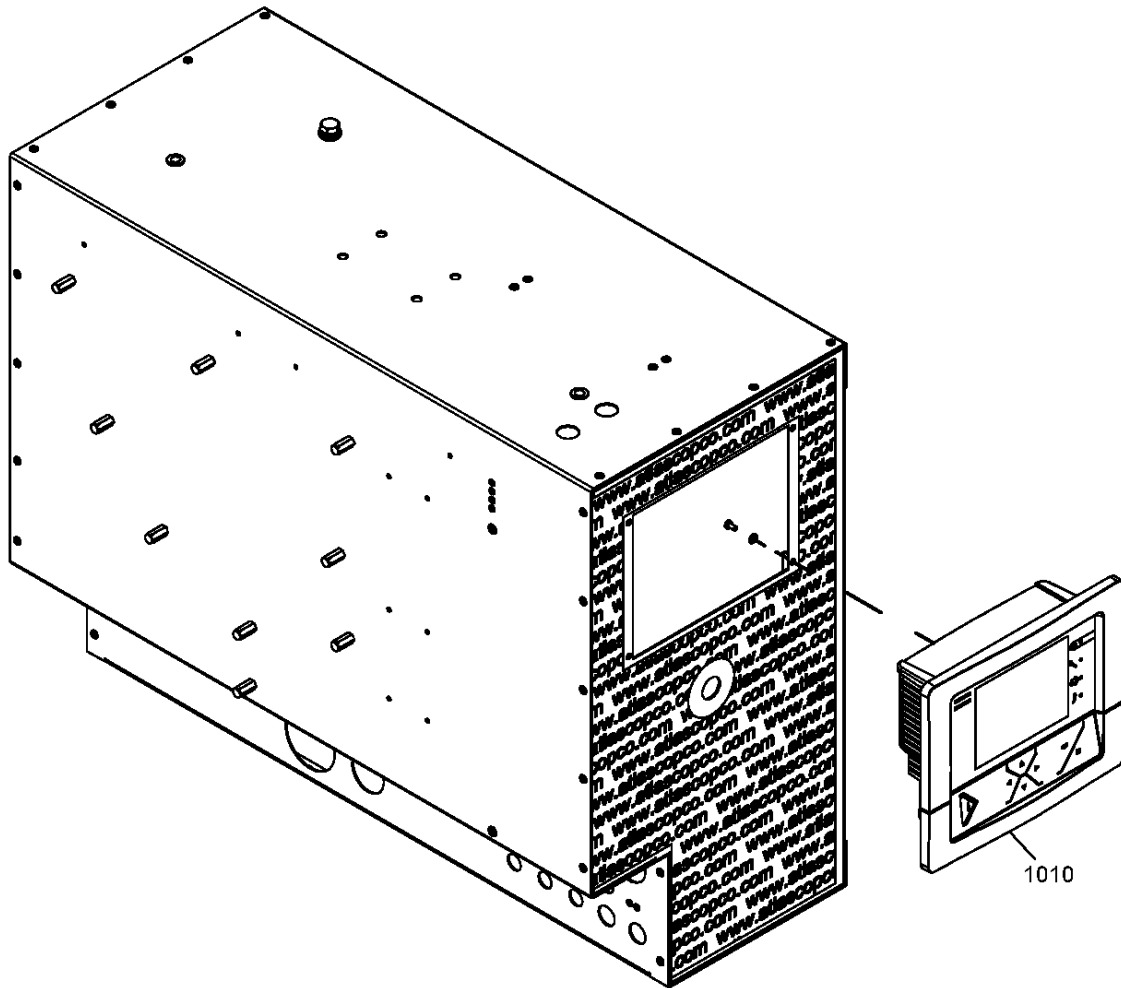
40.13 - Flanged inlet

IDRY:N

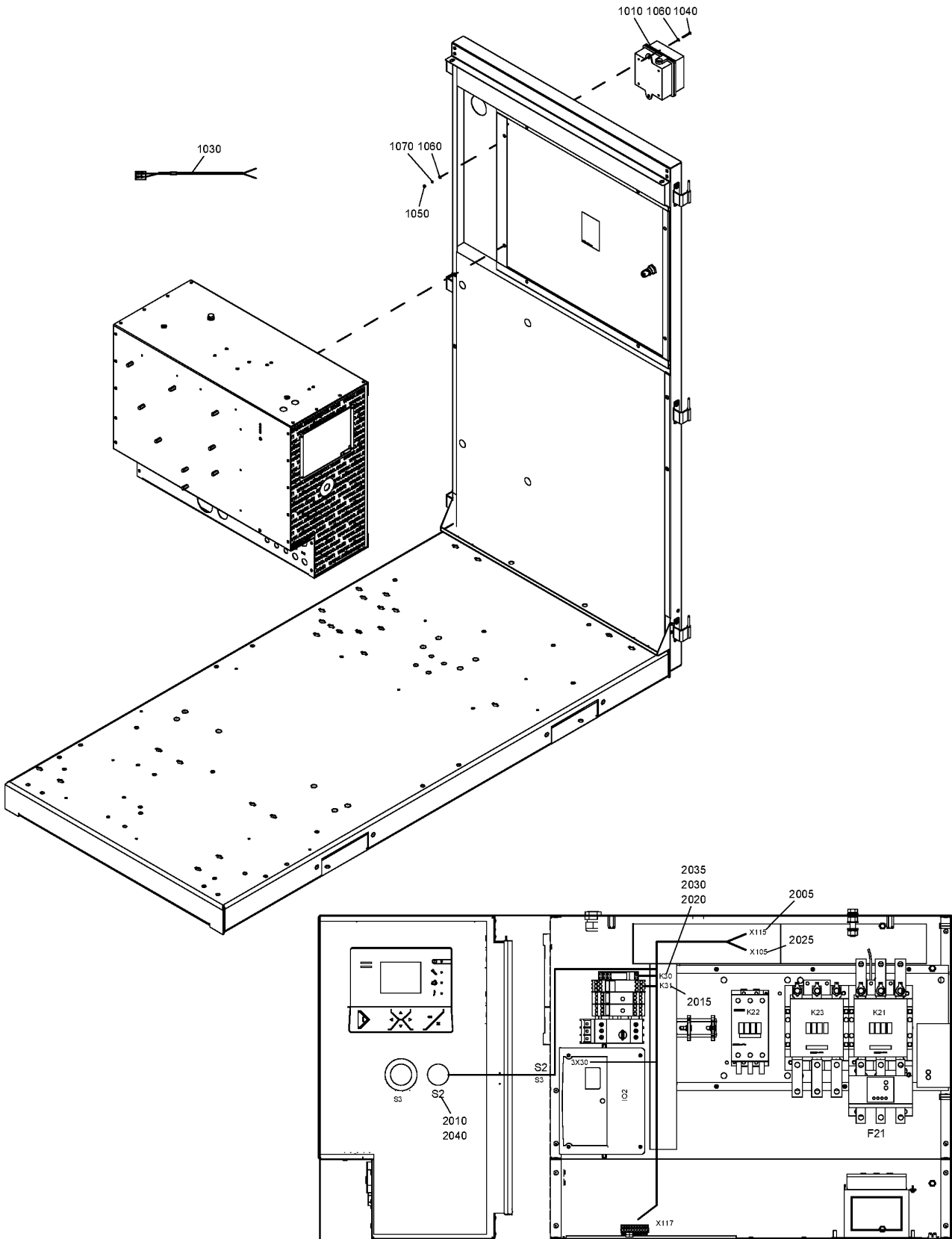
Ref	Part Number	Qty	Name	Validity
1010	0346 3001 04	1	CLAMP	(11/08/2009 - ...)
1020	1622 8165 00	1	PIPE	(11/08/2009 - 21/03/2011)
1020	1625 8563 00	1	PIPE	(22/03/2011 - 30/06/2012)
1020	1625 8813 00	1	PIPE	(01/07/2012 - ...)
1030	1622 8929 00	1	SUPPORT	(11/08/2009 - ...)
1040	0298 1000 43	1	BLIND RIVET NUT	(11/08/2009 - ...)
1050	0147 1963 08	1	SCREW	(11/08/2009 - ...)
1060	0346 2900 27	1	U BOLT	(11/08/2009 - ...)
1070	0261 2112 00	2	HEXAGON NUT	(11/08/2009 - ...)
1080	0686 9010 09	1	HEXAGON PLUG	(11/08/2009 - 31/07/2014)
2020	1625 8814 80	1	DOOR	(01/07/2012 - ...)
	• 1622 7212 00	2	LOCK	
3010	0663 2109 64	2	O-RING	(11/08/2009 - ...)
	↻ Substituted by:	0663 2110 31 - O-RING 108X3.2 (quantity: 1)		
3020	0261 1090 84	4	NUT	(11/08/2009 - ...)
3030	0147 1964 31	4	HEXAGON BOLT	(11/08/2009 - ...)
3040	1622 8901 00	1	PIPE	(11/08/2009 - 30/06/2012)
	↻ Substituted by:	1622 8900 00 - PIPE (quantity: 1)		
3040	1622 8900 00	1	PIPE	(01/07/2012 - ...)
3050	1622 5841 00	4	SUPPORT	(11/08/2009 - 17/01/2013)
3060	0147 1363 03	8	HEX.BOLT	(11/08/2009 - 17/01/2013)
3070	0226 9929 15	8	BOLT	(11/08/2009 - 17/01/2013)
3080	0663 2109 64	2	O-RING	(01/07/2012 - 14/04/2013)
	↻ Substituted by:	0663 2110 31 - O-RING 108X3.2 (quantity: 1)		
3090	0261 1090 84	4	NUT	(01/07/2012 - 14/04/2013)
3100	0147 1964 31	4	HEXAGON BOLT	(01/07/2012 - 14/04/2013)
3110	1622 8900 00	1	PIPE	(01/07/2012 - 14/04/2013)

Legend:

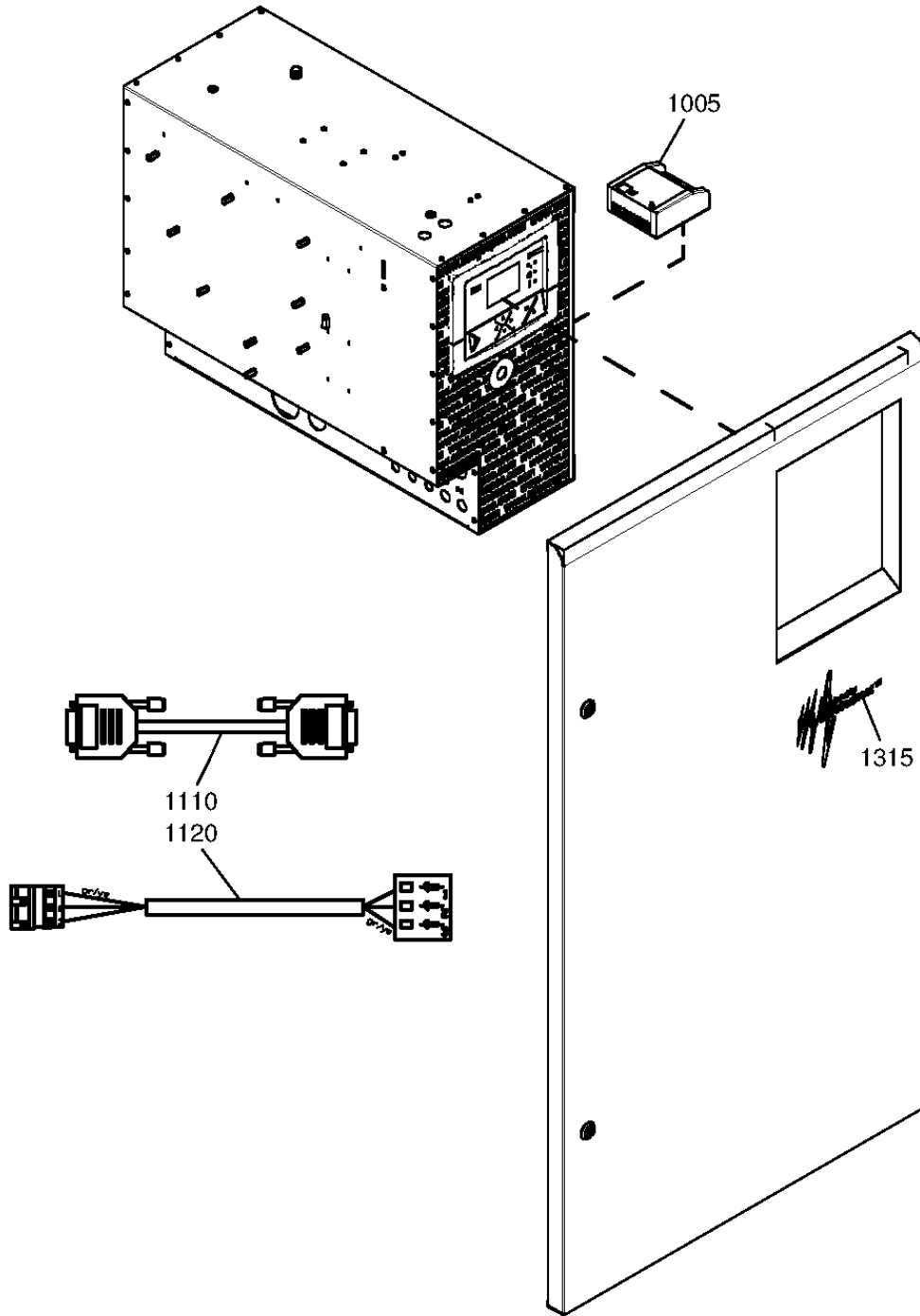
IDRY:N - Integrated dryer:No



Ref	Part Number	Qty	Name	Validity
	8092 2920 54	1	STANDARD OPTION - GRAPHIC PLUS DISPLAY	
1010	1900 5200 21	1	ELEKTRONIKON	(08/06/2009 - 12/11/2011)
	↻ Substituted by:	1900 5200 22	- ELEKTRONIKON MK5 GRAPHIC PLUS (quantity: 1)	
1010	1900 5200 22	1	ELEKTRONIKON	(13/11/2011 - ...)



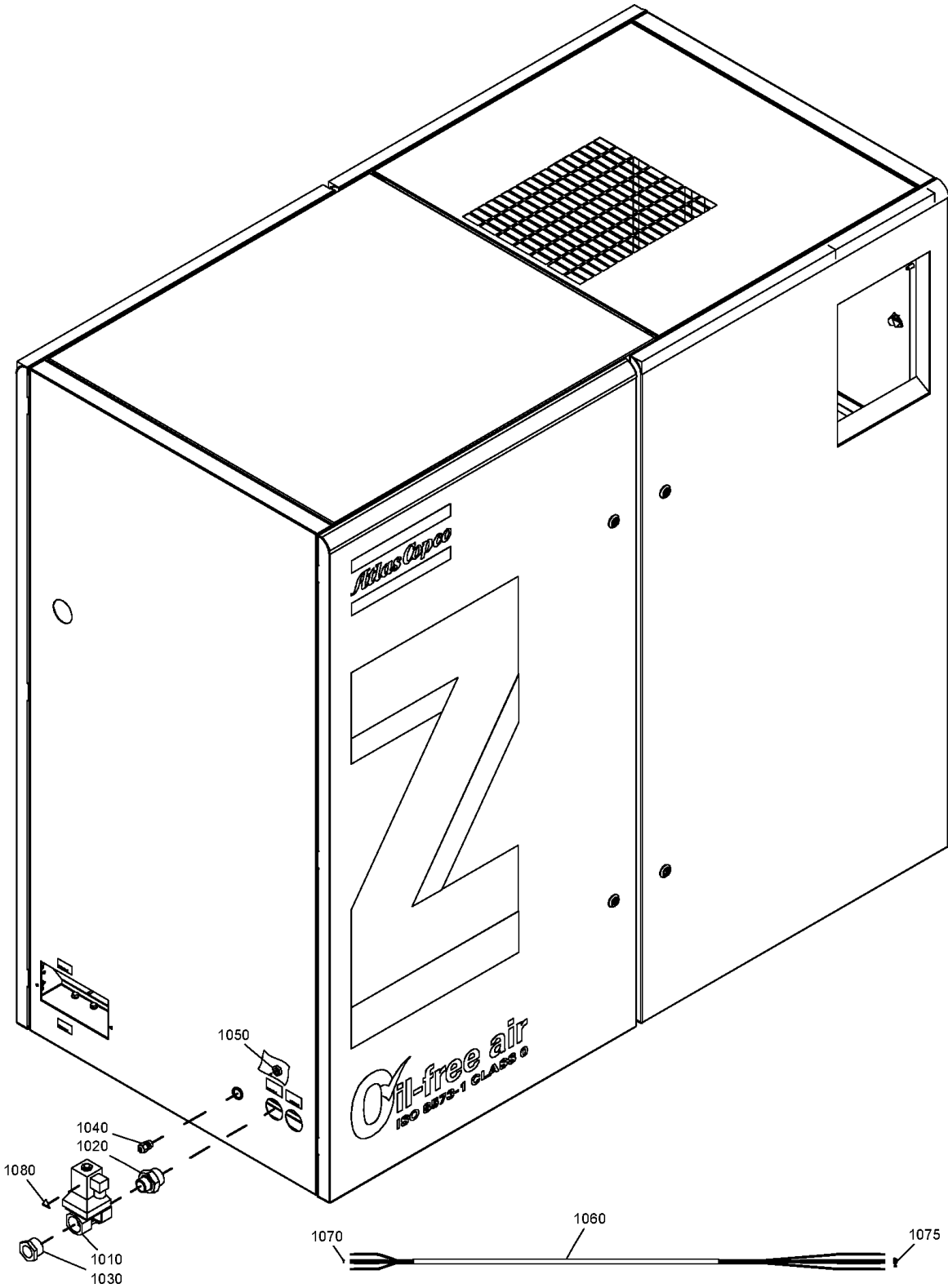
Ref	Part Number	Qty	Name	Validity
	8092 2921 38	1	STANDRAD OPTION - ALARM HORN	
1010	1089 9430 31	1	HORN	(08/06/2009 - ...)
1030	1622 3233 00	1	CABLE ALARM HORN	(08/06/2009 - ...)
1040	0160 6046 00	2	SCREW	(08/06/2009 - ...)
1050	0266 2106 00	2	HEXAGON NUT M4	(08/06/2009 - ...)
1060	0301 2315 00	4	WASHER	(08/06/2009 - ...)
1070	0333 3214 00	2	LOCK WASHER	(08/06/2009 - ...)
	1900 2073 55	1	ALARM HORN	(08/06/2009 - ...)
2005	• 1088 0031 75	1	CONNECTOR	
2010	• 1089 0362 88	1	PUSH BUTTON	
2015	• 1089 9435 17	1	TIMER RELAY	
2020	• 1089 9511 06	1	CONTACTOR	
2025	• 1088 0037 62	1	CONNECTOR	
2030	• 1089 9511 15	1	SOCKET	
2035	• 1089 9511 57	1	CLIP	
2040	• 1089 9638 05	1	CONTACT BLOCK	



Ref	Part Number	Qty	Name	Validity
	8092 2896 47	1	STANDARD OPTION - AIRCONTACT	
1005	1900-0711-78	1	AIRCONTACT QUADBAND	(10/09/2009 - 04/06/2012)
	⚡ Substituted by:	1900 0711 82	- AIRCONTACT WITH INT.MODEM SUP. (quantity: 1)	
1005	1900-0711-79	1	AIRCONT+ EXTERNAL POWER SUPPLY	(05/06/2012 - 17/04/2014)
	⚡ Substituted by:	1900 0711 82	- AIRCONTACT WITH INT.MODEM SUP. (quantity: 1)	
1005	1900 0711 82	1	AIRCONTACT WITH INT.MODEM SUP.	(18/04/2014 - 29/04/2015)
1110	1622 0676 00	1	CABLE CONTROL	(10/09/2009 - 29/04/2015)
1120	1622-5749-02	1	CABLE	(10/09/2009 - 28/02/2010)
	⚡ Substituted by:	1622 5766 01	- CABLE (quantity: 1)	
1120	1622 5766 01	1	CABLE	(01/03/2010 - 29/04/2015)
1315	1622 2715 00	1	LOGO MONITORED BY AIR CONNECT	(10/09/2009 - 29/04/2015)

40.17 - Water shut off valve

(MODEL:ZR30_08 , MODEL:ZR37_08 , MODEL:ZR45_08) + COOL:WATER



40.17 - Water shut off valve

(MODEL:ZR30_08 , MODEL:ZR37_08 , MODEL:ZR45_08) + COOL:WATER

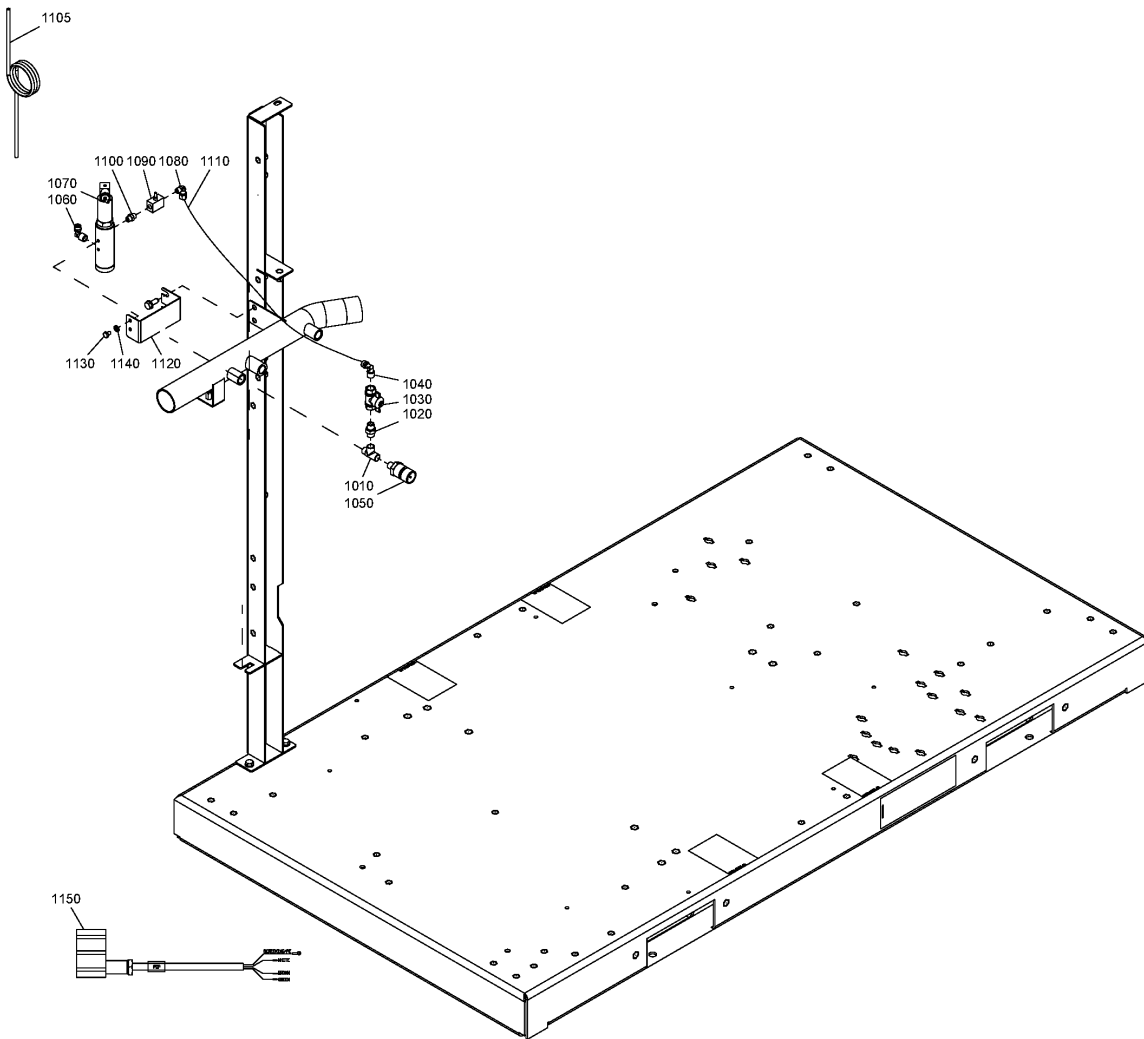
Ref	Part Number	Qty	Name	Validity
	8092 2907 85	1	STANDARD OOPTION - WATER SHUT OFF VALVE	
1010	1089 0624 04	1	SOLENOID VALVE	(03/06/2009 - ...)
1020	0603 5120 03	1	NIPPLE	(03/06/2009 - ...)
1030	0605 8300 66	1	BUSHING	(03/06/2009 - ...)
1040	0698 5140 71	1	CABLE GLAND	(03/06/2009 - ...)
1050	0697 9809 20	1	LOCK NUT	(03/06/2009 - ...)
1060	0017 2317 03	AR	CABLE	(03/06/2009 - ...)
1070	0694 5807 00	5	END SOCKET	(01/10/2009 - ...)
1075	0694 5285 13	1	CABLE LUG	(01/10/2009 - ...)
1080	1088 1001 01	1	WARNING MARK	(03/06/2009 - ...)

Legend:

COOL:WATER - Cooling:Water cooled
MODEL:ZR45_08 - Model:ZR 45

MODEL:ZR30_08 - Model:ZR 30

MODEL:ZR37_08 - Model:ZR 37



40.18 - PDP sensor

IDRY:IMD

Ref	Part Number	Qty	Name	Validity
	8092 2930 94	1	STANDARD OPTION - PDP SENSOR	
1010	0560 4401 56	1	TEE	(01/01/2013 - 31/12/2040)
1020	0603 4100 41	1	NIPPLE	(01/01/2013 - 31/12/2040)
	Substituted by:	9740 2021 22	HEXAGON NIPPLE (quantity: 1)	
1030	0852 0010 36	1	BALL VALVE	(01/01/2013 - 31/12/2040)
1040	9740 2004 32	1	ELBOW UNION	(01/01/2013 - 31/12/2040)
1050	1089 9481 03	1	SENSOR DEWPOINT	(24/01/2013 - 31/12/2040)
1060	9740 2004 32	1	ELBOW UNION	(01/01/2013 - 31/12/2040)
1070	1617 9655 80	1	SENSOR HOUSING ASSY	(01/01/2013 - 31/12/2040)
	• 0663 2129 00	1	O-RING	
1080	0582 2000 22	1	BICONICAL FITING	(01/01/2013 - 31/12/2040)
1090	8204 0941 09	1	NEEDLE VALVE	(01/01/2013 - 31/12/2040)
1100	9740 2021 11	1	HEXAGON NIPPLE	(01/01/2013 - 31/12/2040)
1105	1617 9471 00	1	PIPE	(24/01/2013 - 31/12/2040)
1110	0070 6002 38	3	TUBE	(01/08/2014 - 31/12/2040)
	Substituted by:	0070 6002 43	PTFE TUBE (quantity: 1)	
1120	1622 8168 00	1	SUPPORT	(01/01/2013 - 31/12/2040)
1130	0147 1242 03	2	HEX. HEAD SCREW	(01/01/2013 - 31/12/2040)
	Substituted by:	0147 1243 03	HEXAGON BOLT (quantity: 1)	
1140	0301 2321 00	2	PLAIN WASHER	(01/01/2013 - 31/12/2040)
1150	1617 6520 02	1	CABLE PDP SENSOR	(01/01/2013 - 23/01/2013)
1150	1617 6520 04	1	CABLE SENSOR	(24/01/2013 - 31/12/2040)

Legend:

IDRY:IMD - Integrated dryer:IMD dryer

In order to be First in Mind—First in Choice® for all your quality compressed air needs, Atlas Copco delivers the products and services that help to increase your business' efficiency and profitability.

Atlas Copco's pursuit of innovation never ceases, driven by our need for reliability and efficiency. Always working with you, we are committed to providing you the customized quality air solution that is the driving force behind your business.