

Ersatzteilliste
Spare Parts List
Liste de pièces de rechange
Relación de piezas de recambio
Lista de Componentes

L75S - 132C

Hinweise für Ersatzteilbestellung:

Um Ihren Ersatzteilauftrag ordnungsgemäß abwickeln zu können, müssen Bestellungen unbedingt folgende Angaben enthalten:

Notice for ordering spare parts:

In order to correctly complete your spare parts order, it has to contain the following details:

Directive pour la commande de pièces de rechange:

Afin de pouvoir donner suite à votre commande celle-ci doit absolument comporter les indications suivantes:

Instrucciones para pedidos de piezas de recambio:

Con el fin de poder dar curso a su pedido, éste debe comportar necesariamente las indicaciones siguientes:

Avvertenza per l'ordinazione di ricambi:

al fine di evadere regolarmente il vostro ordine di ricambi, gli ordini devono tassativamente contenere i seguenti dati:

Maschinentyp / Machine type

Type de machine / Tipo de máquina

Modello macchina

.....

CompAir Auftrags-Nr. / order no.

No de commande / n° de referencia

Numero d'ordine CompAir

.....

(siehe unten/see below/voir ci-dessous
(ver más abajo/vedere sotto)

Maschinen-Nr. / Machine no.

No de machine / N° de máquina

Codice macchina

.....

(siehe unten/see below)
(voir ci-dessous/ver más abajo)

Ersatzteilbezeichnung / Spare part description

Description de la pièce de rechange

Denominación de la pieza de recambio

Descrizione ricambio

.....

Ersatzteil-Nr. / Spare part no.

No de la pièce / N° ident de la pieza

N. ricambio

.....

Stückzahl / Amount

Quantité / Cantidad de piezas

Quantità

.....

Auftrags-Nr. / Order No. / No de commande / N° de referencia / N. d'ordine

Maschinen-Nr. / Machine no. / No de machine / N° de máquina / N. macchina

.....

.....

ERSATZTEILLISTE :
SPARE PART LIST :
LISTE DE PIECES DE RECHANGE :
RELACION DE PIEZAS DE RECAMBIO :
LISTA DE COMPONENTES :

Schraubenkompressoren L75S - L132CC
screw compressors L75S - L132CC
compresseurs L75S - L132CC
compresor L75S - L132CC
compressore L75S - L132CC

BENENNUNG	DESCRIPTION	DESIGNATION	DENOMINACION	DESCRIZIONE	Ident-Nr.	Seite Page Pagina
Inhaltsverzeichnis	Contents	Index	Indice	Indice		
SERVICE KIT (C) L75S - L132C	MINOR SERVICE KIT (C)	KIT D'ENTRETIEN (C)	KIT DE SERVICIO (C)	KIT DI ASSISTENZA TECNICA (C)	CK2210-1	
FEINABSCHIEDER KIT (D)	SEPERATOR KIT (D)	KIT SÉPARATEUR D'HUILE (D)	KIT SEPARADOR FINO ACEITE (D)	KIT SEPARATORE FINO OLIO (D)	CK4210-825	
VERSCHLEISSTEILE KIT (E)	MAJOR KIT (E)	JEU DE PIECES D'USURE (E)	PIEZA DE DESGASTE KIT (E)	KIT PEZZI D'USURA (E)	CK8210-1	
ANTRIEB KIT (V) L75S - L132C	V-BELT KIT (V)	JEU DE COURROIE (V)	KIT CORREAS (V)	SET CINGHIE TRAPEZ. (V)		
KEILRIEMENSATZ XPB 2360 (L110/10+11bar, IP23+55)+(L110/7,5+9+13bar, IP23) - 50HZ	SET V-BELT XPB 2360 (L110/10+11bar, IP23+55)+(L110/7,5+9+13bar, IP23) - 50HZ	JEU DE COURROIE XPB 2360 (L110/10+11bar, IP23+55)+(L110/7,5+9+13bar, IP23) - 50HZ	KIT CORREAS XPB 2360 (L110/10+11bar, IP23+55)+(L110/7,5+9+13bar, IP23) - 50HZ	SET CINGHIE TRAPEZ XPB 2360 (L110/10+11bar, IP23+55)+(L110/7,5+9+13bar, IP23) - 50HZ	A 110 620 74	1
KEILRIEMENSATZ XPB 2360 (L75/7,5+10+11+13bar, IP23+55)+(L75/9bar, IP23) - 50HZ	SET V-BELT XPB 2360 (L75/7,5+10+11+13bar, IP23+55)+(L75/9bar, IP23) - 50HZ	JEU DE COURROIE XPB 2360 (L75/7,5+10+11+13bar, IP23+55)+(L75/9bar, IP23) - 50HZ	KIT CORREAS XPB 2360 (L75/7,5+10+11+13bar, IP23+55)+(L75/9bar, IP23) - 50HZ	SET CINGHIE TRAPEZ XPB 2360 (L75/7,5+10+11+13bar, IP23+55)+(L75/9bar, IP23) - 50HZ	A 110 620 74	1
KEILRIEMENSATZ XPB 2360 (L90/7,5+9+10+11bar, IP23+55)+(L90/13bar, IP23) - 50HZ	SET V-BELT XPB 2360 (L90/7,5+9+10+11bar, IP23+55)+(L90/13bar, IP23) - 50HZ	JEU DE COURROIE XPB 2360 (L90/7,5+9+10+11bar, IP23+55)+(L90/13bar, IP23) - 50HZ	KIT CORREAS XPB 2360 (L90/7,5+9+10+11bar, IP23+55)+(L90/13bar, IP23) - 50HZ	SET CINGHIE TRAPEZ XPB 2360 (L90/7,5+9+10+11bar, IP23+55)+(L90/13bar, IP23) - 50HZ	A 110 620 74	1
KEILRIEMENSATZ XPB 2410 (L90/13bar, IP55)+(L75/9bar, IP55)+(L1107,5+9+13bar, IP55) - 50HZ	SET V-BELT XPB 2410 (L90/13bar, IP55)+(L75/9bar, IP55)+(L1107,5+9+13bar, IP55) - 50HZ	JEU DE COURROIE XPB 2410 (L90/13bar, IP55)+(L75/9bar, IP55)+(L1107,5+9+13bar, IP55) - 50HZ	KIT CORREAS XPB 2410 (L90/13bar, IP55)+(L75/9bar, IP55)+(L1107,5+9+13bar, IP55) - 50HZ	SET CINGHIE TRAPEZ XPB 2410 (L90/13bar, IP55)+(L75/9bar, IP55)+(L1107,5+9+13bar, IP55) - 50HZ	A 111 371 74	1
KEILRIEMENSATZ XPB 2650 (L132C/9+13bar, IP23+55) - 50HZ	SET V-BELT XPB 2650 (L132C/9+13bar, IP23+55) - 50HZ	JEU DE COURROIE XPB 2650 (L132C/9+13bar, IP23+55) - 50HZ	KIT CORREAS XPB 2650 (L132C/9+13bar, IP23+55) - 50HZ	SET CINGHIE TRAPEZ XPB 2650 (L132C/9+13bar, IP23+55) - 50HZ	A 111 380 74	1
KEILRIEMENSATZ XPB 2800 (L132C/7,5bar, IP23+55) - 50HZ	SET V-BELT XPB 2800 (L132C/7,5bar, IP23+55) - 50HZ	JEU DE COURROIE XPB 2800 (L132C/7,5bar, IP23+55) - 50HZ	KIT CORREAS XPB 2800 (L132C/7,5bar, IP23+55) - 50HZ	SET CINGHIE TRAPEZ XPB 2800 (L132C/7,5bar, IP23+55) - 50HZ	A 111 378 74	1
KEILRIEMENSATZ XPB 2800 (L132C/10+11bar, IP23+55) - 50HZ	SET V-BELT XPB 2800 (L132C/10+11bar, IP23+55) - 50HZ	JEU DE COURROIE XPB 2800 (L132C/10+11bar, IP23+55) - 50HZ	KIT CORREAS XPB 2800 (L132C/10+11bar, IP23+55) - 50HZ	SET CINGHIE TRAPEZ XPB 2800 (L132C/10+11bar, IP23+55) - 50HZ	A 111 379 74	1
KEILRIEMENSATZ XPB 2360 (L75/7,5+9+10+13bar, IP23+55) - 60HZ	SET V-BELT XPB 2360 (L75/7,5+9+10+13bar, IP23+55) - 60HZ	JEU DE COURROIE XPB 2360 (L75/7,5+9+10+13bar, IP23+55) - 60HZ	KIT CORREAS XPB 2360 (L75/7,5+9+10+13bar, IP23+55) - 60HZ	SET CINGHIE TRAPEZ XPB 2360 (L75/7,5+9+10+13bar, IP23+55) - 60HZ	A 110 620 74	1
KEILRIEMENSATZ XPB 2360 (L90/7,5+10+13bar, IP23+55)+(L90/9bar, IP55) - 60HZ	SET V-BELT XPB 2360 (L90/7,5+10+13bar, IP23+55)+(L90/9bar, IP55) - 60HZ	JEU DE COURROIE XPB 2360 (L90/7,5+10+13bar, IP23+55)+(L90/9bar, IP55) - 60HZ	KIT CORREAS XPB 2360 (L90/7,5+10+13bar, IP23+55)+(L90/9bar, IP55) - 60HZ	SET CINGHIE TRAPEZ XPB 2360 (L90/7,5+10+13bar, IP23+55)+(L90/9bar, IP55) - 60HZ	A 110 620 74	1
KEILRIEMENSATZ XPB 2360 (L110/7,5bar, IP23+55)+(L110/9+10+11bar, IP23) - 60HZ	SET V-BELT XPB 2360 (L110/7,5bar, IP23+55)+(L110/9+10+11bar, IP23) - 60HZ	JEU DE COURROIE XPB 2360 (L110/7,5bar, IP23+55)+(L110/9+10+11bar, IP23) - 60HZ	KIT CORREAS XPB 2360 (L110/7,5bar, IP23+55)+(L110/9+10+11bar, IP23) - 60HZ	SET CINGHIE TRAPEZ XPB 2360 (L110/7,5bar, IP23+55)+(L110/9+10+11bar, IP23) - 60HZ		
KEILRIEMENSATZ XPB 2410 (L75/11bar, IP23+IP55)+(L90/9bar, IP55)+(L90/11bar, IP23+IP55)+(L110/9+10+11bar, IP55)+(L110/13, IP23+IP55) - 60HZ	SET V-BELT XPB 2410 (L75/11bar, IP23+IP55)+(L90/9bar, IP55)+(L90/11bar, IP23+IP55)+(L110/9+10+11bar, IP55)+(L110/13, IP23+IP55) - 60HZ	JEU DE COURROIE XPB 2410 (L75/11bar, IP23+IP55)+(L90/9bar, IP55)+(L90/11bar, IP23+IP55)+(L110/9+10+11bar, IP55)+(L110/13, IP23+IP55) - 60HZ	KIT CORREAS XPB 2410 (L75/11bar, IP23+IP55)+(L90/9bar, IP55)+(L90/11bar, IP23+IP55)+(L110/9+10+11bar, IP55)+(L110/13, IP23+IP55) - 60HZ	SET CINGHIE TRAPEZ XPB 2410 (L75/11bar, IP23+IP55)+(L90/9bar, IP55)+(L90/11bar, IP23+IP55)+(L110/9+10+11bar, IP55)+(L110/13, IP23+IP55) - 60HZ	A 111 371 74	1
KEILRIEMENSATZ XPB 2650 (L132C/7,5+9+10+11+13bar, IP23+55) - 60HZ	SET V-BELT XPB 2650 (L132C/7,5+9+10+11+13bar, IP23+55) - 60HZ	JEU DE COURROIE XPB 2650 (L132C/7,5+9+10+11+13bar, IP23+55) - 60HZ	KIT CORREAS XPB 2650 (L132C/7,5+9+10+11+13bar, IP23+55) - 60HZ	SET CINGHIE TRAPEZ XPB 2650 (L132C/7,5+9+10+11+13bar, IP23+55) - 60HZ	A 111 380 74	1
LEITUNGSSSCHEMA (+DELCO S3000)	WIRING DIAGRAM (+DELCO S3000)	SCHEMA ELECTRIQUE (DELCOS 3000)	ESQUEMA DE CONEXIONES (+DELCO S3000)	SCHEMA COLL.ELETTTRICI (+DELCO S3000)	A 110 501 74	
BETRIEBSANLEIT. L75S - L132C	INSTR.MANUAL L75S - L132C	INSTRUCT.SERV.L75S - L132C	INSTRUC. DE SERVICIO L75S - L132C	ISTRUZIONI D'USO L75S-132C	10000 2181	1
ERSATZTEILLISTE L75S - L132C	SPARE PART LIST L75S - L132C	LISTE DE PIECES L75S - L132C	RELACION DE PIEZAS DE RECAMBIO L75S-132C	LISTA RICAMBI L75S-132C	10000 2182	1
BETRIEBSANLEITUNG DELCOS 3000	INSTR.MANUAL DELCOS3000	INSTRUC. DE SERVICE DELCOS 3000	INSTRUC. DE SERVICIO DELCOS 3000	ISTRUZIONI D'USO DELCOS 3000	10000 2641	1
BETRIEBSANL. DELCOS 3000 GLW	INSTR.MANUAL DELCOS 3000 GLW	INSTR. DE SERV. DELCOS 3000 GLW	INSTRUCCIONES DELCOS 3000 GLW	ISTRUZIONI D'USO DELCOS 3000 GLW	A 114 523 74	1
ENDABNAHME	FINAL INSPECTION	INSPECTION FINALE	RECEPCION FINAL	COLLAUDO FINALE	10000 2180	2
E-INSTALLATION KPL.	ELECTRICAL INSTALLATION	INSTALLATION ELECTRIQUE	INSTAL. ELEC.	INSTAL. ELETTRICA COMPLETA	A 115 019 74	2
E-STEUERUNG DELCOS 3000	ELECTR. CONTROL DELCOS 3000	COMMANDE ELECTR. DELCOS 3000	INSTAL. ELEC. DELCOS 3000	COMANDO ELETTTRICO DELCOS 3000	10000 2736	4
VERKLEIDUNG KPL.	PANELLING	CAPOTAGE	REVESTIMIENTO	RIVESTIMENTO COMPLETO	10000 2140	6
LAGERSCHMIERUNG	BEARING LUBRICATON	GRAISSAGE DES PALIERS	ENGRASE RODAM.	LUBRIFICAZIONE CUSCINETTI	A 115 010 74	14
LUFTFILTEREINHEIT	AIR FILTER ASSEMBLY	ENSEMBLE FILTRE A AIR	UNIDAD FILTRO DE AIRE	ASSIEME FILTRO ARIA	A 115 005 74	16
REGELUNGSEINHEIT	CONTROL	REGLAGE	UNIDAD REGULACION	UNITA' DI REGOLAZIONE	A 115 023 74	18
DRUCKROHR KPL.	PRESSURE PIPE	TUBE DE PRESSION	TUBO DE PRESION	TUBO DI PRESSIONE CPL.	10000 2856	18
KUEHLEREINHEIT KPL. A	COOLER UNIT A	UNITE REFROIDISSEUR A	RADIADOR (UNIDAD) A	UNITA' RADIATORE	A 115 016 74	20
KUEHLEREINHEIT W	COOLER UNIT W	UNITE REFROIDISSEUR W	RADIADOR (UNIDAD) W	UNITA' RADIATORE	10000 2857	22
ANTRIEBE	DRIVE UNITS	ENTRAINEMENTS	MOTORES	MOTORI	10000 2729	24
DRUCKBEHAELTER	PRESSURE TANK	RESERVOIR A PRESSION	DEPOSITO DE PRESION	RECIPIENTI A PRESSIONE	10000 2735	26
VENTILTEILE	VALVE ASSEMBLY	ENSEMBLE SOUPAPE	PIEZA DE VALVULA	COMPONENTI DI VALVOLA	A 112 438 74	26
VERDICHTER	AIR END	BLOC-VIS	CABEZAL	COMPRESSORE	10000 0934	
EK 210 NK VERDICHTER	EK 210 NK AIR END	COMPRESSEUR EK 210 NK	CABEZAL COMP. EK 204 WK	COMPRESSORE EK 210 NK	A 057 001 74	48
ANSAUGREGLER	INTAKE CONTROLLER	REGULATEUR D'ASPIRATION	REGULADOR DE ASPIR.	REGOLATORE ASPIRAZIONE	10000 0907	48
GRUNDRAMEN	BASIC FRAME	CHASSIS DE BASE	BASTIDOR BASICO	TELAIO DI BASE	A 115 003 74	50



Anwendungszeitraum der Service Kit Type L04 - L250

9472.2
Techn. Koordination
Stand 1.7.00

<i>Service Matrix</i>	<i>Service Matrix</i>	<i>Matrice de service</i>	<i>Matriz de manten.</i>	<i>Matrice di servizio</i>								
<i>Betriebsstunden</i>	<i>Hours</i>	<i>Heures de service</i>	<i>Horas de trabajo</i>	<i>Ore di esercizio</i>	2000	4000	6000	8000	10000	12000	14000	16000
<i>Betriebsmonate</i>	<i>Time mths</i>	<i>Mois de service</i>	<i>Meses de trabajo</i>	<i>Mesi di esercizio</i>	6	12	18	24	30	36	42	48
<i>Betriebsjahre</i>	<i>Time yrs.</i>	<i>Années de service</i>	<i>Años de trabajo</i>	<i>Anni di esercizio</i>	0.5	1	1.5	2	2.5	3	3.5	4
<i>Paket Nr.</i>	<i>Service</i>	<i>N° de paquet</i>	<i>Paquete N°</i>	<i>N. di pacchetto</i>	C	C + D	C	C + D + E	C	C + D + V	C	C + D + E

<i>Betriebsstunden</i>	<i>Hours</i>	<i>Heures de service</i>	<i>Horas de trabajo</i>	<i>Ore di esercizio</i>	18000	20000	22000	24000	26000	28000	30000	32000
<i>Betriebsmonate</i>	<i>Time mths</i>	<i>Mois de service</i>	<i>Meses de trabajo</i>	<i>Mesi di esercizio</i>	54	60	66	72	78	84	90	96
<i>Betriebsjahre</i>	<i>Time yrs.</i>	<i>Années de service</i>	<i>Años de trabajo</i>	<i>Anni di esercizio</i>	4.5	5	5.5	6	6.5	7	7.5	8
<i>Paket Nr.</i>	<i>Service</i>	<i>N° de paquet</i>	<i>Paquete N°</i>	<i>N. di pacchetto</i>	C	C + D	C	C + D + E + V	C	C + D	C	C + D + E

<i>Betriebsstunden</i>	<i>Hours</i>	<i>Heures de service</i>	<i>Horas de trabajo</i>	<i>Ore di esercizio</i>	34000	36000	38000	40000	42000	44000	46000	48000
<i>Betriebsmonate</i>	<i>Time mths</i>	<i>Mois de service</i>	<i>Meses de trabajo</i>	<i>Mesi di esercizio</i>	102	108	114	120	126	132	138	144
<i>Betriebsjahre</i>	<i>Time yrs.</i>	<i>Années de service</i>	<i>Años de trabajo</i>	<i>Anni di esercizio</i>	8.5	9	9.5	10	10.5	11	11.5	12
<i>Paket Nr.</i>	<i>Service</i>	<i>N° de paquet</i>	<i>Paquete N°</i>	<i>N. di pacchetto</i>	C	C + D + V	C	C + D + E	C	C + D	C	C + D + E + V

Bei einer Laufzeit von 4000BH im Jahr und normalen Bedingungen werden folgende Pakete benötigt:

Assuming 4000hrs running pa under normal conditions consumable usage will be:

Les paquets suivants sont nécessaires lors d'une durée de fonctionnement de 4000HS par an et sous des conditions normales :

Con un funcionamiento de 4000 horas por año y condiciones normales se necesitan los siguientes paquetes:

Sono necessari i pacchetti seguenti in caso di una durata di esercizio di 4000 ore in presenza di normali condizioni.

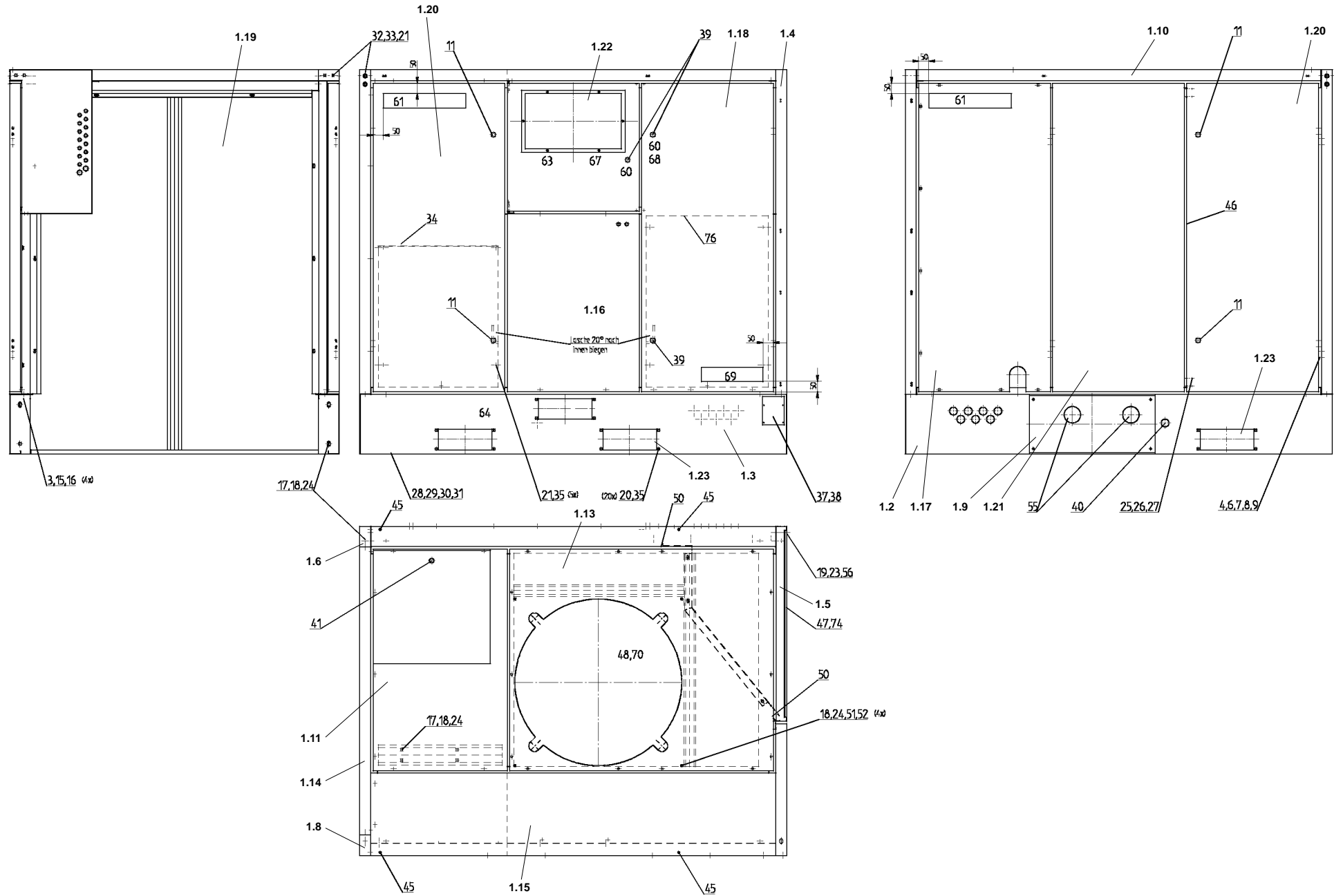
Paket Nr. Service N° de paquet Paquete N° N. di pacchetto	4000hrs/1yr	8000hrs/2yrs	12000hrs/3yrs	16000hrs/4yrs	20000hrs/5yrs	24000hrs/6yrs	28000hrs/7yrs	32000hrs/8yrs	36000hrs/9yr	40000hrs/10yrs	44000hrs/11yrs	48000hrs/12yrs
C	2	4	6	8	10	12	14	16	18	20	22	24
D	1	2	3	4	5	6	7	8	9	10	11	12
E	0	1	1	2	2	3	3	4	4	4	5	5
V	0	0	1	1	1	2	2	2	3	3	3	4

Paket Nr. Service N° de paquet Paquete N° N. di pacchetto	52000hrs/13yrs	56000hrs/14yrs	60000hrs/15yrs
C	26	28	30
D	13	14	15
E	6	6	7
V	4	4	5

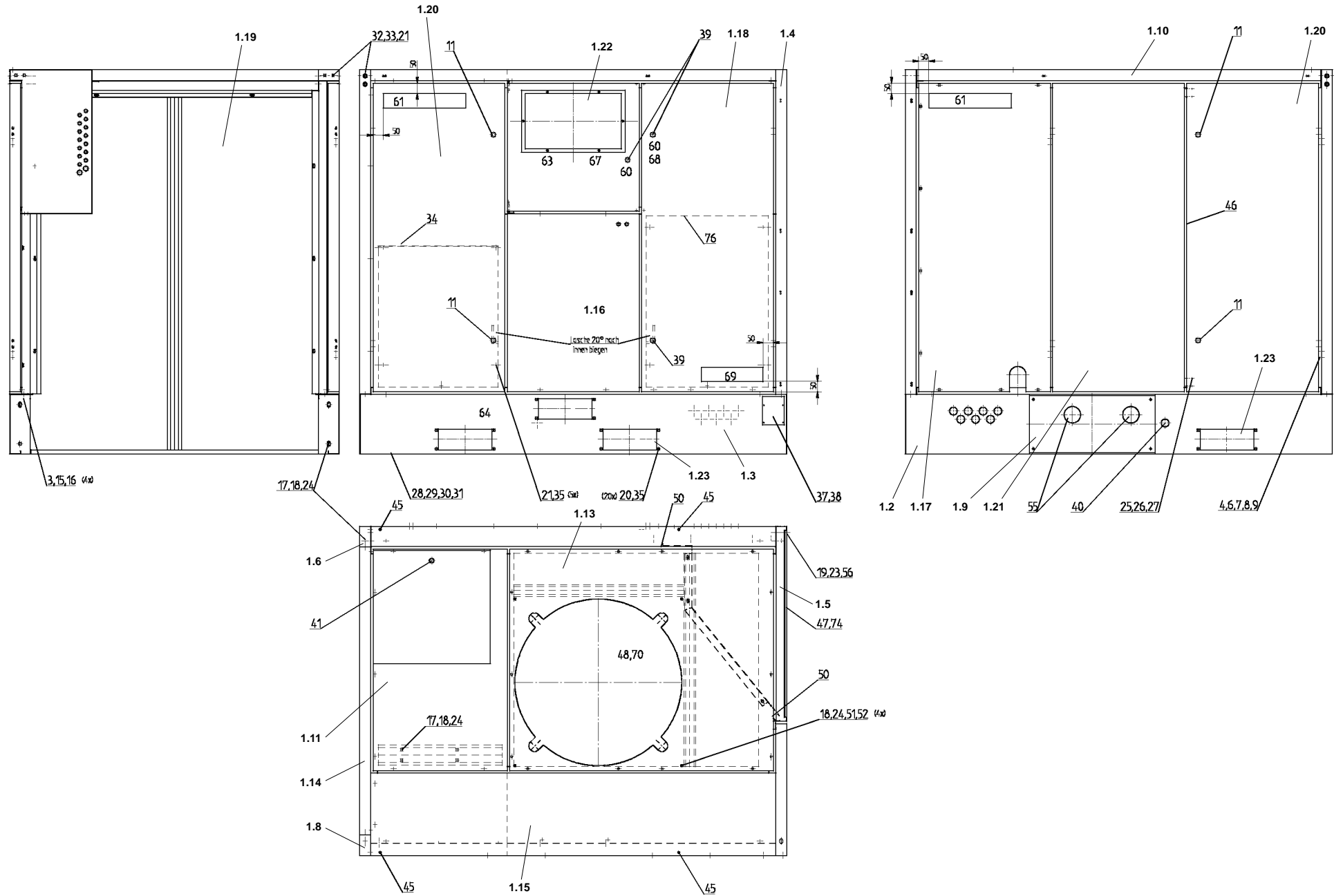
Pos	BENENNUNG	DESCRIPTION	DESIGNATION	DENOMINACION	DESCRIZIONE	Lager Nr. Stock Nr. N° de magasin N° de magazzino	Menge Qty. Quant. Cantidad
	SCHRAUBENKOMPRESSOR	SCREW COMPRESSOR	COMPRESSEUR A VIS	COMPRESOR DE TORNILLO	COMPRESSORE A VITE	A 3490 2174	
	BAUTEILE	COMPONENTS	COMPOSANTS	COMPONENTES	COMPONENTI		
104	ENDABNAHME	FINAL INSPECTION	INSPECTION FINALE	RECEPCION FINAL	COLLAUDO FINALE	100002180	
2	ÖL "CompAir 4000"	MINERALOIL "CompAir 4000"	HUILE "CompAir 4000"	ACEITE "CompAir 4000"	OLIO "CompAir 4000"	A 9213 0020	95litr.
2	ÖL "CompAir 4000"	MINERALOIL "CompAir 4000"	HUILE "CompAir 4000"	ACEITE "CompAir 4000"	OLIO "CompAir 4000"	A 9213 0020	110litr.
2	SYN.-OEL BLUE ENERGY 46 200 L-FASS	SYNTH.OIL BLUE ENERGY46	HUILE SYN.BLUE ENERGY 4	ACEITE BLUE ENERGY 46	OLIO BLUE ENERGY 46	A 9213 0310	110litr.
2	SYN.-OEL BLUE ENERGY 46 200 L-FASS	SYNTH.OIL BLUE ENERGY46	HUILE SYN.BLUE ENERGY 4	ACEITE BLUE ENERGY 46	OLIO BLUE ENERGY 46	A 9213 0310	95litr.
10	OELANALYSESET - BIUE ENERGY	BLUE ENERGY – OIL ANALYSIS SET	SET D'ANALYSE DE L'HUILE - BLUE ENERGY	JUEGO DE ANÁLISIS DE ACEITE – BLUE ENERGY	SET ANALISI OLIO - BLUE ENERGY	10000 1630	1
8	SCHILD "BLUE ENERGY"	SIGN "BLUE ENERGY"	PLAQUE "BLUE ENERGY"	PLACA BLUE ENERGY	ADESIVO "BLUE ENERGY" (OPTIONAL)	A 9363 9380	1
105	E-INSTALLATION KPL.	ELECTRICAL INSTALLATION	INSTALLATION ELECTRIQUE	INSTAL. ELEC. CPL.	INSTALLAZIONE ELETTRICA	A 115 019 74	
1	LEITUNG M2 LUEFTERLEIT. (L75S - L132C A)	CABLE M2 (L75S - L132C A)	CABLE M2 (L75S - L132C A)	CABLE M2 (L75S - L132C A)	CAVO M2 (L75S - L132C A)	A 110 572 74	1
1	LEITUNG M2 LUEFTERLEIT. (L75S - L132C W)	CABLE M2 (L75S - L132C W)	CABLE M2 (L75S - L132C W)	CABLE M2 (L75S - L132C W)	CAVO M2 (L75S - L132C W)	A 112 454 74	1
2	LEITUNG R1 MOTORTEMP.	CABLE R1	CABLE R1	CABLE R1	CAVO R1	A 110 573 74	1
3	LEITUNG R2 VERD-ENDTEMP	CABLE R2	CABLE R2	CABLE R2	CAVO R2	A 110 574 74	1
4	LEITUNG Y4 ABLASEVENT.	CABLE Y4	CABLE Y4	CABLE Y4	CAVO Y4	A 110 578 74	1
5	LEITUNG Y1 REGELVENTIL	CABLE Y1	CABLE Y1	CABLE Y1	CAVO Y1	A 110 575 74	1
6	LEITUNG B2VERD-ENDDRUCK	CABLE B2	CABLE B2	CABLE B2	CAVO B2	A 110 576 74	1
7	LEITUNG B1 NETZDRUCK	CABLE B1	CABLE B1	CABLE B1	CAVO B1	A 114 343 74	1
8	ERDLEITUNG	GROUND WIRE	TERRE	CONDUCTOR DE TIERRA	CAVO DI TERRA	A 110 149 74	1
	ELEKTRO ZUBEHOER	ELECTRIC. ACCESSORIES	ACCESSOIRES ELECTRIQUE	ACCESORIOS ELEC.	ACCESSORI ELETTRICI		
1	MUTTER MPG 29	NUT MPG 29	ECROU MPG 29	TUERCA MPG 29	DADO MPG 29	A 9329 1510	22
2	VERSCHRBG.C4PG29X7-18	SCREW.JOINT C4PG29X7-18	RACCORD A VIS C4PG29X7-18	RACOR C4PG29X7-18	RACCORDO VITE C4PG29X7-18	A 9329 5030	8
3	ERWEITERUNG KPG21-PG29	ADDITION KPG21-PG29	ALLONGEMENT KPG21-PG29	AMPLIACION KPG21-PG29	AMPLIAMENTO KPG21-PG29	A 9329 5900	7
4	VERSCHRBG.C4PG21X7-10	SCREW.JOINT C4PG21X7-10	RACCORD A VIS C4PG21X7-10	RACOR C4PG21X7-10	RACCORDO VITE	A 9329 5860	7
5	MUTTER MPG 21	NUT MPG 21	ECROU MPG 21	TUERCA MPG 21	DADO MPG 21	A 9329 5870	7
6	ROHRKLEMME RK 8	PIPE CLAMP RK 8	COLLIER P.TUYAU RK 8	REGLETA P/TUBO RK 8	COLLARE TUBO RK 8	A 9364 9480	2
7	VERSCHRBG.C4PG29X7-18	SCREW.JOINT C4PG29X7-18	RACCORD A VIS C4PG29X7-18	RACOR C4PG29X7-18	RACCORDO VITE C4PG29X7-18	A 9329 5030	21
8	APG-VERSCHRBG.29 XA21 MS	APG SCREW.JOINT29 XA 21	RACCORD29 XA 21	RACOR 29 XA 21 APG	RACCORDO A VITE APG 29 XA 21	A 9329 2930	14
9	MUTTER LPG 29	NUT LPG 29	ECROU LPG 29	TUERCA LPG 29	DADO LPG 29	A 9329 3000	14
10	MUTTER LPG 9	nut LPG 9	ECROU LPG 9	TUERCA LPG 9	DADO LPG 9	A 9329 2980	12
11	VERSCHRBG. NH 9-15/14	SCREW.JOINT NH 9-15/14	RACCORD A VIS NH 9-15/14	RACOR NH 9-15/14	RACCORDO VITE	A 9329 4070	21
12	REDUKTION HPG16 -PG11	REDUCTION HPG16 -PG 11	REDUCTION HPG16 -PG11	REDUCCION HPG16 -PG11	RIDUZIONE HPG16 -PG11	A 9329 4560	1

Pos	BENENNUNG	DESCRIPTION	DESIGNATION	DENOMINACION	DESCRIZIONE	Lager Nr. Stock Nr. N° de magasin N° de magazzino	Menge Qty. Quant. Cantidad
13	REDUKTION HPG11 -PG 9	REDUCTION HPG11 -PG 9	REDUCTION HPG11 -PG 9	REDUCCION HPG11 -PG 9	RIDUZIONE HPG11 -PG 9	A 9329 4570	3
14	390/SCHUTZLEITERZCH.16 NR.158	390/PROT. COND.SYMBOL	SYMBOLE TERRE 390 16	SIMBOLO TIERRA 390	390/SIMBOLO COND.PROT.16 NR.158	A 9329 2090	1
22	AUFBEWAHRUNGSTASCHE	STORAGE BAG	POCHE DE CONSERVATION	BOLSA DE PROTECCION	TASCA DI CONTENIMENTO	A 130 396 74	1
23	R-SHELLE RSGU1.46/25	PIPE CLAMP RSGU 1.46/25	COLLIER RSGU1.46/25	ABRAZADERA RSGU1.46/25	COLLARE SERRATUBI RSGU 1.46/25	A 9364 9790	2
24	KABELBINDER	CABLE BINDER	ATTACHE DE CABLE	ATADO DE CABLES	FASCETTA STRINGICAVO	A 126 421 56	10
25	KABELBINDER	CABLE BINDER	ATTACHE DE CABLE	ATADO DE CABLES	FASCETTA STRINGICAVO	A 126 421 46	10
27	ISOLIERBAND GRUEN/GELB ROLLE 25M	INSUL.TAPE GREEN/YELLOW	RUBAN ISOL.VERT/JAUNE	CINTA AISL. VERDE/AMAR.	NASTRO ISOLANTE VERDE/GIALLO ROTOLO 25 M	A 9329 2410	1
28	R-SHELLE RSGU1.23/15	PIPE CLAMP RSGU1.23/15	COLLIER RSGU1.23/15	ABRA. P/TUB.RSGU1.23/15	COLLARE SERRATUBI RSGU1.23/15	A 036 071 77	1
37	ERDLEITUNG	GROUND WIRE	TERRE	CONDUCTOR DE TIERRA	CAVO DI TERRA	A 110 151 74	1
38	SCHILD TRAFEOEINSTELLUNG	SIGN TRANSF.ADJUSTM.	PLAQUEREGLAGE TRANSFO	ADHESIVO	TARGHETTA "REGOL.TRASFORM."	A 9363 8270	1
39	ABDECKKAPPE DP-1500	COVER CAP DP -1500	CHAPE DP-1500	TAPA PROTECTORA DP-1500	CALOTTA DP-1500	A 110 069 74	10
40	TEMPERATUREMP.AUFKLEBER	TEMPER.SENSITIVE LABEL	ETIQUETTE THERMIQUE	ETIQUETA TERMICA	ETICHETTA SENSIBILE ALLA TEMPERATURA	A 111 168 74	1
41	ANKERSCHIENE	ANCHOR RAIL	RAIL D'ANCRAGE	RIEL/ARMADURA	BARRA DI ANCORAGGIO	A 112 453 74	1
44	LEITUNG Y6 KUEHLWASSER	CABLE Y6	CABLE Y6	CABLE Y6	CAVO Y6	A 112 455 74	1
45	BUEGELSHELLE 16 - 22	U-CLIP 16-22	COLLIER ETRIER 16-22	ABRAZAD. ESTRIBO 16-22	CAVALLOTTO TUBO RIGIDO 16-22	A 9329 3060	4
45	BUEGELSHELLE 16 - 22	U-CLIP 16-22	COLLIER ETRIER 16-22	ABRAZAD. ESTRIBO 16-22	CAVALLOTTO TUBO RIGIDO 16-22	A 9329 3060	7
45	BUEGELSHELLE 22 - 28	U-CLIP 22-28	COLLIER ETRIER 22-28	ABRAZAD. ESTRIBO 22-28	CAVALLOTTO TUBO RIGIDO 22-28	A 9329 4340	4
46	GEGENWANNE 16 - 22	OIL SUMP 16 - 22	CONTRE-BAC 16 - 22	BANDEJA ACEITE 16 - 22	COPPA DELL'OLIO 16-22	A 9329 3090	4
16	GEGENWANNE 16 - 22 POLY/GRAU	OIL SUMP 16 - 22	CONTRE-BAC 16 - 22	BANDEJA ACEITE 16 - 22	COPPA DELL'OLIO 16-22 POLI/GRIGIO	A 9329 3090	7
16	GEGENWANNE 22 - 28	OIL SUMP 22 - 28	CONTRE-BAC 22 - 28	BANDEJA ACEITE 22 - 28	COPIA DELL'OLIO 22-28	A 9329 4350	4
106	E-STEUERUNG DELCOS 3000	ELECTR. CONTROL DELCOS 3000	COMMANDE ELECTR. DELCOS 3000	INSTAL. ELEC. DELCOS 3000	COMANDO ELETTRICO DELCOS 3000	10000 2736	
1	ELEKTRONIK DELCOS 3000	ELECTRONIC DELCOS 3000	ELECTRONIC DELCOS 3000	ELECTRONICA DELCOS 3000	ELETTRONICA DELCOS 3000	10000 2596	1
2	ECHTZEITUHR DELCOS 3000	TIMER DELCOS 3000	COMPTEUR DE TEMPS REEL	RELOJ EN TIEMPO REAL	TIMER TEMPO REALE DELCOS 3000	A 112 666 74	1
3	SCHNITTSTELLENMOD. RS485	INTERFACE MODULE	MODULE INTERFACE	MODULO DE INTERFAZ RS 485	MODULO DI INTERFACCIA RS485	A 112 668 74	1
4	MS-BUS MODUL	MS-BUS MODULE	MODULE MS-BUS	MODULO DE BUS MS	MODULO MS-BUS	A 112 670 74	1

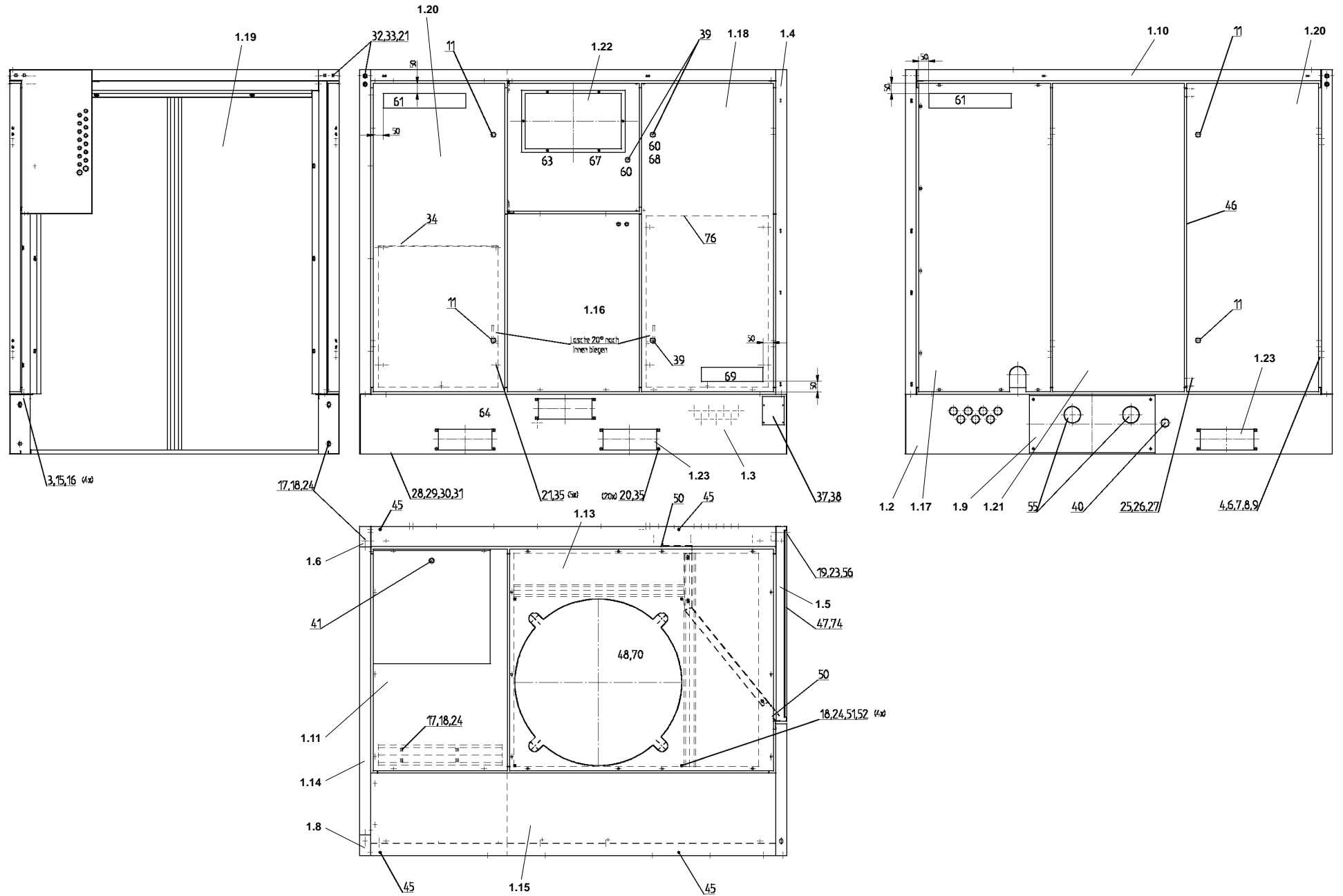
Pos	BENENNUNG	DESCRIPTION	DESIGNATION	DENOMINACION	DESCRIZIONE	Lager Nr. Stock Nr. N° de magasin N° de magazzino	Menge Qty. Quant. Cantidad
107	VERKLEIDUNG KPL.	PANELLING CPL.	CAPOTAGE CPL.	REVESTIMIENTO CPL.	RIVESTIMENTO COMPL.	10000 2140	
1	BLECHTEILE VERKLEIDUNG (L75S - L132 W)	SHEETS METAL CAPONY (L75S - L132 W)	PLAQUES DE METAL RECOUVREMENT (L75S - L132 W)	REVEST./PIEZAS DE CHAPA (L75S - L132 W)	PEZZI LAMIERA (L75S - L132 W)	10000 2178	1
1.1	SCHUERZE	APRON	TABLIER	FALDON	GREMBIULE	10000 2164	1
1.2	SCHUERZE	APRON	TABLIER	FALDON	GREMBIULE	10000 2165	1
1.3	SCHUERZE	APRON	TABLIER	FALDON	GREMBIULE	10000 2166	1
1.4	ECKWAND	CORNER WALL	PAROI DE COIN	PARED ANGULAR	SUPPORTO ANGOLO	A 114 362 74	1
1.5	WAND	WALL	PAROI	PARED	PARETE	A 114 363 74	1
1.6	ECKSTUECK	CORNER PIECE	PIECE DE COIN	PIEZA ANGULAR	SUPPORTO ANGOLO	A 110 715 74	1
1.7	ZULUFTBLECH	AIR INLET SHEET METAL	PLAQUE DE METAL D'AIR AMENE	CHAPA PARA ENTRADA DE AIRE	LAMIERA INGRESSO ARIA	A 112 456 74	1
1.8	ECKSTUECK	CORNER PIECE	PIECE DE COIN	PIEZA ANGULAR	SUPPORTO ANGOLO	A 110 717 74	1
1.9	ABDECKBLECH	COVER PLATE	TOLE DE PROTECTION	CHAPA RECUBRIDORA	LAMIERA DI COPERTURA	10000 2169	1
1.10	LAENGSTRAEGER	SIDEBAR	LANGEROU	LARGUERO	LONGHERONE	A 114 359 74	1
1.11	DACH	TOP	TOIT	TEJADILLO	TETTO	A 110 746 74	1
1.12	ABDECKBLECH	COVER PLATE	TOLE DE PROTECTION	CHAPA RECUBRIDORA	LAMIERA DI COPERTURA	10000 2176	2
1.13	LUEFTERPANEEL	PANE OF A WAINSCOT	PANNEAU DE LAMBRIS	PANEL RADIADOR	PANELLO VENTILATORE	A 110 722 74	1
1.14	QUERTRAEGER	STRETCHER	ENTRETOISE TRANSVERSALE	SOPORTE TRANSVERSAL	BARRA TRASVERSALE	A 110 743 74	1
1.15	SCHALTSCHRANK	SWITCH CABINET	ARMOIRE ELECTRIC	ARMARIO DISTRIBUCION	ARMADIO ELETTRICO	A 114 364 74	1
1.16	SCHALTSCHRANK PANEEL	SWITCH CABINET PANE OF A WAINSCOT	PANNEAU DE LAMBRIS ARMOIRE ELECTRIC	PANEL ARMARIO DISTRIBUCION	PANELLO PER ARMADIO ELETTRICO	10000 2177	
1.17	PANEEL	PANE OF A WAINSCOT	PANNEAU DE LAMBRIS	PANEL	PANNELLO	10000 2167	1
1.18	SCHALTSCHRANKTUER	SWITCH CABINET DOOR	PORTE ARMOIRE ELECTRIC	PUERTA DEL ARMARIO DE CONMUTACION ELEC.	ANTA ARMADIO ELETTRICO	10000 2172	1
1.19	SEITENWAND	SIDE WALL	PAROI LATERAL	PARED LATERAL	PARTE LATERALE	A 110 749 74	1
1.20	TUER	DOOR	PORTE	PUERTA	ANTA	10000 2173	2
1.21	TUER	DOOR	PORTE	PUERTA	ANTA	10000 2174	1
1.22	SCHALTSCHRANKTUER-ELEK.	SWITCH CABINET DOOR	PORTE ARMOIRE ELECTRIC	PUERTA DEL ARMARIO DE CONMUTACION	ANTA ARMADIO ELETTRICO	10000 2175	1
1.23	ABDECKBLECH	COVER PLATE	TOLE DE PROTECTION	CHAPA RECUBRIDORA	LAMIERA DI COPERTURA	10000 2168	4
1.24	DECKEL	LID	COUVERCLE	TAPA	COPERCHIO	A 110 571 74	1
1.25	LASCHE	SHACKLE	ATTACHE	ATADURA	LINGUETTA	A 112 325 74	1
1.26	DISTANZPLATTE	SPACER PLATE	PLAQUE D'ECARTEMENT	PLAQUITA DISTANCIADORA	PANNELLO DISTANZIATORE	A 112 326 74	1
1.27	PLATTE	PLATE	PLAQUE	PLACA	PANNELLO	A 112 327 74	1
1.28	GEGENPLATTE	COUNTER PLATE	CONTRE PLAQUE	CONTRAPLACA	CONTROPIASTRA	A 112 328 74	1
1.29	LUEFTERBLECH	FAN SHEET	TOLE DE VENTILATEUR	CHAPA VENTILADOR	LAMIERA VENTILATORE	A 112 461 74	1
1.30	TUERANSCHLAG	DOOR LIMIT STOP	PORTE AVEC ARRET	TOPE PARA LA PUERTA	BATTUTA PORTA	A 112 428 74	1



Pos	BENENNUNG	DESCRIPTION	DESIGNATION	DENOMINACION	DESCRIZIONE	Lager Nr. Stock Nr. N° de magasin N° de magazzino	Menge Qty. Quant. Cantidad
1	BLECHTEILE VERKLEIDUNG (L75S - L132 A)	SHEETS METAL CAPONY (L75S - L132 A)	PLAQUES DE METAL RECOUVREMENT (L75S - L132 A)	REVEST./PIEZAS DE CHAPA (L75S - L132 A)	PEZZI LAMIERA	A 1000 021 79	1
1.1	SCHUERZE	APRON	TABLIER	FALDON	GREMBIULE	A 1000 021 64	1
1.2	SCHUERZE	APRON	TABLIER	FALDON	GREMBIULE	A 1000 021 65	1
1.3	SCHUERZE	APRON	TABLIER	FALDON	GREMBIULE	A 1000 021 66	1
1.4	ECKWAND	CORNER WALL	PAROI DE COIN	PARED ANGULAR	SUPPORTO ANGOLO	A 114 362 74	1
1.5	WAND	WALL	PAROI	PARED	PARETE	1143 6374	1
1.6	ECKSTUECK	CORNER PIECE	PIECE DE COIN	PIEZA ANGULAR	SUPPORTO ANGOLO	A 110 715 74	1
1.7	TUERANSCHLAG	DOOR LIMIT STOP	PORTE AVEC ARRET	TOPE PARA LA PUERTA	BATTUTA PORTA	A 112 428 74	1
1.8	ECKSTUECK	CORNER PIECE	PIECE DE COIN	PIEZA ANGULAR	SUPPORTO ANGOLO	A 110 717 74	1
1.9	ABDECKBLECH	COVER PLATE	TOLE DE PROTECTION	CHAPA RECUBRIDORA	LAMIERA DI COPERTURA	A 1000 021 69	1
1.10	LAENGSTRAEGER	SIDEBAR	LANGEROU	LARGUERO	LONGHERONE	A 114 359 74	1
1.11	DACH	TOP	TOIT	TEJADILLO	TETTO	A 110 746 74	1
1.12	HALTER	HOLDER	CAPOT	SOPORTE	SUPPORTO	1107 2174	1
1.13	LUEFTERPANEEL	PANE OF A WAINSCOT	PANNEAU DE LAMBRIS	PANEL DE VENTILACION	PANELLO VENTILATORE	1107 2274	1
1.14	QUERTRAEGER	STRETCHER	ENTRETOISE TRANSVERSALE	SOPORTE TRANSVERSAL	BARRA TRASVERSALE	1107 4374	1
1.15	SCHALTSCHRANK	SWITCH CABINET	ARMOIRE ELECTRIC	ARMARIO DISTRIBUCION	ARMADIO ELETTRICO	A 114 364 74	1
1.16	SCHALTSCHRANKPANEEL	SWITCH CABINET PANE OF A WAINSCOT	PANNEAU DE LAMBRIS ARMOIRE ELECTRIC	PANEL DEL ARMARIO DE CONMUTACION	PANELLO PER ARMADIO ELETTRICO	10000 2170	1
1.17	PANEEL	PANE OF A WAINSCOT	PANNEAU DE LAMBRIS	PANEL	PANNELLO	10000 2171	1
1.18	SCHALTSCHRANKTUER	SWITCH CABINET DOOR	PORTE ARMOIRE ELECTRIC	PUERTA DEL ARMARIO DE CONMUTACION	ANTA ARMADIO ELETTRICO	10000 2172	1
1.19	SEITENWAND	SIDE WALL	PAROI LATERAL	PARED LATERAL	PARTE LATERALE	1107 4974	1
1.20	TUER	DOOR	PORTE	PUERTA	ANTA	A 1000 021 73	2
1.21	TUER	DOOR	PORTE	PUERTA	ANTA	A 1000 021 74	1
1.22	SCHALTSCHRANKTUER-ELEK.	SWITCH CABINET DOOR	PORTE ARMOIRE ELECTRIC	PUERTA DEL ARMARIO DE CONMUTACION ELEC.	ANTA ARMADIO ELETTRICO	A 1000 021 75	1
1.23	ABDECKBLECH	COVER PLATE	TOLE DE PROTECTION	CHAPA RECUBRIDORA	LAMIERA DI COPERTURA	A 1000 021 68	4
1.24	DECKEL	LID	COUVERCLE	TAPA	COPERCHIO	A 110 571 74	1
1.25	LASCHE	SHACKLE	ATTACHE	ATADURA	LINGUETTA	A 112 325 74	1
1.26	DISTANZPLATTE	SPACER PLATE	PLAQUE D'ECARTEMENT	PLAQUITA DISTANCIADORA	PANNELLO DISTANZIATORE	A 112 326 74	1
1.27	PLATTE	PLATE	PLAQUE	PLACA	PANNELLO	A 112 327 74	1
1.28	GEGENPLATTE	COUNTER PLATE	PLAQUE	CONTRAPLACA	CONTROPIASTRA	A 112 328 74	1
2	DAEMMATTENSATZ-A	INSULATING PLATE SET A	JEU DE PANNEAUX ISOLANTS A	KIT ESTERAS AISLANT. A.	SET PANNELLI ISOLANTI	A 114 344 74	1
2	DAEMMATTENSATZ-W	INSULATING PLATE SET W	JEU DE PANNEAUX ISOLANTS W	KIT ESTERAS AISLANT. W.	SET PANNELLI ISOLANTI	A 112 419 74	1
3	SCHWINGMETALLPUFFER	RUBBER METAL BUFFER	JOINTURE METALLO-CAOUT.	TOPE DE METAL-CAUCHO	ANTIVIBRANTE A ZOCCOLO S 80 M	A 006 035 74	4
4	GEGENPLATTE	COUNTER PLATE	CONTRE-PLAQUE	CONTRAPLACA	CONTROPIASTRA	A 110 550 74	8
5	KLEMMLEISTENSATZ-A	CONNECTION BLOCK SET A	JEU DE BORNE PLATES A	KIT REGLETA DE BORNES A	SET MORSETTIERE	A 112 420 74	1

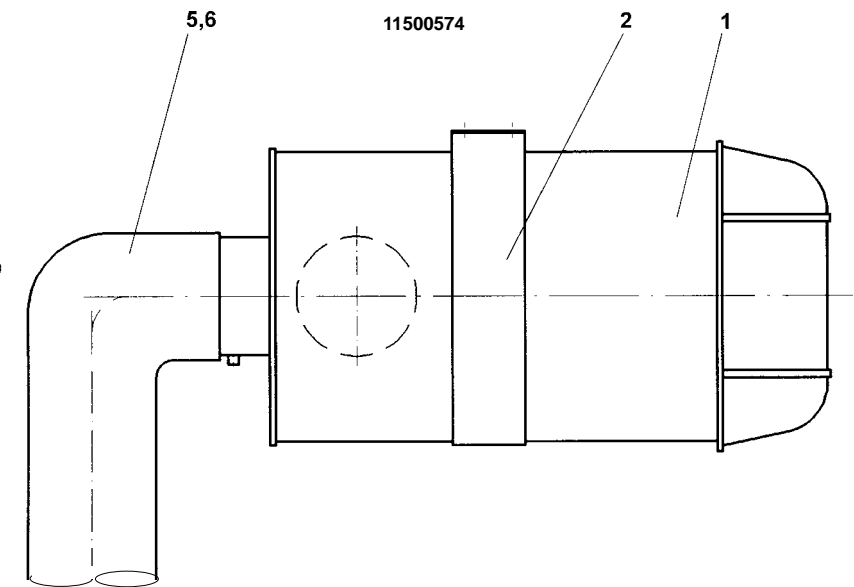
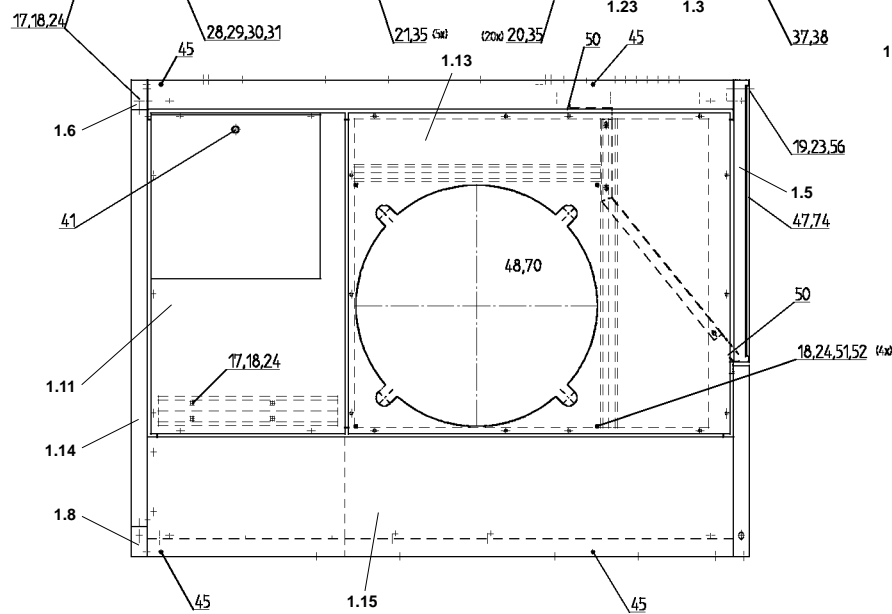
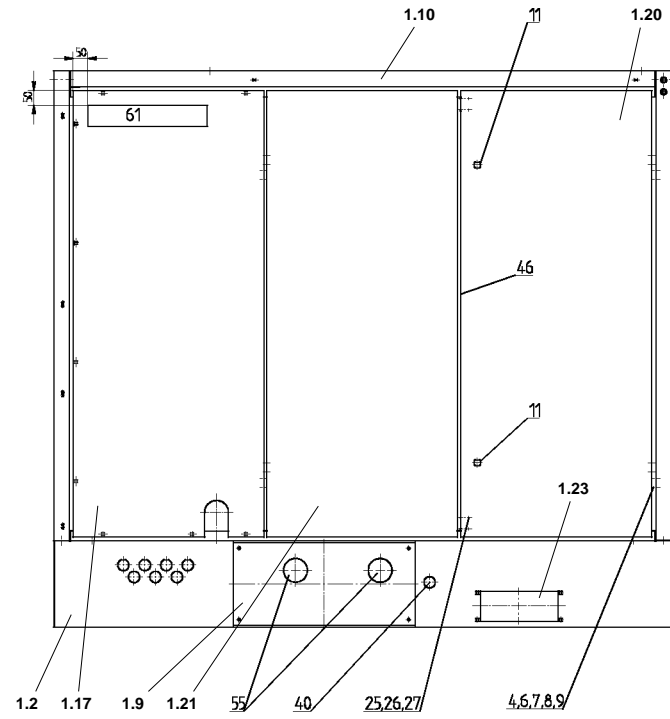
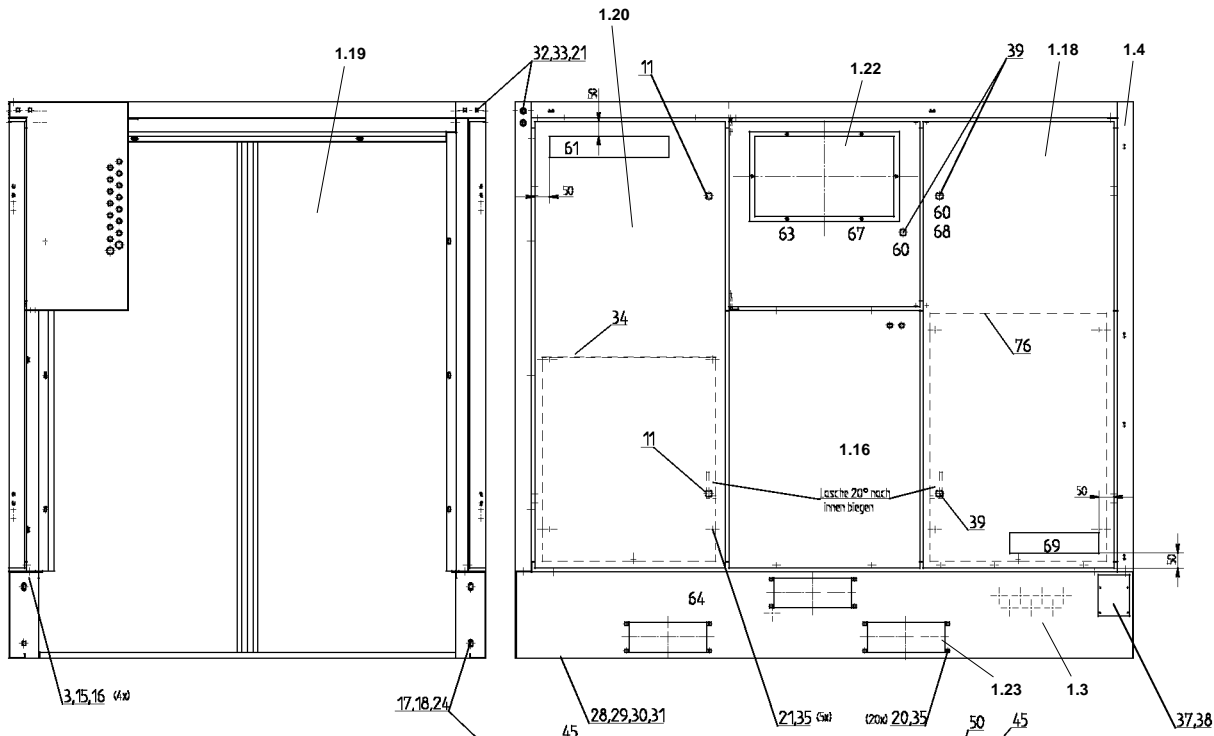


Pos	BENENNUNG	DESCRIPTION	DESIGNATION	DENOMINACION	DESCRIZIONE	Lager Nr. Stock Nr. N° de magasin N° de magazzino	Menge Qty. Quant. Cantidad
5	KLEMMLEISTENSATZ-W	CONNECTION BLOCK SET W	JEU DE BORNE PLATES W	KIT REGLETA DE BORNES W	SET MORSETTIERE	A 112 421 74	1
6	UNTERLEGBLECH	PACKING PLATE	TOLE DE CALAGE	SUPLEMENTO DE CHAPA	SPESSORE	A 103 590 74	5
7	ANSCHRAUBSCHARNIER	SCREW-ON HINGED JOINT	CHARNIERE A VISSER	BISAGRA DE ROSCAR	CERNIERA A VITE	A 044 573 74	8
11	VORREIBER	TURNBUCKLE	TOURNIQUET	TORNIQUETE	FERMO	A 110 780 74	4
12	DREIKANTSCHLUESSEL 8	TRIANGULAR KEY 8	CLE TRIANGLE MALE 8	LLAVE TRIANGULA N . 8	CHIAVE TRIANGOLARE 8	A 059 065 74	1
14	DOPPELBARTSCHLUESSEL5	DOUBLE BIT KEY 5	CLE DOUBLE PANNETON 5	LLAVE DOBLE PALETON	CHIAVE DOPPIA MANDATA	A 059 066 74	1
27	FEDERRIEGEL	SPRING JACK LATCH	VERROU DE RESSORT	CERROJO DE MUELLE	BLOCCO A MOLLA	A 100 444 74	2
28	DICHTUNGSSATZ	SET OF SEALS	JEU DE JOINTS	KIT DE JUNTAS	SET GUARNIZIONI	A 110 745 74	1
29	KLEMMLEISTE	TERMINAL STRIP	BORNE PLATE	REGLETA BORNES	MORSETTIERE	A 1107 4474	2
30	KLEMMLEISTE	TERMINAL STRIP	BORNE PLATE	REGLETA BORNES	MORSETTIERE	A 110 750 74	2
31	TESA-BAND 0,4 X 15	TESA BAND 0.4 X 15	RUBAN ADH. 0,4 X 15	CINTA TESA 0,4 X 15	NASTRO ADESIVO 0,4 X 15	A 933 431 30	7,1
32	ABDECKKAPPE DP- 750	COVER CAP DP - 750	CHAPE DP- 750	TAPA PROTECTORA DP-750	CALOTTA DP-750	A 110 209 74	12
34	RIEMENSCHUTZ	BELT PROTECTION	PROTEGE-COURROIE	PROTECTOR CORREAS	PROTEZIONE DELLA CINGHIA	A 114 342 74	1
39	VORREIBER	TURNBUCKLE	TOURNIQUET	TORNIQUETE	FERMO	A 110 667 74	3
40	ABDECKKAPPE DP-1500	COVER CAP DP-1500	CHAPE DP-1500	TAPA PROTECTORA DP-1500	CALOTTA DP-1500	A 110 069 74	1
41	VORREIBER	TURNBUCKLE	TOURNIQUET	TORNIQUETE	FERMO	A 0590 6874	1
45	ABDECKKAPPE DP- 375	COVER CAP DP- 375	CHAPE DP- 375	TAPA PROTECTORA DP- 375	CALOTTA DP-375	A 1106 9974	4
46	DICHTPROFIL-TP-1011-09	SEAL. PROFILE-TP-1011-0	ELEMENT D'ETANCHEITE	PERFIL EST. TP-1011-09	PROFILO DI TENUTA TP-1011-09	A 9334 3540	18,35
47	ZELLGUMMIBAND 15 X 3	FOAM-RUBBER BAND 15 X 3	RUBAN CAOUT.CELL.15 X 3	CINTA CAUCHO CELUL.15X3	NASTRO IN GOMMA CELLULARE 15X3	A 9334 3160	4
48	KANTENSCHUTZ	EDGE PROT.	PROTEGE-ARETE	PROTEC. ARISTAS	PROTEZIONE CAVO	A 9334 0850	2,3
48	KANTENSCHUTZ	EDGE PROT.	PROTEGE-ARETE	PROTEC. ARISTAS	PROTEZIONE CAVO	A 9334 0850	3,4
49	POLYAETHERSCHAUM 2,0X30	POLYETHER FOAM 2.0X30	MOUSSE POLYETHER 2,0X30	ESPUMA POLIURETA 2,0X30	SPUGNA POLIESTERE 2,0X30	A 933 434 20	20
50	GISTA-PROFIL 461 0053	GISTA PROFILE 461 0053	PROFIL TREILLISSEE	PERFIL GISTA 461 0053	PROFILO GISTA 461 0053	A 933 429 90	3,15
51	HUELSE (L75S - L132 A)	SLEEVE (L75S - L132 A)	DOUILLE (L75S - L132 A)	CASQUILLO (L75S - L132 A)	BUSSOLA (L75S - L132 A)	A 110 621 74	4
51	HUELSE (L75S - L132 W)	SLEEVE (L75S - L132 W)	DOUILLE (L75S - L132 W)	CASQUILLO (L75S - L132 W)	BUSSOLA (L75S - L132 W)	A 112 452 74	4
55	KABELSCHUTZ	CABLE PROTECTION	PROTECTION DE CABLE	PROTECTOR DE CABLE	PROTEZIONE CAVO	A 110 078 74	4
55	KABELSCHUTZ	CABLE PROTECTION	PROTECTION DE CABLE	PROTECTOR DE CABLE	PROTEZIONE CAVO	A 110 078 74	2
57	TECALANROHR 8,0 X 1,5	TECALAN-TUBE 8.0 X 1.5	TUBE TECALAN 8,0X1,5	TUBO TECALAN 8,0 X 1,5	TUBO TECALAN 8,0 X 1,5	A 918 010 30	1,68
58	LAGERSCHMIERUNG	BEARING LUBRICATON	GRAISSAGE DES PALIERS	ENGRASE RODAM.	LUBRIFICAZ.ESTERNA CUSCINETTI	A 1150 1074	
58.1	SCHOTTVERSCHRAUBUNG	BULKHEAD SCREW JOINT	RACCORD ETANCHE	RACOR DE PASO	UNIONE A PARATIA	A 1115 7874	2
58.2	G-VERSCHRAUBUNG ALL 8	THR. SCR. JOINT ALL 8	RACCORD DROIT ALL 8	RACOR G ALL 8	RACCORDO FILETTATO A GOMITO ALL 8	A 9358 0640	2
58.4	EINSTECKHUELSE E 8/ 5	INSERT SOCKET E 8/ 5	DOUILLE ENFICH. E 8/ 5	REFUERZO TUBO E 8/5	BOCCOLA AD INNESTO E 8/5	A 9361 4110	4
58.5	SCHILD "NACHSCHMIERUNG"	SIGN "RE-LUBRICATION"	PLAQUE	ADHESIVO RE-LUBRICACION	TARGHETTA "LUBRIFIC.AUSILIARIA"	A 9363 8830	1

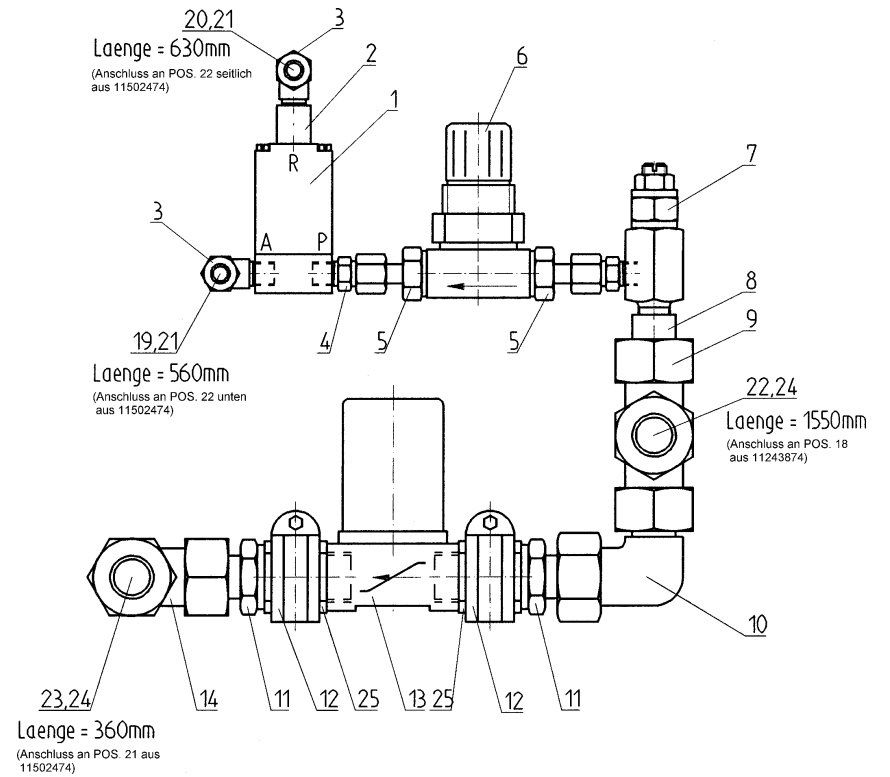
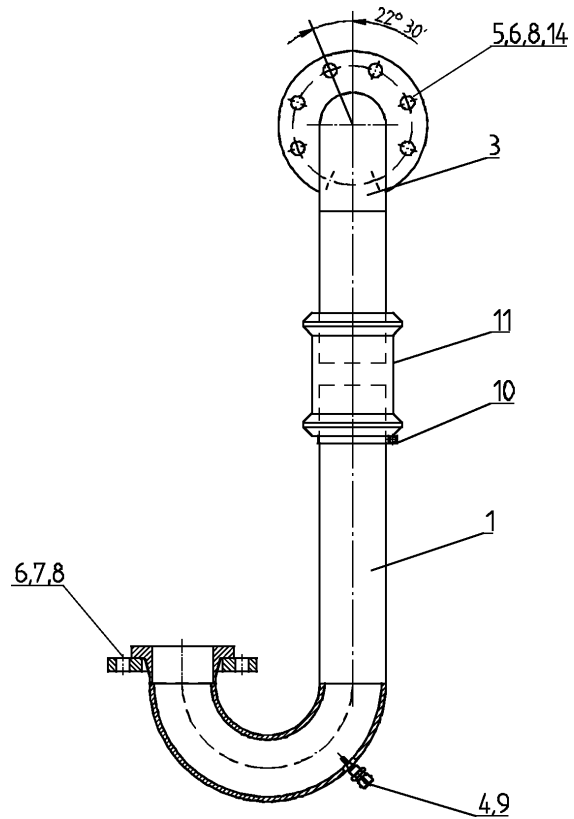


Pos	BENENNUNG	DESCRIPTION	DESIGNATION	DENOMINACION	DESCRIZIONE	Lager Nr. Stock Nr. N° de magasin N° de magazzino	Menge Qty. Quant. Cantidad
59	PFEILSCHILD	ARROW SIGN	PLAQUE AV. FLECHE	ADHESIVO CON FLECHA	ADESIVO FRECCIA	A 9363 2690	2
60	WARNSCHILD	WARNING SIGN	PANNEAU D'AVERTISSEMENT	ADHESIVO DE AVISO	ADESIVO DI AVVISO	A 9363 7260	2
61	Firmenschild (CompAir)	Company Sign (CompAir)	Plaque De Constructeur (CompAir)	Placa Del Fabricante (CompAir)	TARGA DEL PRODUTTORE (COMPAIR)	A 9363 0800	2
62	390/SCHUTZLEITERZCH.16	390/PROT. COND.SYMBOL	SYMBOLE TERRE 390 16	SIMBOLO TIERRA 390	SIMBOLO CONDUTTORE PROT. 390	A 9329 2090	2
63	SCHILD "SICHERHEIT"	SIGN "SAFETY"	PLAQUE "SURETE"	ADHESIVO SEGURIDAD	ADESIVO "SICUREZZA"	A 9363 8650	1
64	GABELSTAPLERSCHILD	FORK-LIFT SIGN	PANNEAU CHARIOT ELEVAT.	ADHESIVO PALETIZACION	PANNELLO CARRELLO ELEVATORE	A 9363 8210	1
68	SPANNUNGSSCHILD 460 V	VOLTAGE SIGN 460 V	PLAQUE TENSION 460 V	ADHESIVO TENSION 460 V	ADESIVO TENSIONE 460 V	A 9363 6040	1
68	SPANNUNGSSCHILD 400 V	VOLTAGE SIGN 400 V	PLAQUE TENSION 400 V	ADHESIVO TENSION 400 V	ADESIVO TENSIONE 400 V	A 9363 8200	1
68	SPANNUNGSSCHILD 220 V	VOLTAGE SIGN 220 V	PLAQUE TENSION 220 V	ADHESIVO TENSION 220 V	ADESIVO TENSIONE 220 V	A 9363 6000	1
69	Frontschild L 75S	Model Code L 75S	Platine Avt. L 75S	Adhesivo Frontal L 75S	ADESIVO FRONTALE L75S	A 9363 0690	1
69	Frontschild L 90RS	Model Code L 90RS	Platine Avt. L 90RS	Adhesivo Frontal L 90RS	ADESIVO FRONTALE L90RS	A 9363 0700	1
69	Frontschild L110RS	Model Code L110RS	Platine Avt. L110RS	Adhesivo Frontal L110RS	ADESIVO FRONTALE L110RS	A 9363 0710	1
69	Frontschild L132C RS	Model Code L132C RS	Platine Avt. L132C RS	Adhesivo Frontal L132C RS	ADESIVO FRONTALE L132C RS	A 9363 0720	1
70	LUEFTER 710/3,0 KW, 230/400V (L75S - L90 A - 50Hz)	FAN 710/3,0 KW, 230/400V (L75S - L90 A - 50Hz)	VENTILATEUR 710/3,0 KW, 230/400V (L75S - L90 A - 50Hz)	VENTILADOR (L75S - L90 A - 50Hz)	VENTILATORE B-710/3,0KW, 230/400V (L75S - L90 A - 50Hz)	A 111 853 74	1
70	LUEFTER 710/3,0 KW, 230/400V (L110 - L132C A - 50Hz)	FAN 710/3,0 KW, 230/400V (L110 - L132C A - 50Hz)	VENTILATEUR 710/3,0 KW, 230/400V (L110 - L132C A - 50Hz)	VENTILADOR 710/3,0 KW, 230/400V (L110 - L132C A - 50Hz)	VENTILATORE B-710/3,0KW, 230/400V (L110 - L132C A - 50Hz)	A 111 159 74	1
70	LUEFTER 450/0,37 KW, 230/400V (L75S - L132C W - 50Hz)	FAN 450/0,37 KW, 230/400V (L75S - L132C W - 50Hz)	VENTILATEUR 450/0,37 KW, 230/400V (L75S - L132C W - 50Hz)	VENTILADOR 450/0,37 KW, 230/400V (L75S - L132C W - 50Hz)	VENTILATORE 450/0,37 KW, 230/400V (L75S - L132C W - 50Hz)	A 110 459 74	1
70	LUEFTER 710/4,0 KW, 460V (L75S - L132C A - 60Hz)	FAN 710/4,0 KW, 460V (L75S - L132C A - 60Hz)	VENTILATEUR 710/4,0 KW, 460V (L75S - L132C A - 60Hz)	VENTILADOR 710/4,0 KW, 460V (L75S - L132C A - 60Hz)	VENTILATORE B-710/4,0KW, 460V (L75S - L132C A - 60Hz)	10000 2357	1
70	LUEFTER 450/0,66 KW, 460V (L75S - L132C W - 60Hz)	FAN 450/0,66 KW, 460V (L75S - L132C W - 60Hz)	VENTILATEUR 450/0,66 KW, 460V (L75S - L132C W - 60Hz)	VENTILADOR 450/0,66 KW, 460V (L75S - L132C W - 60Hz)	VENTILATORE 450/0,66 KW, 460V (L75S - L132C W - 60Hz)	10000 2265	1
71	LUFTFILTEREINHEIT	AIR FILTER ASSEMBLY	ENSEMBLE FILTRE A AIR	UNIDAD FILTRO DE AIRE	UNITA' FILTRO ARIA CPL.	A 115 005 74	
71.1	LUFTFILTER	AIR FILTER	FILTRE A AIR	FILTRO DE AIRE	FILTRO ARIA	A 295 043 47	1
	ERSATZTEILE:	SPARE PARTS	PIÈCES DE RECHANGE	PIEZAS DE RECAMBIO	PARTI DI RICAMBIO		
71.1.1	LUFTFILTERPATRONE	AIR FILTER CARTRIDGE	CARTOUCHE FILTRE A AIR	CARTUCHO FILTRO DE AIRE	CARTUCCIA FILTRO ARIA	A 295 043 56	1
71.2	HALTERUNG	HOLDING DEVICE	FIXATION	SOPORTE FIJADOR	SUPPORTO	A 042 215 74	1
71.5	SCHL-SHELLE AS130-150	HOSE CLIP AS130-150	COLLIER TUYAU AL130-150	ABRAZADERA AS130-150	FASCETTA STRINGITUBO AS 130-150	A 9361 6890	2
71.6	ANSAUGSCHLAUCH	INTAKE HOSE	FLEXIBLE D'ASPIRATION	MANGUERA DE ASPIRACION	TUBO FLESS. ASPIRAZIONE	A 114 375 74	1
73	AUSTRITTSFILTER	OUTLET FILTER	FILTRE DE SORTIE	FILTRO DE SALIDA	FILTRO DI USCITA 765051	A 112 431 74	1
74	GITTER	GRATE	TREILLISSEE	REJA	GRIGLIA	A 110 716 74	1
75	LOCTITE TYP 572/ 50 ML 0,05KP	LOCTITE TYPE 572/ 50 ML	LOCTITE TYPE 572/ 50ML	LOCTITE TIPO 572/ 50 ML	LOCTITE TIPO 572/ 50 ML	A 9219 0320	0,01
76	SCHUTZGITTER	PROTECTIVE GRATE	TREILLIS PROTECTEUR	REJA PROTECTORA	GRIGLIA DI PROTEZIONE	A 114 398 74	1
77	SCHILD "CODE 3000"	SIGN "CODE 3000"	PLAQUE "CODE 3000"	ADHESIVO "CODE 3000"	ADESIVO "CODICE 3000"	A 9363 8640	2

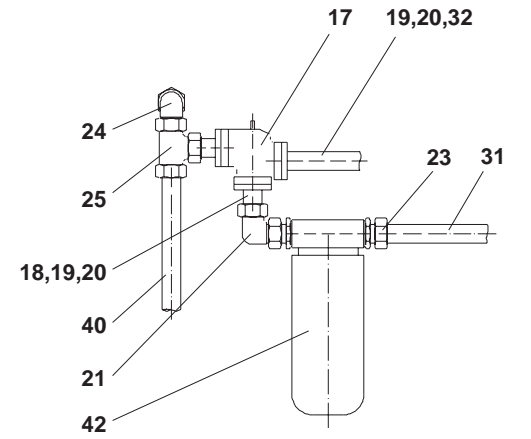
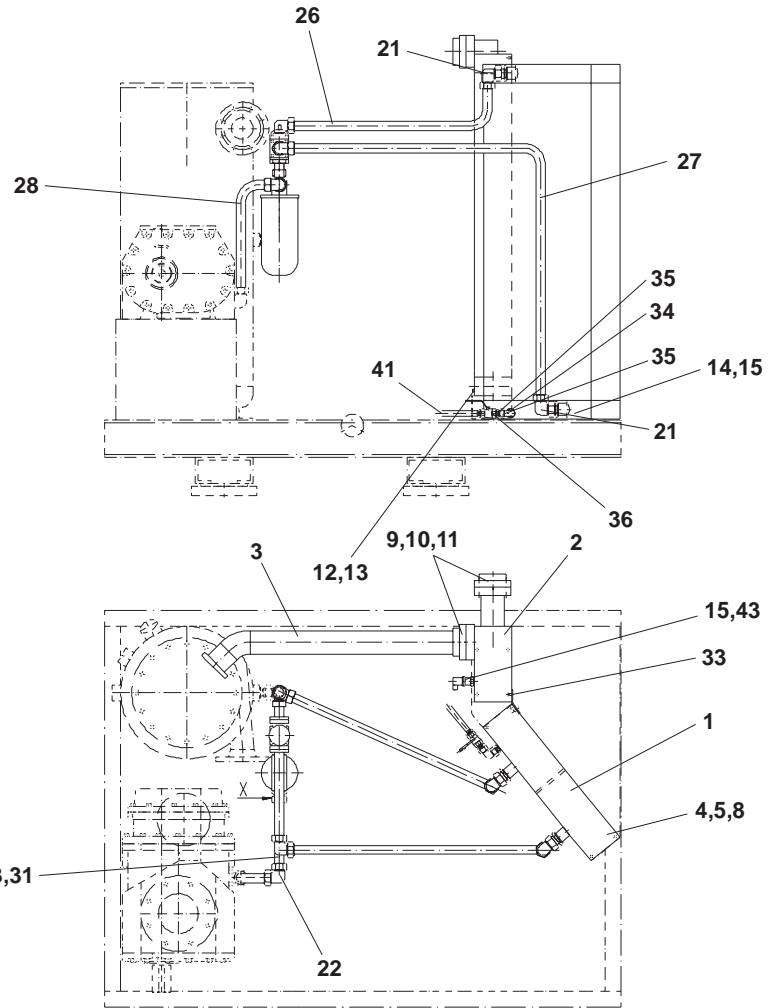
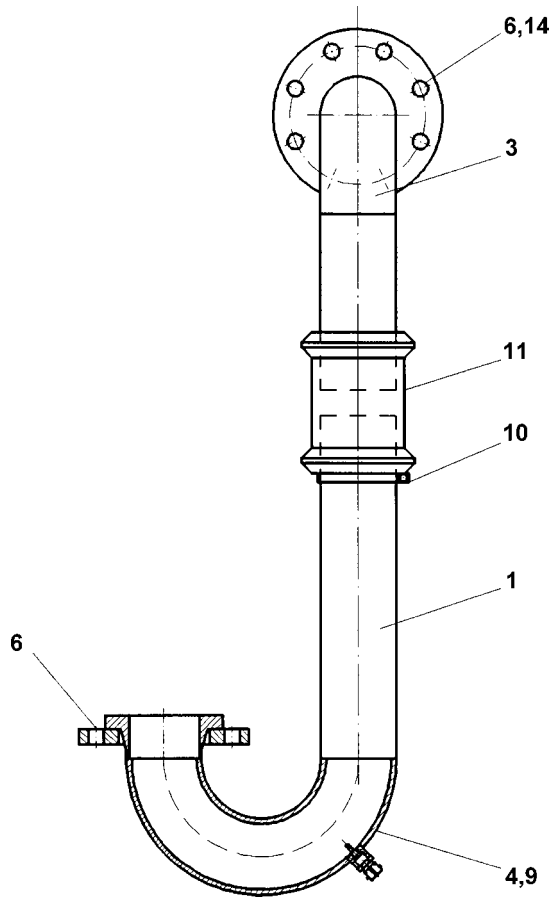
100002140



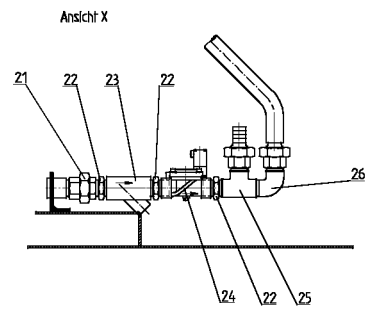
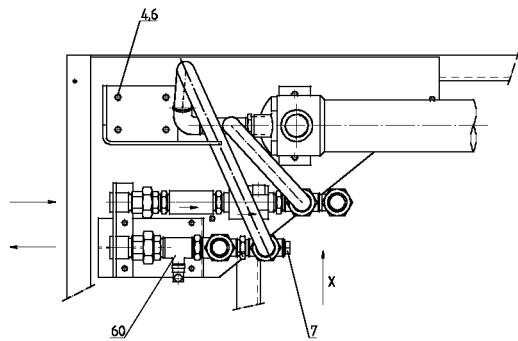
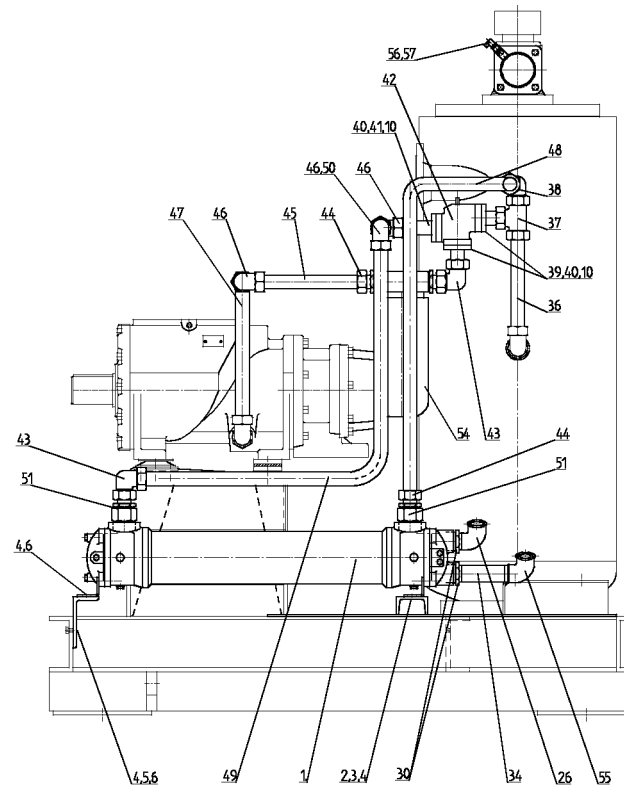
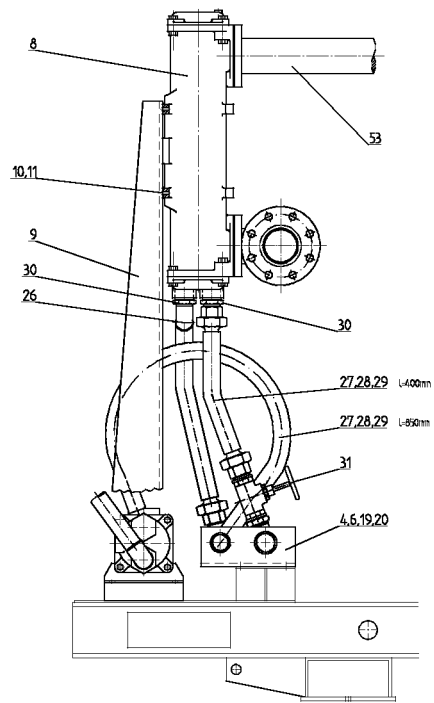
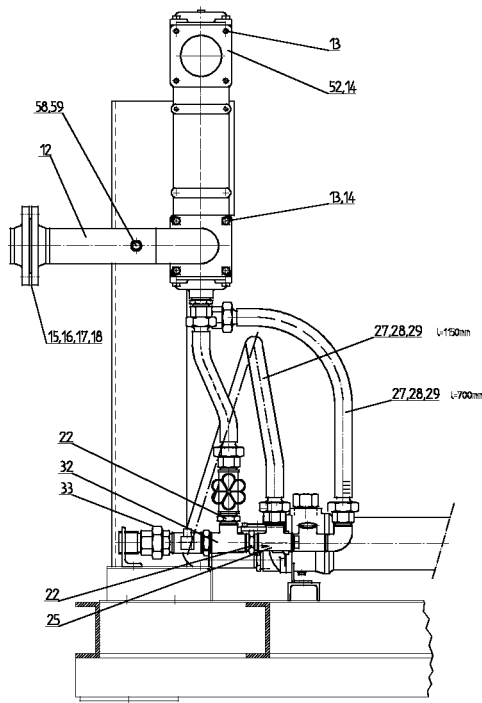
Pos	BENENNUNG	DESCRIPTION	DESIGNATION	DENOMINACION	DESCRIZIONE	Lager Nr. Stock Nr. N° de magasin N° de magazzino	Menge Qty. Quant. Cantidad
108	REGELUNGSEINHEIT KPL.	CONTROL COMPL.	REGLAGE CPL.	UNIDAD REGULACION CPL.	UNITA' DI REGOLAZIONE COMPL.	A 115 023 74	
1	3/2-W-MAGNETVENTIL	3/2 - WAY SOLEN. VALVE	ELECTROVANNE 3/2	ELECTROVALVULA 3/2	ELETTROVALVOLA 3/2 - VIE	A 110 300 74	1
	ERSATZTEILE:	SPARE PARTS	PIÈCES DE RECHANGE	PIEZAS DE RECAMBIO	PARTI DI RICAMBIO		
1.1	STECKER MAGNETVENTIL	CONNECTOR SOLEN.VALVE	CONNECTEUR ELECT.-VANNE	ENCHUFE VALV.ELECTROMAG	CONNETTORE ELETTROVALVOLA	A 115 066 74	1
2	MUFFE 1/8 VERZINKT	SOCKET 1/8 GALVANIZED	EMBOUT 1/8" GALVANISE	MANGUITO 1/8GALVAN.	INNESTO	A 108 379 74	1
3	W-VERSCHRAUBUNG GLL 8	THREAD.ELBOW JOINTGLL 8	RACCORD W GLL8	RACOR RECTOW GLL 8	Raccordo vite ad angolo	A 9358 1640	2
4	G-VERSCHRAUBUNG BLL 8	THR. SCR. JOINT BLL 8	RACCORD DROIT BLL 8	RACOR G BLL 8	RACCORDO VITE DIRITTO BLL 8	A 9358 1040	1
5	AUFSTECKSTUTZEN 765 051	PLUG-IN SOCKET	MANCHON A FICH. 765 051	TUBUL. ENCHUFE 765 051	MANICOTTO 765 051	A 9360 1120	2
6	DRUCKREGELVENTIL G 1/4"	PRESS.CONTR.VALVE G1/4"	SOUPAPE DE REGULARE DE PRESSION	VALV. REGULAD.DE PRES.G1	VALVOLA DI REGOLAZIONE PRESSIONE G 1/4"	A 114 479 74	1
7	VORSTEUERVENTIL	SERVE VALVE	VANNE-PILOTE	VALVULA SERVOPILOTADA	VALVOLA PILOTA	A 112 468 74	1
8	MUFFE 1/4 VERZINKT	SOCKET 1/4 GALVANIZED	EMBOUT 1/4" GALVANISE	MANGUITO 1/4GALVAN.	INNESTO	A 103 499 74	1
9	T-VERSCHRAUBUNG QL 18	T-SCREWED JOINT QL 18	DISTRIBUTEUR EN T QL18	RACOR EN TE QL 18 T	RACCORDO VITE "T" QL18	A 9358 4100	1
10	EVW-STUTZEN 18-L	EVW-CONN. 18-L	MANCHON REGL.ANG.18-L	RACOR EVW 18-L	MANICOTTO EVW 18-L	A 9359 6700	1
11	EVGE-STUTZEN 18-LR-ED	EVGE-CONN. 18-LR-ED	MANCH.EVGE 18-LR-ED	RACOR EVGE 18-LR-ED	RACCORDO EVGE 18-LR-ED	A 9359 8100	2
12	R-SHELLE RSGU1.26/20	PIPE CLAMP RSGU1.26/20	COLLIER RSGU 1.26/20	ABRAZADERA RSGU-1.26/20	COLLARE SERRATUBI RSGU1.26/20	A 9361 0210	2
13	2/2-W-MAGNETVENTIL	2/2 - WAY SOLEN. VALVE	ELECTROVANNE 2 P/2 0	ELECTROVALVULA 2 P/2 NA	ELETTROVALVOLA 2/2 - VIE	A 114 822 74	1
	ERSATZTEILE:	SPARE PARTS	PIÈCES DE RECHANGE	PIEZAS DE RECAMBIO	PARTI DI RICAMBIO		
13.1	ERSATZMEMBRAN	SPARE MEMBRANE	MEMBRANE DE RECHANGE	MEMBRANA DE RECAMBIO	MEMBRANA DI RICAMBIO	A 114 823 74	1
13.2	STECKER MAGNETVENTIL	PLUG	FICH MALE	ENCHUFE VALV.ELECTROMAG	CONNETTORE ELETTROVALVOLA	A 115 066 74	1
14	W-VERSCHRAUBUNG KL 18	THREAD.ELBOW JOINTKL 18	RACCORD W KL18	RACOR RECTO W KL 18	Raccordo vite ad angolo	A 9358 3700	1
19	TECALANROHR 8,0 X 1,5	TECALAN-TUBE 8.0 X 1.5	TUBE TECALAN 8,0X1,5	TUBO TECALAN 8,0 X 1,5	TUBO TECALAN 8,0 X 1,5	A 918 010 30	0,59
20	TECALANROHR 8,0 X 1,5	TECALAN-TUBE 8.0 X 1.5	TUBE TECALAN 8,0X1,5	TUBO TECALAN 8,0 X 1,5	TUBO TECALAN 8,0 X 1,5	A 918 010 30	0,66
21	EINSTECKHUELSE E 8/ 5	INSERT SOCKET E 8/ 5	DOUILLE ENFICH. E 8/ 5	REFUERZO TUBO E 8/5	BOCCOLA AD INNESTO E 8/5	A 9361 4110	4
22	TECALANROHR 18,0 X 2,0	TECALAN-TUBE 18.0 X 2.0	TUBE TECALAN 18,0X2,0	TUBO TECALAN 18,0 X 2,0	TUBO TECALAN 18,0 X 2,0	A 918 011 80	1,63
23	TECALANROHR 18,0 X 2,0	TECALAN-TUBE 18.0 X 2.0	TUBE TECALAN 18,0X2,0	TUBO TECALAN 18,0 X 2,0	TUBO TECALAN 18,0 X 2,0	A 918 011 80	0,38
24	EINSTECKHUELSE E 18/14	INSERT SOCKET E 18/14	DOUILLE ENFICH. E18/14	REFUERZO TUBO E 1814	BOCCOLA AD INNESTO E 18/14	A 9361 4860	4
25	ADAPTER G1/2"-G1/2"	ADAPTOR G1/2"-G1/2"	ADAPTATEUR G1/2"-C1/2"	ADAPTADOR G1/2XG1/2	ADATTATORE	A 110 548 74	2
109	DRUCKROHR KPL.	PRESSURE PIPE COMPL.	TUBE DE PRESSION CPL.	TUBO DE PRESSION CPL.	TUBO PRESSIONE COMPL.	10000 2856	
1	DRUCKSTUTZEN	PRESSURE CONNECTION	RACCORD TUYAU PRESS.	TUBULADURA DE PRESSION	MANICOTTO DI PRESSIONE	A 112 435 74	1
3	DRUCKBOGEN	PRESSURE PIPE CURVE	COUDE DE PRESSION	TUBO DE PRESSION CURVADO	GOMITO PRESSIONE	A 112 434 74	1
4	DICHTRING A 14 X20	SEALING RING A 14 X20	BAGUE D'ETAN.A14X20....	JUNTA A 14X20	ANELLO TENUTA A 14 X20	A 9318 9460	1
6	DICHTUNG 80 PN 40	SEAL 80 PN 40	JOINT 80 PN 40	JUNTA 80 PN 40	GUARNIZIONE 80 PN 40	A 9318 2720	2
9	TEMPERATURFUEHLER	THERMOMETER PROBE	PALPEUR DE TEMPERATURE	SONDA TERMICA	SENSORE DI TEMPERATURA	A 106 306 74	1
10	SCHL-SHELLE AS 70- 90	HOSE CLIP AL 70- 90	COLLIER TUYAU AL70- 90	ABRAZADERA AS 70- 90	FASCETTA STRINGITUBO AS 70-90	A 9361 6840	1



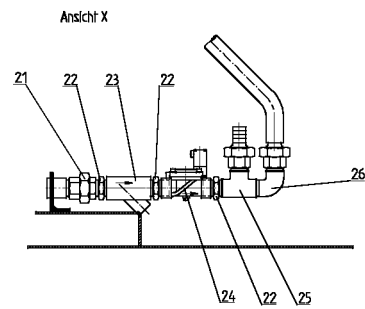
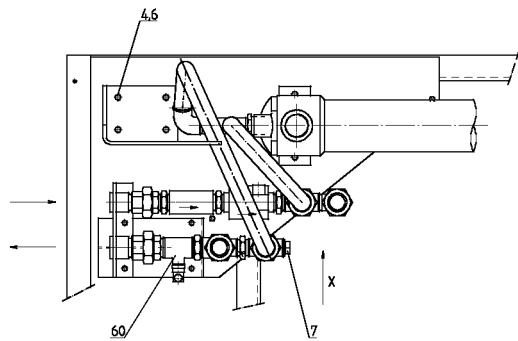
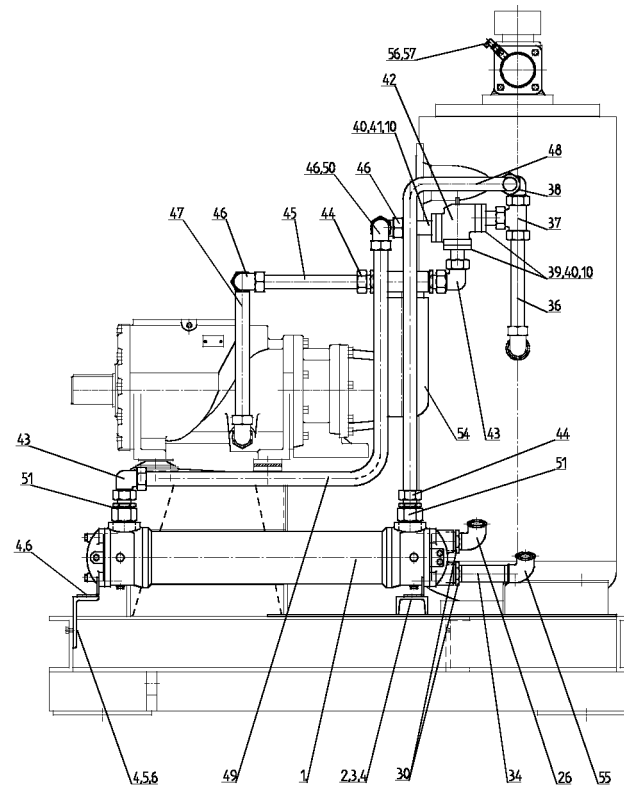
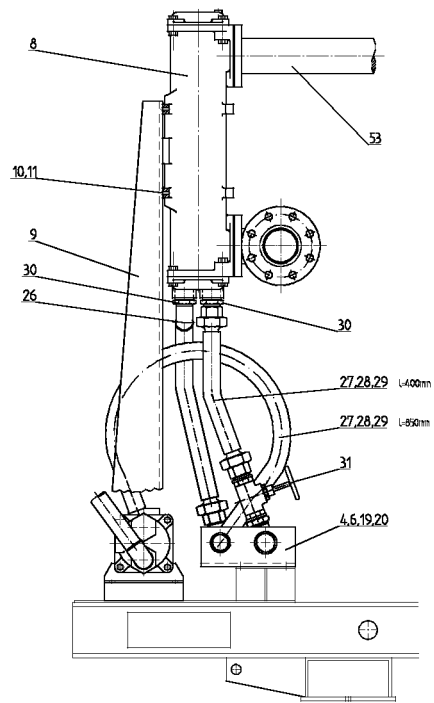
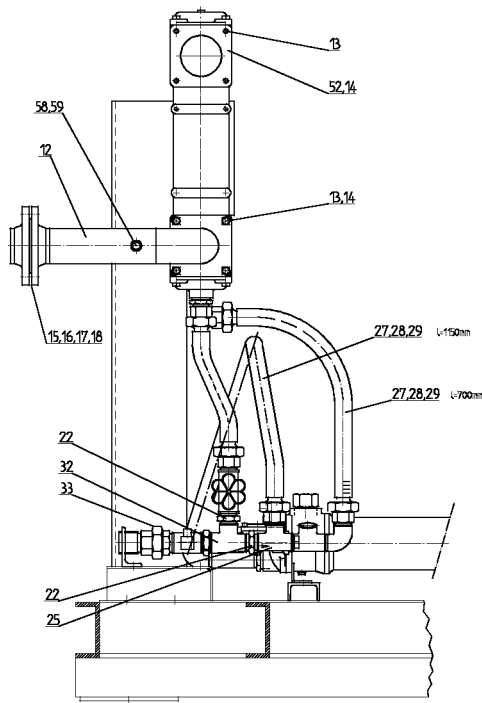
Pos	BENENNUNG	DESCRIPTION	DESIGNATION	DENOMINACION	DESCRIZIONE	Lager Nr. Stock Nr. N° de magasin N° de magazzino	Menge Qty. Quant. Cantidad
11	FLEXMASTER 88,9 (L75S-110)	FLEXMASTER 88.9 (L75S - L110)	FLEXMASTER 88,9 (L75S - L110)	FLEXMASTER 88,9 (L75S-L110)	FLEXMASTER DIRITTO (L75S-L110)	A 103 295 74	1
11	FLEXMASTER 88,9 (L132)	FLEXMASTER 88.9 (L132)	FLEXMASTER 88,9 (L132)	FLEXMASTER 88,9 (L132)	FLEXMASTER DIRITTO (L132)	A 111 359 74	1
14	DIN - FLANSCH	DIN - FLANGE	DIN - BRIDE	DIN - BRIDA	DIN - FLANGIA	A 012 163 77	1
14	ANSI - FLANSCH	ANSI - FLANGE	ANSI - BRIDE	ANSI - BRIDA	ANSI - FLANGIA	10000 2739	1
110	KUEHLEREINHEIT KPL. A	COOLER UNIT COMPL. A	UNITE REFROIDISSEUR CPL. A	RADIADOR (UNIDAD) CPL. A	UNITA' RADIAT.CPL.	A 115 016 74	
1	OELKUEHLER	OIL COOLER	REFRIGERANT A L'HUILE	RADIADOR DE ACEITE	REFRIGERATORE OLIO	10000 0819	1
2	LUFTKUEHLER	AIR COOLER	REFROIDISSEUR A AIR	RADIADOR DE AIRE	REFRIGERATORE ARIA	A 110 593 74	1
3	DRUCKROHR	PRESSURE PIPE	TUBE DE PRESSION	TUBO DE PRESION	TUBO PRESSIONE	A 110 552 74	1
9	SAE-ANSCHWEISSFLANSCH	SAE WELD-ON FLANGE	BRIDE DE SOUDAGE SAE	BRIDA SOLDABLE SAE	FLANGIA A SILDARE SAE	A 110 507 74	2
10	R-DICHTRING 85,32X3,53	PIPE SEAL.R.85.32 X3.53	R-JUNTA 85,32 X 3,53	TORICA TUBO 85,32X3,53	ANELLO TENUTA	A 9319 0050	2
12	VERSCHL-SHR. G 1/2 A	LOCKING SCREW G 1/2 A	VIS DE FERM. G 1/2 A	TORNILLO CIERRE G 1/2 A	VITE DI CHIUSURA	A 9306 0340	1
14	VERSCHL-SHR. G 1/4 A	LOCKING SCREW G 1/4 A	VIS DE FERM. G 1/4 A	TORNILLO CIERRE G 1/4 A	VITE DI CHIUSURA	A 9306 0320	1
17	OELTEMPERATURREGLER 55-75°C	OIL TEMPERATURE REGUL. 55-75°C	REGULAT.TEMP.D'HUILE 55-75°C	REGULADOR TEMP. ACEITE	REGOLATORE TEMPERATURA OLIO	A 112 444 74	1
17	OELTEMPERATURREGLER 70-85°C	OIL TEMPERATURE REGUL. 70-85°C	REGULAT.TEMP.D'HUILE 70-85°C	REGULADOR TEMP. ACEITE	REGOLATORE TEMPERATURA OLIO	A 114 477 74	1
18	ADAPTER	ADAPTOR	ADAPTATEUR	ADAPTADOR	ADATTATORE	A 042 962 74	2
19	DICHTUNG 70X 70 X1,5	SEAL 70X 70 X1.5	JOINT 70X70X1,5	JUNTA 70X70X1,5	GUARNIZIONE 70X 70 X1,5	A 9318 2700	3
21	EVW-VERSCHRBG.35-LR	EVW-SCREW CONN. 35-LR	RACCORD REGL.ANG.35-LR	RACOR ROSC.EVW.35-LR	RACCORDO VITE EVW	A 9359 5730	3
22	W-VERSCHRAUBUNG KL 35	THREAD.ELBOW JOINTKL 35	RACCORD W KL35	RACOR RECTO W KL 35	Raccordo vite ad angolo	A 9358 3730	2
23	G-VERSCHRAUBUNG DL 35	THR. SCR. JOINT DL 35	RACCORD DROIT DL 35	RACOR G DL 35	RACCORDO VITE DL 35	A 9358 1130	1
24	EVW-STUTZEN 35-L	EVW-CONN. 35-L	MANCHON REGL.ANG.35-L	RACOR EVW 35-L	MANICOTTO EVW 35-L	A 9359 6730	1
25	T-VERSCHRAUBUNG QL 35	T-SCREWED JOINT QL 35	DISTRIBUTEUR EN T QL35	RACOR EN TE QL 35 T	RACCORDO VITE "T" QL35	A 9358 4130	1
26	ROHRLEITUNG	PIPE LINE	TUYAUTERIE	TUBERIA DE CONDUCCION	TUBAZIONE	10000 1253	1
27	ROHRLEITUNG	PIPE LINE	TUYAUTERIE	TUBERIA DE CONDUCCION	TUBAZIONE	10000 1254	1
28	ROHRLEITUNG	PIPE LINE	TUYAUTERIE	TUBERIA DE CONDUCCION	TUBAZIONE	A 110 563 74	1
31	ROHR 35,0 X 2,5	TUBE 35,0 X 2.5	TUBE 35,0 X 2,5	TUBO 35,0 X 2,5	TUBO	A 911 019 20	0,32
32	ADAPTER	ADAPTOR	ADAPTATEUR	ADAPTADOR	ADATTATORE	A 110 596 74	1
33	KUEHLERHALTER	COOLER BRACKET	SUPP. DE RADIATEUR	SOPORTE RADIADOR	SUPPORTO REFRIGERATORE	A 110 567 74	1
34	EVW-VERSCHRBG.18-LR	EVW-SCREW CONN. 18-LR	RACCORD REGL.ANG.18-LR	RACOR ROSC.EVW.18-LR	RACCORDO VITE EVW	A 9359 5700	1
35	EVGE-STUTZEN 18-LR-ED	EVGE-CONN. 18-LR-ED	MANCH.EVGE 18-LR-ED	RACOR EVGE 18-LR-ED	RACCORDO EVGE 18-LR-ED	A 9359 8100	1
36	KUGELHAHN K84- 1/2"	BALL VALVE K 84 - 1/2"	ROB.A BOISS.SPHER.K84-1	VALVULA BOLA K84-1/2	VALVOLA A SFERA K84- 1/2"	A 103 521 74	1
37	GEWINDETUELLE 13 R 1/2	THREADED NOZZLE 13 R 1/	EMBOUIT FILETE 13 R1/2	BOQUILLA ROSCA. 13 R1/2	BOCCOLA FILETTATA 13 R 1/2	A 9361 3080	1
38	PVC-TRANSP-SCHL. 15X19	PVC-TRANSPORT HOSE15X19	FLEXIBLE TRANS.PVC15X19	TUBO FLEXIBLE PVC 15X19	TUBO FLESS. PVC TRASP. 15X19	A 9361 5710	2,1
39	SCHL-SHELLE AL 12- 20	HOSE CLIP AL 12- 20	COLLIER TUYAU AL12- 20	ABRAZADERA AL 12- 20	FASCETTA STRINGITUBO AL 12- 20 W 3	A 9361 0360	1

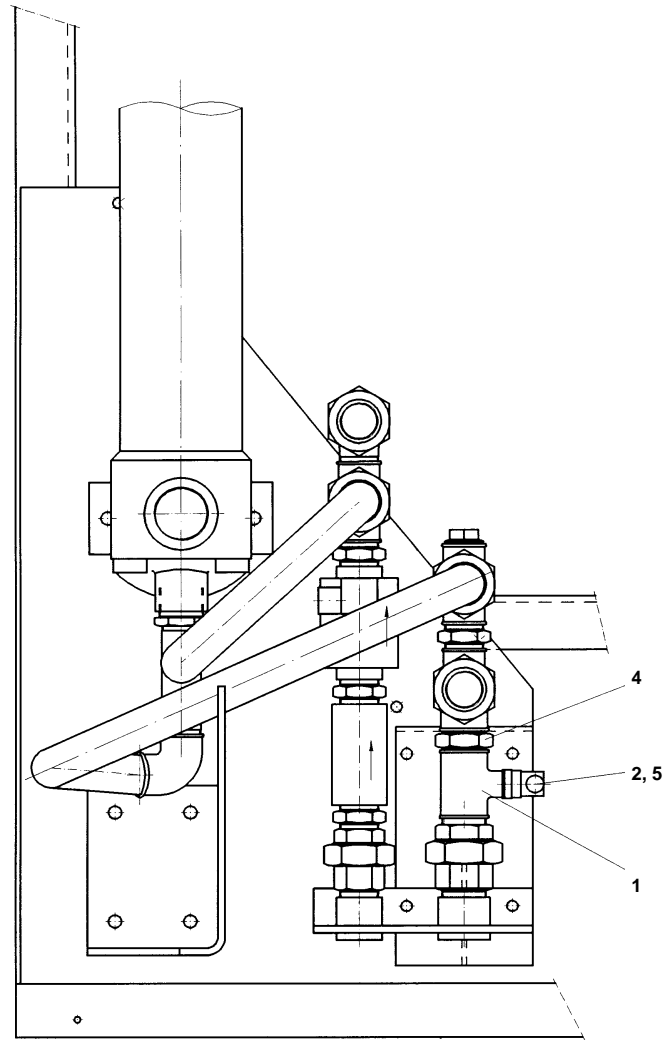


Pos	BENENNUNG	DESCRIPTION	DESIGNATION	DENOMINACION	DESCRIZIONE	Lager Nr. Stock Nr. N° de magasin N° de magazzino	Menge Qty. Quant. Cantidad
40	ROHR 35,0 X 2,5	TUBE 35.0 X 2.5	TUBE 35,0 X 2,5	TUBO 35,0 X 2,5	TUBO	A 911 019 20	0,28
42	OELFILTER	OIL FILTER	FILTRE D'UILE	FILT.ACE. 67 716 62 292	FILTRO OLIO	A 044 251 74	1
	ERSATZTEILE:	SPARE PARTS	PIÈCES DE RECHANGE	PIEZAS DE RECAMBIO	PARTI DI RICAMBIO		
42.1	OELFILTERPATRONE	OIL FILTER CARTRIDGE	CARTOUCHE FILTRE HUILE	CARTUCHO FILTRO ACEITE	CARTUCCIA FILTRO OLIO	A 044 252 74	1
42	OELFILTER-UEBERWACHUNG	OIL FILTER CONTROL	FILTRE A HUILE SIMPLE	CONTROL FILTRO ACEITE	MONITORAGGIO FILTRO OLIO	A 114 333 74	
42.1	OELFILTER (MECH.-EL.)	OIL FILT.(MECH.+ELECTR)	FILTRE A HUILE MECH EL	FILTRO DE ACEITE	FILTRO OLIO	A 106 565 74	1
	ERSATZTEILE:	SPARE PARTS	PIÈCES DE RECHANGE	PIEZAS DE RECAMBIO	PARTI DI RICAMBIO		
42.1.1	OELFILTERPATRONE	OIL FILTER CARTRIDGE	CARTOUCHE FILTRE HUILE	CARTUCHO FILTRO ACEITE	CARTUCCIA FILTRO OLIO	A 044 252 74	1
42.1.2	VERSCHMUTZUNGS-ANZEIGER	CONTAMINATION INDICATOR	INDICATEUR D'ENCRASSAGE	INDICADOR DE SATURACION	INDICATORE DI CONTAMINAZIONE	A 106 539 74	1
42.2	LEITUNG S 5 DRUCKDIFF.	CABLE S5 PRESS.DIFFER.	LIGNE S5 PRESS.DIFF.	CABLE DIF. PRESION S 5	CAVO S5	A 112 321 74	1
42.3	VERSCHM.ANZ.OELFILTER	CONTAMINATION INDICATOR OIL FILTER	INDICATEUR D'ENCRASSAGE FILTRE A HUILE	INDICADOR DE SATURACION FILTRO ACEITE	INDICATORE DI CONTAMINAZIONE FILTRO OLIO	A 111 913 74	2
43	DRUCKGEBER MBS 3000 (DELCOS 3000)	PRESSURE TRANSDUCER MBS 3000 (DELCOS 3000)	CAPTEUR DE PRESSION MBS 3000 (DELCOS 3000)	TRANSMIS.DE PRES. MBS3000 (DELCOS 3000)	TRASDUTTORE PRESSIONE MBS 3000 4-20M AMP.	A 115 070 74	1
110	KUEHLEREINHEIT KPL. W	COOLER UNIT COMPL. W	UNITE REFROIDISSEUR CPL. W	RADIADOR (UNIDAD) CPL. W	UNITA' RADIAT.CPL.	10000 2857	
1	OELKUEHLER	OIL COOLER	REFRIGERANT A L'HUILE	RADIADOR DE ACEITE	REFRIGERATORE OLIO	A 111 361 74	1
	ERSATZTEILE:	SPARE PARTS	PIÈCES DE RECHANGE	PIEZAS DE RECAMBIO	PARTI DI RICAMBIO		
1.1	ROHRBUENDEL	PIPE ASSEMBLY	FAISCEAU TUBULAIRE	HAZ DE TUBOS	FASCIO TUBIERO	A 112 466 74	1
1.2	DICHTUNGSSATZ	SET OF SEALS	JEU DE JOINTS	KIT DE JUNTAS	SET GUARNIZIONI	A 112 467 74	1
2	AUFLAGE OELKUEHLER	SUPPORT OILCOOLER	SUPPORT RADIAT.D'HUILE	SOPORTE RADIADOR ACEITE	SUPPORTO	A 112 459 74	1
5	HALTER OELKUEHLER W	RETAINER OIL COOLER W	SUPP. SEPARAT.D'HUILE W	SOPORTE REFRIG ACEITE W	SUPPORTO REFRIGERATORE OLIO	A 112 478 74	1
7	STOPFEN 291-1 1/4	PLUG 291- 1 1/4	BOUCHON 291-1 1/4	TAPON 291-1 1/4	SPINA 291- 11/4	A 9325 4280	1
8	LUFTKUEHLER	AIR COOLER	REFROIDISSEUR A AIR	RADIADOR DE AIRE	REFRIGERATORE ARIA	A 111 362 74	1
	ERSATZTEILE:	SPARE PARTS	PIÈCES DE RECHANGE	PIEZAS DE RECAMBIO	PARTI DI RICAMBIO		
8.1	ROHRBUENDEL	PIPE ASSEMBLY	FAISCEAU TUBULAIRE	HAZ DE TUBOS	FASCIO TUBIERO	A 112 464 74	1
8.2	DICHTUNGSSATZ	SET OF SEALS	JEU DE JOINTS	KIT DE JUNTAS	SET GUARNIZIONI	A 112 465 74	1
9	HALTER LUFTKUEHLER W	RETAINER AIR COOLER W	SUPP. REFROID.A AIR	SOPORTE REFRIG. AIRE W	SUPPORTO REFRIGERATORE ARIA W	A 112 479 74	1
12	DRUCKROHR	PRESSURE PIPE	TUBE DE PRESSION	TUBO DE PRESION	TUBO PRESSIONE	A 112 469 74	1
14	DICHTUNG 156X156X2,0	SEAL 156X156 X2.0	JOINT 156X156X2,0	JUNTA 156X156X2,0	GUARNIZIONE 156X156X2,0	A 9318 1020	2
15	FLANSCH C 80 X 88,9	FLANGE C 80 X 88.9	BRIDE C 80X88,9	BRIDA C 80 X 88,9	FLANGIA	A 9370 2700	1
16	DICHTUNG 80 PN 16	SEAL 80 PN 16	JOINT 80 PN 16	JUNTA 80 PN 16	GUARNIZIONE 80 PN 16	A 9318 2600	1
19	HALTER KUEHLWASSER	TANK COOLING WATER	SUPP. EAU DE REFROID.	SOPORTE REFRIG. AGUA	SUPPORTO REFRIGERATORE ACQUA	A 112 458 74	1
21	VERSCHRAUBUNG 341-11/4	SCREWED JOINT 341-1 1/4	VISSAGE 341-11/4	RACOR 341-11/4	RACCORDO	A 9325 4820	1
22	D-NIPPEL 280-11/4	DOUBLE FITTING 280-11/4	NIPPLE 280-11/4	RACOR 280- 11/4	NIPPLO D 280	A 9325 3070	5
23	SCHMUTZFAENGER DN 32	DIRT TRAP DN 32	TAMIS CONDUITE D'EAUDN3	FILTRO TAMIZ DN 32	TRAPPOLA SPOROO	A 048 897 74	1

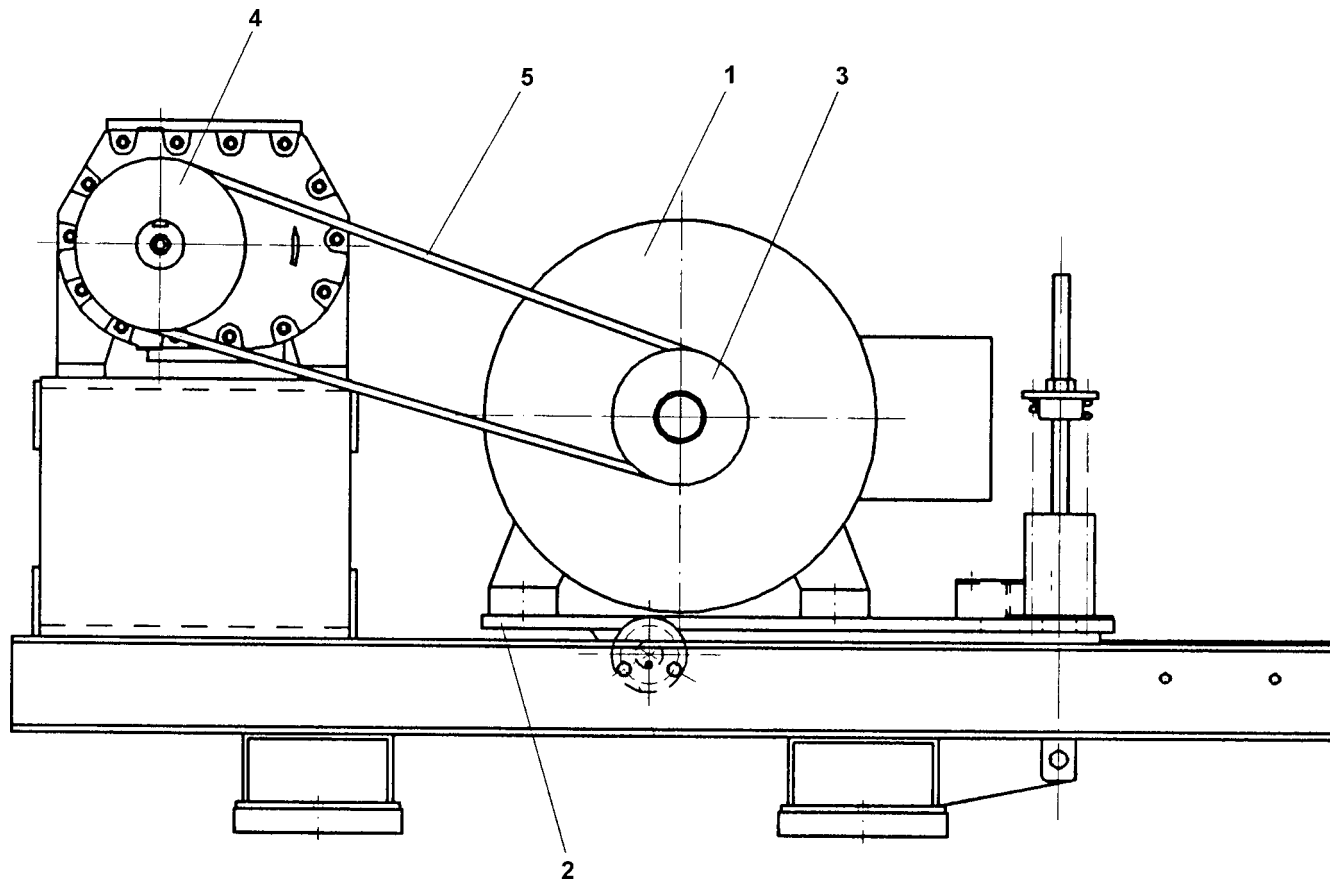


Pos	BENENNUNG	DESCRIPTION	DESIGNATION	DENOMINACION	DESCRIZIONE	Lager Nr. Stock Nr. N° de magasin N° de magazzino	Menge Qty. Quant. Cantidad
24	2/2-W-MAGNETVENTIL	2/2 - WAY SOLEN. VALVE	ELECTROVANNE 2 P/2 0	ELECTROVALVULA 2 P/2 NA	ELETTROVALVOLA 2/2 - VIE	10000 1307	1
	ERSATZTEILE:	SPARE PARTS	PIÈCES DE RECHANGE	PIEZAS DE RECAMBIO	PARTI DI RICAMBIO		
24.1	ERSATZMEMBRANE	SERVO-MEMBRANE	SERVO-DIAPHRAGME	SERVO-MEMBRANA	MEMBRANA DI RICAMBIO	10000 1929	1
25	T 130-1 1/4	T 130 - 1 1/4	P.EN T 130-1 1/4	RACOR T 130-1 1/4	RACCORDO T130-11/4	A 9324 1070	2
26	WINKEL 92-1 1/4	ANGLE 92 - 1 1/4	EQUERRE 92- 1 1/4	CODO 92-1 1/4	ANGOLO 92-1 1/4	A 9324 0220	3
27	VERSCHRAUBUNG 368-11/4	SCREWED JOINT 368-11/4	VISSAGE 368-11/4	RACOR 368-11/4	RACCORDO	A 9325 4960	8
28	WASSERSCHLAUCH WSG-32	WATER HOSE WSG-32	TUYAU A EAU WSG-32	MANGUERA DE AGUA WSG-32	TUBO ACQUA WSG-32	A 9364 2700	3,2
29	SCHLAUCHKLEMME A 28	HOSE CLAMP A 28	PINCE P. TUYAUX A28	PINZA P/TUBO FLEX. A 28	PINZA FERMATUBI	A 9364 9520	8
30	R-NIPPEL 241-11/2X11/4	PIPENIPPLE241-11/2X11.4	NIPPLE T.241-11/2X11/4	RACOR 241-11/2X11/4	NIPPLO DI RIDUZIONE	A 9325 2220	4
31	DURCHGANGSVENTIL V11/4"	GLOBE VALVE V11/4"	SOUPAPE V11/4"	LLAVE DE PASO V 1 1/4	VALVOLA A CLAPET 11/4"	A 9361 4410	1
32	T 130-1 1/2X1 1/4X1 1/4	T 130-1 1/2X1 1/4X1 1/4	P.EN T 130-1 1/2X1 1/4	RACOR T 130-1 1/2X1 1/4	RACCORDO T 130- 11/2 x 11/4	A 9324 4440	1
33	VERSCHRAUBUNG 344-11/2	SCREWED JOINT 344-1 1/2	VISSAGE 344-1 1/2	RACOR 344-11/2	RACCORDO	A 9325 9150	1
34	RD-NIPPEL 1 1/4X 120	RD NIPPLE 1 1/4X 120	NIPPLE RD 1 1/4X 120	RACOR RD 1 1/4X 120	NIPPLO	A 9327 1520	1
36	ROHR 35,0 X 2,5	TUBE 35,0 X 2,5	TUBE 35,0 X 2,5	TUBO 35,0 X 2,5	TUBO	A 9110 1920	0,28
37	T-VERSCHRAUBUNG QL 35	T-SCREWED JOINT QL 35	DISTRIBUTEUR EN T QL35	RACOR EN TE QL 35 T	RACCORDO VITE "T" QL35	A 9358 4130	1
38	EVW-STUTZEN 35-L	EVW-CONN. 35-L	MANCHON REGL.ANG.35-L	RACOR EVW 35-L	MANICOTTO EVW 35-L	A 9359 6730	1
39	ADAPTER	ADAPTOR	ADAPTATEUR	ADAPTADOR	ADATTATORE	A 042 962 74	2
40	DICHTUNG 70X 70 X1,5	SEAL 70X 70 X1.5	JOINT 70X70X1,5	JUNTA 70X70X1,5	GUARNIZIONE 70X 70 X1,5	A 9318 2700	3
41	ADAPTER	ADAPTOR	ADAPTATEUR	ADAPTADOR	ADATTATORE	A 112 457 74	1
42	OELTEMPERATURREGLER 55-75°	OIL TEMPERATURE REGUL. 55-75°	REGULAT.TEMP.D'HUILE 55-75°	REGULADOR TEMP. ACEITE	REGOLATORE TEMPERATURA OLIO	A 112 444 74	1
42	OELTEMPERATURREGLER 70-85°	OIL TEMPERATURE REGUL. 70-85°	REGULAT.TEMP.D'HUILE 70-85°	REGULADOR TEMP. ACEITE	REGOLATORE TEMPERATURA OLIO	A 114 477 74	1
43	EVW-VERSCHRBG.35-LR	EVW-SCREW CONN. 35-LR	RACCORD REGL.ANG.35-LR	RACOR ROSC.EVW.35-LR	RACCORDO VITE EVW	A 9359 5730	2
44	G-VERSCHRAUBUNG DL 35	THR. SCR. JOINT DL 35	RACCORD DROIT DL 35	RACOR G DL 35	RACCORDO VITE DL 35	A 9358 1130	2
45	ROHR 35,0 X 2,5	TUBE 35,0 X 2,5	TUBE 35,0 X 2,5	TUBO 35,0 X 2,5	TUBO	A 9110 1920	0,32
46	W-VERSCHRAUBUNG KL 35	THREAD.ELBOW JOINTKL 35	RACCORD W KL35	RACOR RECTO W KL 35	Raccordo vite ad angolo	A 9358 3730	3
47	ROHRLEITUNG	PIPE LINE	TUYAUTERIE	TUBERIA DE CONDUCCION	TUBAZIONE	A 110 563 74	1
48	ROHRLEITUNG	PIPE LINE	TUYAUTERIE	TUBERIA DE CONDUCCION	TUBAZIONE	A 112 448 74	1
49	ROHRLEITUNG	PIPE LINE	TUYAUTERIE	TUBERIA DE CONDUCCION	TUBAZIONE	A 112 449 74	1
50	ROHR 35,0 X 2,5	TUBE 35,0 X 2,5	TUBE 35,0 X 2,5	TUBO 35,0 X 2,5	TUBO	A 9110 1920	1,11
51	REDUZIERUNG G2"-G11/4"	REDUCTION G2"-G11/4"	REDUCTION G2"-G11/4"	REDUCCION G2-G11/4	RIDUZIONEN G2"-G11/4"	A 112 471 74	2
52	FLANSCH 156X156-90,5	FLANGE 156 X 156-90.5	BRIDE 156X156-90,5	BRIDA 156X156-90,5	FLANGIA	A 9372 0440	1
53	DRUCKROHR	PRESSURE PIPE	TUBE DE PRESSION	TUBO DE PRESION	TUBO PRESSIONE	A 112 470 74	1

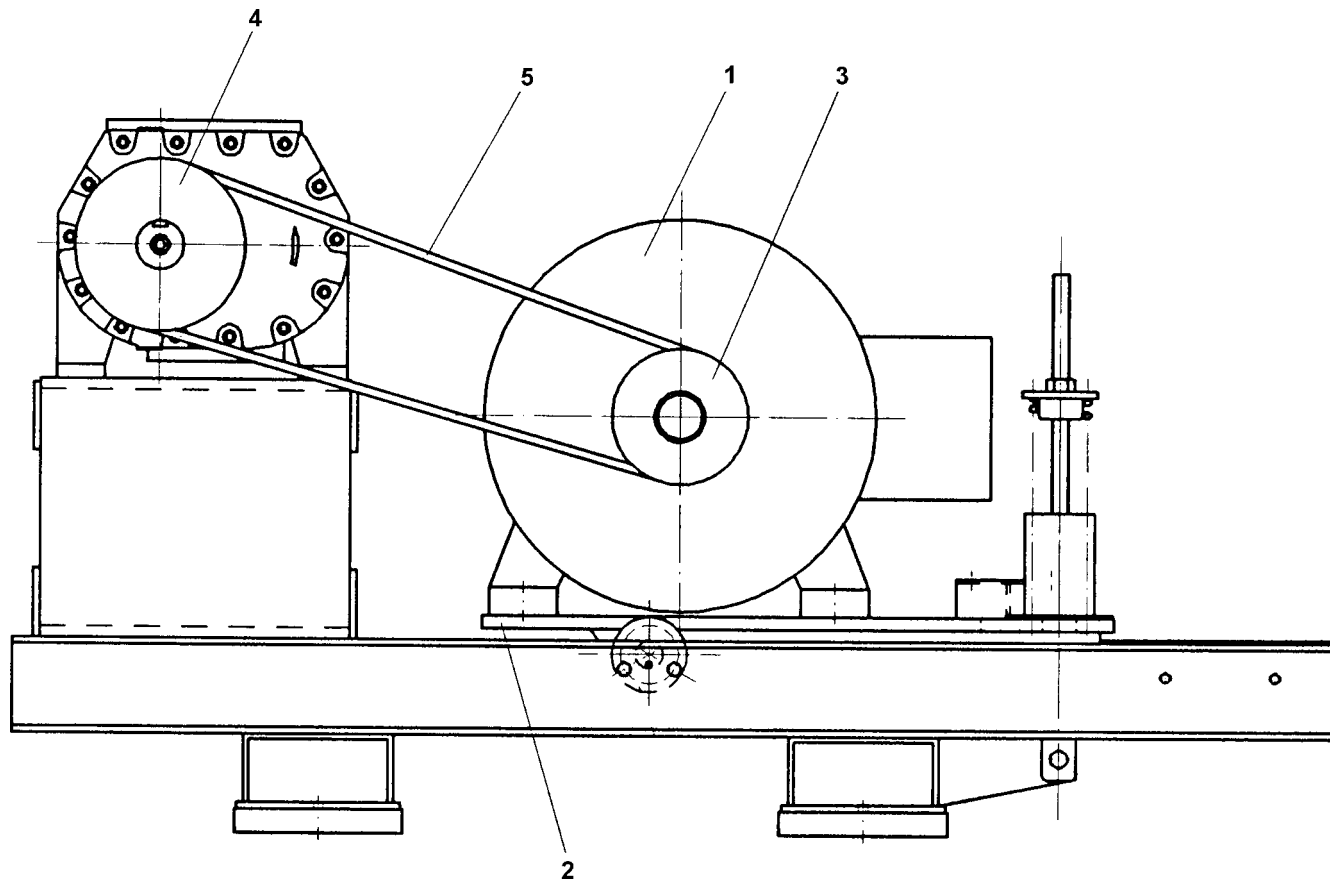




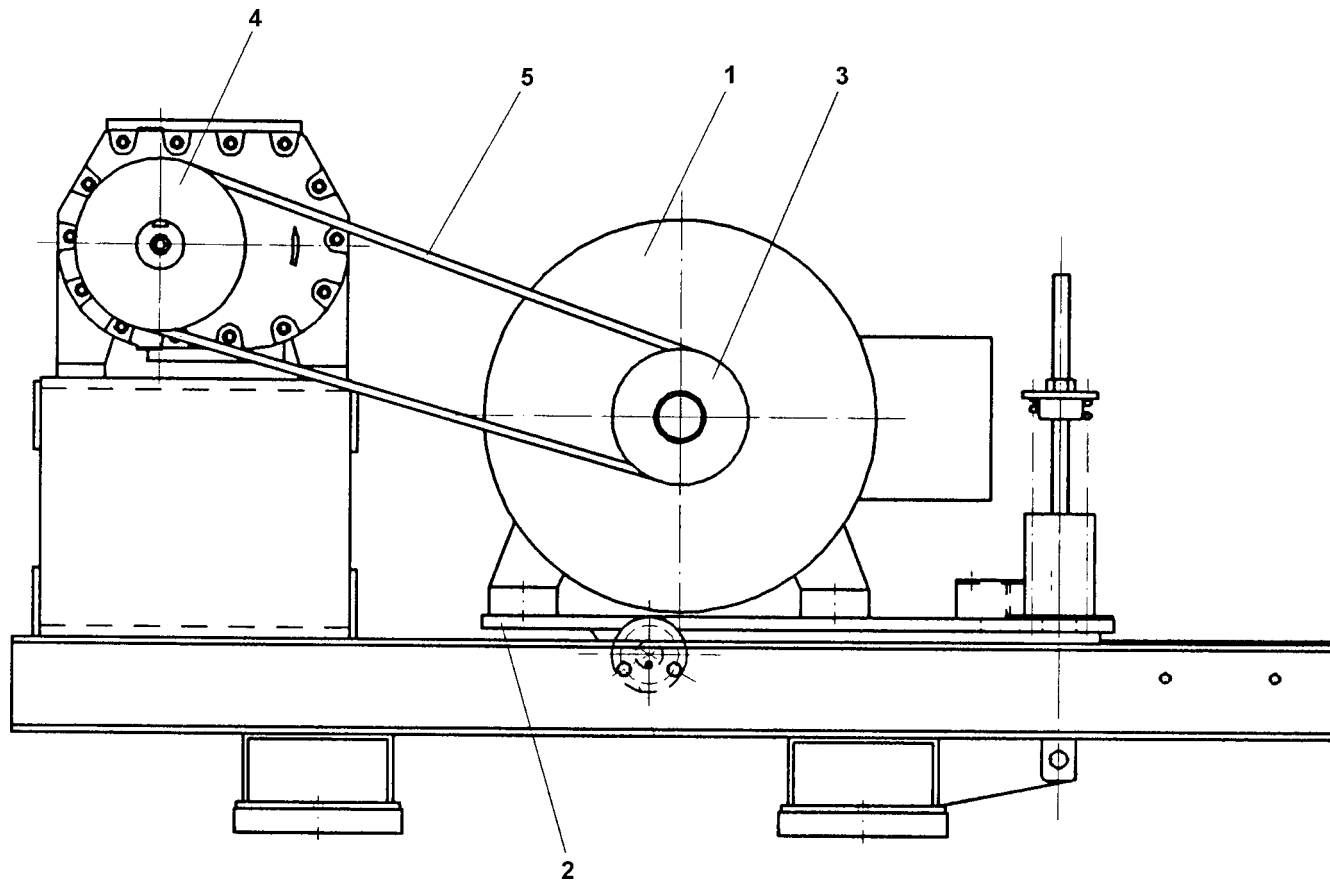
Pos	BENENNUNG	DESCRIPTION	DESIGNATION	DENOMINACION	DESCRIZIONE	Lager Nr. Stock Nr. N° de magasin N° de magazzino	Menge Qty. Quant. Cantidad
111	ANTRIEBE	DRIVE UNITS	ENTRAINEMENTS	MOTORES	MOTORI	100002729	
	L75S-7,5 IP23-50Hz	L75S-7.5 IP23-50Hz	L75S-7,5 IP23-50Hz	L75S-7,5 IP23-50Hz	L75S-7,5 IP23-50Hz		
1	E-Motor 75KW IP23 400V	EL.Motor 75KW IP23 400V	E-MOTEUR 75KW IP23 400V	MOTOR ELEC. 75KW IP23 400V	MOTORE EL. 75KW IP23 400V	A 116 220 74	1
1	E-Motor 75KW IP23 220V	EL.Motor 75KW IP23 220V	E-MOTEUR 75KW IP23 220V	MOTOR ELEC. 75KW IP23 220V	MOTORE EL. 75KW IP23 220V	A 116 217 74	1
2	MOTORWIPPE	MOTOR HINGED SUPPORT	BASCULE DU MOTEUR	BASCULA MOTOR	SUPPORTO OSCILL.MOTORE	A 112 376 74	1
3	KEILRIEMENSCHLEIBE	V-BELT PULLEY	POULIE A GORGE	POLEA CORREAS	PULEGGIA GOLE TRAPEZOIDALI	10000 2459	1
4	KEILRIEMENSCHLEIBE	V-BELT PULLEY	POULIE A GORGE	POLEA CORREAS	PULEGGIA GOLE TRAPEZOIDALI	10000 2467	1
5	KEILRIEMENSATZ	SET V-BELT	JEU DE COURROIE	KIT CORREAS	SET CINGHIE TRAPEZ.	A 110 620 74	1
	L75S-7,5 IP55-50Hz	L75S-7.5 IP55-50Hz	L75S-7,5 IP55-50Hz	L75S-7,5 IP55-50Hz	L75S-7,5 IP55-50Hz		
1	E-Motor 75KW IP55 400V	EL.Motor 75KW IP55 400V	E-MOTEUR 75KW IP55 400V	MOTOR ELEC. 75KW IP55 400V	MOTORE EL. 75KW IP55 400V	A 116 226 74	1
1	E-Motor 75KW IP55 220V	EL.Motor 75KW IP55 220V	E-MOTEUR 75KW IP55 220V	MOTOR ELEC. 75KW IP55 220V	MOTORE EL. 75KW IP55 220V	A 116 223 74	1
2	MOTORWIPPE	MOTOR HINGED SUPPORT	BASCULE DU MOTEUR	BASCULA MOTOR	SUPPORTO OSCILL.MOTORE	A 112 379 74	1
3	KEILRIEMENSCHLEIBE	V-BELT PULLEY	POULIE A GORGE	POLEA CORREAS	PULEGGIA GOLE TRAPEZOIDALI	10000 2460	1
4	KEILRIEMENSCHLEIBE	V-BELT PULLEY	POULIE A GORGE	POLEA CORREAS	PULEGGIA GOLE TRAPEZOIDALI	10000 2467	1
5	KEILRIEMENSATZ	SET V-BELT	JEU DE COURROIE	KIT CORREAS	SET CINGHIE TRAPEZ.	A 110 620 74	1
	L75S-9 IP23-50Hz	L75S-9 IP23-50Hz	L75S-9 IP23-50Hz	L75S-9 IP23-50Hz	L75S-9 IP23-50Hz		
1	E-Motor 75KW IP23 400V	EL.Motor 75KW IP23 400V	E-MOTEUR 75KW IP23 400V	MOTOR ELEC. 75KW IP23 400V	MOTORE EL. 75KW IP23 400V	A 116 220 74	1
1	E-Motor 75KW IP23 220V	EL.Motor 75KW IP23 220V	E-MOTEUR 75KW IP23 220V	MOTOR ELEC. 75KW IP23 220V	MOTORE EL. 75KW IP23 220V	A 116 217 74	1
2	MOTORWIPPE	MOTOR HINGED SUPPORT	BASCULE DU MOTEUR	BASCULA MOTOR	SUPPORTO OSCILL.MOTORE	A 112 398 74	1
3	KEILRIEMENSCHLEIBE	V-BELT PULLEY	POULIE A GORGE	POLEA CORREAS	PULEGGIA GOLE TRAPEZOIDALI	10000 2461	1
4	KEILRIEMENSCHLEIBE	V-BELT PULLEY	POULIE A GORGE	POLEA CORREAS	PULEGGIA GOLE TRAPEZOIDALI	10000 2468	1
5	KEILRIEMENSATZ	SET V-BELT	JEU DE COURROIE	KIT CORREAS	SET CINGHIE TRAPEZ.	A 110 620 74	1
	L75S-9 IP55-50Hz	L75S-9 IP55-50Hz	L75S-9 IP55-50Hz	L75S-9 IP55-50Hz	L75S-9 IP55-50Hz		
1	E-Motor 75KW IP55 400V	EL.Motor 75KW IP55 400V	E-MOTEUR 75KW IP55 400V	MOTOR ELEC. 75KW IP55 400V	MOTORE EL. 75KW IP55 400V	A 116 226 74	1
1	E-Motor 75KW IP55 220V	EL.Motor 75KW IP55 220V	E-MOTEUR 75KW IP55 220V	MOTOR ELEC. 75KW IP55 220V	MOTORE EL. 75KW IP55 220V	A 116 223 74	1
2	MOTORWIPPE	MOTOR HINGED SUPPORT	BASCULE DU MOTEUR	BASCULA MOTOR	SUPPORTO OSCILL.MOTORE	A 112 379 74	1
3	KEILRIEMENSCHLEIBE	V-BELT PULLEY	POULIE A GORGE	POLEA CORREAS	PULEGGIA GOLE TRAPEZOIDALI	10000 2462	1
4	KEILRIEMENSCHLEIBE	V-BELT PULLEY	POULIE A GORGE	POLEA CORREAS	PULEGGIA GOLE TRAPEZOIDALI	10000 2468	1
5	KEILRIEMENSATZ	SET V-BELT	JEU DE COURROIE	KIT CORREAS	SET CINGHIE TRAPEZ.	A 111 371 74	1
	L75-10 IP23-50Hz	L75-10 IP23-50Hz	L75-10 IP23-50Hz	L75-10 IP23-50Hz	L75-10 IP23-50Hz		
1	E-Motor 75KW IP23 400V	EL.Motor 75KW IP23 400V	E-MOTEUR 75KW IP23 400V	MOTOR ELEC. 75KW IP23 400V	MOTORE EL. 75KW IP23 400V	A 116 220 74	1
1	E-Motor 75KW IP23 220V	EL.Motor 75KW IP23 220V	E-MOTEUR 75KW IP23 220V	MOTOR ELEC. 75KW IP23 220V	MOTORE EL. 75KW IP23 220V	A 116 217 74	1
2	MOTORWIPPE	MOTOR HINGED SUPPORT	BASCULE DU MOTEUR	BASCULA MOTOR	SUPPORTO OSCILL.MOTORE	A 112 337 74	1
3	KEILRIEMENSCHLEIBE	V-BELT PULLEY	POULIE A GORGE	POLEA CORREAS	PULEGGIA GOLE TRAPEZOIDALI	10000 2455	1



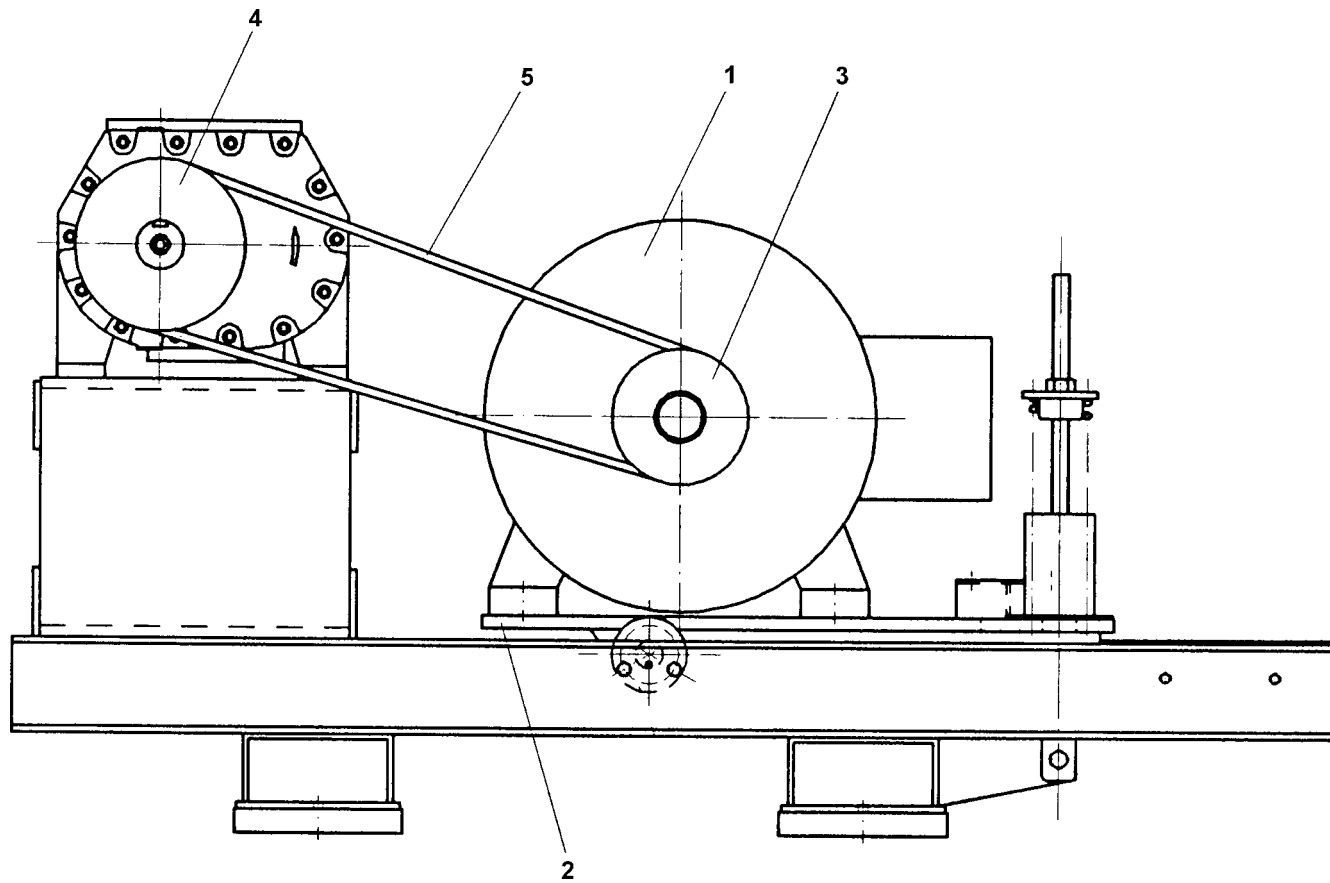
Pos	BENENNUNG	DESCRIPTION	DESIGNATION	DENOMINACION	DESCRIZIONE	Lager Nr. Stock Nr. N° de magasin N° de magazzino	Menge Qty. Quant. Cantidad
4	KEILRIEMENSCHLEIBE	V-BELT PULLEY	POULIE A GORGE	POLEA CORREAS	PULEGGIA GOLE TRAPEZOIDALI	10000 2467	1
5	KEILRIEMENSATZ	SET V-BELT	JEU DE COURROIE	KIT CORREAS	SET CINGHIE TRAPEZ.	A 110 620 74	1
	L75-10 IP55-50Hz	L75-10 IP55-50Hz	L75-10 IP55-50Hz	L75-10 IP55-50Hz	L75-10 IP55-50Hz		
1	E-Motor 75KW IP55 400V	EL.Motor 75KW IP55 400V	E-MOTEUR 75KW IP55 400V	MOTOR ELEC. 75KW IP55 400V	MOTORE EL. 75KW IP55 400V	A 116 226 74	1
1	E-Motor 75KW IP55 220V	EL.Motor 75KW IP55 220V	E-MOTEUR 75KW IP55 220V	MOTOR ELEC. 75KW IP55 220V	MOTORE EL. 75KW IP55 220V	A 116 223 74	1
2	MOTORWIPPE	MOTOR HINGED SUPPORT	BASCULE DU MOTEUR	BASCULA MOTOR	SUPPORTO OSCILL.MOTORE	A 112 391 74	1
3	KEILRIEMENSCHLEIBE	V-BELT PULLEY	POULIE A GORGE	POLEA CORREAS	PULEGGIA GOLE TRAPEZOIDALI	10000 2456	1
4	KEILRIEMENSCHLEIBE	V-BELT PULLEY	POULIE A GORGE	POLEA CORREAS	PULEGGIA GOLE TRAPEZOIDALI	10000 2467	1
5	KEILRIEMENSATZ	SET V-BELT	JEU DE COURROIE	KIT CORREAS	SET CINGHIE TRAPEZ.	A 110 620 74	1
	L75-11 IP23-50Hz	L75-11 IP23-50Hz	L75-11 IP23-50Hz	L75-11 IP23-50Hz	L75-11 IP23-50Hz		
1	E-Motor 75KW IP23 400V	EL.Motor 75KW IP23 400V	E-MOTEUR 75KW IP23 400V	MOTOR ELEC. 75KW IP23 400V	MOTORE EL. 75KW IP23 400V	A 116 220 74	1
1	E-Motor 75KW IP23 220V	EL.Motor 75KW IP23 220V	E-MOTEUR 75KW IP23 220V	MOTOR ELEC. 75KW IP23 220V	MOTORE EL. 75KW IP23 220V	A 116 217 74	1
2	MOTORWIPPE	MOTOR HINGED SUPPORT	BASCULE DU MOTEUR	BASCULA MOTOR	SUPPORTO OSCILL.MOTORE	A 111 303 74	1
3	KEILRIEMENSCHLEIBE	V-BELT PULLEY	POULIE A GORGE	POLEA CORREAS	PULEGGIA GOLE TRAPEZOIDALI	10000 2457	1
4	KEILRIEMENSCHLEIBE	V-BELT PULLEY	POULIE A GORGE	POLEA CORREAS	PULEGGIA GOLE TRAPEZOIDALI	10000 2468	1
5	KEILRIEMENSATZ	SET V-BELT	JEU DE COURROIE	KIT CORREAS	SET CINGHIE TRAPEZ.	A 110 620 74	1
	L75-11 IP55-50Hz	L75-11 IP55-50Hz	L75-11 IP55-50Hz	L75-11 IP55-50Hz	L75-11 IP55-50Hz		
1	E-Motor 75KW IP55 400V	EL.Motor 75KW IP55 400V	E-MOTEUR 75KW IP55 400V	MOTOR ELEC. 75KW IP55 400V	MOTORE EL. 75KW IP55 400V	A 116 226 74	1
1	E-Motor 75KW IP55 220V	EL.Motor 75KW IP55 220V	E-MOTEUR 75KW IP55 220V	MOTOR ELEC. 75KW IP55 220V	MOTORE EL. 75KW IP55 220V	A 116 223 74	1
2	MOTORWIPPE	MOTOR HINGED SUPPORT	BASCULE DU MOTEUR	BASCULA MOTOR	SUPPORTO OSCILL.MOTORE	A 112 392 74	1
3	KEILRIEMENSCHLEIBE	V-BELT PULLEY	POULIE A GORGE	POLEA CORREAS	PULEGGIA GOLE TRAPEZOIDALI	10000 2458	1
4	KEILRIEMENSCHLEIBE	V-BELT PULLEY	POULIE A GORGE	POLEA CORREAS	PULEGGIA GOLE TRAPEZOIDALI	10000 2468	1
5	KEILRIEMENSATZ	SET V-BELT	JEU DE COURROIE	KIT CORREAS	SET CINGHIE TRAPEZ.	A 110 620 74	1
	L75S-13 IP23-50Hz	L75S-13 IP23-50Hz	L75S-13 IP23-50Hz	L75S-13 IP23-50Hz	L75S-13 IP23-50Hz		
1	E-Motor 75KW IP23 400V	EL.Motor 75KW IP23 400V	E-MOTEUR 75KW IP23 400V	MOTOR ELEC. 75KW IP23 400V	MOTORE EL. 75KW IP23 400V	A 116 220 74	1
1	E-Motor 75KW IP23 220V	EL.Motor 75KW IP23 220V	E-MOTEUR 75KW IP23 220V	MOTOR ELEC. 75KW IP23 220V	MOTORE EL. 75KW IP23 220V	A 116 217 74	1
2	MOTORWIPPE	MOTOR HINGED SUPPORT	BASCULE DU MOTEUR	BASCULA MOTOR	SUPPORTO OSCILL.MOTORE	A 112 376 74	1
3	KEILRIEMENSCHLEIBE	V-BELT PULLEY	POULIE A GORGE	POLEA CORREAS	PULEGGIA GOLE TRAPEZOIDALI	10000 2455	1
4	KEILRIEMENSCHLEIBE	V-BELT PULLEY	POULIE A GORGE	POLEA CORREAS	PULEGGIA GOLE TRAPEZOIDALI	10000 2468	1
5	KEILRIEMENSATZ	SET V-BELT	JEU DE COURROIE	KIT CORREAS	SET CINGHIE TRAPEZ.	A 110 620 74	1
	L75-13 IP55-50Hz	L75-13 IP55-50Hz	L75-13 IP55-50Hz	L75-13 IP55-50Hz	L75-13 IP55-50Hz		
1	E-Motor 75KW IP55 400V	EL.Motor 75KW IP55 400V	E-MOTEUR 75KW IP55 400V	MOTOR ELEC. 75KW IP55 400V	MOTORE EL. 75KW IP55 400V	A 116 226 74	1
1	E-Motor 75KW IP55 220V	EL.Motor 75KW IP55 220V	E-MOTEUR 75KW IP55 220V	MOTOR ELEC. 75KW IP55 220V	MOTORE EL. 75KW IP55 220V	A 116 223 74	1
2	MOTORWIPPE	MOTOR HINGED SUPPORT	BASCULE DU MOTEUR	BASCULA MOTOR	SUPPORTO OSCILL.MOTORE	A 112 392 74	1



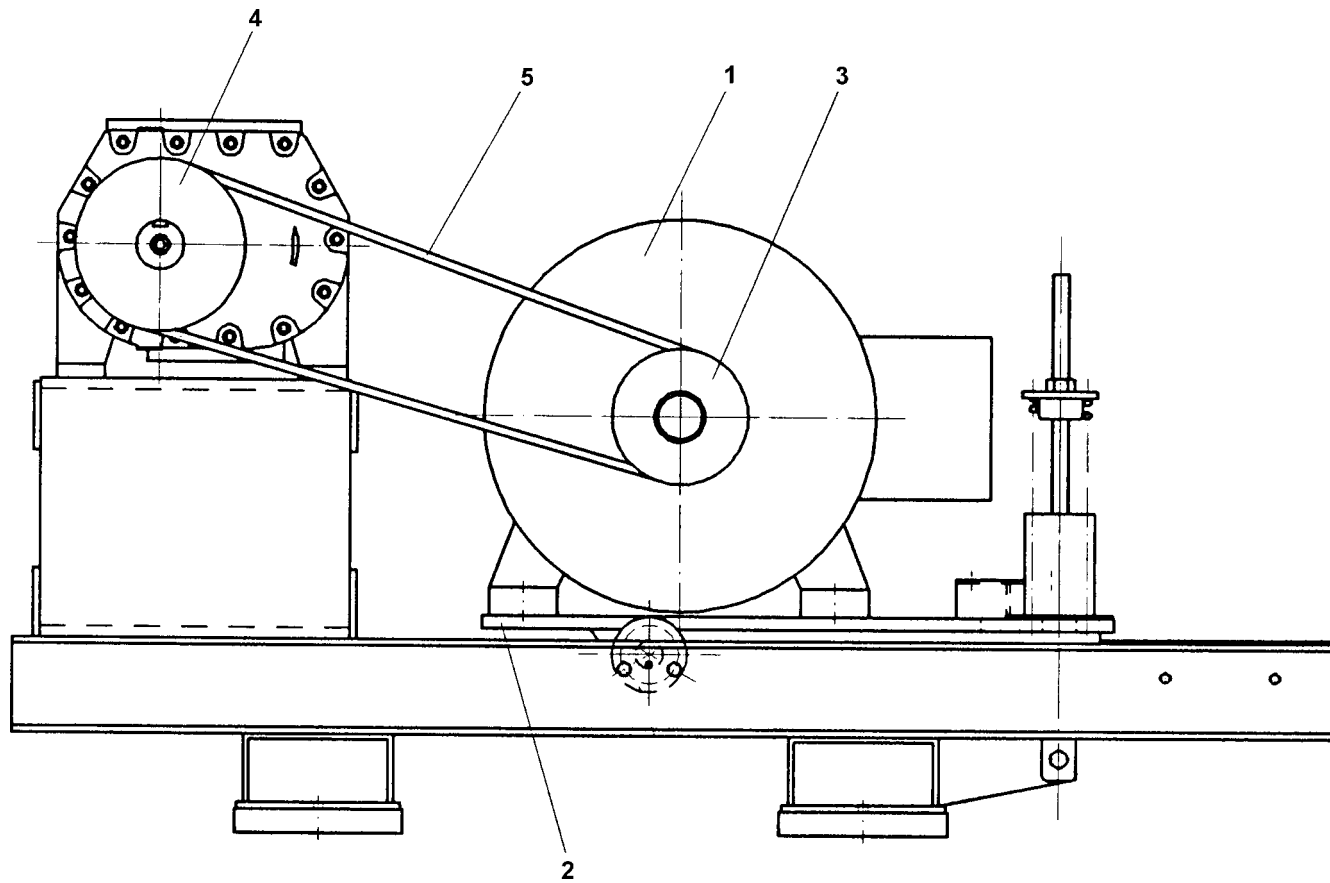
Pos	BENENNUNG	DESCRIPTION	DESIGNATION	DENOMINACION	DESCRIZIONE	Lager Nr. Stock Nr. N° de magasin N° de magazzino	Menge Qty. Quant. Cantidad
3	KEILRIEMENSCHLEIBE	V-BELT PULLEY	POULIE A GORGE	POLEA CORREAS	PULEGGIA GOLE TRAPEZOIDALI	10000 2456	1
4	KEILRIEMENSCHLEIBE	V-BELT PULLEY	POULIE A GORGE	POLEA CORREAS	PULEGGIA GOLE TRAPEZOIDALI	10000 2468	1
5	KEILRIEMENSATZ	SET V-BELT	JEU DE COURROIE	KIT CORREAS	SET CINGHIE TRAPEZ.	A 110 620 74	1
	L90-7,5 IP23-50Hz	L90-7.5 IP23-50Hz	L90-7,5 IP23-50Hz	L90-7,5 IP23-50Hz	L90-7,5 IP23-50Hz		
1	E-Motor 90KW IP23 400V	EL.MOTOR 90KW-400V-IP23	E-MOTEUR 90KW-400V-IP23	MOTOR ELEC. 90KW-400V-IP23	MOTORE EL. 90KW IP23 400V	A 116 221 74	1
1	E-Motor 90KW IP23 220V	EL.MOTOR 90KW-220V-IP23	E-MOTEUR 90KW-220V-IP23	MOTOR ELEC. 90KW-220V-IP23	MOTORE EL. 90KW IP23 220V	A 116 218 74	1
2	MOTORWIPPE	MOTOR HINGED SUPPORT	BASCULE DU MOTEUR	BASCULA MOTOR	SUPPORTO OSCILL.MOTORE	A 112 374 74	1
3	KEILRIEMENSCHLEIBE	V-BELT PULLEY	POULIE A GORGE	POLEA CORREAS	PULEGGIA GOLE TRAPEZOIDALI	10000 2462	1
4	KEILRIEMENSCHLEIBE	V-BELT PULLEY	POULIE A GORGE	POLEA CORREAS	PULEGGIA GOLE TRAPEZOIDALI	10000 2465	1
5	KEILRIEMENSATZ	SET V-BELT	JEU DE COURROIE	KIT CORREAS	SET CINGHIE TRAPEZ.	A 110 620 74	1
	L90-7,5 IP55-50Hz	L90-7.5 IP55-50Hz	L90-7,5 IP55-50Hz	L90-7,5 IP55-50Hz	L90-7,5 IP55-50Hz		
1	E-Motor 90KW IP55 400V	EL.MOTOR 90KW-400V-IP55	E-MOTEUR 90KW-400V-IP55	MOTOR ELEC. 90KW-400V-IP55	MOTORE EL. 90KW IP55 400V	A 116 227 74	1
1	E-Motor 90KW IP55 220V	EL.MOTOR 90KW-220V-IP55	E-MOTEUR 90KW-220V-IP55	MOTOR ELEC. 90KW-220V-IP55	MOTORE EL. 90KW IP55 220V	A 116 224 74	1
2	MOTORWIPPE	MOTOR HINGED SUPPORT	BASCULE DU MOTEUR	BASCULA MOTOR	SUPPORTO OSCILL.MOTORE	A 112 393 74	1
3	KEILRIEMENSCHLEIBE	V-BELT PULLEY	POULIE A GORGE	POLEA CORREAS	PULEGGIA GOLE TRAPEZOIDALI	10000 2462	1
4	KEILRIEMENSCHLEIBE	V-BELT PULLEY	POULIE A GORGE	POLEA CORREAS	PULEGGIA GOLE TRAPEZOIDALI	10000 2465	1
5	KEILRIEMENSATZ	SET V-BELT	JEU DE COURROIE	KIT CORREAS	SET CINGHIE TRAPEZ.	A 110 620 74	1
	L90-9 IP23-50Hz	L90-9 IP23-50Hz	L90-9 IP23-50Hz	L90-9 IP23-50Hz	L90-9 IP23-50Hz		
1	E-Motor 90KW IP23 400V	EL.MOTOR 90KW-400V-IP23	E-MOTEUR 90KW-400V-IP23	MOTOR ELEC. 90KW-400V-IP23	MOTORE EL. 90KW IP23 400V	A 116 221 74	1
1	E-Motor 90KW IP23 220V	EL.MOTOR 90KW-220V-IP23	E-MOTEUR 90KW-220V-IP23	MOTOR ELEC. 90KW-220V-IP23	MOTORE EL. 90KW IP23 220V	A 116 218 74	1
2	MOTORWIPPE	MOTOR HINGED SUPPORT	BASCULE DU MOTEUR	BASCULA MOTOR	SUPPORTO OSCILL.MOTORE	A 111 330 74	1
3	KEILRIEMENSCHLEIBE	V-BELT PULLEY	POULIE A GORGE	POLEA CORREAS	PULEGGIA GOLE TRAPEZOIDALI	10000 2463	1
4	KEILRIEMENSCHLEIBE	V-BELT PULLEY	POULIE A GORGE	POLEA CORREAS	PULEGGIA GOLE TRAPEZOIDALI	10000 2467	1
5	KEILRIEMENSATZ	SET V-BELT	JEU DE COURROIE	KIT CORREAS	SET CINGHIE TRAPEZ.	A 110 620 74	1
	L90-9 IP55-50Hz	L90-9 IP55-50Hz	L90-9 IP55-50Hz	L90-9 IP55-50Hz	L90-9 IP55-50Hz		
1	E-Motor 90KW IP55 400V	EL.MOTOR 90KW-400V-IP55	E-MOTEUR 90KW-400V-IP55	MOTOR ELEC. 90KW-400V-IP55	MOTORE EL. 90KW IP55 400V	A 116 227 74	1
1	E-Motor 90KW IP55 220V	EL.MOTOR 90KW-220V-IP55	E-MOTEUR 90KW-220V-IP55	MOTOR ELEC. 90KW-220V-IP55	MOTORE EL. 90KW IP55 220V	A 116 224 74	1
2	MOTORWIPPE	MOTOR HINGED SUPPORT	BASCULE DU MOTEUR	BASCULA MOTOR	SUPPORTO OSCILL.MOTORE	A 111 332 74	1
3	KEILRIEMENSCHLEIBE	V-BELT PULLEY	POULIE A GORGE	POLEA CORREAS	PULEGGIA GOLE TRAPEZOIDALI	10000 2463	1
4	KEILRIEMENSCHLEIBE	V-BELT PULLEY	POULIE A GORGE	POLEA CORREAS	PULEGGIA GOLE TRAPEZOIDALI	10000 2467	1
5	KEILRIEMENSATZ	SET V-BELT	JEU DE COURROIE	KIT CORREAS	SET CINGHIE TRAPEZ.	A 110 620 74	1
	L90-10 IP23-50Hz	L90-10 IP23-50Hz	L90-10 IP23-50Hz	L90-10 IP23-50Hz	L90-10 IP23-50Hz		
1	E-Motor 90KW IP23 400V	EL.MOTOR 90KW-400V-IP23	E-MOTEUR 90KW-400V-IP23	MOTOR ELEC. 90KW-400V-IP23	MOTORE EL. 90KW IP23 400V	A 116 221 74	1
1	E-Motor 90KW IP23 220V	EL.MOTOR 90KW-220V-IP23	E-MOTEUR 90KW-220V-IP23	MOTOR ELEC. 90KW-220V-IP23	MOTORE EL. 90KW IP23 220V	A 116 218 74	1



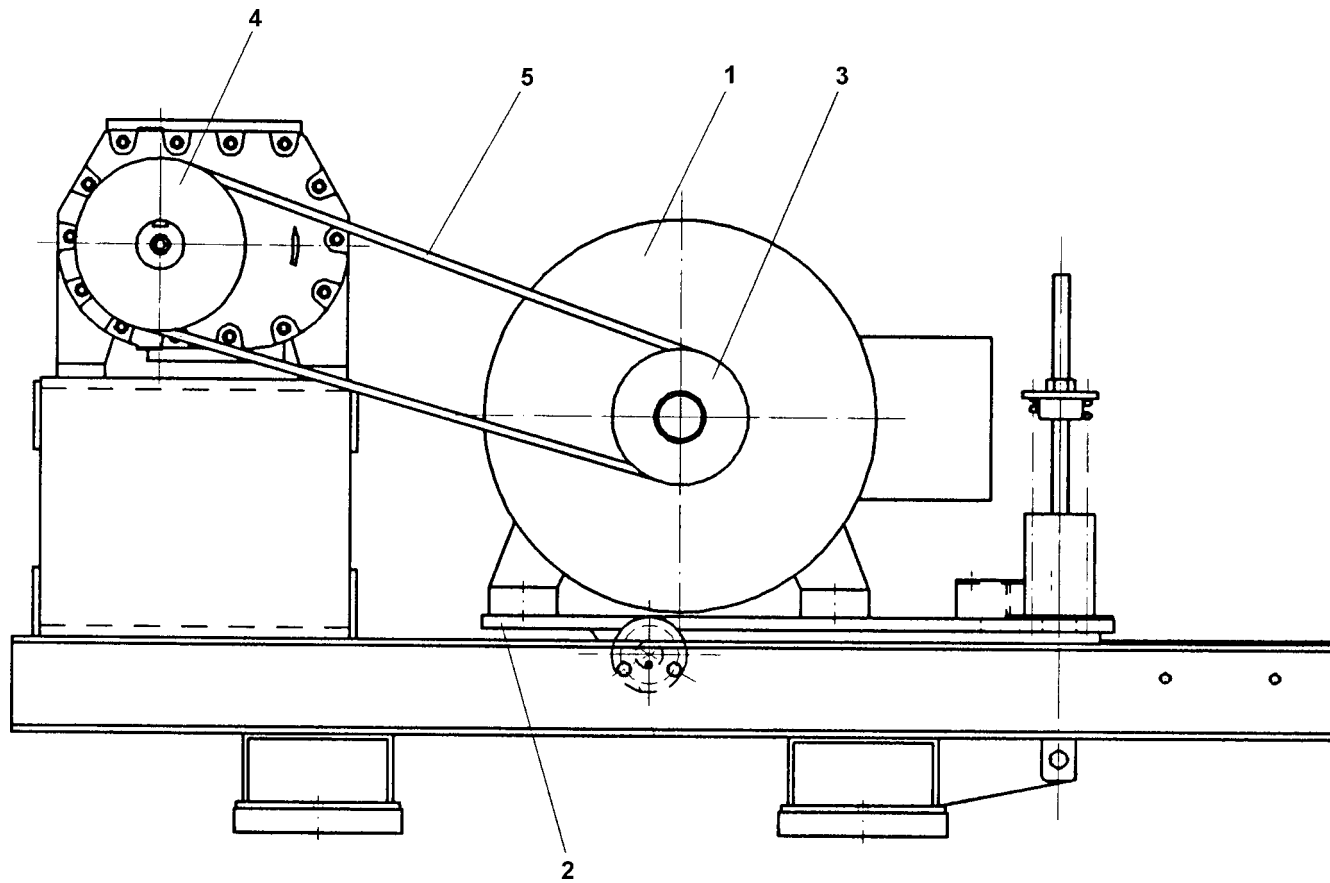
Pos	BENENNUNG	DESCRIPTION	DESIGNATION	DENOMINACION	DESCRIZIONE	Lager Nr. Stock Nr. N° de magasin N° de magazzino	Menge Qty. Quant. Cantidad
2	MOTORWIPPE	MOTOR HINGED SUPPORT	BASCULE DU MOTEUR	BASCULA MOTOR	SUPPORTO OSCILL.MOTORE	A 112 378 74	1
3	KEILRIEMENSCHLEIBE	V-BELT PULLEY	POULIE A GORGE	POLEA CORREAS	PULEGGIA GOLE TRAPEZOIDALI	10000 2462	1
4	KEILRIEMENSCHLEIBE	V-BELT PULLEY	POULIE A GORGE	POLEA CORREAS	PULEGGIA GOLE TRAPEZOIDALI	10000 2467	1
5	KEILRIEMENSATZ	SET V-BELT	JEU DE COURROIE	KIT CORREAS	SET CINGHIE TRAPEZ.	A 110 620 74	1
	L90-10 IP55-50Hz	L90-10 IP55-50Hz	L90-10 IP55-50Hz	L90-10 IP55-50Hz	L90-10 IP55-50Hz		
1	E-Motor 90KW IP55 400V	EL.MOTOR 90KW-400V-IP55	E-MOTEUR 90KW-400V-IP55	MOTOR ELEC. 90KW-400V-IP55	MOTORE EL. 90KW IP55 400V	A 116 227 74	1
1	E-Motor 90KW IP55 220V	EL.MOTOR 90KW-220V-IP55	E-MOTEUR 90KW-220V-IP55	MOTOR ELEC. 90KW-220V-IP55	MOTORE EL. 90KW IP55 220V	A 116 224 74	1
2	MOTORWIPPE	MOTOR HINGED SUPPORT	BASCULE DU MOTEUR	BASCULA MOTOR	SUPPORTO OSCILL.MOTORE	A 112 394 74	1
3	KEILRIEMENSCHLEIBE	V-BELT PULLEY	POULIE A GORGE	POLEA CORREAS	PULEGGIA GOLE TRAPEZOIDALI	10000 2462	1
4	KEILRIEMENSCHLEIBE	V-BELT PULLEY	POULIE A GORGE	POLEA CORREAS	PULEGGIA GOLE TRAPEZOIDALI	10000 2467	1
5	KEILRIEMENSATZ	SET V-BELT	JEU DE COURROIE	KIT CORREAS	SET CINGHIE TRAPEZ.	A 110 620 74	1
	L90-11 IP23-50Hz	L90-11 IP23-50Hz	L90-11 IP23-50Hz	L90-11 IP23-50Hz	L90-11 IP23-50Hz		
1	E-Motor 90KW IP23 400V	EL.MOTOR 90KW-400V-IP23	E-MOTEUR 90KW-400V-IP23	MOTOR ELEC. 90KW-400V-IP23	MOTORE EL. 90KW IP23 400V	A 116 221 74	1
1	E-Motor 90KW IP23 220V	EL.MOTOR 90KW-220V-IP23	E-MOTEUR 90KW-220V-IP23	MOTOR ELEC. 90KW-220V-IP23	MOTORE EL. 90KW IP23 220V	A 116 218 74	1
2	MOTORWIPPE	MOTOR HINGED SUPPORT	BASCULE DU MOTEUR	BASCULA MOTOR	SUPPORTO OSCILL.MOTORE	A 112 378 74	1
3	KEILRIEMENSCHLEIBE	V-BELT PULLEY	POULIE A GORGE	POLEA CORREAS	PULEGGIA GOLE TRAPEZOIDALI	10000 2460	1
4	KEILRIEMENSCHLEIBE	V-BELT PULLEY	POULIE A GORGE	POLEA CORREAS	PULEGGIA GOLE TRAPEZOIDALI	10000 2467	1
5	KEILRIEMENSATZ	SET V-BELT	JEU DE COURROIE	KIT CORREAS	SET CINGHIE TRAPEZ.	A 110 620 74	1
	L90-11 IP55-50Hz	L90-11 IP55-50Hz	L90-11 IP55-50Hz	L90-11 IP55-50Hz	L90-11 IP55-50Hz		
1	E-Motor 90KW IP55 400V	EL.MOTOR 90KW-400V-IP55	E-MOTEUR 90KW-400V-IP55	MOTOR ELEC. 90KW-400V-IP55	MOTORE EL. 90KW IP55 400V	A 116 227 74	1
1	E-Motor 90KW IP55 220V	EL.MOTOR 90KW-220V-IP55	E-MOTEUR 90KW-220V-IP55	MOTOR ELEC. 90KW-220V-IP55	MOTORE EL. 90KW IP55 220V	A 116 224 74	1
2	MOTORWIPPE	MOTOR HINGED SUPPORT	BASCULE DU MOTEUR	BASCULA MOTOR	SUPPORTO OSCILL.MOTORE	A 112 394 74	1
3	KEILRIEMENSCHLEIBE	V-BELT PULLEY	POULIE A GORGE	POLEA CORREAS	PULEGGIA GOLE TRAPEZOIDALI	10000 2460	1
4	KEILRIEMENSCHLEIBE	V-BELT PULLEY	POULIE A GORGE	POLEA CORREAS	PULEGGIA GOLE TRAPEZOIDALI	10000 2467	1
5	KEILRIEMENSATZ	SET V-BELT	JEU DE COURROIE	KIT CORREAS	SET CINGHIE TRAPEZ.	A 110 620 74	1
	L90-13 IP23-50Hz	L90-13 IP23-50Hz	L90-13 IP23-50Hz	L90-13 IP23-50Hz	L90-13 IP23-50Hz		
1	E-Motor 90KW IP23 400V	EL.MOTOR 90KW-400V-IP23	E-MOTEUR 90KW-400V-IP23	MOTOR ELEC. 90KW-400V-IP23	MOTORE EL. 90KW IP23 400V	A 116 221 74	1
1	E-Motor 90KW IP23 220V	EL.MOTOR 90KW-220V-IP23	E-MOTEUR 90KW-220V-IP23	MOTOR ELEC. 90KW-220V-IP23	MOTORE EL. 90KW IP23 220V	A 116 218 74	1
2	MOTORWIPPE	MOTOR HINGED SUPPORT	BASCULE DU MOTEUR	BASCULA MOTOR	SUPPORTO OSCILL.MOTORE	A 112 375 74	1
3	KEILRIEMENSCHLEIBE	V-BELT PULLEY	POULIE A GORGE	POLEA CORREAS	PULEGGIA GOLE TRAPEZOIDALI	10000 2462	1
4	KEILRIEMENSCHLEIBE	V-BELT PULLEY	POULIE A GORGE	POLEA CORREAS	PULEGGIA GOLE TRAPEZOIDALI	10000 2468	1
5	KEILRIEMENSATZ	SET V-BELT	JEU DE COURROIE	KIT CORREAS	SET CINGHIE TRAPEZ.	A 110 620 74	1



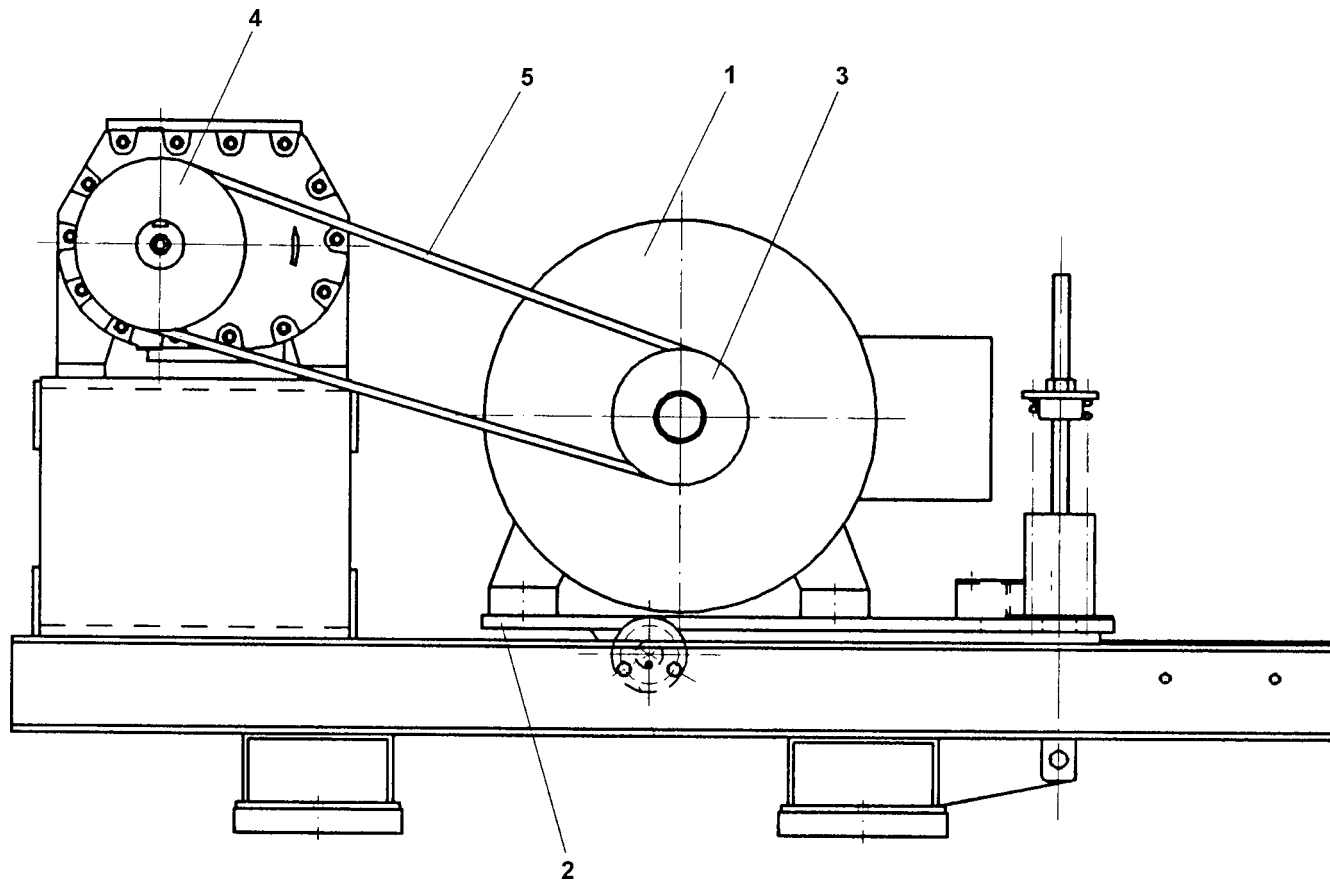
Pos	BENENNUNG	DESCRIPTION	DESIGNATION	DENOMINACION	DESCRIZIONE	Lager Nr. Stock Nr. N° de magasin N° de magazzino	Menge Qty. Quant. Cantidad
	L90-13 IP55-50Hz	L90-13 IP55-50Hz	L90-13 IP55-50Hz	L90-13 IP55-50Hz	L90-13 IP55-50Hz		
1	E-Motor 90KW IP55 400V	EL.MOTOR 90KW-400V-IP55	E-MOTEUR 90KW-400V-IP55	MOTOR ELEC. 90KW-400V-IP55	MOTORE EL. 90KW IP55 400V	A 116 227 74	1
1	E-Motor 90KW IP55 220V	EL.MOTOR 90KW-220V-IP55	E-MOTEUR 90KW-220V-IP55	MOTOR ELEC. 90KW-220V-IP55	MOTORE EL. 90KW IP55 220V	A 116 224 74	1
2	MOTORWIPPE	MOTOR HINGED SUPPORT	BASCULE DU MOTEUR	BASCULA MOTOR	SUPPORTO OSCILL.MOTORE	A 112 394 74	1
3	KEILRIEMENSCHLEIBE	V-BELT PULLEY	POULIE A GORGE	POLEA CORREAS	PULEGGIA GOLE TRAPEZOIDALI	10000 2462	1
4	KEILRIEMENSCHLEIBE	V-BELT PULLEY	POULIE A GORGE	POLEA CORREAS	PULEGGIA GOLE TRAPEZOIDALI	10000 2468	1
5	KEILRIEMENSATZ	SET V-BELT	JEU DE COURROIE	KIT CORREAS	SET CINGHIE TRAPEZ.	A 111 371 74	1
	L110-7,5 IP23-50Hz	L110-7.5 IP23-50Hz	L110-7,5 IP23-50Hz	L110-7,5 IP23-50Hz	L110-7,5 IP23-50Hz		
1	E-Motor 110KW IP23 400V	EL.MOTOR 110KW-400V-IP23	E-MOTEUR 110KW-400V-IP23	MOTOR ELEC.110KW-400V-IP23	MOTORE EL. 110KW IP23 400V	A 116 222 74	1
1	E-Motor 110KW IP23 220V	EL.MOTOR 110KW-220V-IP23	E-MOTEUR 110KW-220V-IP23	MOTOR ELEC.110KW-220V-IP23	MOTORE EL. 110KW IP23 220V	A 116 219 74	1
2	MOTORWIPPE	MOTOR HINGED SUPPORT	BASCULE DU MOTEUR	BASCULA MOTOR	SUPPORTO OSCILL.MOTORE	A 112 372 74	1
3	KEILRIEMENSCHLEIBE	V-BELT PULLEY	POULIE A GORGE	POLEA CORREAS	PULEGGIA GOLE TRAPEZOIDALI	10000 2464	1
4	KEILRIEMENSCHLEIBE	V-BELT PULLEY	POULIE A GORGE	POLEA CORREAS	PULEGGIA GOLE TRAPEZOIDALI	10000 2465	1
5	KEILRIEMENSATZ	SET V-BELT	JEU DE COURROIE	KIT CORREAS	SET CINGHIE TRAPEZ.	A 110 620 74	1
	L110-7,5 IP55-50Hz	L110-7.5 IP55-50Hz	L110-7,5 IP55-50Hz	L110-7,5 IP55-50Hz	L110-7,5 IP55-50Hz		
1	E-Motor 110KW IP55 400V	EL.MOTOR 110KW-400V-IP55	E-MOTEUR 110KW-400V-IP55	MOTOR ELEC.110KW-400V-IP55	MOTORE EL. 110KW IP55 400V	A 116 228 74	1
1	E-Motor 110KW IP55 220V	EL.MOTOR 110KW-220V-IP55	E-MOTEUR 110KW-220V-IP55	MOTOR ELEC.110KW-220V-IP55	MOTORE EL. 110KW IP55 220V	A 116 225 74	1
2	MOTORWIPPE	MOTOR HINGED SUPPORT	BASCULE DU MOTEUR	BASCULA MOTOR	SUPPORTO OSCILL.MOTORE	A 112 396 74	1
3	KEILRIEMENSCHLEIBE	V-BELT PULLEY	POULIE A GORGE	POLEA CORREAS	PULEGGIA GOLE TRAPEZOIDALI	10000 2464	1
4	KEILRIEMENSCHLEIBE	V-BELT PULLEY	POULIE A GORGE	POLEA CORREAS	PULEGGIA GOLE TRAPEZOIDALI	10000 2465	1
5	KEILRIEMENSATZ	SET V-BELT	JEU DE COURROIE	KIT CORREAS	SET CINGHIE TRAPEZ.	A 111 371 74	1
	L110-9 IP23-50Hz	L110-9 IP23-50Hz	L110-9 IP23-50Hz	L110-9 IP23-50Hz	L110-9 IP23-50Hz		
1	E-Motor 110KW IP23 400V	EL.MOTOR 110KW-400V-IP23	E-MOTEUR 110KW-400V-IP23	MOTOR ELEC.110KW-400V-IP23	MOTORE EL. 110KW IP23 400V	A 116 222 74	1
1	E-Motor 110KW IP23 220V	EL.MOTOR 110KW-220V-IP23	E-MOTEUR 110KW-220V-IP23	MOTOR ELEC.110KW-220V-IP23	MOTORE EL. 110KW IP23 220V	A 116 219 74	1
2	MOTORWIPPE	MOTOR HINGED SUPPORT	BASCULE DU MOTEUR	BASCULA MOTOR	SUPPORTO OSCILL.MOTORE	A 111 331 74	1
3	KEILRIEMENSCHLEIBE	V-BELT PULLEY	POULIE A GORGE	POLEA CORREAS	PULEGGIA GOLE TRAPEZOIDALI	10000 2464	1
4	KEILRIEMENSCHLEIBE	V-BELT PULLEY	POULIE A GORGE	POLEA CORREAS	PULEGGIA GOLE TRAPEZOIDALI	10000 2466	1
5	KEILRIEMENSATZ	SET V-BELT	JEU DE COURROIE	KIT CORREAS	SET CINGHIE TRAPEZ.	A 110 620 74	1
	L110-9 IP55-50Hz	L110-9 IP55-50Hz	L110-9 IP55-50Hz	L110-9 IP55-50Hz	L110-9 IP55-50Hz		
1	E-Motor 110KW IP55 400V	EL.MOTOR 110KW-400V-IP55	E-MOTEUR 110KW-400V-IP55	MOTOR ELEC.110KW-400V-IP55	MOTORE EL. 110KW IP55 400V	A 116 228 74	1
1	E-Motor 110KW IP55 220V	EL.MOTOR 110KW-220V-IP55	E-MOTEUR 110KW-220V-IP55	MOTOR ELEC.110KW-220V-IP55	MOTORE EL. 110KW IP55 220V	A 116 225 74	1
2	MOTORWIPPE	MOTOR HINGED SUPPORT	BASCULE DU MOTEUR	BASCULA MOTOR	SUPPORTO OSCILL.MOTORE	A 112 397 74	1
3	KEILRIEMENSCHLEIBE	V-BELT PULLEY	POULIE A GORGE	POLEA CORREAS	PULEGGIA GOLE TRAPEZOIDALI	10000 2464	1
4	KEILRIEMENSCHLEIBE	V-BELT PULLEY	POULIE A GORGE	POLEA CORREAS	PULEGGIA GOLE TRAPEZOIDALI	10000 2466	1



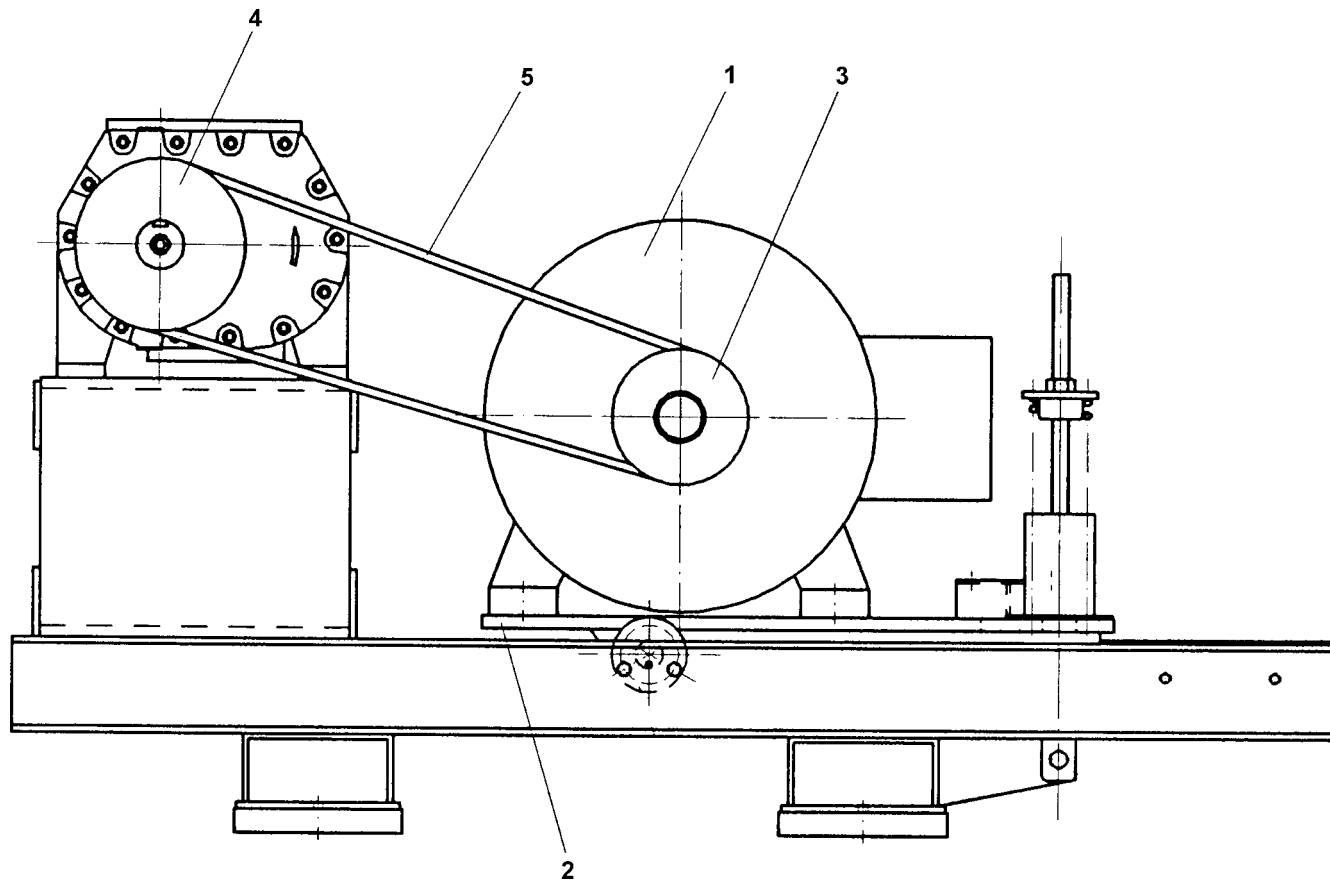
Pos	BENENNUNG	DESCRIPTION	DESIGNATION	DENOMINACION	DESCRIZIONE	Lager Nr. Stock Nr. N° de magasin N° de magazzino	Menge Qty. Quant. Cantidad
5	KEILRIEMENSATZ	SET V-BELT	JEU DE COURROIE	KIT CORREAS	SET CINGHIE TRAPEZ.	A 111 371 74	1
	L110-10 IP23-50Hz	L110-10 IP23-50Hz	L110-10 IP23-50Hz	L110-10 IP23-50Hz	L110-10 IP23-50Hz		
1	E-Motor 110KW IP23 400V	EL.MOTOR 110KW-400V-IP23	E-MOTEUR 110KW-400V-IP23	MOTOR ELEC.110KW-400V-IP23	MOTORE EL. 110KW IP23 400V	A 116 222 74	1
1	E-Motor 110KW IP23 220V	EL.MOTOR 110KW-220V-IP23	E-MOTEUR 110KW-220V-IP23	MOTOR ELEC.110KW-220V-IP23	MOTORE EL. 110KW IP23 220V	A 116 219 74	1
2	MOTORWIPPE	MOTOR HINGED SUPPORT	BASCULE DU MOTEUR	BASCULA MOTOR	SUPPORTO OSCILL.MOTORE	A 112 373 74	1
3	KEILRIEMENSCHLEIBE	V-BELT PULLEY	POULIE A GORGE	POLEA CORREAS	PULEGGIA GOLE TRAPEZOIDALI	10000 2463	1
4	KEILRIEMENSCHLEIBE	V-BELT PULLEY	POULIE A GORGE	POLEA CORREAS	PULEGGIA GOLE TRAPEZOIDALI	10000 2465	1
5	KEILRIEMENSATZ	SET V-BELT	JEU DE COURROIE	KIT CORREAS	SET CINGHIE TRAPEZ.	A 110 620 74	1
	L110-10 IP55-50Hz	L110-10 IP55-50Hz	L110-10 IP55-50Hz	L110-10 IP55-50Hz	L110-10 IP55-50Hz		
1	E-Motor 110KW IP55 400V	EL.MOTOR 110KW-400V-IP55	E-MOTEUR 110KW-400V-IP55	MOTOR ELEC.110KW-400V-IP55	MOTORE EL. 110KW IP55 400V	A 116 228 74	1
1	E-Motor 110KW IP55 220V	EL.MOTOR 110KW-220V-IP55	E-MOTEUR 110KW-220V-IP55	MOTOR ELEC.110KW-220V-IP55	MOTORE EL. 110KW IP55 220V	A 116 225 74	1
2	MOTORWIPPE	MOTOR HINGED SUPPORT	BASCULE DU MOTEUR	BASCULA MOTOR	SUPPORTO OSCILL.MOTORE	A 112 397 74	1
3	KEILRIEMENSCHLEIBE	V-BELT PULLEY	POULIE A GORGE	POLEA CORREAS	PULEGGIA GOLE TRAPEZOIDALI	10000 2463	1
4	KEILRIEMENSCHLEIBE	V-BELT PULLEY	POULIE A GORGE	POLEA CORREAS	PULEGGIA GOLE TRAPEZOIDALI	10000 2465	1
5	KEILRIEMENSATZ	SET V-BELT	JEU DE COURROIE	KIT CORREAS	SET CINGHIE TRAPEZ.	A 110 620 74	1
	L110-11 IP23-50Hz	L110-11 IP23-50Hz	L110-11 IP23-50Hz	L110-11 IP23-50Hz	L110-11 IP23-50Hz		
1	E-Motor 110KW IP23 400V	EL.MOTOR 110KW-400V-IP23	E-MOTEUR 110KW-400V-IP23	MOTOR ELEC.110KW-400V-IP23	MOTORE EL. 110KW IP23 400V	A 116 222 74	1
1	E-Motor 110KW IP23 220V	EL.MOTOR 110KW-220V-IP23	E-MOTEUR 110KW-220V-IP23	MOTOR ELEC.110KW-220V-IP23	MOTORE EL. 110KW IP23 220V	A 116 219 74	1
2	MOTORWIPPE	MOTOR HINGED SUPPORT	BASCULE DU MOTEUR	BASCULA MOTOR	SUPPORTO OSCILL.MOTORE	A 112 373 74	1
3	KEILRIEMENSCHLEIBE	V-BELT PULLEY	POULIE A GORGE	POLEA CORREAS	PULEGGIA GOLE TRAPEZOIDALI	10000 2463	1
4	KEILRIEMENSCHLEIBE	V-BELT PULLEY	POULIE A GORGE	POLEA CORREAS	PULEGGIA GOLE TRAPEZOIDALI	10000 2465	1
5	KEILRIEMENSATZ	SET V-BELT	JEU DE COURROIE	KIT CORREAS	SET CINGHIE TRAPEZ.	A 110 620 74	1
	L110-11 IP55-50Hz	L110-11 IP55-50Hz	L110-11 IP55-50Hz	L110-11 IP55-50Hz	L110-11 IP55-50Hz		
1	E-Motor 110KW IP55 400V	EL.MOTOR 110KW-400V-IP55	E-MOTEUR 110KW-400V-IP55	MOTOR ELEC.110KW-400V-IP55	MOTORE EL. 110KW IP55 400V	A 116 228 74	1
1	E-Motor 110KW IP55 220V	EL.MOTOR 110KW-220V-IP55	E-MOTEUR 110KW-220V-IP55	MOTOR ELEC.110KW-220V-IP55	MOTORE EL. 110KW IP55 220V	A 116 225 74	1
2	MOTORWIPPE	MOTOR HINGED SUPPORT	BASCULE DU MOTEUR	BASCULA MOTOR	SUPPORTO OSCILL.MOTORE	A 112 397 74	1
3	KEILRIEMENSCHLEIBE	V-BELT PULLEY	POULIE A GORGE	POLEA CORREAS	PULEGGIA GOLE TRAPEZOIDALI	10000 2463	1
4	KEILRIEMENSCHLEIBE	V-BELT PULLEY	POULIE A GORGE	POLEA CORREAS	PULEGGIA GOLE TRAPEZOIDALI	10000 2465	1
5	KEILRIEMENSATZ	SET V-BELT	JEU DE COURROIE	KIT CORREAS	SET CINGHIE TRAPEZ.	A 110 620 74	1
	L110-13 IP23-50Hz	L110-13 IP23-50Hz	L110-13 IP23-50Hz	L110-13 IP23-50Hz	L110-13 IP23-50Hz		
1	E-Motor 110KW IP23 400V	EL.MOTOR 110KW-400V-IP23	E-MOTEUR 110KW-400V-IP23	MOTOR ELEC.110KW-400V-IP23	MOTORE EL. 110KW IP23 400V	A 116 222 74	1
1	E-Motor 110KW IP23 220V	EL.MOTOR 110KW-220V-IP23	E-MOTEUR 110KW-220V-IP23	MOTOR ELEC.110KW-220V-IP23	MOTORE EL. 110KW IP23 220V	A 116 219 74	1
2	MOTORWIPPE	MOTOR HINGED SUPPORT	BASCULE DU MOTEUR	BASCULA MOTOR	SUPPORTO OSCILL.MOTORE	A 112 372 74	1
3	KEILRIEMENSCHLEIBE	V-BELT PULLEY	POULIE A GORGE	POLEA CORREAS	PULEGGIA GOLE TRAPEZOIDALI	10000 2463	1



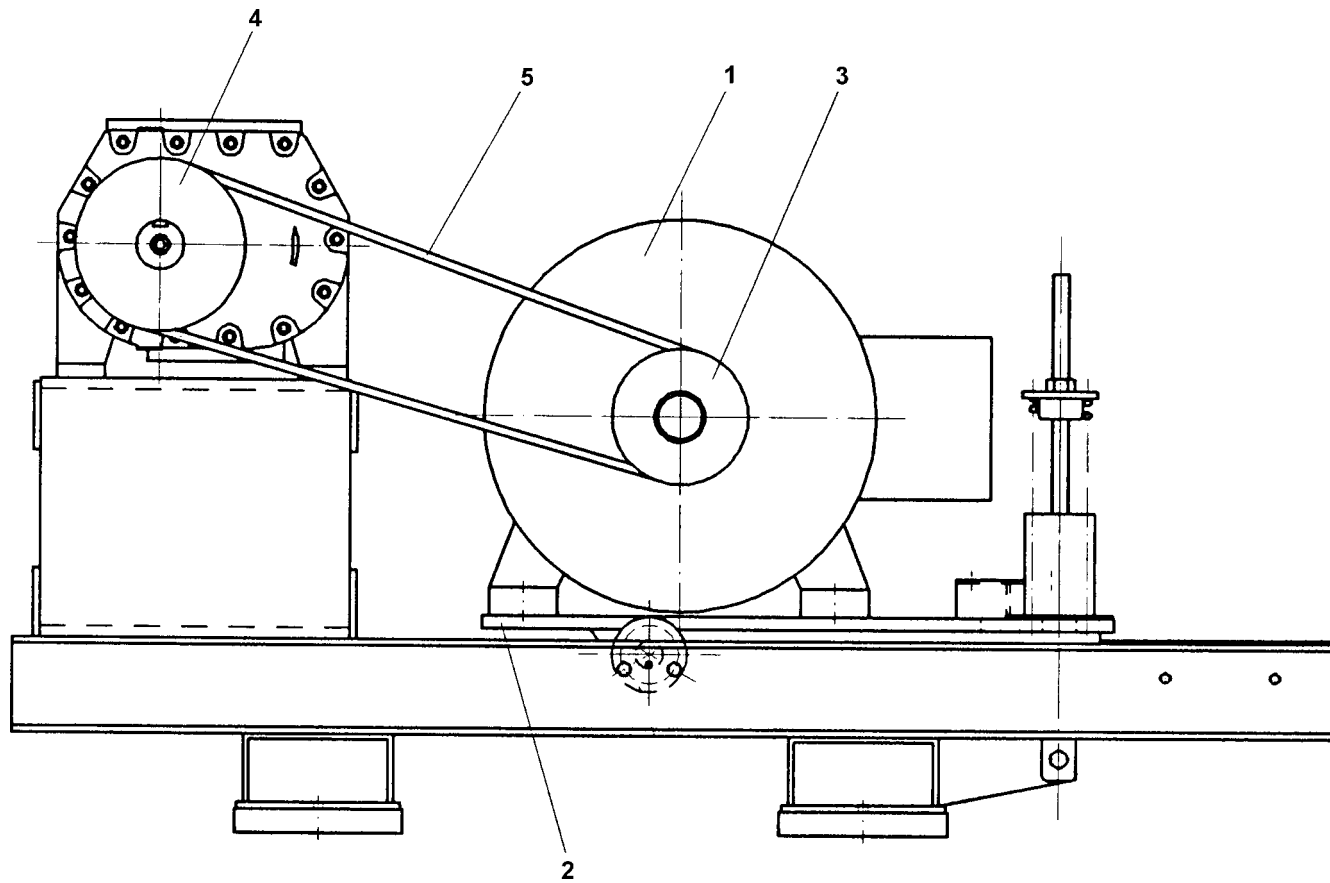
Pos	BENENNUNG	DESCRIPTION	DESIGNATION	DENOMINACION	DESCRIZIONE	Lager Nr. Stock Nr. N° de magasin N° de magazzino	Menge Qty. Quant. Cantidad
4	KEILRIEMENSCHLEIBE	V-BELT PULLEY	POULIE A GORGE	POLEA CORREAS	PULEGGIA GOLE TRAPEZOIDALI	10000 2467	1
5	KEILRIEMENSATZ	SET V-BELT	JEU DE COURROIE	KIT CORREAS	SET CINGHIE TRAPEZ.	A 110 620 74	1
	L110-13 IP55-50Hz	L110-13 IP55-50Hz	L110-13 IP55-50Hz	L110-13 IP55-50Hz	L110-13 IP55-50Hz		
1	E-Motor 110KW IP55 400V	EL.MOTOR 110KW-400V-IP55	E-MOTEUR 110KW-400V-IP55	MOTOR ELEC.110KW-400V-IP55	MOTORE EL. 110KW IP55 400V	A 116 228 74	1
1	E-Motor 110KW IP55 220V	EL.MOTOR 110KW-220V-IP55	E-MOTEUR 110KW-220V-IP55	MOTOR ELEC.110KW-220V-IP55	MOTORE EL. 110KW IP55 220V	A 116 225 74	1
2	MOTORWIPPE	MOTOR HINGED SUPPORT	BASCULE DU MOTEUR	BASCULA MOTOR	SUPPORTO OSCILL.MOTORE	A 112 396 74	1
3	KEILRIEMENSCHLEIBE	V-BELT PULLEY	POULIE A GORGE	POLEA CORREAS	PULEGGIA GOLE TRAPEZOIDALI	10000 2463	1
4	KEILRIEMENSCHLEIBE	V-BELT PULLEY	POULIE A GORGE	POLEA CORREAS	PULEGGIA GOLE TRAPEZOIDALI	10000 2467	1
5	KEILRIEMENSATZ	SET V-BELT	JEU DE COURROIE	KIT CORREAS	SET CINGHIE TRAPEZ.	A 111 371 74	1
	L132C-7,5 IP23-50Hz	L132C-7.5 IP23-50Hz	L132C-7,5 IP23-50Hz	L132C-7,5 IP23-50Hz	L132C-7,5 IP23-50Hz		
1	E-Motor 132KW IP23 400V	EL.MOTOR 132KW-400V-IP23	E-MOTEUR 132KW-400V-IP23	MOTOR ELEC.132KW-400V-IP23	MOTORE EL. 132KW IP23 400V	A 116 206 74	1
2	MOTORWIPPE	MOTOR HINGED SUPPORT	BASCULE DU MOTEUR	BASCULA MOTOR	SUPPORTO OSCILL.MOTORE	A 111 332 74	1
3	KEILRIEMENSCHLEIBE	V-BELT PULLEY	POULIE A GORGE	POLEA CORREAS	PULEGGIA GOLE TRAPEZOIDALI	10000 2474	1
4	KEILRIEMENSCHLEIBE	V-BELT PULLEY	POULIE A GORGE	POLEA CORREAS	PULEGGIA GOLE TRAPEZOIDALI	10000 2471	1
5	KEILRIEMENSATZ	SET V-BELT	JEU DE COURROIE	KIT CORREAS	SET CINGHIE TRAPEZ.	A 111 378 74	1
	L132C-7,5 IP55-50Hz	L132C-7.5 IP55-50Hz	L132C-7,5 IP55-50Hz	L132C-7,5 IP55-50Hz	L132C-7,5 IP55-50Hz		
1	E-Motor 132KW IP55 400V	EL.MOTOR 132KW-400V-IP55	E-MOTEUR 132KW-400V-IP55	MOTOR ELEC.132KW-400V-IP55	MOTORE EL. 132KW IP55 400V	A 116 213 74	1
2	MOTORWIPPE	MOTOR HINGED SUPPORT	BASCULE DU MOTEUR	BASCULA MOTOR	SUPPORTO OSCILL.MOTORE	A 111 333 74	1
3	KEILRIEMENSCHLEIBE	V-BELT PULLEY	POULIE A GORGE	POLEA CORREAS	PULEGGIA GOLE TRAPEZOIDALI	10000 2474	1
4	KEILRIEMENSCHLEIBE	V-BELT PULLEY	POULIE A GORGE	POLEA CORREAS	PULEGGIA GOLE TRAPEZOIDALI	10000 2471	1
5	KEILRIEMENSATZ	SET V-BELT	JEU DE COURROIE	KIT CORREAS	SET CINGHIE TRAPEZ.	A 111 378 74	1
	L132C-9 IP23-50Hz	L132C-9 IP23-50Hz	L132C-9 IP23-50Hz	L132C-9 IP23-50Hz	L132C-9 IP23-50Hz		
1	E-Motor 132KW IP23 400V	EL.MOTOR 132KW-400V-IP23	E-MOTEUR 132KW-400V-IP23	MOTOR ELEC.132KW-400V-IP23	MOTORE EL. 132KW IP23 400V	A 116 206 74	1
2	MOTORWIPPE	MOTOR HINGED SUPPORT	BASCULE DU MOTEUR	BASCULA MOTOR	SUPPORTO OSCILL.MOTORE	A 112 395 74	1
3	KEILRIEMENSCHLEIBE	V-BELT PULLEY	POULIE A GORGE	POLEA CORREAS	PULEGGIA GOLE TRAPEZOIDALI	10000 2473	1
4	KEILRIEMENSCHLEIBE	V-BELT PULLEY	POULIE A GORGE	POLEA CORREAS	PULEGGIA GOLE TRAPEZOIDALI	10000 2470	1
5	KEILRIEMENSATZ	SET V-BELT	JEU DE COURROIE	KIT CORREAS	SET CINGHIE TRAPEZ.	A 111 380 74	1
	L132C-9 IP55-50Hz	L132C-9 IP55-50Hz	L132C-9 IP55-50Hz	L132C-9 IP55-50Hz	L132C-9 IP55-50Hz		
1	E-Motor 132KW IP55 400V	EL.MOTOR 132KW-400V-IP55	E-MOTEUR 132KW-400V-IP55	MOTOR ELEC.132KW-400V-IP55	MOTORE EL. 132KW IP55 400V	A 116 213 74	1
2	MOTORWIPPE	MOTOR HINGED SUPPORT	BASCULE DU MOTEUR	BASCULA MOTOR	SUPPORTO OSCILL.MOTORE	A 111 334 74	1
3	KEILRIEMENSCHLEIBE	V-BELT PULLEY	POULIE A GORGE	POLEA CORREAS	PULEGGIA GOLE TRAPEZOIDALI	10000 2473	1
4	KEILRIEMENSCHLEIBE	V-BELT PULLEY	POULIE A GORGE	POLEA CORREAS	PULEGGIA GOLE TRAPEZOIDALI	10000 2470	1
5	KEILRIEMENSATZ	SET V-BELT	JEU DE COURROIE	KIT CORREAS	SET CINGHIE TRAPEZ.	A 111 380 74	1



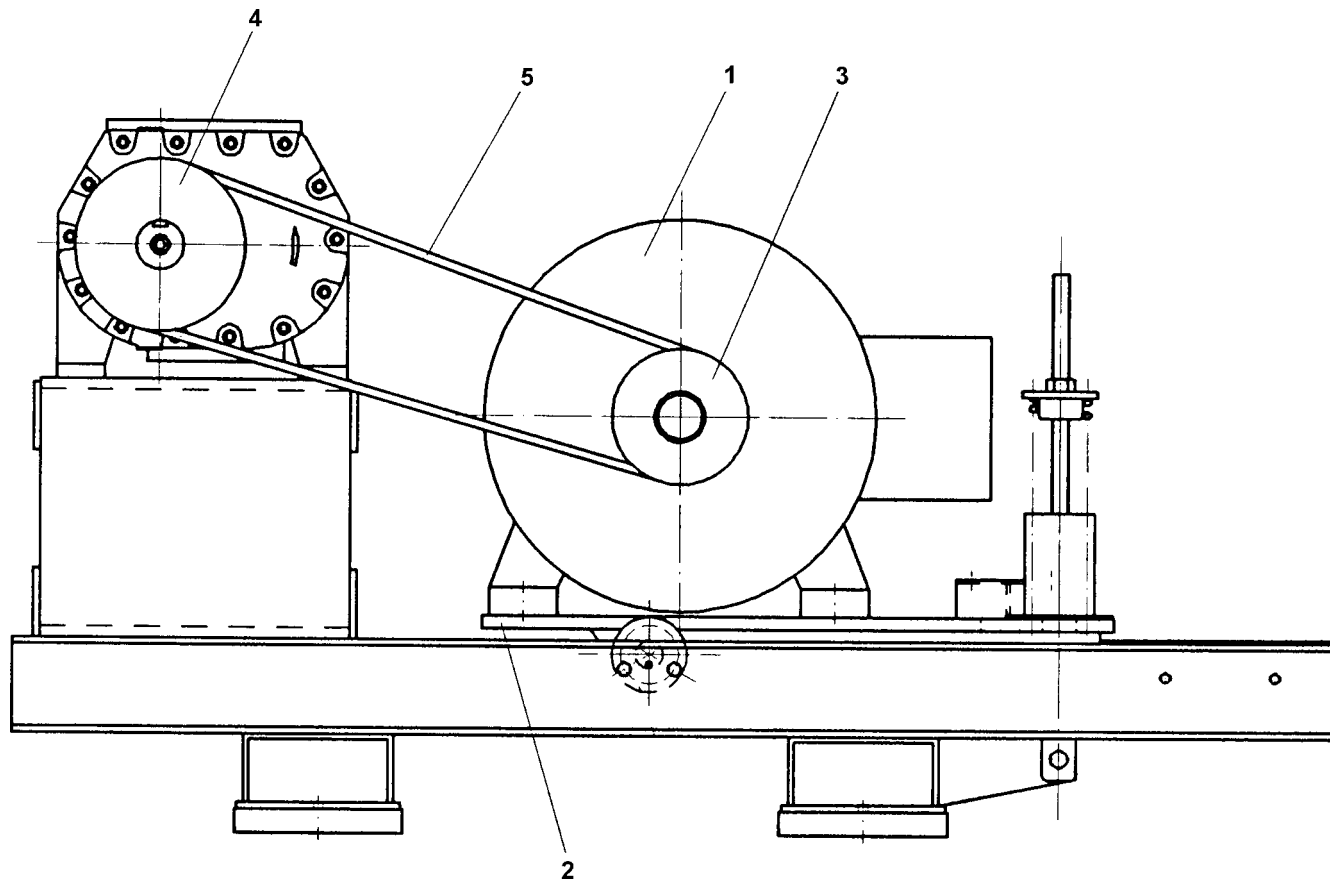
Pos	BENENNUNG	DESCRIPTION	DESIGNATION	DENOMINACION	DESCRIZIONE	Lager Nr. Stock Nr. N° de magasin N° de magazzino	Menge Qty. Quant. Cantidad
	L132C-10 IP23-50Hz	L132C-10 IP23-50Hz	L132C-10 IP23-50Hz	L132C-10 IP23-50Hz	L132C-10 IP23-50Hz		
1	E-Motor 132KW IP23 400V	EL.MOTOR 132KW-400V-IP23	E-MOTEUR 132KW-400V-IP23	MOTOR ELEC.132KW-400V-IP23	MOTORE EL. 132KW IP23 400V	A 116 206 74	1
2	MOTORWIPPE	MOTOR HINGED SUPPORT	BASCULE DU MOTEUR	BASCULA MOTOR	SUPPORTO OSCILL.MOTORE	A 112 395 74	1
3	KEILRIEMENSCHLEIBE	V-BELT PULLEY	POULIE A GORGE	POLEA CORREAS	PULEGGIA GOLE TRAPEZOIDALI	10000 2469	1
4	KEILRIEMENSCHLEIBE	V-BELT PULLEY	POULIE A GORGE	POLEA CORREAS	PULEGGIA GOLE TRAPEZOIDALI	10000 2466	1
5	KEILRIEMENSATZ	SET V-BELT	JEU DE COURROIE	KIT CORREAS	SET CINGHIE TRAPEZ.	A 111 379 74	1
	L132C-10 IP55-50Hz	L132C-10 IP55-50Hz	L132C-10 IP55-50Hz	L132C-10 IP55-50Hz	L132C-10 IP55-50Hz		
1	E-Motor 132KW IP55 400V	EL.MOTOR 132KW-400V-IP55	E-MOTEUR 132KW-400V-IP55	MOTOR ELEC.132KW-400V-IP55	MOTORE EL. 132KW IP55 400V	A 116 213 74	1
2	MOTORWIPPE	MOTOR HINGED SUPPORT	BASCULE DU MOTEUR	BASCULA MOTOR	SUPPORTO OSCILL.MOTORE	A 111 334 74	1
3	KEILRIEMENSCHLEIBE	V-BELT PULLEY	POULIE A GORGE	POLEA CORREAS	PULEGGIA GOLE TRAPEZOIDALI	10000 2469	1
4	KEILRIEMENSCHLEIBE	V-BELT PULLEY	POULIE A GORGE	POLEA CORREAS	PULEGGIA GOLE TRAPEZOIDALI	10000 2466	1
5	KEILRIEMENSATZ	SET V-BELT	JEU DE COURROIE	KIT CORREAS	SET CINGHIE TRAPEZ.	A 111 379 74	1
	L132C-11 IP23-50Hz	L132C-11 IP23-50Hz	L132C-11 IP23-50Hz	L132C-11 IP23-50Hz	L132C-11 IP23-50Hz		
1	E-Motor 132KW IP23 400V	EL.MOTOR 132KW-400V-IP23	E-MOTEUR 132KW-400V-IP23	MOTOR ELEC.132KW-400V-IP23	MOTORE EL. 132KW IP23 400V	A 116 206 74	1
2	MOTORWIPPE	MOTOR HINGED SUPPORT	BASCULE DU MOTEUR	BASCULA MOTOR	SUPPORTO OSCILL.MOTORE	A 112 395 74	1
3	KEILRIEMENSCHLEIBE	V-BELT PULLEY	POULIE A GORGE	POLEA CORREAS	PULEGGIA GOLE TRAPEZOIDALI	10000 2469	1
4	KEILRIEMENSCHLEIBE	V-BELT PULLEY	POULIE A GORGE	POLEA CORREAS	PULEGGIA GOLE TRAPEZOIDALI	10000 2466	1
5	KEILRIEMENSATZ	SET V-BELT	JEU DE COURROIE	KIT CORREAS	SET CINGHIE TRAPEZ.	A 111 379 74	1
	L132C-11 IP55-50Hz	L132C-11 IP55-50Hz	L132C-11 IP55-50Hz	L132C-11 IP55-50Hz	L132C-11 IP55-50Hz		
1	E-Motor 132KW IP55 400V	EL.MOTOR 132KW-400V-IP55	E-MOTEUR 132KW-400V-IP55	MOTOR ELEC.132KW-400V-IP55	MOTORE EL. 132KW IP55 400V	A 116 213 74	1
2	MOTORWIPPE	MOTOR HINGED SUPPORT	BASCULE DU MOTEUR	BASCULA MOTOR	SUPPORTO OSCILL.MOTORE	A 111 334 74	1
3	KEILRIEMENSCHLEIBE	V-BELT PULLEY	POULIE A GORGE	POLEA CORREAS	PULEGGIA GOLE TRAPEZOIDALI	10000 2469	1
4	KEILRIEMENSCHLEIBE	V-BELT PULLEY	POULIE A GORGE	POLEA CORREAS	PULEGGIA GOLE TRAPEZOIDALI	10000 2466	1
5	KEILRIEMENSATZ	SET V-BELT	JEU DE COURROIE	KIT CORREAS	SET CINGHIE TRAPEZ.	A 111 379 74	1
	L132C-13 IP23-50Hz	L132C-13 IP23-50Hz	L132C-13 IP23-50Hz	L132C-13 IP23-50Hz	L132C-13 IP23-50Hz		
1	E-Motor 132KW IP23 400V	EL.MOTOR 132KW-400V-IP23	E-MOTEUR 132KW-400V-IP23	MOTOR ELEC.132KW-400V-IP23	MOTORE EL. 132KW IP23 400V	A 116 206 74	1
2	MOTORWIPPE	MOTOR HINGED SUPPORT	BASCULE DU MOTEUR	BASCULA MOTOR	SUPPORTO OSCILL.MOTORE	A 112 394 74	1
3	KEILRIEMENSCHLEIBE	V-BELT PULLEY	POULIE A GORGE	POLEA CORREAS	PULEGGIA GOLE TRAPEZOIDALI	10000 2472	1
4	KEILRIEMENSCHLEIBE	V-BELT PULLEY	POULIE A GORGE	POLEA CORREAS	PULEGGIA GOLE TRAPEZOIDALI	10000 2471	1
5	KEILRIEMENSATZ	SET V-BELT	JEU DE COURROIE	KIT CORREAS	SET CINGHIE TRAPEZ.	A 111 380 74	1
	L132C-13 IP55-50Hz	L132C-13 IP55-50Hz	L132C-13 IP55-50Hz	L132C-13 IP55-50Hz	L132C-13 IP55-50Hz		
1	E-Motor 132KW IP55 400V	EL.MOTOR 132KW-400V-IP55	E-MOTEUR 132KW-400V-IP55	MOTOR ELEC.132KW-400V-IP55	MOTORE EL. 132KW IP55 400V	A 116 213 74	1
2	MOTORWIPPE	MOTOR HINGED SUPPORT	BASCULE DU MOTEUR	BASCULA MOTOR	SUPPORTO OSCILL.MOTORE	A 112 481 74	1
3	KEILRIEMENSCHLEIBE	V-BELT PULLEY	POULIE A GORGE	POLEA CORREAS	PULEGGIA GOLE TRAPEZOIDALI	10000 2472	1



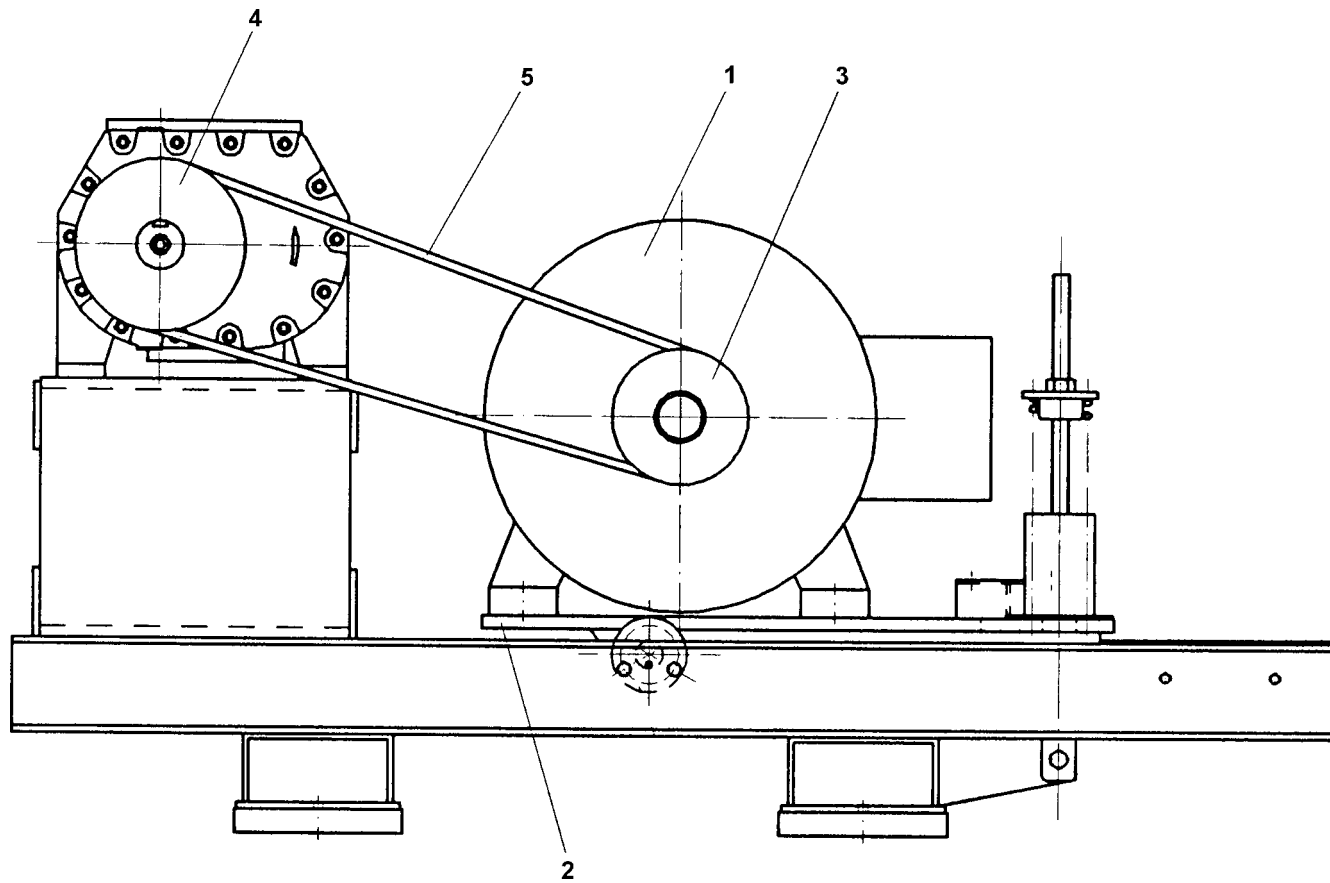
Pos	BENENNUNG	DESCRIPTION	DESIGNATION	DENOMINACION	DESCRIZIONE	Lager Nr. Stock Nr. N° de magasin N° de magazzino	Menge Qty. Quant. Cantidad
4	KEILRIEMENSCHLEIBE	V-BELT PULLEY	POULIE A GORGE	POLEA CORREAS	PULEGGIA GOLE TRAPEZOIDALI	10000 2471	1
5	KEILRIEMENSATZ	SET V-BELT	JEU DE COURROIE	KIT CORREAS	SET CINGHIE TRAPEZ.	A 111 380 74	1
	L75S-7,5 IP23-60Hz	L75S-7.5 IP23-60Hz	L75S-7,5 IP23-60Hz	L75S-7,5 IP23-60Hz	L75S-7,5 IP23-60Hz		
1	E-Motor 75KW IP23 460V	EL.Motor 75KW IP23 460V	E-MOTEUR 75KW IP23 460V	MOTOR ELEC. 75KW IP23 460V	MOTORE EL. 75KW IP23 460V	A 116 220 74	1
2	MOTORWIPPE	MOTOR HINGED SUPPORT	BASCULE DU MOTEUR	BASCULA MOTOR	SUPPORTO OSCILL.MOTORE	10000 1944	1
3	KEILRIEMENSCHLEIBE	V-BELT PULLEY	POULIE A GORGE	POLEA CORREAS	PULEGGIA GOLE TRAPEZOIDALI	10000 1943	1
4	KEILRIEMENSCHLEIBE	V-BELT PULLEY	POULIE A GORGE	POLEA CORREAS	PULEGGIA GOLE TRAPEZOIDALI	10000 2467	1
5	KEILRIEMENSATZ	SET V-BELT	JEU DE COURROIE	KIT CORREAS	SET CINGHIE TRAPEZ.	A 110 620 74	1
	L75S-7,5 IP55-60Hz	L75S-7.5 IP55-60Hz	L75S-7,5 IP55-60Hz	L75S-7,5 IP55-60Hz	L75S-7,5 IP55-60Hz		
1	E-Motor 75KW IP55 460V	EL.Motor 75KW IP55 460V	E-MOTEUR 75KW IP55 460V	MOTOR ELEC. 75KW IP55 460V	MOTORE EL. 75KW IP55 460V	A 116 226 74	1
2	MOTORWIPPE	MOTOR HINGED SUPPORT	BASCULE DU MOTEUR	BASCULA MOTOR	SUPPORTO OSCILL.MOTORE	10000 1937	1
3	KEILRIEMENSCHLEIBE	V-BELT PULLEY	POULIE A GORGE	POLEA CORREAS	PULEGGIA GOLE TRAPEZOIDALI	10000 1942	1
4	KEILRIEMENSCHLEIBE	V-BELT PULLEY	POULIE A GORGE	POLEA CORREAS	PULEGGIA GOLE TRAPEZOIDALI	10000 2467	1
5	KEILRIEMENSATZ	SET V-BELT	JEU DE COURROIE	KIT CORREAS	SET CINGHIE TRAPEZ.	A 110 620 74	1
	L75S-9 IP23-60Hz	L75S-9 IP23-60Hz	L75S-9 IP23-60Hz	L75S-9 IP23-60Hz	L75S-9 IP23-60Hz		
1	E-Motor 75KW IP23 460V	EL.Motor 75KW IP23 460V	E-MOTEUR 75KW IP23 460V	MOTOR ELEC. 75KW IP23 460V	MOTORE EL. 75KW IP23 460V	A 116 220 74	1
2	MOTORWIPPE	MOTOR HINGED SUPPORT	BASCULE DU MOTEUR	BASCULA MOTOR	SUPPORTO OSCILL.MOTORE	A 112 376 74	1
3	KEILRIEMENSCHLEIBE	V-BELT PULLEY	POULIE A GORGE	POLEA CORREAS	PULEGGIA GOLE TRAPEZOIDALI	10000 2455	1
4	KEILRIEMENSCHLEIBE	V-BELT PULLEY	POULIE A GORGE	POLEA CORREAS	PULEGGIA GOLE TRAPEZOIDALI	10000 2468	1
5	KEILRIEMENSATZ	SET V-BELT	JEU DE COURROIE	KIT CORREAS	SET CINGHIE TRAPEZ.	A 110 620 74	1
	L75S-9 IP55-60Hz	L75S-9 IP55-60Hz	L75S-9 IP55-60Hz	L75S-9 IP55-60Hz	L75S-9 IP55-60Hz		
1	E-Motor 75KW IP55 460V	EL.Motor 75KW IP55 460V	E-MOTEUR 75KW IP55 460V	MOTOR ELEC. 75KW IP55 460V	MOTORE EL. 75KW IP55 460V	A 116 226 74	1
2	MOTORWIPPE	MOTOR HINGED SUPPORT	BASCULE DU MOTEUR	BASCULA MOTOR	SUPPORTO OSCILL.MOTORE	A 112 392 74	1
3	KEILRIEMENSCHLEIBE	V-BELT PULLEY	POULIE A GORGE	POLEA CORREAS	PULEGGIA GOLE TRAPEZOIDALI	10000 2456	1
4	KEILRIEMENSCHLEIBE	V-BELT PULLEY	POULIE A GORGE	POLEA CORREAS	PULEGGIA GOLE TRAPEZOIDALI	10000 2468	1
5	KEILRIEMENSATZ	SET V-BELT	JEU DE COURROIE	KIT CORREAS	SET CINGHIE TRAPEZ.	A 110 620 74	1
	L75-10 IP23-60Hz	L75-10 IP23-60Hz	L75-10 IP23-60Hz	L75-10 IP23-60Hz	L75-10 IP23-60Hz		
1	E-Motor 75KW IP23 460V	EL.Motor 75KW IP23 460V	E-MOTEUR 75KW IP23 460V	MOTOR ELEC. 75KW IP23 460V	MOTORE EL. 75KW IP23 460V	A 116 220 74	1
2	MOTORWIPPE	MOTOR HINGED SUPPORT	BASCULE DU MOTEUR	BASCULA MOTOR	SUPPORTO OSCILL.MOTORE	10000 2667	1
3	KEILRIEMENSCHLEIBE	V-BELT PULLEY	POULIE A GORGE	POLEA CORREAS	PULEGGIA GOLE TRAPEZOIDALI	10000 1943	1



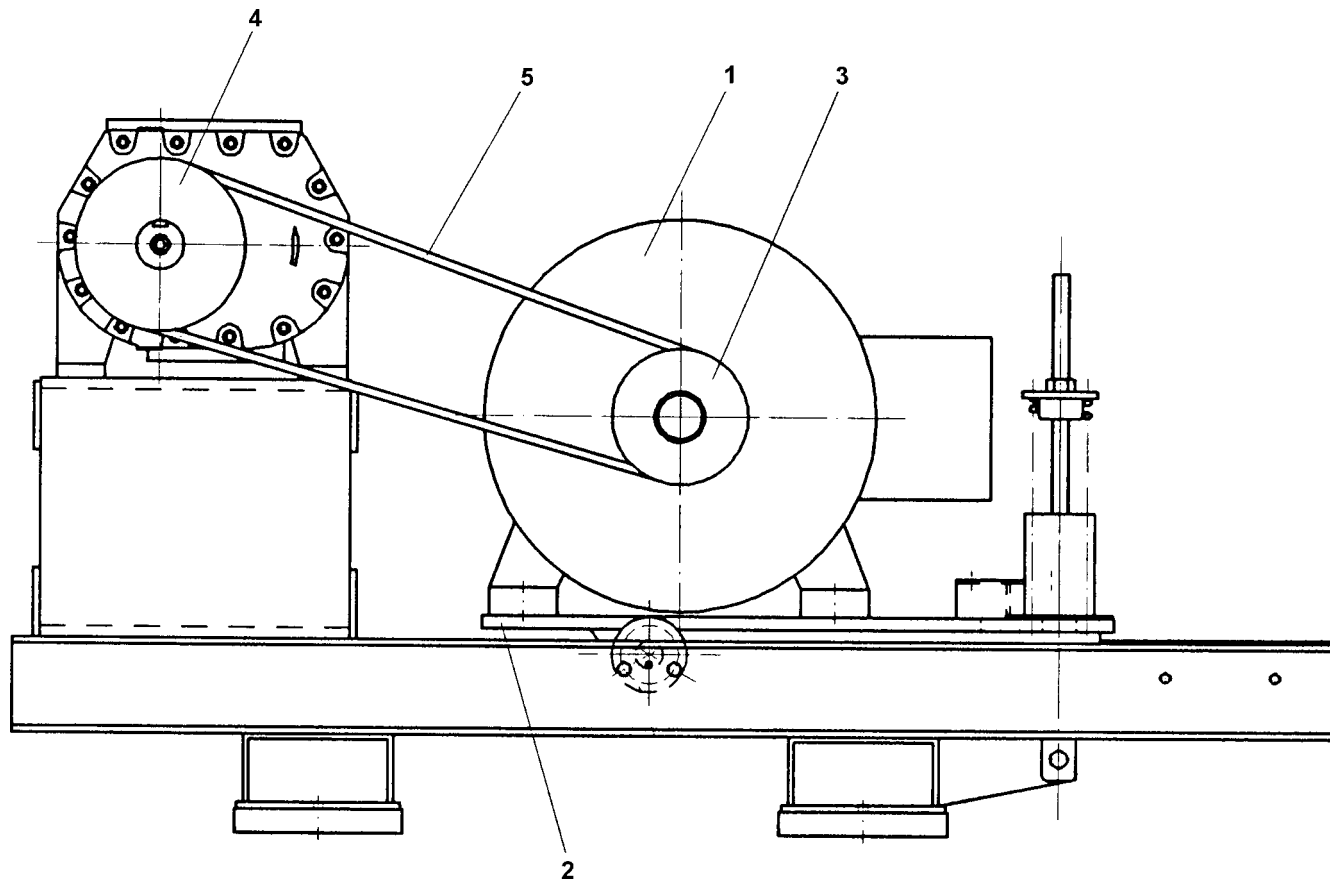
Pos	BENENNUNG	DESCRIPTION	DESIGNATION	DENOMINACION	DESCRIZIONE	Lager Nr. Stock Nr. N° de magasin N° de magazzino	Menge Qty. Quant. Cantidad
4	KEILRIEMENSCHLEIBE	V-BELT PULLEY	POULIE A GORGE	POLEA CORREAS	PULEGGIA GOLE TRAPEZOIDALI	10000 2468	1
5	KEILRIEMENSATZ	SET V-BELT	JEU DE COURROIE	KIT CORREAS	SET CINGHIE TRAPEZ.	A 110 620 74	1
	L75-10 IP55-60Hz	L75-10 IP55-60Hz	L75-10 IP55-60Hz	L75-10 IP55-60Hz	L75-10 IP55-60Hz		
1	E-Motor 75KW IP55 460V	EL.Motor 75KW IP55 460V	E-MOTEUR 75KW IP55 460V	MOTOR ELEC. 75KW IP55 460V	MOTORE EL. 75KW IP55 460V	A 116 226 74	1
2	MOTORWIPPE	MOTOR HINGED SUPPORT	BASCULE DU MOTEUR	BASCULA MOTOR	SUPPORTO OSCILL.MOTORE	A 112 379 74	1
3	KEILRIEMENSCHLEIBE	V-BELT PULLEY	POULIE A GORGE	POLEA CORREAS	PULEGGIA GOLE TRAPEZOIDALI	10000 1942	1
4	KEILRIEMENSCHLEIBE	V-BELT PULLEY	POULIE A GORGE	POLEA CORREAS	PULEGGIA GOLE TRAPEZOIDALI	10000 2468	1
5	KEILRIEMENSATZ	SET V-BELT	JEU DE COURROIE	KIT CORREAS	SET CINGHIE TRAPEZ.	A 110 620 74	1
	L75-11 IP23-60Hz	L75-11 IP23-60Hz	L75-11 IP23-60Hz	L75-11 IP23-60Hz	L75-11 IP23-60Hz		
1	E-Motor 75KW IP23 460V	EL.Motor 75KW IP23 460V	E-MOTEUR 75KW IP23 460V	MOTOR ELEC. 75KW IP23 460V	MOTORE EL. 75KW IP23 460V	A 116 220 74	1
2	MOTORWIPPE	MOTOR HINGED SUPPORT	BASCULE DU MOTEUR	BASCULA MOTOR	SUPPORTO OSCILL.MOTORE	A 111 303 74	1
3	KEILRIEMENSCHLEIBE	V-BELT PULLEY	POULIE A GORGE	POLEA CORREAS	PULEGGIA GOLE TRAPEZOIDALI	10000 2455	1
4	KEILRIEMENSCHLEIBE	V-BELT PULLEY	POULIE A GORGE	POLEA CORREAS	PULEGGIA GOLE TRAPEZOIDALI	10000 1941	1
5	KEILRIEMENSATZ	SET V-BELT	JEU DE COURROIE	KIT CORREAS	SET CINGHIE TRAPEZ.	A 111 371 74	1
	L75-11 IP55-60Hz	L75-11 IP55-60Hz	L75-11 IP55-60Hz	L75-11 IP55-60Hz	L75-11 IP55-60Hz		
1	E-Motor 75KW IP55 460V	EL.Motor 75KW IP55 460V	E-MOTEUR 75KW IP55 460V	MOTOR ELEC. 75KW IP55 460V	MOTORE EL. 75KW IP55 460V	A 116 226 74	1
2	MOTORWIPPE	MOTOR HINGED SUPPORT	BASCULE DU MOTEUR	BASCULA MOTOR	SUPPORTO OSCILL.MOTORE	A 112 392 74	1
3	KEILRIEMENSCHLEIBE	V-BELT PULLEY	POULIE A GORGE	POLEA CORREAS	PULEGGIA GOLE TRAPEZOIDALI	10000 2456	1
4	KEILRIEMENSCHLEIBE	V-BELT PULLEY	POULIE A GORGE	POLEA CORREAS	PULEGGIA GOLE TRAPEZOIDALI	10000 1941	1
5	KEILRIEMENSATZ	SET V-BELT	JEU DE COURROIE	KIT CORREAS	SET CINGHIE TRAPEZ.	A 110 620 74	1
	L75S-13 IP23-60Hz	L75S-13 IP23-60Hz	L75S-13 IP23-60Hz	L75S-13 IP23-60Hz	L75S-13 IP23-60Hz		
1	E-Motor 75KW IP23 460V	EL.Motor 75KW IP23 460V	E-MOTEUR 75KW IP23 460V	MOTOR ELEC. 75KW IP23 460V	MOTORE EL. 75KW IP23 460V	A 116 220 74	1
2	MOTORWIPPE	MOTOR HINGED SUPPORT	BASCULE DU MOTEUR	BASCULA MOTOR	SUPPORTO OSCILL.MOTORE	A 112 376 74	1
3	KEILRIEMENSCHLEIBE	V-BELT PULLEY	POULIE A GORGE	POLEA CORREAS	PULEGGIA GOLE TRAPEZOIDALI	10000 2731	1
4	KEILRIEMENSCHLEIBE	V-BELT PULLEY	POULIE A GORGE	POLEA CORREAS	PULEGGIA GOLE TRAPEZOIDALI	10000 2733	1
5	KEILRIEMENSATZ	SET V-BELT	JEU DE COURROIE	KIT CORREAS	SET CINGHIE TRAPEZ.	A 110 620 74	1
	L75-13 IP55-60Hz	L75-13 IP55-60Hz	L75-13 IP55-60Hz	L75-13 IP55-60Hz	L75-13 IP55-60Hz		
1	E-Motor 75KW IP55 460V	EL.Motor 75KW IP55 460V	E-MOTEUR 75KW IP55 460V	MOTOR ELEC. 75KW IP55 460V	MOTORE EL. 75KW IP55 460V	A 116 226 74	1
2	MOTORWIPPE	MOTOR HINGED SUPPORT	BASCULE DU MOTEUR	BASCULA MOTOR	SUPPORTO OSCILL.MOTORE	A 112 392 74	1



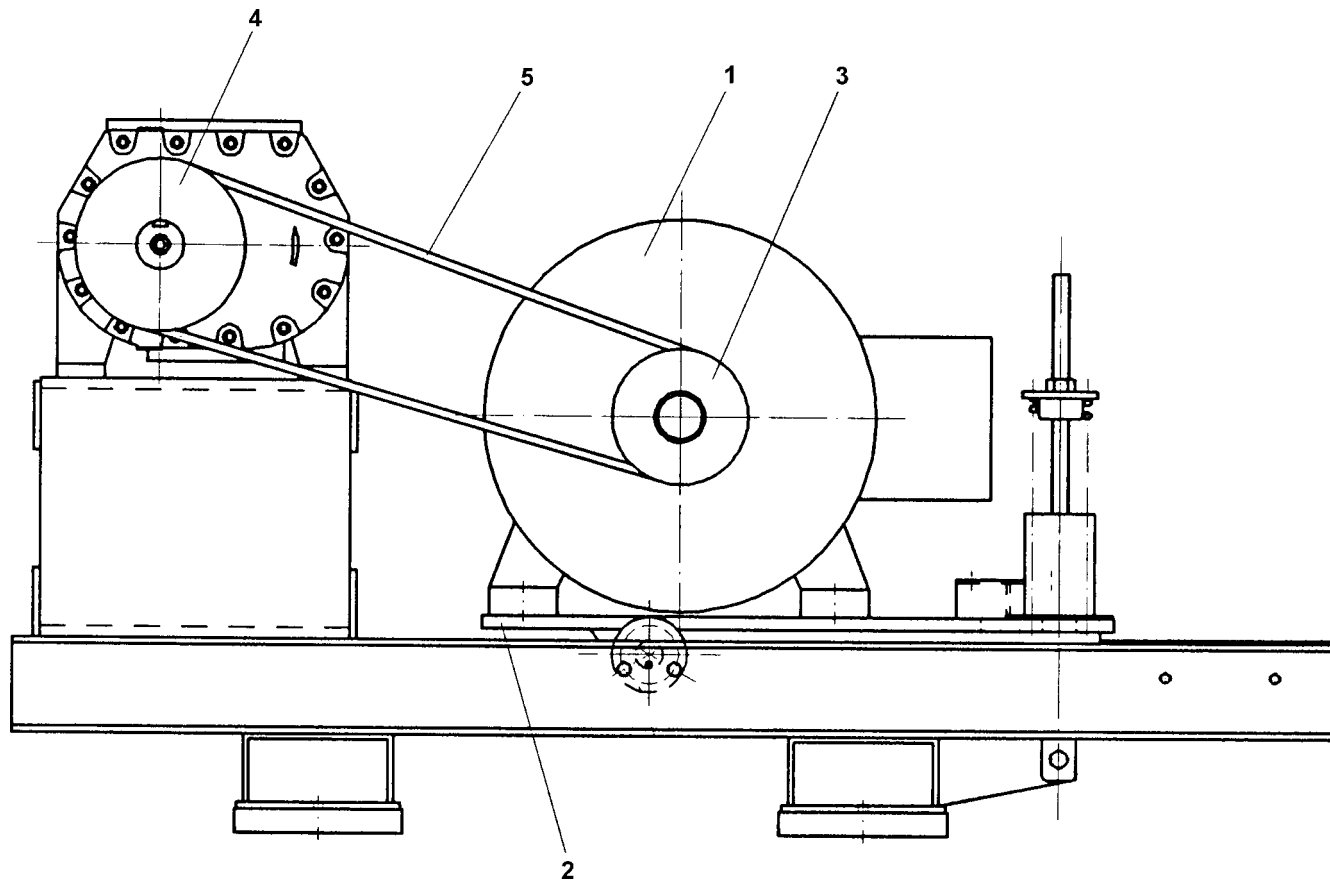
Pos	BENENNUNG	DESCRIPTION	DESIGNATION	DENOMINACION	DESCRIZIONE	Lager Nr. Stock Nr. N° de magasin N° de magazzino	Menge Qty. Quant. Cantidad
3	KEILRIEMENSCHLEIBE	V-BELT PULLEY	POULIE A GORGE	POLEA CORREAS	PULEGGIA GOLE TRAPEZOIDALI	10000 2732	1
4	KEILRIEMENSCHLEIBE	V-BELT PULLEY	POULIE A GORGE	POLEA CORREAS	PULEGGIA GOLE TRAPEZOIDALI	10000 2733	1
5	KEILRIEMENSATZ	SET V-BELT	JEU DE COURROIE	KIT CORREAS	SET CINGHIE TRAPEZ.	A 110 620 74	1
	L90-7,5 IP23-60Hz	L90-7.5 IP23-60Hz	L90-7,5 IP23-60Hz	L90-7,5 IP23-60Hz	L90-7,5 IP23-60Hz		
1	E-Motor 90KW IP23 460V	EL.MOTOR 90KW-460V-IP23	E-MOTEUR 90KW-460V-IP23	MOTOR ELEC. 90KW-460V-IP23	MOTORE EL. 90KW IP23 460V	A 116 221 74	1
2	MOTORWIPPE	MOTOR HINGED SUPPORT	BASCULE DU MOTEUR	BASCULA MOTOR	SUPPORTO OSCILL.MOTORE	10000 0837	1
3	KEILRIEMENSCHLEIBE	V-BELT PULLEY	POULIE A GORGE	POLEA CORREAS	PULEGGIA GOLE TRAPEZOIDALI	10000 2460	1
4	KEILRIEMENSCHLEIBE	V-BELT PULLEY	POULIE A GORGE	POLEA CORREAS	PULEGGIA GOLE TRAPEZOIDALI	10000 2467	1
5	KEILRIEMENSATZ	SET V-BELT	JEU DE COURROIE	KIT CORREAS	SET CINGHIE TRAPEZ.	A 110 620 74	1
	L90-7,5 IP55-60Hz	L90-7.5 IP55-60Hz	L90-7,5 IP55-60Hz	L90-7,5 IP55-60Hz	L90-7,5 IP55-60Hz		
1	E-Motor 90KW IP55 460V	EL.MOTOR 90KW-460V-IP55	E-MOTEUR 90KW-460V-IP55	MOTOR ELEC. 90KW-460V-IP55	MOTORE EL. 90KW IP55 460V	A 116 227 74	1
2	MOTORWIPPE	MOTOR HINGED SUPPORT	BASCULE DU MOTEUR	BASCULA MOTOR	SUPPORTO OSCILL.MOTORE	A 1000 019 38	1
3	KEILRIEMENSCHLEIBE	V-BELT PULLEY	POULIE A GORGE	POLEA CORREAS	PULEGGIA GOLE TRAPEZOIDALI	10000 2460	1
4	KEILRIEMENSCHLEIBE	V-BELT PULLEY	POULIE A GORGE	POLEA CORREAS	PULEGGIA GOLE TRAPEZOIDALI	10000 2467	1
5	KEILRIEMENSATZ	SET V-BELT	JEU DE COURROIE	KIT CORREAS	SET CINGHIE TRAPEZ.	A 110 620 74	1
	L90-9 IP23-60Hz	L90-9 IP23-60Hz	L90-9 IP23-60Hz	L90-9 IP23-60Hz	L90-9 IP23-60Hz		
1	E-Motor 90KW IP23 460V	EL.MOTOR 90KW-460V-IP23	E-MOTEUR 90KW-460V-IP23	MOTOR ELEC. 90KW-460V-IP23	MOTORE EL. 90KW IP23 460V	A 116 221 74	1
2	MOTORWIPPE	MOTOR HINGED SUPPORT	BASCULE DU MOTEUR	BASCULA MOTOR	SUPPORTO OSCILL.MOTORE	A 112 375 74	1
3	KEILRIEMENSCHLEIBE	V-BELT PULLEY	POULIE A GORGE	POLEA CORREAS	PULEGGIA GOLE TRAPEZOIDALI	10000 2462	1
4	KEILRIEMENSCHLEIBE	V-BELT PULLEY	POULIE A GORGE	POLEA CORREAS	PULEGGIA GOLE TRAPEZOIDALI	10000 2468	1
5	KEILRIEMENSATZ	SET V-BELT	JEU DE COURROIE	KIT CORREAS	SET CINGHIE TRAPEZ.	A 110 620 74	1
	L90-9 IP55-60Hz	L90-9 IP55-60Hz	L90-9 IP55-60Hz	L90-9 IP55-60Hz	L90-9 IP55-60Hz		
1	E-Motor 90KW IP55 460V	EL.MOTOR 90KW-460V-IP55	E-MOTEUR 90KW-460V-IP55	MOTOR ELEC. 90KW-460V-IP55	MOTORE EL. 90KW IP55 460V	A 116 227 74	1
2	MOTORWIPPE	MOTOR HINGED SUPPORT	BASCULE DU MOTEUR	BASCULA MOTOR	SUPPORTO OSCILL.MOTORE	A 112 394 74	1
3	KEILRIEMENSCHLEIBE	V-BELT PULLEY	POULIE A GORGE	POLEA CORREAS	PULEGGIA GOLE TRAPEZOIDALI	10000 2462	1
4	KEILRIEMENSCHLEIBE	V-BELT PULLEY	POULIE A GORGE	POLEA CORREAS	PULEGGIA GOLE TRAPEZOIDALI	10000 2468	1
5	KEILRIEMENSATZ	SET V-BELT	JEU DE COURROIE	KIT CORREAS	SET CINGHIE TRAPEZ.	A 111 371 74	1
	L90-10 IP23-60Hz	L90-10 IP23-60Hz	L90-10 IP23-60Hz	L90-10 IP23-60Hz	L90-10 IP23-60Hz		
1	E-Motor 90KW IP23 460V	EL.MOTOR 90KW-460V-IP23	E-MOTEUR 90KW-460V-IP23	MOTOR ELEC. 90KW-460V-IP23	MOTORE EL. 90KW IP23 460V	A 116 221 74	1



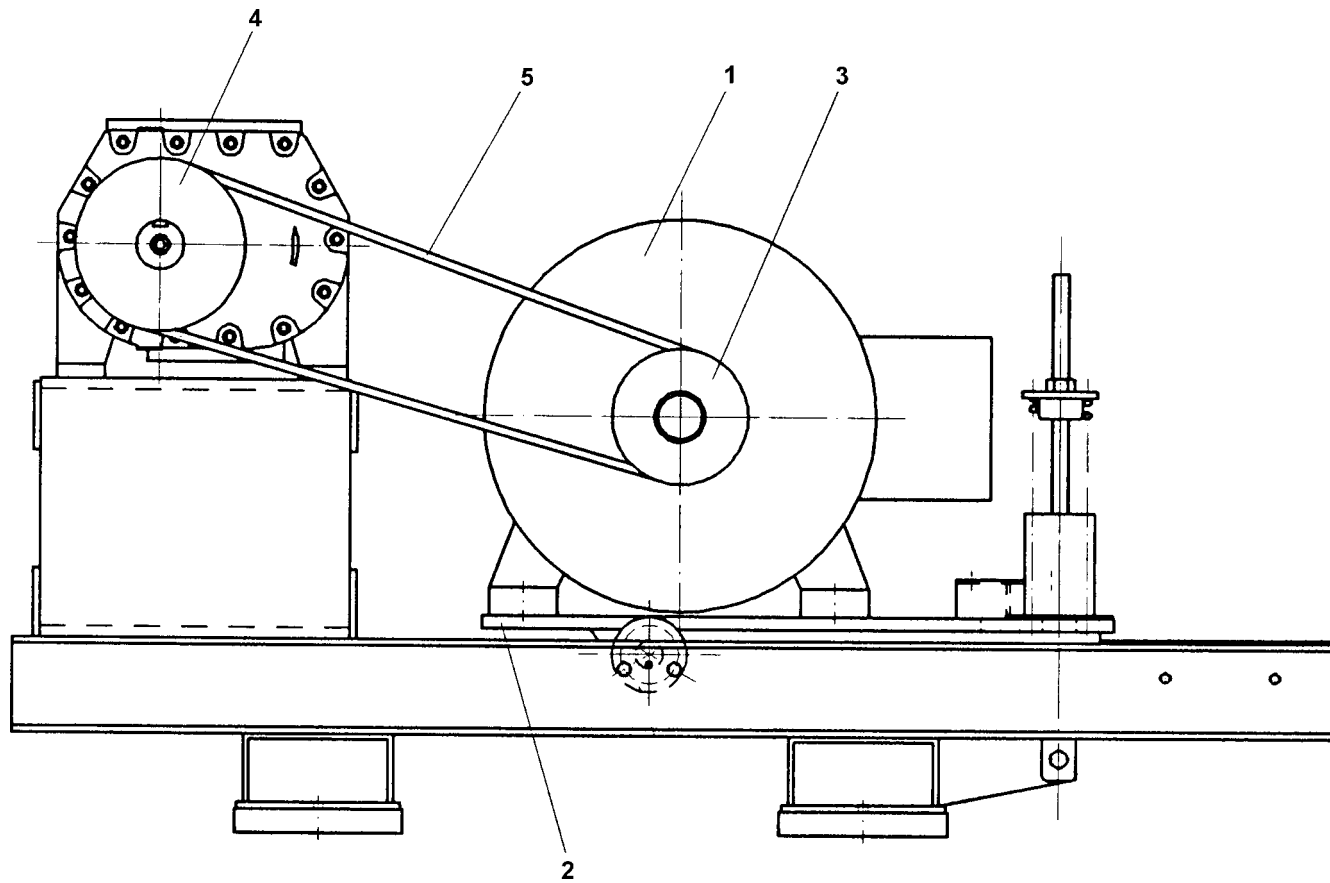
Pos	BENENNUNG	DESCRIPTION	DESIGNATION	DENOMINACION	DESCRIZIONE	Lager Nr. Stock Nr. N° de magasin N° de magazzino	Menge Qty. Quant. Cantidad
2	MOTORWIPPE	MOTOR HINGED SUPPORT	BASCULE DU MOTEUR	BASCULA MOTOR	SUPPORTO OSCILL.MOTORE	A 112 394 74	1
3	KEILRIEMENSCHLEIBE	V-BELT PULLEY	POULIE A GORGE	POLEA CORREAS	PULEGGIA GOLE TRAPEZOIDALI	10000 2456	1
4	KEILRIEMENSCHLEIBE	V-BELT PULLEY	POULIE A GORGE	POLEA CORREAS	PULEGGIA GOLE TRAPEZOIDALI	10000 2467	1
5	KEILRIEMENSATZ	SET V-BELT	JEU DE COURROIE	KIT CORREAS	SET CINGHIE TRAPEZ.	A 110 620 74	1
	L90-10 IP55-60Hz	L90-10 IP55-60Hz	L90-10 IP55-60Hz	L90-10 IP55-60Hz	L90-10 IP55-60Hz		
1	E-Motor 90KW IP55 460V	EL.MOTOR 90KW-460V-IP55	E-MOTEUR 90KW-460V-IP55	MOTOR ELEC. 90KW-460V-IP55	MOTORE EL. 90KW IP55 460V	A 116 227 74	1
2	MOTORWIPPE	MOTOR HINGED SUPPORT	BASCULE DU MOTEUR	BASCULA MOTOR	SUPPORTO OSCILL.MOTORE	A 112 393 74	1
3	KEILRIEMENSCHLEIBE	V-BELT PULLEY	POULIE A GORGE	POLEA CORREAS	PULEGGIA GOLE TRAPEZOIDALI	10000 2456	1
4	KEILRIEMENSCHLEIBE	V-BELT PULLEY	POULIE A GORGE	POLEA CORREAS	PULEGGIA GOLE TRAPEZOIDALI	10000 2467	1
5	KEILRIEMENSATZ	SET V-BELT	JEU DE COURROIE	KIT CORREAS	SET CINGHIE TRAPEZ.	A 110 620 74	1
	L90-11 IP23-60Hz	L90-11 IP23-60Hz	L90-11 IP23-60Hz	L90-11 IP23-60Hz	L90-11 IP23-60Hz		
1	E-Motor 90KW IP23 460V	EL.MOTOR 90KW-460V-IP23	E-MOTEUR 90KW-460V-IP23	MOTOR ELEC. 90KW-460V-IP23	MOTORE EL. 90KW IP23 460V	A 116 221 74	1
2	MOTORWIPPE	MOTOR HINGED SUPPORT	BASCULE DU MOTEUR	BASCULA MOTOR	SUPPORTO OSCILL.MOTORE	A 112 375 74	1
3	KEILRIEMENSCHLEIBE	V-BELT PULLEY	POULIE A GORGE	POLEA CORREAS	PULEGGIA GOLE TRAPEZOIDALI	10000 2462	1
4	KEILRIEMENSCHLEIBE	V-BELT PULLEY	POULIE A GORGE	POLEA CORREAS	PULEGGIA GOLE TRAPEZOIDALI	10000 1941	1
5	KEILRIEMENSATZ	SET V-BELT	JEU DE COURROIE	KIT CORREAS	SET CINGHIE TRAPEZ.	A 111 371 74	1
	L90-11 IP55-60Hz	L90-11 IP55-60Hz	L90-11 IP55-60Hz	L90-11 IP55-60Hz	L90-11 IP55-60Hz		
1	E-Motor 90KW IP55 460V	EL.MOTOR 90KW-460V-IP55	E-MOTEUR 90KW-460V-IP55	MOTOR ELEC. 90KW-460V-IP55	MOTORE EL. 90KW IP55 460V	A 116 227 74	1
2	MOTORWIPPE	MOTOR HINGED SUPPORT	BASCULE DU MOTEUR	BASCULA MOTOR	SUPPORTO OSCILL.MOTORE	A 112 395 74	1
3	KEILRIEMENSCHLEIBE	V-BELT PULLEY	POULIE A GORGE	POLEA CORREAS	PULEGGIA GOLE TRAPEZOIDALI	10000 2462	1
4	KEILRIEMENSCHLEIBE	V-BELT PULLEY	POULIE A GORGE	POLEA CORREAS	PULEGGIA GOLE TRAPEZOIDALI	10000 1941	1
5	KEILRIEMENSATZ	SET V-BELT	JEU DE COURROIE	KIT CORREAS	SET CINGHIE TRAPEZ.	A 111 371 74	1
	L90-13 IP23-60Hz	L90-13 IP23-60Hz	L90-13 IP23-60Hz	L90-13 IP23-60Hz	L90-13 IP23-60Hz		
1	E-Motor 90KW IP23 460V	EL.MOTOR 90KW-460V-IP23	E-MOTEUR 90KW-460V-IP23	MOTOR ELEC. 90KW-460V-IP23	MOTORE EL. 90KW IP23 460V	A 116 221 74	1
2	MOTORWIPPE	MOTOR HINGED SUPPORT	BASCULE DU MOTEUR	BASCULA MOTOR	SUPPORTO OSCILL.MOTORE	A 112 378 74	1
3	KEILRIEMENSCHLEIBE	V-BELT PULLEY	POULIE A GORGE	POLEA CORREAS	PULEGGIA GOLE TRAPEZOIDALI	10000 1456	1
4	KEILRIEMENSCHLEIBE	V-BELT PULLEY	POULIE A GORGE	POLEA CORREAS	PULEGGIA GOLE TRAPEZOIDALI	10000 1468	1
5	KEILRIEMENSATZ	SET V-BELT	JEU DE COURROIE	KIT CORREAS	SET CINGHIE TRAPEZ.	A 110 620 74	1



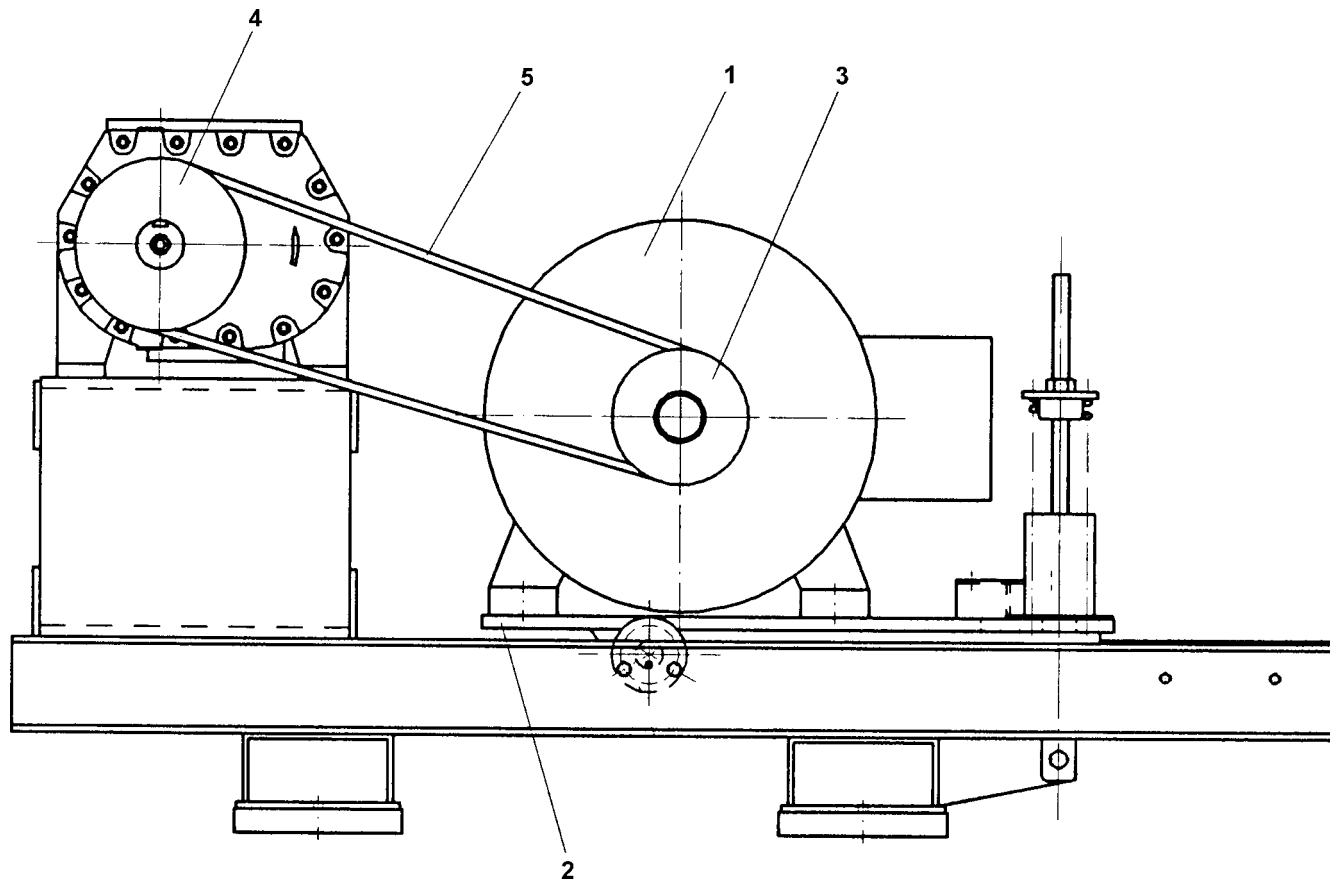
Pos	BENENNUNG	DESCRIPTION	DESIGNATION	DENOMINACION	DESCRIZIONE	Lager Nr. Stock Nr. N° de magasin N° de magazzino	Menge Qty. Quant. Cantidad
	L90-13 IP55-60Hz	L90-13 IP55-60Hz	L90-13 IP55-60Hz	L90-13 IP55-60Hz	L90-13 IP55-60Hz		
1	E-Motor 90KW IP55 460V	EL.MOTOR 90KW-460V-IP55	E-MOTEUR 90KW-460V-IP55	MOTOR ELEC. 90KW-460V-IP55	MOTORE EL. 90KW IP55 460V	A 116 227 74	1
2	MOTORWIPPE	MOTOR HINGED SUPPORT	BASCULE DU MOTEUR	BASCULA MOTOR	SUPPORTO OSCILL.MOTORE	A 112 394 74	1
3	KEILRIEMENSCHLEIBE	V-BELT PULLEY	POULIE A GORGE	POLEA CORREAS	PULEGGIA GOLE TRAPEZOIDALI	10000 2456	1
4	KEILRIEMENSCHLEIBE	V-BELT PULLEY	POULIE A GORGE	POLEA CORREAS	PULEGGIA GOLE TRAPEZOIDALI	10000 2468	1
5	KEILRIEMENSATZ	SET V-BELT	JEU DE COURROIE	KIT CORREAS	SET CINGHIE TRAPEZ.	A 110 620 74	1
	L110-7,5 IP23-60Hz	L110-7.5 IP23-60Hz	L110-7,5 IP23-60Hz	L110-7,5 IP23-60Hz	L110-7,5 IP23-60Hz		
1	E-Motor 110KW IP23 460V	EL.MOTOR 110KW-460V-IP23	E-MOTEUR 110KW-460V-IP23	MOTOR ELEC.110KW-460V-IP23	MOTORE EL. 110KW IP23 460V	A 116 222 74	1
2	MOTORWIPPE	MOTOR HINGED SUPPORT	BASCULE DU MOTEUR	BASCULA MOTOR	SUPPORTO OSCILL.MOTORE	A 1000 026 68	1
3	KEILRIEMENSCHLEIBE	V-BELT PULLEY	POULIE A GORGE	POLEA CORREAS	PULEGGIA GOLE TRAPEZOIDALI	10000 2462	1
4	KEILRIEMENSCHLEIBE	V-BELT PULLEY	POULIE A GORGE	POLEA CORREAS	PULEGGIA GOLE TRAPEZOIDALI	10000 2465	1
5	KEILRIEMENSATZ	SET V-BELT	JEU DE COURROIE	KIT CORREAS	SET CINGHIE TRAPEZ.	A 110 620 74	1
	L110-7,5 IP55-60Hz	L110-7.5 IP55-60Hz	L110-7,5 IP55-60Hz	L110-7,5 IP55-60Hz	L110-7,5 IP55-60Hz		
1	E-Motor 110KW IP55 460V	EL.MOTOR 110KW-460V-IP55	E-MOTEUR 110KW-460V-IP55	MOTOR ELEC.110KW-460V-IP55	MOTORE EL. 110KW IP55 460V	A 116 228 74	1
2	MOTORWIPPE	MOTOR HINGED SUPPORT	BASCULE DU MOTEUR	BASCULA MOTOR	SUPPORTO OSCILL.MOTORE	A 112 396 74	1
3	KEILRIEMENSCHLEIBE	V-BELT PULLEY	POULIE A GORGE	POLEA CORREAS	PULEGGIA GOLE TRAPEZOIDALI	10000 2462	1
4	KEILRIEMENSCHLEIBE	V-BELT PULLEY	POULIE A GORGE	POLEA CORREAS	PULEGGIA GOLE TRAPEZOIDALI	10000 2465	1
5	KEILRIEMENSATZ	SET V-BELT	JEU DE COURROIE	KIT CORREAS	SET CINGHIE TRAPEZ.	A 110 620 74	1
	L110-9 IP23-60Hz	L110-9 IP23-60Hz	L110-9 IP23-60Hz	L110-9 IP23-60Hz	L110-9 IP23-60Hz		
1	E-Motor 110KW IP23 460V	EL.MOTOR 110KW-460V-IP23	E-MOTEUR 110KW-460V-IP23	MOTOR ELEC.110KW-460V-IP23	MOTORE EL. 110KW IP23 460V	A 116 222 74	1
2	MOTORWIPPE	MOTOR HINGED SUPPORT	BASCULE DU MOTEUR	BASCULA MOTOR	SUPPORTO OSCILL.MOTORE	A 112 372 74	1
3	KEILRIEMENSCHLEIBE	V-BELT PULLEY	POULIE A GORGE	POLEA CORREAS	PULEGGIA GOLE TRAPEZOIDALI	10000 2463	1
4	KEILRIEMENSCHLEIBE	V-BELT PULLEY	POULIE A GORGE	POLEA CORREAS	PULEGGIA GOLE TRAPEZOIDALI	10000 2467	1
5	KEILRIEMENSATZ	SET V-BELT	JEU DE COURROIE	KIT CORREAS	SET CINGHIE TRAPEZ.	A 110 620 74	1
	L110-9 IP55-60Hz	L110-9 IP55-60Hz	L110-9 IP55-60Hz	L110-9 IP55-60Hz	L110-9 IP55-60Hz		
1	E-Motor 110KW IP55 460V	EL.MOTOR 110KW-460V-IP55	E-MOTEUR 110KW-460V-IP55	MOTOR ELEC.110KW-460V-IP55	MOTORE EL. 110KW IP55 460V	A 116 228 74	1
2	MOTORWIPPE	MOTOR HINGED SUPPORT	BASCULE DU MOTEUR	BASCULA MOTOR	SUPPORTO OSCILL.MOTORE	A 112 396 74	1
3	KEILRIEMENSCHLEIBE	V-BELT PULLEY	POULIE A GORGE	POLEA CORREAS	PULEGGIA GOLE TRAPEZOIDALI	10000 2463	1
4	KEILRIEMENSCHLEIBE	V-BELT PULLEY	POULIE A GORGE	POLEA CORREAS	PULEGGIA GOLE TRAPEZOIDALI	10000 2467	1



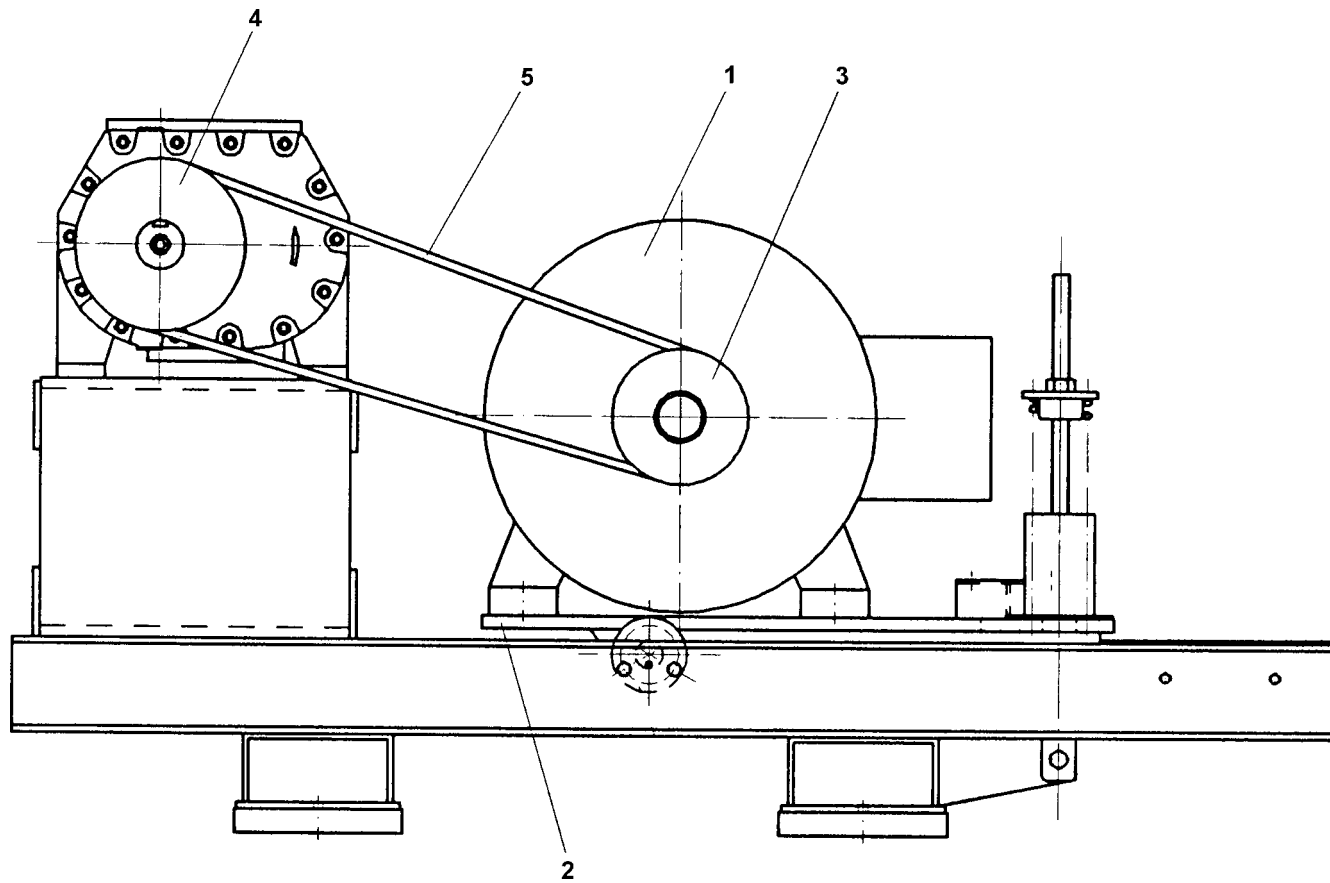
Pos	BENENNUNG	DESCRIPTION	DESIGNATION	DENOMINACION	DESCRIZIONE	Lager Nr. Stock Nr. N° de magasin N° de magazzino	Menge Qty. Quant. Cantidad
5	KEILRIEMENSATZ	SET V-BELT	JEU DE COURROIE	KIT CORREAS	SET CINGHIE TRAPEZ.	A 111 371 74	1
	L110-10 IP23-60Hz	L110-10 IP23-60Hz	L110-10 IP23-60Hz	L110-10 IP23-60Hz	L110-10 IP23-60Hz		
1	E-Motor 110KW IP23 460V	EL.MOTOR 110KW-460V-IP23	E-MOTEUR 110KW-460V-IP23	MOTOR ELEC.110KW-460V-IP23	MOTORE EL. 110KW IP23 460V	A 116 222 74	1
2	MOTORWIPPE	MOTOR HINGED SUPPORT	BASCULE DU MOTEUR	BASCULA MOTOR	SUPPORTO OSCILL.MOTORE	10000 2669	1
3	KEILRIEMENSCHLEIBE	V-BELT PULLEY	POULIE A GORGE	POLEA CORREAS	PULEGGIA GOLE TRAPEZOIDALI	10000 2462	1
4	KEILRIEMENSCHLEIBE	V-BELT PULLEY	POULIE A GORGE	POLEA CORREAS	PULEGGIA GOLE TRAPEZOIDALI	10000 2467	1
5	KEILRIEMENSATZ	SET V-BELT	JEU DE COURROIE	KIT CORREAS	SET CINGHIE TRAPEZ.	A 110 620 74	1
	L110-10 IP55-60Hz	L110-10 IP55-60Hz	L110-10 IP55-60Hz	L110-10 IP55-60Hz	L110-10 IP55-60Hz		
1	E-Motor 110KW IP55 460V	EL.MOTOR 110KW-460V-IP55	E-MOTEUR 110KW-460V-IP55	MOTOR ELEC.110KW-460V-IP55	MOTORE EL. 110KW IP55 460V	A 116 228 74	1
2	MOTORWIPPE	MOTOR HINGED SUPPORT	BASCULE DU MOTEUR	BASCULA MOTOR	SUPPORTO OSCILL.MOTORE	10000 2664	1
3	KEILRIEMENSCHLEIBE	V-BELT PULLEY	POULIE A GORGE	POLEA CORREAS	PULEGGIA GOLE TRAPEZOIDALI	10000 2462	1
4	KEILRIEMENSCHLEIBE	V-BELT PULLEY	POULIE A GORGE	POLEA CORREAS	PULEGGIA GOLE TRAPEZOIDALI	10000 2467	1
5	KEILRIEMENSATZ	SET V-BELT	JEU DE COURROIE	KIT CORREAS	SET CINGHIE TRAPEZ.	A 111 371 74	1
	L110-11 IP23-60Hz	L110-11 IP23-60Hz	L110-11 IP23-60Hz	L110-11 IP23-60Hz	L110-11 IP23-60Hz		
1	E-Motor 110KW IP23 460V	EL.MOTOR 110KW-460V-IP23	E-MOTEUR 110KW-460V-IP23	MOTOR ELEC.110KW-460V-IP23	MOTORE EL. 110KW IP23 460V	A 116 222 74	1
2	MOTORWIPPE	MOTOR HINGED SUPPORT	BASCULE DU MOTEUR	BASCULA MOTOR	SUPPORTO OSCILL.MOTORE	10000 2669	1
3	KEILRIEMENSCHLEIBE	V-BELT PULLEY	POULIE A GORGE	POLEA CORREAS	PULEGGIA GOLE TRAPEZOIDALI	10000 2462	1
4	KEILRIEMENSCHLEIBE	V-BELT PULLEY	POULIE A GORGE	POLEA CORREAS	PULEGGIA GOLE TRAPEZOIDALI	10000 2467	1
5	KEILRIEMENSATZ	SET V-BELT	JEU DE COURROIE	KIT CORREAS	SET CINGHIE TRAPEZ.	A 110 620 74	1
	L110-11 IP55-60Hz	L110-11 IP55-60Hz	L110-11 IP55-60Hz	L110-11 IP55-60Hz	L110-11 IP55-60Hz		
1	E-Motor 110KW IP55 460V	EL.MOTOR 110KW-460V-IP55	E-MOTEUR 110KW-460V-IP55	MOTOR ELEC.110KW-460V-IP55	MOTORE EL. 110KW IP55 460V	A 116 228 74	1
2	MOTORWIPPE	MOTOR HINGED SUPPORT	BASCULE DU MOTEUR	BASCULA MOTOR	SUPPORTO OSCILL.MOTORE	10000 2664	1
3	KEILRIEMENSCHLEIBE	V-BELT PULLEY	POULIE A GORGE	POLEA CORREAS	PULEGGIA GOLE TRAPEZOIDALI	10000 2462	1
4	KEILRIEMENSCHLEIBE	V-BELT PULLEY	POULIE A GORGE	POLEA CORREAS	PULEGGIA GOLE TRAPEZOIDALI	10000 2467	1
5	KEILRIEMENSATZ	SET V-BELT	JEU DE COURROIE	KIT CORREAS	SET CINGHIE TRAPEZ.	A 111 371 74	1
	L110-13 IP23-60Hz	L110-13 IP23-60Hz	L110-13 IP23-60Hz	L110-13 IP23-60Hz	L110-13 IP23-60Hz		
1	E-Motor 110KW IP23 460V	EL.MOTOR 110KW-460V-IP23	E-MOTEUR 110KW-460V-IP23	MOTOR ELEC.110KW-460V-IP23	MOTORE EL. 110KW IP23 460V	A 116 222 74	1
2	MOTORWIPPE	MOTOR HINGED SUPPORT	BASCULE DU MOTEUR	BASCULA MOTOR	SUPPORTO OSCILL.MOTORE	10000 2669	1
3	KEILRIEMENSCHLEIBE	V-BELT PULLEY	POULIE A GORGE	POLEA CORREAS	PULEGGIA GOLE TRAPEZOIDALI	10000 2462	1



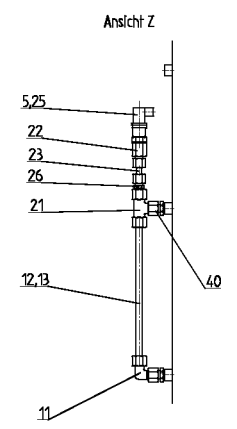
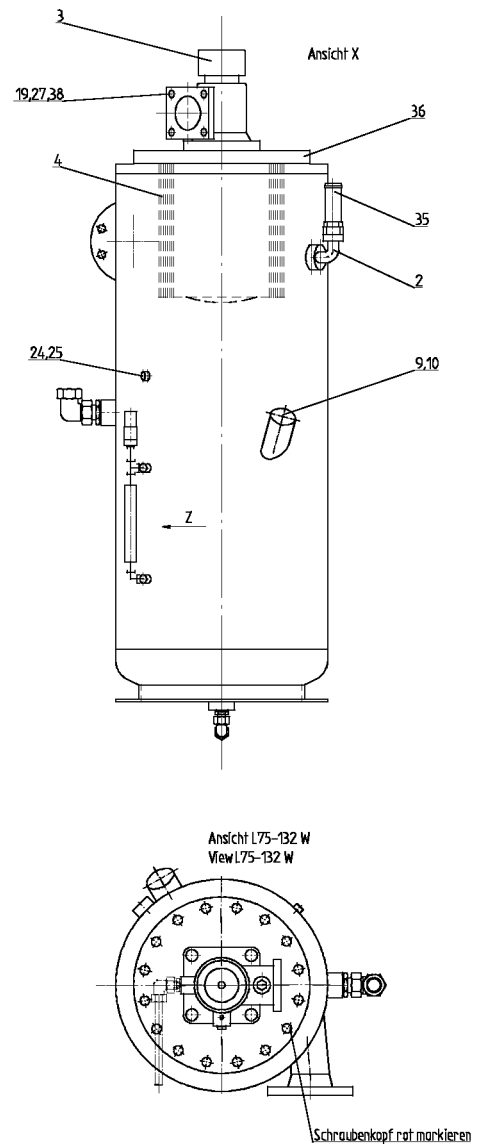
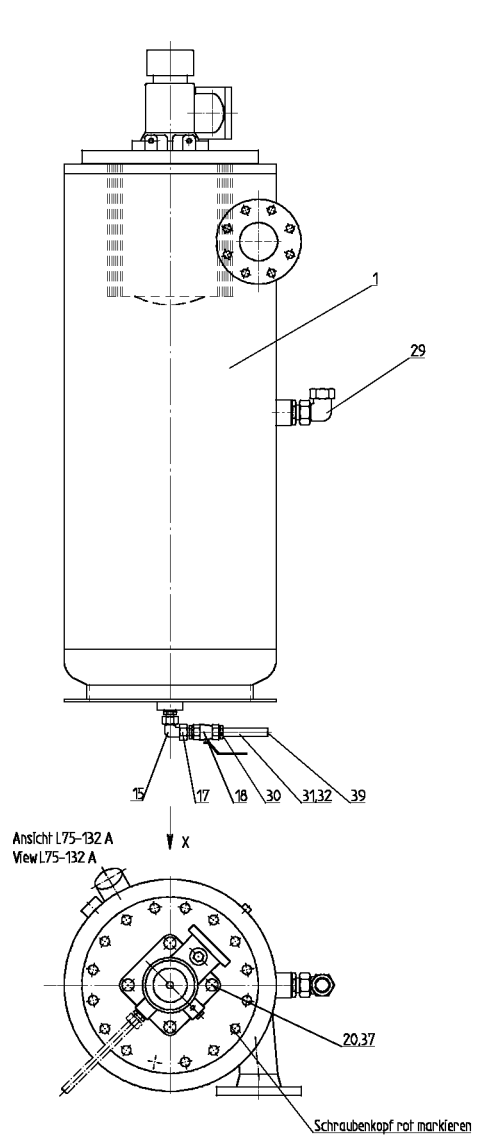
Pos	BENENNUNG	DESCRIPTION	DESIGNATION	DENOMINACION	DESCRIZIONE	Lager Nr. Stock Nr. N° de magasin N° de magazzino	Menge Qty. Quant. Cantidad
4	KEILRIEMENSCHLEIBE	V-BELT PULLEY	POULIE A GORGE	POLEA CORREAS	PULEGGIA GOLE TRAPEZOIDALI	10000 2468	1
5	KEILRIEMENSATZ	SET V-BELT	JEU DE COURROIE	KIT CORREAS	SET CINGHIE TRAPEZ.	A 111 371 74	1
	L110-13 IP55-60Hz	L110-13 IP55-60Hz	L110-13 IP55-60Hz	L110-13 IP55-60Hz	L110-13 IP55-60Hz		
1	E-Motor 110KW IP55 460V	EL.MOTOR 110KW-460V-IP55	E-MOTEUR 110KW-460V-IP55	MOTOR ELEC.110KW-460V-IP55	MOTORE EL. 110KW IP55 460V	A 116 228 74	1
2	MOTORWIPPE	MOTOR HINGED SUPPORT	BASCULE DU MOTEUR	BASCULA MOTOR	SUPPORTO OSCILL.MOTORE	10000 2665	1
3	KEILRIEMENSCHLEIBE	V-BELT PULLEY	POULIE A GORGE	POLEA CORREAS	PULEGGIA GOLE TRAPEZOIDALI	10000 2462	1
4	KEILRIEMENSCHLEIBE	V-BELT PULLEY	POULIE A GORGE	POLEA CORREAS	PULEGGIA GOLE TRAPEZOIDALI	10000 2468	1
5	KEILRIEMENSATZ	SET V-BELT	JEU DE COURROIE	KIT CORREAS	SET CINGHIE TRAPEZ.	A 111 371 74	1
	L132C-7,5 IP23-60Hz	L132C-7.5 IP23-60Hz	L132C-7,5 IP23-60Hz	L132C-7,5 IP23-60Hz	L132C-7,5 IP23-60Hz		
1	E-Motor 132KW IP23 460V	EL.MOTOR 132KW-460V-IP23	E-MOTEUR 132KW-460V-IP23	MOTOR ELEC.132KW-460V-IP23	MOTORE EL. 132KW IP23 460V	A 116 206 74	1
2	MOTORWIPPE	MOTOR HINGED SUPPORT	BASCULE DU MOTEUR	BASCULA MOTOR	SUPPORTO OSCILL.MOTORE	10000 2670	1
3	KEILRIEMENSCHLEIBE	V-BELT PULLEY	POULIE A GORGE	POLEA CORREAS	PULEGGIA GOLE TRAPEZOIDALI	10000 2472	1
4	KEILRIEMENSCHLEIBE	V-BELT PULLEY	POULIE A GORGE	POLEA CORREAS	PULEGGIA GOLE TRAPEZOIDALI	10000 2470	1
5	KEILRIEMENSATZ	SET V-BELT	JEU DE COURROIE	KIT CORREAS	SET CINGHIE TRAPEZ.	A 111 380 74	1
	L132C-7,5 IP55-60Hz	L132C-7.5 IP55-60Hz	L132C-7,5 IP55-60Hz	L132C-7,5 IP55-60Hz	L132C-7,5 IP55-60Hz		
1	E-Motor 132KW IP55 460V	EL.MOTOR 132KW-460V-IP55	E-MOTEUR 132KW-460V-IP55	MOTOR ELEC.132KW-460V-IP55	MOTORE EL. 132KW IP55 460V	A 116 213 74	1
2	MOTORWIPPE	MOTOR HINGED SUPPORT	BASCULE DU MOTEUR	BASCULA MOTOR	SUPPORTO OSCILL.MOTORE	10000 1939	1
3	KEILRIEMENSCHLEIBE	V-BELT PULLEY	POULIE A GORGE	POLEA CORREAS	PULEGGIA GOLE TRAPEZOIDALI	10000 2472	1
4	KEILRIEMENSCHLEIBE	V-BELT PULLEY	POULIE A GORGE	POLEA CORREAS	PULEGGIA GOLE TRAPEZOIDALI	10000 2470	1
5	KEILRIEMENSATZ	SET V-BELT	JEU DE COURROIE	KIT CORREAS	SET CINGHIE TRAPEZ.	A 111 380 74	1
	L132C-9 IP23-60Hz	L132C-9 IP23-60Hz	L132C-9 IP23-60Hz	L132C-9 IP23-60Hz	L132C-9 IP23-60Hz		
1	E-Motor 132KW IP23 460V	EL.MOTOR 132KW-460V-IP23	E-MOTEUR 132KW-460V-IP23	MOTOR ELEC.132KW-460V-IP23	MOTORE EL. 132KW IP23 460V	A 116 206 74	1
2	MOTORWIPPE	MOTOR HINGED SUPPORT	BASCULE DU MOTEUR	BASCULA MOTOR	SUPPORTO OSCILL.MOTORE	10000 1938	1
3	KEILRIEMENSCHLEIBE	V-BELT PULLEY	POULIE A GORGE	POLEA CORREAS	PULEGGIA GOLE TRAPEZOIDALI	10000 2472	1
4	KEILRIEMENSCHLEIBE	V-BELT PULLEY	POULIE A GORGE	POLEA CORREAS	PULEGGIA GOLE TRAPEZOIDALI	10000 2471	1
5	KEILRIEMENSATZ	SET V-BELT	JEU DE COURROIE	KIT CORREAS	SET CINGHIE TRAPEZ.	A 111 380 74	1
	L132C-9 IP55-60Hz	L132C-9 IP55-60Hz	L132C-9 IP55-60Hz	L132C-9 IP55-60Hz	L132C-9 IP55-60Hz		
1	E-Motor 132KW IP55 460V	EL.MOTOR 132KW-460V-IP55	E-MOTEUR 132KW-460V-IP55	MOTOR ELEC.132KW-460V-IP55	MOTORE EL. 132KW IP55 460V	A 116 213 74	1
2	MOTORWIPPE	MOTOR HINGED SUPPORT	BASCULE DU MOTEUR	BASCULA MOTOR	SUPPORTO OSCILL.MOTORE	A 112 481 74	1
3	KEILRIEMENSCHLEIBE	V-BELT PULLEY	POULIE A GORGE	POLEA CORREAS	PULEGGIA GOLE TRAPEZOIDALI	10000 2472	1
4	KEILRIEMENSCHLEIBE	V-BELT PULLEY	POULIE A GORGE	POLEA CORREAS	PULEGGIA GOLE TRAPEZOIDALI	10000 2471	1
5	KEILRIEMENSATZ	SET V-BELT	JEU DE COURROIE	KIT CORREAS	SET CINGHIE TRAPEZ.	A 111 380 74	1



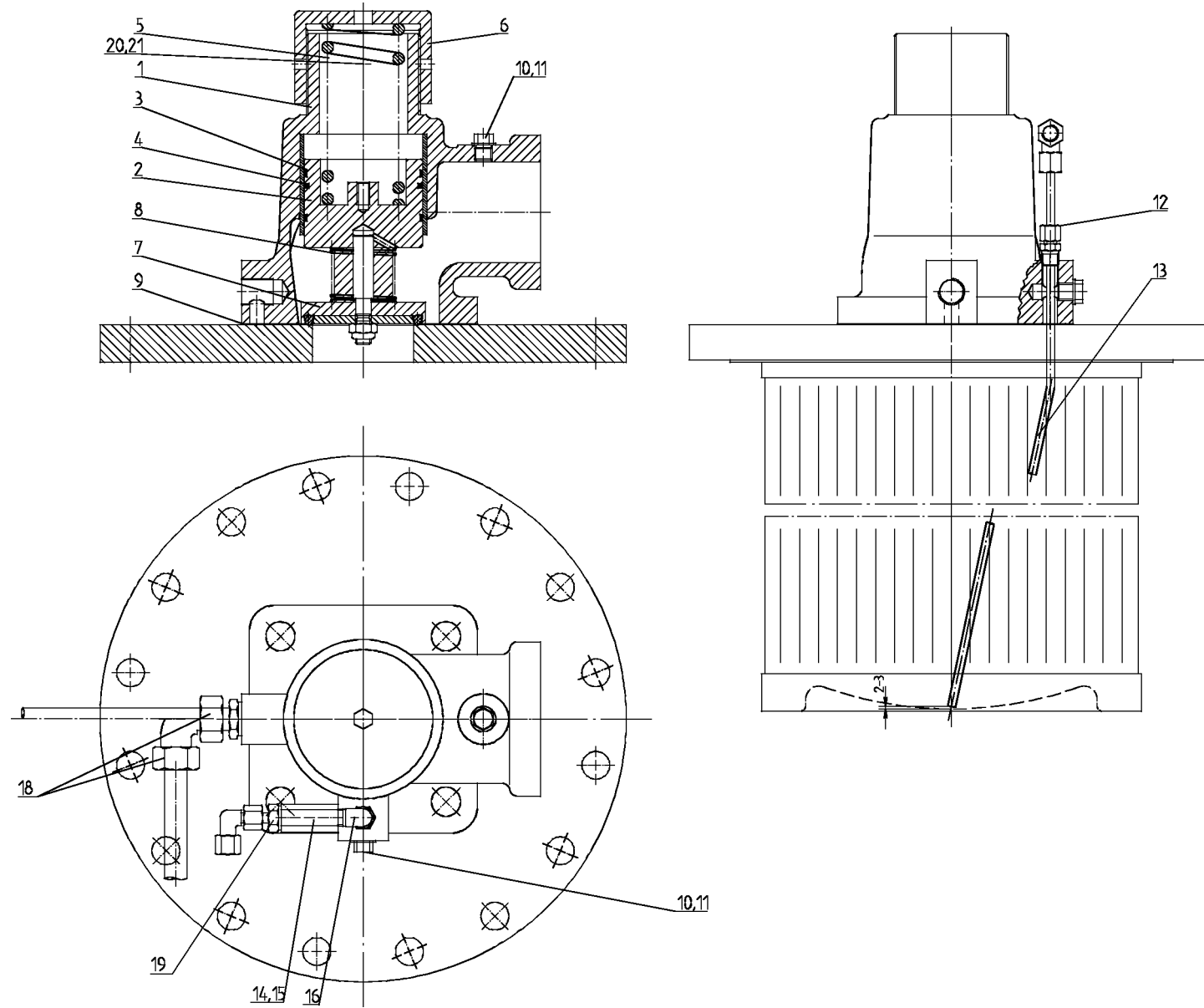
Pos	BENENNUNG	DESCRIPTION	DESIGNATION	DENOMINACION	DESCRIZIONE	Lager Nr. Stock Nr. N° de magasin N° de magazzino	Menge Qty. Quant. Cantidad
	L132C-10 IP23-60Hz	L132C-10 IP23-60Hz	L132C-10 IP23-60Hz	L132C-10 IP23-60Hz	L132C-10 IP23-60Hz		
1	E-Motor 132KW IP23 460V	EL.MOTOR 132KW-460V-IP23	E-MOTEUR 132KW-460V-IP23	MOTOR ELEC.132KW-460V-IP23	MOTORE EL. 132KW IP23 460V	A 116 206 74	1
2	MOTORWIPPE	MOTOR HINGED SUPPORT	BASCULE DU MOTEUR	BASCULA MOTOR	SUPPORTO OSCILL.MOTORE	A 112 394 74	1
3	KEILRIEMENSCHLEIBE	V-BELT PULLEY	POULIE A GORGE	POLEA CORREAS	PULEGGIA GOLE TRAPEZOIDALI	10000 2472	1
4	KEILRIEMENSCHLEIBE	V-BELT PULLEY	POULIE A GORGE	POLEA CORREAS	PULEGGIA GOLE TRAPEZOIDALI	10000 1940	1
5	KEILRIEMENSATZ	SET V-BELT	JEU DE COURROIE	KIT CORREAS	SET CINGHIE TRAPEZ.	A 111 380 74	1
	L132C-10 IP55-60Hz	L132C-10 IP55-60Hz	L132C-10 IP55-60Hz	L132C-10 IP55-60Hz	L132C-10 IP55-60Hz		
1	E-Motor 132KW IP55 460V	EL.MOTOR 132KW-460V-IP55	E-MOTEUR 132KW-460V-IP55	MOTOR ELEC.132KW-460V-IP55	MOTORE EL. 132KW IP55 460V	A 116 213 74	1
2	MOTORWIPPE	MOTOR HINGED SUPPORT	BASCULE DU MOTEUR	BASCULA MOTOR	SUPPORTO OSCILL.MOTORE	10000 2666	1
3	KEILRIEMENSCHLEIBE	V-BELT PULLEY	POULIE A GORGE	POLEA CORREAS	PULEGGIA GOLE TRAPEZOIDALI	10000 2472	1
4	KEILRIEMENSCHLEIBE	V-BELT PULLEY	POULIE A GORGE	POLEA CORREAS	PULEGGIA GOLE TRAPEZOIDALI	10000 1940	1
5	KEILRIEMENSATZ	SET V-BELT	JEU DE COURROIE	KIT CORREAS	SET CINGHIE TRAPEZ.	A 111 380 74	1
	L132C-11 IP23-60Hz	L132C-11 IP23-60Hz	L132C-11 IP23-60Hz	L132C-11 IP23-60Hz	L132C-11 IP23-60Hz		
1	E-Motor 132KW IP23 460V	EL.MOTOR 132KW-460V-IP23	E-MOTEUR 132KW-460V-IP23	MOTOR ELEC.132KW-460V-IP23	MOTORE EL. 132KW IP23 460V	A 116 206 74	1
2	MOTORWIPPE	MOTOR HINGED SUPPORT	BASCULE DU MOTEUR	BASCULA MOTOR	SUPPORTO OSCILL.MOTORE	A 112 394 74	1
3	KEILRIEMENSCHLEIBE	V-BELT PULLEY	POULIE A GORGE	POLEA CORREAS	PULEGGIA GOLE TRAPEZOIDALI	10000 2472	1
4	KEILRIEMENSCHLEIBE	V-BELT PULLEY	POULIE A GORGE	POLEA CORREAS	PULEGGIA GOLE TRAPEZOIDALI	10000 1940	1
5	KEILRIEMENSATZ	SET V-BELT	JEU DE COURROIE	KIT CORREAS	SET CINGHIE TRAPEZ.	A 111 380 74	1
	L132C-11 IP55-60Hz	L132C-11 IP55-60Hz	L132C-11 IP55-60Hz	L132C-11 IP55-60Hz	L132C-11 IP55-60Hz		
1	E-Motor 132KW IP55 460V	EL.MOTOR 132KW-460V-IP55	E-MOTEUR 132KW-460V-IP55	MOTOR ELEC.132KW-460V-IP55	MOTORE EL. 132KW IP55 460V	A 116 213 74	1
2	MOTORWIPPE	MOTOR HINGED SUPPORT	BASCULE DU MOTEUR	BASCULA MOTOR	SUPPORTO OSCILL.MOTORE	10000 2666	1
3	KEILRIEMENSCHLEIBE	V-BELT PULLEY	POULIE A GORGE	POLEA CORREAS	PULEGGIA GOLE TRAPEZOIDALI	10000 2472	1
4	KEILRIEMENSCHLEIBE	V-BELT PULLEY	POULIE A GORGE	POLEA CORREAS	PULEGGIA GOLE TRAPEZOIDALI	10000 1940	1
5	KEILRIEMENSATZ	SET V-BELT	JEU DE COURROIE	KIT CORREAS	SET CINGHIE TRAPEZ.	A 111 379 74	1
	L132C-13 IP23-60Hz	L132C-13 IP23-60Hz	L132C-13 IP23-60Hz	L132C-13 IP23-60Hz	L132C-13 IP23-60Hz		
1	E-Motor 132KW IP23 460V	EL.MOTOR 132KW-460V-IP23	E-MOTEUR 132KW-460V-IP23	MOTOR ELEC.132KW-460V-IP23	MOTORE EL. 132KW IP23 460V	A 116 206 74	1
2	MOTORWIPPE	MOTOR HINGED SUPPORT	BASCULE DU MOTEUR	BASCULA MOTOR	SUPPORTO OSCILL.MOTORE	A 112 460 74	1
3	KEILRIEMENSCHLEIBE	V-BELT PULLEY	POULIE A GORGE	POLEA CORREAS	PULEGGIA GOLE TRAPEZOIDALI	10000 2472	1
4	KEILRIEMENSCHLEIBE	V-BELT PULLEY	POULIE A GORGE	POLEA CORREAS	PULEGGIA GOLE TRAPEZOIDALI	10000 2734	1
5	KEILRIEMENSATZ	SET V-BELT	JEU DE COURROIE	KIT CORREAS	SET CINGHIE TRAPEZ.	A 111 380 74	1
	L132C-13 IP55-60Hz	L132C-13 IP55-60Hz	L132C-13 IP55-60Hz	L132C-13 IP55-60Hz	L132C-13 IP55-60Hz		
1	E-Motor 132KW IP55 460V	EL.MOTOR 132KW-460V-IP55	E-MOTEUR 132KW-460V-IP55	MOTOR ELEC.132KW-460V-IP55	MOTORE EL. 132KW IP55 460V	A 116 213 74	1
2	MOTORWIPPE	MOTOR HINGED SUPPORT	BASCULE DU MOTEUR	BASCULA MOTOR	SUPPORTO OSCILL.MOTORE	A 111 334 74	1
3	KEILRIEMENSCHLEIBE	V-BELT PULLEY	POULIE A GORGE	POLEA CORREAS	PULEGGIA GOLE TRAPEZOIDALI	10000 2472	1



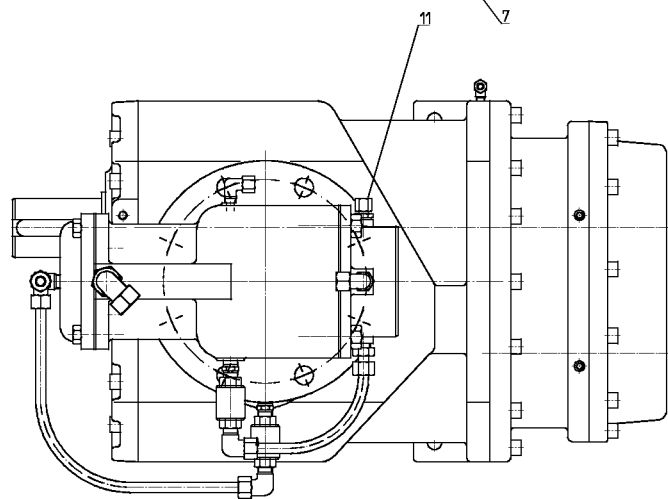
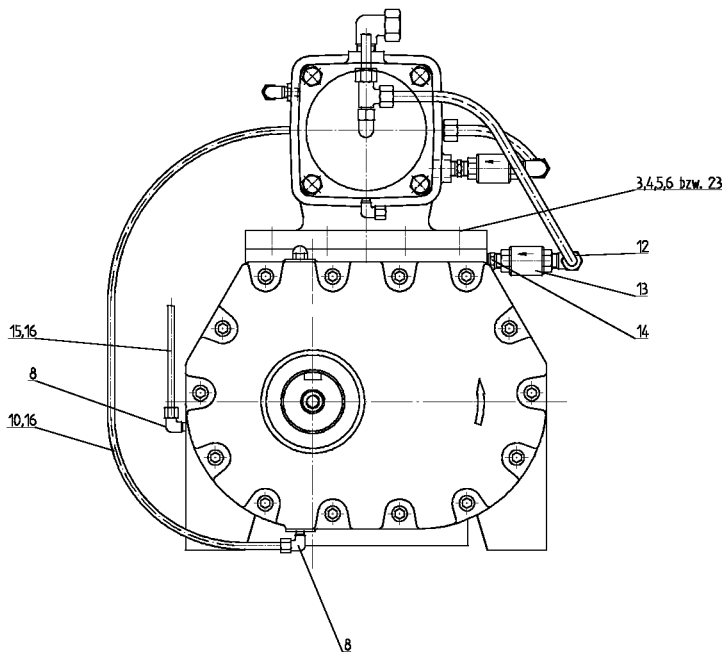
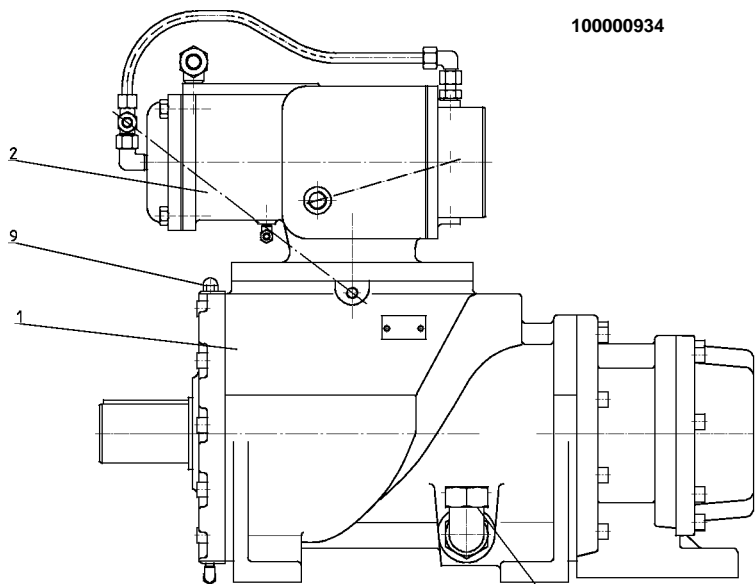
Pos	BENENNUNG	DESCRIPTION	DESIGNATION	DENOMINACION	DESCRIZIONE	Lager Nr. Stock Nr. N° de magasin N° de magazzino	Menge Qty. Quant. Cantidad
4	KEILRIEMENSCHLEIBE	V-BELT PULLEY	POULIE A GORGE	POLEA CORREAS	PULEGGIA GOLE TRAPEZOIDALI	10000 2734	1
5	KEILRIEMENSATZ	SET V-BELT	JEU DE COURROIE	KIT CORREAS	SET CINGHIE TRAPEZ.	A 111 380 74	1
112	DRUCKBEHAELTER KPL.	PRESSURE TANK CPL.	RESERVOIR A PRESSION CPL.	DEPOSITO DE PRESION CPL.	RECIPIENTE PRESSIONE COMPL.	10000 2735	
1	DRUCKBEHAELTER	PRESSURE TANK	RESERVOIR DE PRESSION	DEPOSITO DE PRESION	RECIPIENTE PRESSIONE	10000 2723	1
1	DRUCKBEHAELTER - AS1210	PRESSURE TANK - AS1210	RESERVOIR DE PRESSION - AS1210	DEPOSITO DE PRESION - AS1210	RECIPIENTE PRESSIONE - AS1210	A 115 204 74	1
1	DRUCKBEHAELTER - ASME	PRESSURE TANK - ASME	RESERVOIR DE PRESSION - ASME	DEPOSITO DE PRESION - ASME	RECIPIENTE PRESSIONE - ASME	A 115 271 74	1
2	WINKEL 92-1	ANGLE 92 - 1	EQUERRE 92- 1	CODO 92-1	ANGOLO 92-1	A 9324 0210	1
3	VENTILTEILE	VALVE COMPONENT	PIECE DE SOUPAPE	PIEZA DE VALVULA	PEZZI VALVOLA	A 112 438 74	1
4	OELFEINABSCHIEDER	FINE OIL SEPARATOR	SEPARAT.FIN D'HUILE	SEPARADOR FINO ACEITE	MICROSEPARATORE OLIO	A 108 825 74	1
5	DRUCKGEBER MBS 3000	PRESSURE TRANSDUCER MBS 3000 (DELCOS 3000)	CAPTEUR DE PRESSION MBS 3000 (DELCOS 3000)	TRANSMIS.DE PRES. MBS3000 (DELCOS 3000)	TRASDUTTORE PRESSIONE MBS 3000	A 115 070 74	1
9	OELVERSCHLUSSCHR. G2"	OIL SCREW PLUG G 2	OBTURATEUR D'HUILE G2	TAPON ACEITE R 2	VITE CHIUSURA OLIO	A 108 266 74	1
10	USIT-RING 60,7X3 X3	USIT-RING 60.7X73 X3	ANNEAU USIT 60,7X73X3	ANILLO USIT 60,7X73X3	ROSETTA	A 9314 9760	1
11	EVW-VERSCHRBG. 10-LR	EVW-SCREW CONN. 10-LR	RACCORD REGL.ANG. 10-LR	RACOR ROSC.EVW 10-LR	RACCORDO VITE EVW 10-LR	A 9359 5670	1
12	Kunstst.-Rohr FEP 10,0 x 2,5 transparent	Plastic-TUBE FEP 10.0 x 2.5 transparent	TUBE PLASTIQUE FEP 10,0 x 2,5 transpar.	TUBO PLASTICO FEP 10,0 x 2,5 transpar.	TUBO MAT. SINTETICO TEFLON 10,0 x 2,5 TRASPARENTE	A 9180 1060	0,23m
13	EINSTECKHUELSE E 8/ 5	INSERT SOCKET E 8/ 5	DOUILLE ENFICH. E 8/ 5	REFUERZO TUBO E 8/5	BOCCOLA AD INNESTO E 8/5	A 9361 4110	2
17	EVGE-STUTZEN 18-LR-ED ST.VERZ.	EVGE-CONN. 18-LR-ED	MANCH.EVGE 18-LR-ED	RACOR EVGE 18-LR-ED	RACCORDO EVGE 18-LR-ED	A 9359 8100	1
18	KUGELHAHN K84- 1/2"	BALL VALVE K 84 - 1/2"	ROB.A BOISS.SPHER.K84-1	VALVULA BOLA K84-1/2	VALVOLA A SFERA K84- 1/2"	A 103 521 74	1
19	DICHTUNG 122X122 X1,5	SEAL 122X122 X1.5	JOINT 122X122X1,5	JUNTA 122X122X1,5	GUARNIZIONE 122X122 X1,5	A 9318 2660	1
21	T-VERSCHRAUBUNG QL 10	T-SCREWED JOINT QL 10	DISTRIBUTEUR EN T QL10	RACOR EN TE QL 10 T	RACCORDO A T QL 10	A 9358 4070	1
22	GAI-VERSCHRAUBG. 8-LR	GAI SCREW JOINT 8-LR	RACCORD DROIT 8-LR	RACOR GAI 8-LR	RACCORDO VITE ANGOLO GAI 8-LR	A 9358 7320	1
23	ROHR 8,0 X 1,0 X 40	TUBE 8.0X 1.0 X 40	TUBE 8,0 X 1,0 X 40	TUBO 8,0 X 1,0 X 40	TUBO	A 006 683 74	1
24	VERSCHL-SHR. G 1/4 A	LOCKING SCREW G 1/4 A	VIS DE FERM. G 1/4 A	TORNILLO CIERRE G 1/4 A	VITE DI CHIUSURA	A 9306 0320	1
26	KOR-ANSCHLUSS 10/ 8-L	KOR-CONN. 10/ 8-L	RACCORD CON. 10/ 8-L	RACOR KOR- 10/ 8-L	RACCORDO KOR 10/8-L	A 9359 6180	1
29	EVW-VERSCHRBG.35-LR	EVW-SCREW CONN. 35-LR	RACCORD REGL.ANG.35-LR	RACOR ROSC.EVW.35-LR	RACCORDO VITE EVW	A 9359 5730	1
30	GEWINDETUELLE 13 R 1/2	THREADED NOZZLE 13 R 1/	EMBOUT FILETE 13 R1/2	BOQUILLA ROSCA. 13 R1/2	BOCCOLA FILETTATA 13 R 1/2	A 9361 3080	1
31	PVC-TRANSP-SCHL. 15X19	PVC-TRANSPORT HOSE15X19	FLEXIBLE TRANS.PVC15X19	TUBO FLEXIBLE PVC 15X19	TUBO FLESS. PVC TRASP. 15X19	A 9361 5710	2,1
32	SCHL-SHELLE AL 12- 20	HOSE CLIP AL 12- 20	COLLIER TUYAU AL12- 20	ABRAZADERA AL 12- 20	FASCETTA STRINGITUBO AL 12- 20 W 3	A 9361 0360	1
35	SICHERHEITSVENTIL 15BAR	SAFETY VALVE 15 BAR	SOUPAPE DE SURETE15 BAR	VALVULA SEGURID. 15 BAR	VALVOLA SICUREZZA 15BAR	A 114 246 74	1
35	SICHERHEITSVENTIL 15BAR - ASME	SAFETY VALVE 15 BAR - ASME	SOUPAPE DE SURETE15 BAR - ASME	VALVULA SEGURID. 15 BAR - ASME	VALVOLA SICUREZZA 15BAR - ASME	10000 2579	1
36	DICHTUNG 320X352 X1,5	SEAL 320X352 X1.5	JOINT 320X352X1,5	JUNTA 320X352X1,5	GUARNIZIONE 320X352 X1,5	A 006 147 74	2
38	FLANSCH 122X122X 90,5	FLANGE 122 X 122 X 90.5	BRIDE 122 X 122 X 90,5	BRIDA 122X122X 90,5	FLANGIA	A 9372 0020	1
40	EVGE-STUTZEN 10-LR-ED	EVGE-CONN. 10-LR-ED	MANCH.EVGE 10-LR-ED	RACOR EVGE 10-LR-ED	RACCORDO EVGE 10-LR-ED	A 9359 8070	1



Pos	BENENNUNG	DESCRIPTION	DESIGNATION	DENOMINACION	DESCRIZIONE	Lager Nr. Stock Nr. N° de magasin N° de magazzino	Menge Qty. Quant. Cantidad
3	VENTILTEILE	VALVE ASSEMBLY	ENSEMBLE SOUPEPE	PIEZA DE VALVULA	PEZZI VALVOLA	A 112 438 74	1
1	VENTILGEHAEUSE	VALVE HOUSING	BOITE A CLAPETS	CAJA DE VALVULAS	CORPO VALVOLA	A 112 411 74	1
2	DRUCKHALTEKOLBEN	PRESS.MAINTAIN.PISTON	PISTON DE MAINT.PRESS.	PISTON VALV.MINIMA PRES	PISTONE DI MASSIMA PRESSIONE	A 112 409 74	1
3	PTFE-FUEHRUNGSBAND	PTFE -DRIVING BAND	RUBAN DE GUIDAGE PTFE	CINTA DE TEFLON	NASTRO DI GUIDA PTFE	A 110 480 74	0,6
4	GLEIT.-O-RING-DICHTSATZ	SLIDING O-RING SEAL.SET	JEU DE JOINTS TORIQUES	KIT JUNTAS TORICAS	KIT TENUTA O-RING SCORREVOLE	A 110 482 74	1
5	DRUCKFEDER	COMPRESSION SPRING	RESSORT DE PRESSION	MUELLE DE PRESION	MOLLA DI COMPRESIONE	A 9330 3610	1
6	DECKEL-DHRV	COVER NON-RETURN VALVE	COUVERCLE CLAP.RET.PRE.	TAPA VALV. ANTIRETORNO	COPERCHIO	A 112 412 74	1
7	RUECKSCHLAGKOLBEN KPL.	NONRETURN PISTON COMPL	CONE ANTI-RETOUR CMPL	PISTON ANTIRETORNO CPL.	PISTONE ANTIRITORNO CPL.	A 114 370 74	1
7.1	DICHTRING	SEALING RING	BAGUE D'ETAN.	JUNTA A	ANELLO TENUTA	A 114 371 74	1
7.2	RUECKSCHLAGKOLBEN	NONRETURN PISTON	CONE ANTI-RETOUR	PISTON ANTIRETORNO	PISTONE ANTIRITORNO	A 114 372 74	1
7.3	FUEHRUNGSBOLZEN	GUIDE BOLT	AXE DE GUIDAGE	PERNO GUIA	MANDRINO DI GUIDA	A 114 373 74	1
7.4	KLEMMSCHEIBE	CLAMPING DISK	DISQUE DE SERRAGE	DISCO DE APRIETE	DISCO SERRAGGIO	A 114 374 74	1
7.6	LOCTITE TYP 601/ 50 ML 0,05 KP	LOCTITE TYPE 601/ 50 ML	LOCTITE TYPE 601/ 50ML	LOCTITE TIPO 601/ 50 ML	LOCTITE TIPO 601/ 50 ML	A 9219 0610	0,001
8	DRUCKFEDER	COMPRESSION SPRING	RESSORT DE PRESSION	MUELLE DE PRESION	MOLLA DI COMPRESIONE	A 9330 3480	1
9	DICHTUNG	SEAL	JOINT	JUNTA	GUARNIZIONE	A 110 668 74	1
10	DICHTRING A 14 X20	SEALING RING A 14 X20	BAGUE D'ETAN.A14X20....	JUNTA A 14X20	ANELLO TENUTA A 14 X20	A 9318 9460	2
10	VERSCHL-SHR. M14 X 1,5	LOCKING SCREW M 14X1.5	VIS DE FERM. M14X1,5	TORNILLO CIERRE M14X1,5	VITE DI CHIUSURA	A 9306 0030	2
12	K-GEV-VERSCHRBG.6LR 1/4	CONIC.GEV SCREW.6LR 1/4	RACCORD C.GEV 6LR 1/4.	RACOR K-GEV 6LR 1/4	RACCORDO CON. GEV. 6SR-O.A.	A 9360 4700	1
13	DISTANZROHR	SPACER TUBE	TUYAU D'ECARTEMENT	TUBO DISTANCIADOR	DISTANZIALE	A 9110 0080	0,6
14	GEHAEUSE	HOUSING	CARTER	CUERPO	CARTER	A 040 686 74	1
15	SIEB	STRAINER	TAMIS	TAMIZ	FILTRO	A 411 590 16	1
16	W-VERSCHRAUBUNG GS 6	THREAD.ELBOW JOINTGS 6	RACCORD W GS6	RACOR RECTOW GS 6	RACCORDO VITE AD ANGOLO	A 9358 1750	1
17	MOLYKOTE-PASTE G-N PLUS	MOLYKOTE-PASTE G-N PLUS	PATE MOLYKOTE D	MOLYKOTE-PASTA G-N PLUS	PASTA MOLYKOTE G-N PLUS	A 9213 2050	0,005
18	G-VERSCHRAUBUNG DL 18 (L75S - L132 A)	THR. SCR. JOINT DL 18 (L75S - L132 A)	RACCORD DROIT DL 18 (L75S - L132 A)	RACOR G DL 18	RACCORDO VITE DIRITTO DL 18	A 9358 1100	1
18	EVW-VERSCHRBG.18-LR (L75S - L132 W)	EVW-SCREW CONN. 18-LR (L75S - L132 W)	VISSAGE (L75S - L132 W)	RACOR ROSC.EVW.18-LR	RACCORDO VITE EVW	A 9359 5700	1
19	G-VERSCHRAUBUNG DL 8 (L75S - L132 A)	THR. SCR. JOINT DL 8 (L75S - L132 A)	RACCORD DROIT DL 8 (L75S - L132 A)	RACOR G DL 8	RACCORDO VITE DIRITTO DL 8	A 9358 1060	1
21	KUGEL 6 GESCHLIFFEN	BALL 6 GROUND	BILLE 6 POLIE	BOLA PULIDA 6	SFERA 6 LUCIDATA	A 9319 9980	1



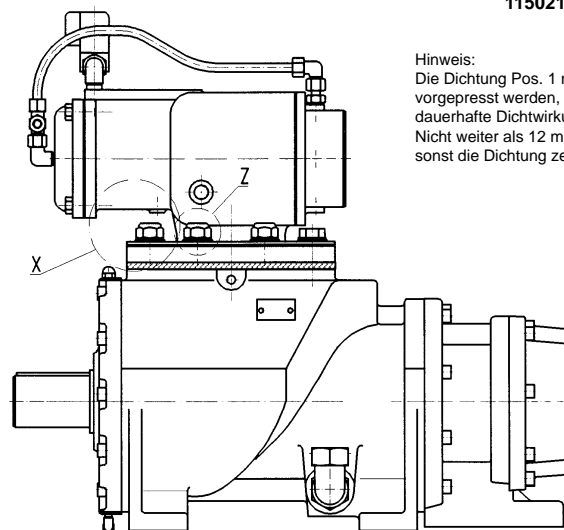
10000934



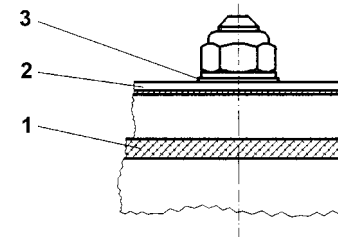
11502174

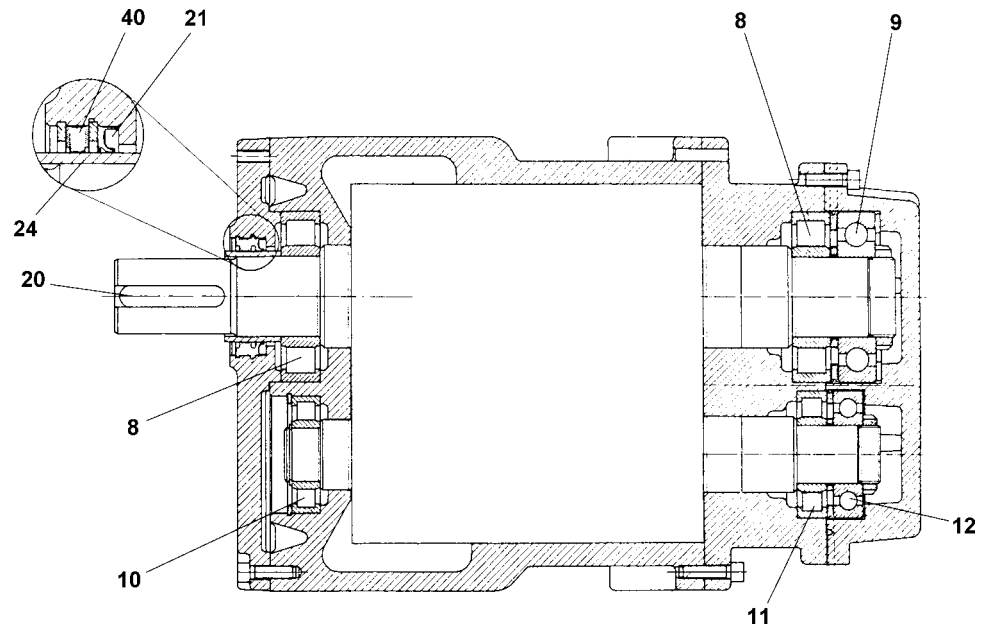
Hinweis:
Die Dichtung Pos. 1 muss auf 12 mm
vorgepresst werden, um eine
dauerhafte Dichtwirkung zu erzielen!
Nicht weiter als 12 mm vopressen, da
sonst die Dichtung zerstört wird.

Note
The seal (item 1) must be
precompact to 12 mm in order to
achieve a permanent sealing effect.
Do not precompact under 12 mm as
otherwise the seal will be destroyed.

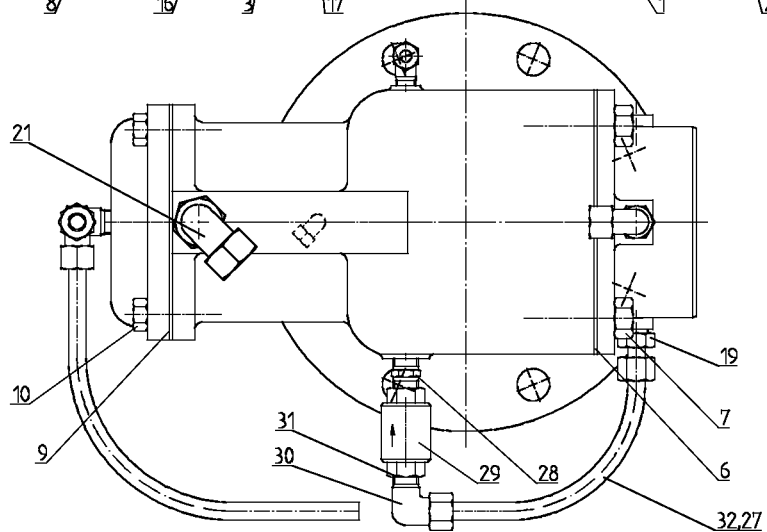
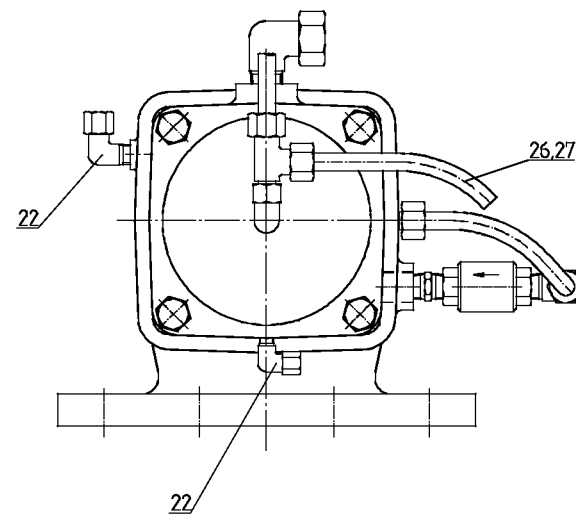
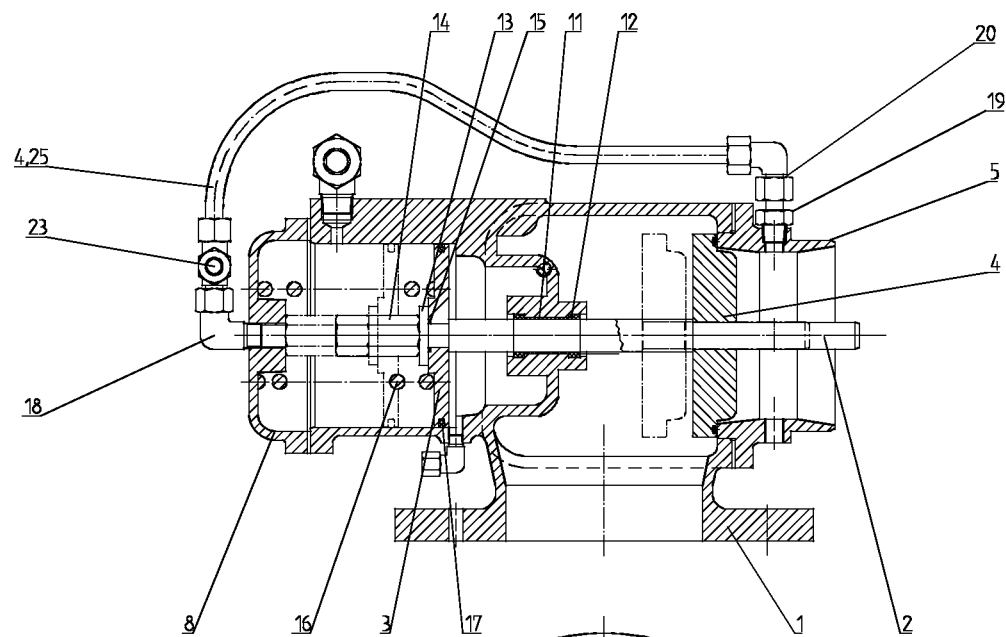


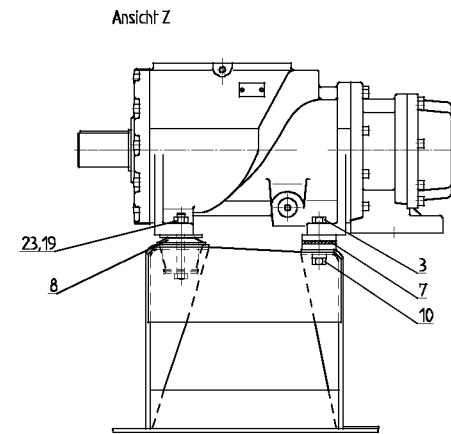
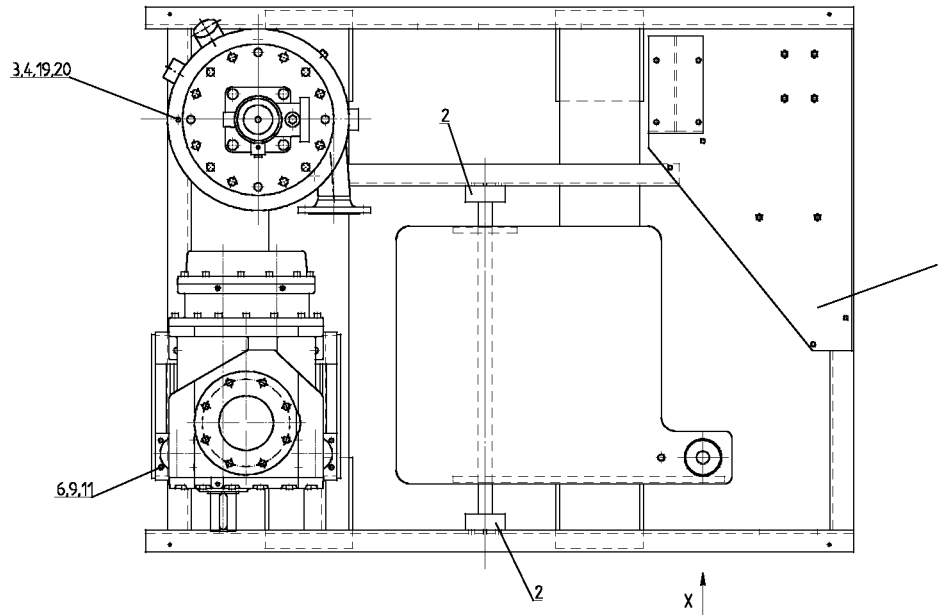
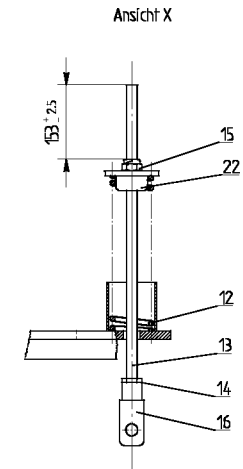
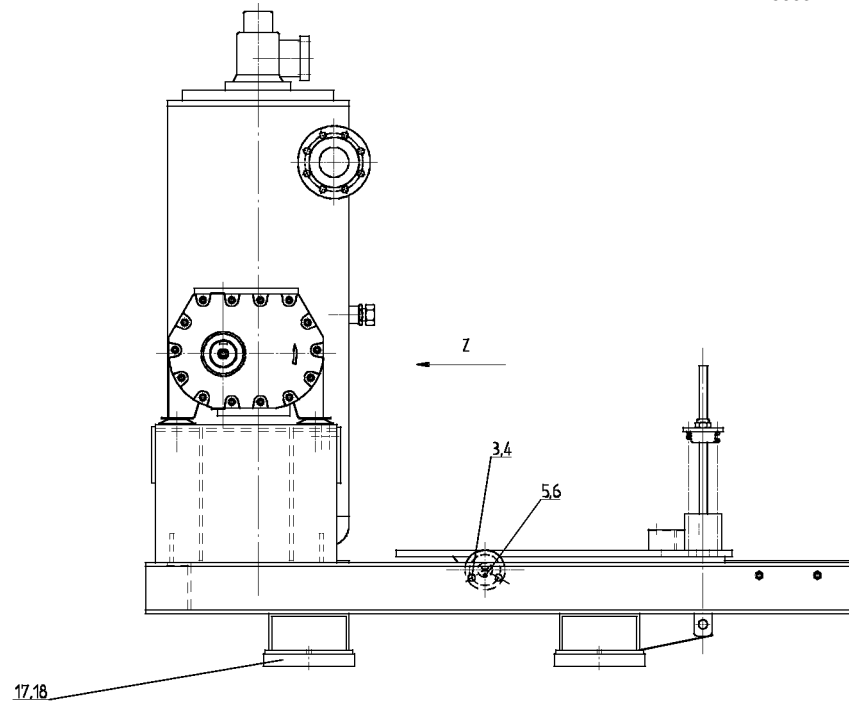
Einzelheit Z



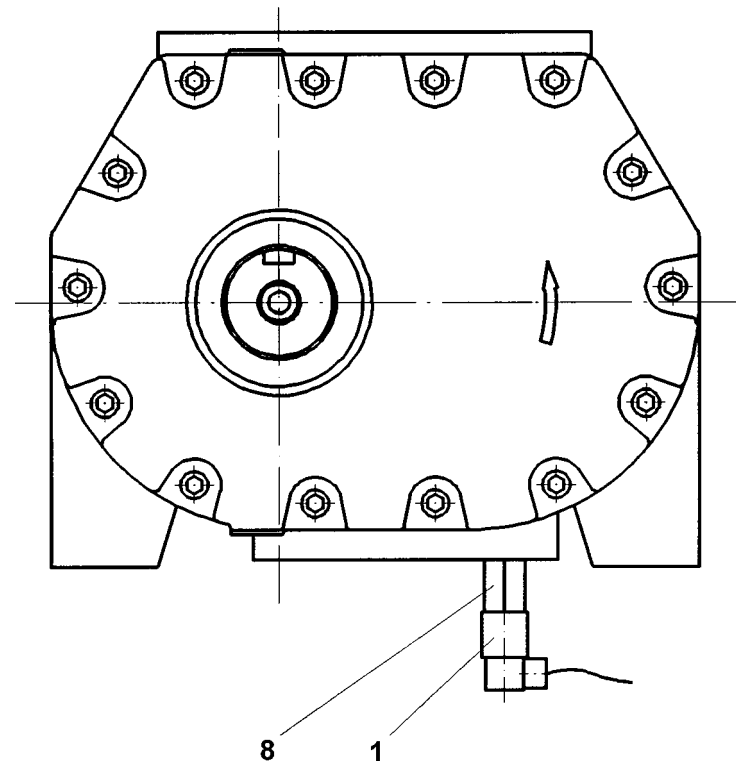
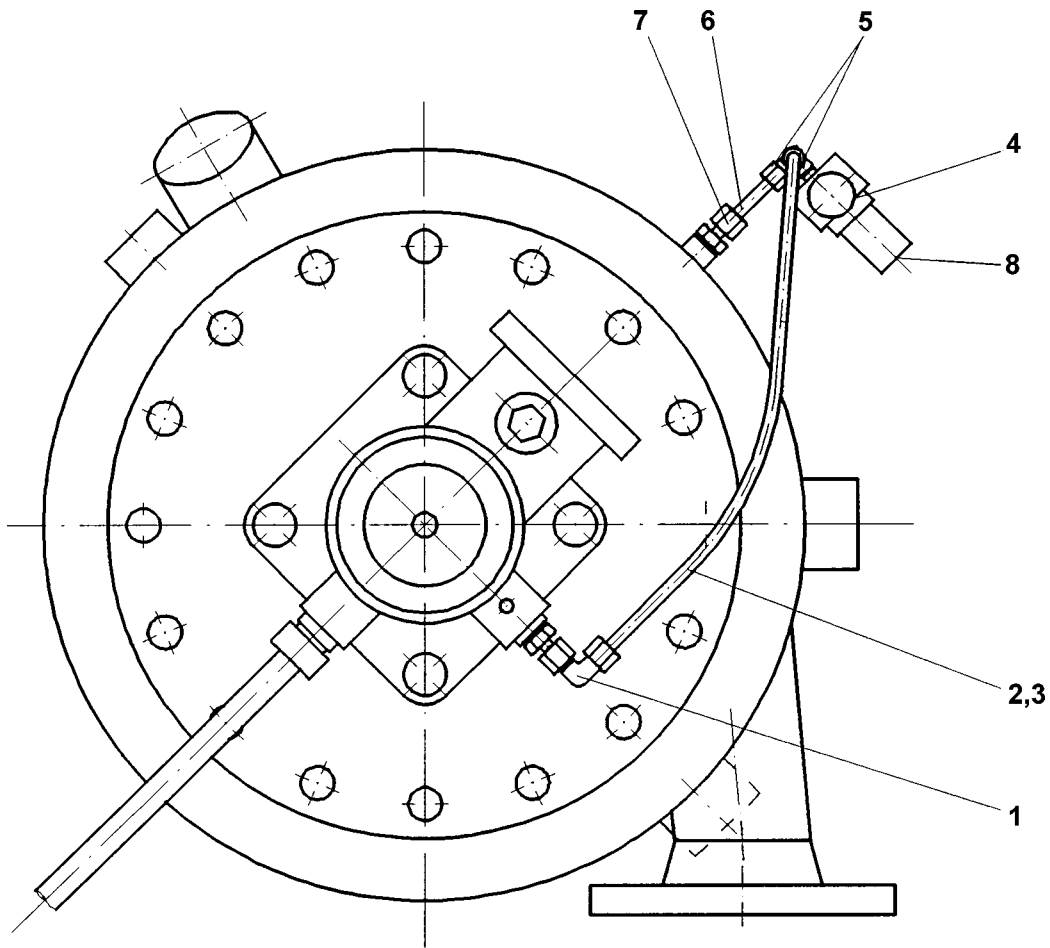


Pos	BENENNUNG	DESCRIPTION	DESIGNATION	DENOMINACION	DESCRIZIONE	Lager Nr. Stock Nr. N° de magasin N° de magazzino	Menge Qty. Quant. Cantidad
2	ANSAUGREGLER KPL.	INTAKE CONTROLLER COMPL.	REGULATEUR D'ASPIRATION COMPL.	REGULADOR DE ASPIR. CPL	REGOLATORE ASPIRAZIONE COMPL.	10000 0907	
1	SAUGDROSSELGEHAEUSE	CASING SUCTION THROTTLE	BOBINE D'ASPIR.	CAJA BOBINA ASPIRACION	INVOLUCRO BOBINA ASPIRAZIONE	A 110 773 74	1
2	KOLBENSTANGE	PISTON ROD	TIGE DE PISTON	BIELA	BIELLA	A 058 845 74	1
3	KOLBEN	PISTON	PISTON	PISTON	PISTONE	A 110 590 74	1
4	DICHTKEGEL	SEALING CONE	CONE D'ETANCHEITE	CONO DE ESTANQUEIDAD	CONO DI TENUTA	A 114 475 74	1
4.2	R-DICHRING 126 X4 70NBR/769	PIPE SEAL.R. 126 X 4	R-JUNTA 126 X 4	TORICA TUBO 126 X4	ANELLO TENUTA	A 9319 1080	11
4.3	LOCTITE TYP 496/ 50 ML 0,05 KP	LOCTITE TYPE 496/ 50 ML	LOCTITE TYPE 496/ 50ML	LOCTITE TIPO 496/ 50 ML	LOCTITE TIPO 496/ 50 ML	A 9319 0630	
5	FILTERANSCHLUSS GERADE	FILTER CONNECT.STRAIGHT	CONNEXION DE FILTRE	CONEX.RECTA/FILTRO	RACCORDO FILTRO DIRITTO	10000 0902	1
6	DICHTUNG 180X180 X1,5	SEAL 180X180 X1.5	JOINT 180X180X1,5	JUNTA 180X180X1,5	GUARNIZIONE 180X180 X1,5	A 9318 2680	1
8	DECKEL	LID	COUVERCLE	TAPA	COPERCHIO	A 110 565 74	1
9	DICHTUNG 160X160 X1,5	SEAL 160X160 X1.5	JOINT 160X160X1,5	JUNTA 160X160X1,5	GUARNIZIONE 160X160 X1,5	A 9318 2710	1
11	ZYLINDERBUCHSE	CYLINDER LINING	CHEMISE DU CYLINDRE	CAMISA DE CILINDRO	CAMICIA DEL CILINDRO	A 058 847 74	1
12	NUTRING	GROOVE RING	JOINT EN U	ANILLO ALMENADO	ANELLO TENUTA CON SCAN.	A 9321 9360	2
13	SCHEIBE 17	DISK 17	VITRE 17	ARANDELA 17	RONDELLA 17	A 9313 9410	1
14	DISTANZSTUECK	SEPARATOR PIECE	PIECE D'ECARTEMENT	PIEZA DISTANCIADORA	PANNELLO DISTANZIATORE	A 110 564 74	1
15	R-DICHRING 16 X2,5	PIPE SEAL.R.16 X 2.5	R-JUNTA 16X2,5	TORICA TUBO 16 X2,5	ANELLO TENUTA	A 9319 0820	1
16	DRUCKFEDER	COMPRESSION SPRING	RESSORT DE PRESSION	MUELLE DE PRESION	MOLLA DI COMPRESIONE	A 9330 3580	1
17	KOLBENRING	PISTON RING	SEGMENT DE PISTON	SEGMENTO	ANELLO DI TENUTA	A 114 495 74	1
18	W-VERSCHRAUBUNG GL 12	THREAD.ELBOW JOINTGL 12	RACCORD W GL12	RACOR RECTO W GL 12	RACCORDO VITE AD ANGOLO	A 9358 1680	1
19	GE-VERSCHRBG.12-PL-3/8"	THR. SCREW. 12-PL-3/8"	RACCORD DR.12-PL-3/8"	RACOR GE 12-PL-3/8	RACCORDO FILETTATO A GOMITO 12-PL-3/8"	A 9360 5080	2
20	EVW-STUTZEN 12-L	EVW-CONN. 12-L	MANCHON REGL.ANG.10-S	RACOR EVW 12-L	MANICOTTO EVW 12-L	A 9359 6680	1
21	W-VERSCHRAUBUNG GL 18	THREAD.ELBOW JOINTGL 18	RACCORD W GL18	RACOR RECTO W GL 18	RACCORDO VITE AD ANGOLO	A 9358 1700	1
22	W-VERSCHRAUBUNG GLL 8	THREAD.ELBOW JOINTGLL 8	RACCORD W GLL8	RACOR RECTOW GLL 8	RACCORDO VITE AD ANGOLO	A 9358 1640	2
23	EVL-STUTZEN 12-L	EVL-CONN. 12-L	MANCHON REGL.EN12-L	RACOR EVL 12-L	RACCORDO EVL 12-L	A 9359 7380	1
24	TECALANROHR 12,0 X 2,0	TECALAN-TUBE 12,0 X 2,0	TUBE TECALAN 12,0X2,0	TUBO TECALAN 12,0 X 2,0	TUBO TECALAN 12,0 X 2,0	A 918 011 40	0,5
25	EINSTECKHUELSE E 12/ 8	INSERT SOCKET E 12/ 8	DOUILLE ENFICH. E12/ 5	REFUERZO TUBO E 12/8	BOCCOLA AD INNESTO E 12/8	A 9361 4310	6
26	TECALANROHR 12,0 X 2,0	TECALAN-TUBE 12,0 X 2,0	TUBE TECALAN 12,0X2,0	TUBO TECALAN 12,0 X 2,0	TUBO TECALAN 12,0 X 2,0	A 9180 1140	0,45
27	EINSTECKHUELSE E 12/ 8 MS	INSERT SOCKET E 12/ 8	DOUILLE ENFICH. E12/ 5	REFUERZO TUBO E 12/8	BOCCOLA AD INNESTO E 12/8	A 9361 4310	4
28	D-NIPPEL 280- 1/2	DOUBLE FITT.245-1/2X3/8	NIPPLE 245- 2/3X 1/8	RACOR 245- 1/2X 3/8	NIPPLO D 280	A 9325 3040	1
29	VENTIL	NONRETURN VALVE	CONE ANTI-RETOUR	VALVULA RETROCESO	VALVOLA	A 113 423 74	1
30	W-VERSCHRAUBUNG GL 12	THREAD.ELBOW JOINTGL 12	RACCORD W GL12	RACOR RECTO W GL 12	RACCORDO VITE AD ANGOLO	A 9358 1680	1
31	R-NIPPEL	PIPE NIPPLE	NIPPLE T.	RACOR	NIPPLO DI RIDUZIONE	A 9325 2030	1
32	TECALANROHR 12,0 X 2,0	TECALAN-TUBE 12,0 X 2,0	TUBE TECALAN 12,0X2,0	TUBO TECALAN 12,0 X 2,0	TUBO TECALAN 12,0 X 2,0	A 918 011 40	0,25





Pos	BENENNUNG	DESCRIPTION	DESIGNATION	DENOMINACION	DESCRIZIONE	Lager Nr. Stock Nr. N° de magasin N° de magazzino	Menge Qty. Quant. Cantidad
	OPTIONEN	OPTIONS	OPTIONS	OPCIONES	OPZIONE		
101	ZULUFTKANAL KPL.	AIR INLET CHANNEL CPL.	AMENEE D'AIR CPL.	CANAL ALIMENTACION AIRE CPL.	CANALE AFFLUSSO ARIA COMPL.	A 114 351 74	
1	ZULUFTKANAL	AIR INLET CHANNEL	AMENEE D'AIR	CANAL ALIMENTACION AIRE	CANALE AFFLUSSO ARIA	A 114 352 74	1
2	DAEMMATTENSATZ	INSULATING PLATE SET	JEU DE PANNEAUX ISOLANTS	KIT ESTERAS AISLANTES	SET PANNELLI ISOLANTI	A 114 353 74	1
3	KLEMMLEISTENSATZ	CONNECTION BLOCK SET	JEU DE BORNE PLATES	KIT REGLETA DE BORNES	SET MORSETTIERE	A 110 683 74	1
4	GITTER	GRATE	GRILLE	REJA	GRIGLIA	A 110 692 74	1
5	SPANNVERSCHLUSS	TENSION LOCK	FERMETURE TENDEUR	OBTURADOR DE TENSION	CHIUSURA DI SERRAGGIO	A 114 396 74	4
6	GEGENHAKEN	COUNTER HOOK	CONTRE-CROCHET	CONTRAGANCHO	CONTROGANCIO	A 114 395 74	4
9	BLECHWINKEL	SHEET ANGLE	EQUERRE EN TOLE	ESCUADRA DE CHAPA	ANGOLO LAMIERA	A 105 627 74	6
12	ABDECKKAPPE DP- 375	COVER CAP DP - 375	CHAPE DP- 375	TAPA PROTECTORA DP-375	CALOTTA DP-375	A 110 699 74	4
13	ZELLGUMMIBAND 25 X 3	FOAM-RUBBER BAND 25 X 3	RUBAN CAOUT.CELL.25 X 3	CINTA CAUCHO CELUL.25X3	NASTRO IN GOMMA CELLULARE 25X3	A 9334 3530	4,9
14	ABDECKBLECH	COVER PLATE	TOLE DE PROTECTION	CHAPA RECUBRIDORA	LAMIERA DI COPERTURA	A 114 354 74	1
16	POLYAETHERSCHAUM 2,0X30	POLYETHER FOAM 2.0X30	MOUSSE POLYETHER 2,0X30	ESPUMA POLIURETA 2,0X30	SPUGNA POLIESTERE 2,0X30	A 9334 3420	1,65
102	ABLUFTKANAL KPL.140-217 BAUSATZ	AIR-OUTLET CONDUIT COMP 140-217 ASSY.KIT	CANAL A AIR D'EVACUAT. CPL.140-21	CONDUCTO SAL. AIRE CPL. 140-217 KIT ACO	CANALE ARIA SCARICO CPL.	A 114 356 74	1
1	ABLUFTKANAL OBEN	AIR-OUTLET CONDUIT	CANAL D'ECHAPPEMENT	CONDUCTO SALIDA DE AIRE SUPERIOR	CANALE ARIA SCARICO SUPERIORE	A 114 357 74	1
2	ABLUFTKANAL UNTEN	AIR-OUTLET CONDUIT	CANAL D'ECHAPPEMENT	CONDUCTO SALIDA DE AIRE INFERIOR	CANALE ARIA SCARICO INFERIORE	A 114 358 74	1
3	ABDECKBLECH	COVER PLATE	TOLE DE PROTECTION	CHAPA RECUBRIDORA	LAMIERA DI COPERTURA	A 110 687 74	1
4	DAEMMATTENSATZ	INSULATING PLATE SET	JEU DE PANNEAUX ISOLANTS	KIT ESTERAS AISLANTES	SET PANNELLI ISOLANTI	A 110 688 74	1
5	KLEMMLEISTENSATZ	CONNECTION BLOCK SET	JEU DE BORNE PLATES	KIT REGLETA DE BORNES	SET MORSETTIERE	A 110 689 74	1
6	SPANNVERSCHLUSS	TENSION LOCK	FERMETURE TENDEUR	OBTURADOR DE TENSION	CHIUSURA DI SERRAGGIO	A 114 396 74	8
7	GEGENHAKEN	COUNTER HOOK	CONTRE-CROCHET	CONTRAGANCHO	CONTROGANCIO	A 114 395 74	8
10	TELLERFUSS	PLATE BASE	PIED SUPPORT	PIE DE DISCO	BASE DEL PIATTO	A 111 759 74	4
13	ZELLGUMMIBAND 25 X 3	FOAM-RUBBER BAND 25 X 3	RUBAN CAOUT.CELL.25 X 3	CINTA CAUCHO CELUL.25X3	NASTRO IN GOMMA CELLULARE 25X3	A 9334 3530	11,8

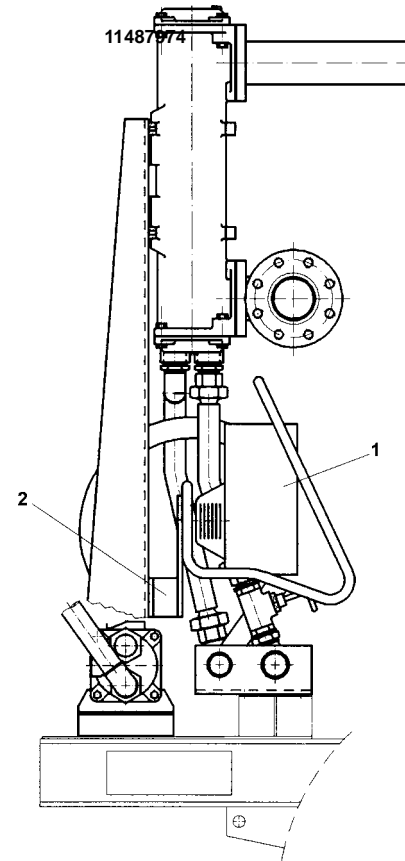
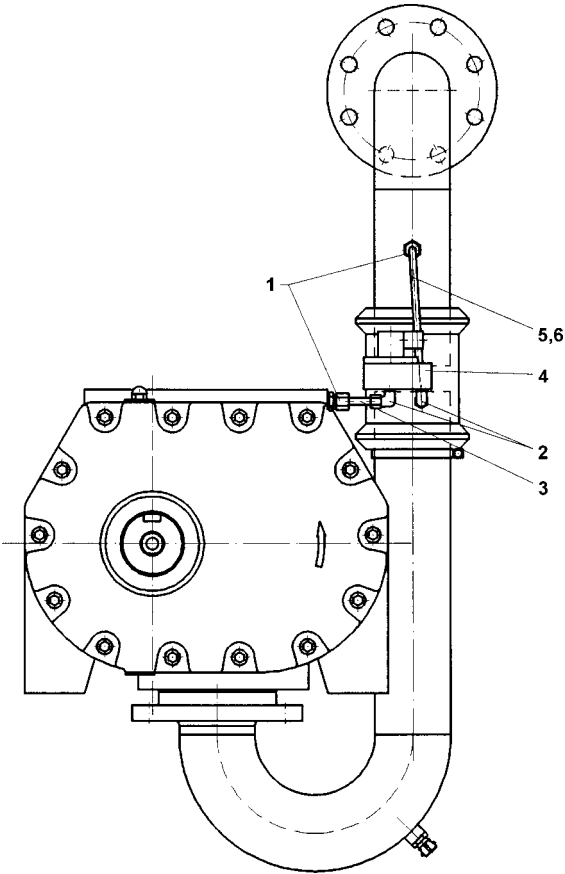
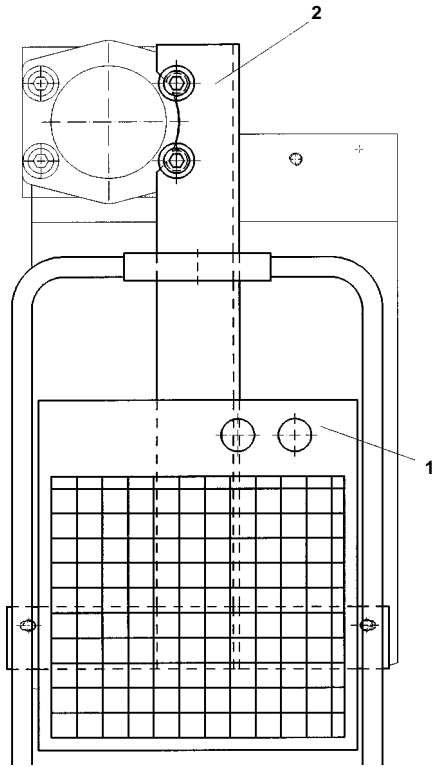


Pos	BENENNUNG	DESCRIPTION	DESIGNATION	DENOMINACION	DESCRIZIONE	Lager Nr. Stock Nr. N° de magasin N° de magazzino	Menge Qty. Quint. Cantidad
121	DREH/KEIL-UEBERWACHUNG	MONITORING SENSE OF ROTATION AND V BELTS	SURVEILLANCE SENS DE ROTATION ET DES COURROIES	CONTROL SENTIDO GIRO / CORREA TRAPEZ.	CONTROLLO DIREZIONE DI ROTAZIONE / CINGHIE TRAPEZ.	A 114 390 74	
1	G-VERSCHRAUBUNG DL 8	THR. SCR. JOINT DL 8	RACCORD DROIT DL 8	RACOR G DL 8	RACCORDO VITE DIRITTO DL 8	A 9358 1060	2
2	W-VERSCHRAUBUNG FLL 8	THREAD.ELBOW JOINTFLL 9	RACCORD W FLL9	RACOR RECTO W FLL 8	RACCORDO VITE AD ANGOLO	A 9358 1340	2
3	ROHR 8,0 X 1,5	TUBE 8.0 X 1.5	TUBE 8,0 X 1,5	TUBO 8,0 X 1,5	TUBO	A 9110 0180	0,04
4	DIFFERENZDRUCK-SCHALTER	DIFFER. PRESSURE SWITCH	INTERRUPTEUR DE PRESSION DIFFERENTIELLE	INTERRUP. DIFERENCIAL	PRESSOSTATO	A 114 369 74	1
5	TECALANROHR 8,0 X 1,5	TECALAN-TUBE 8.0 X 1.5	TUBE TECALAN 8,0X1,5	TUBO TECALAN 8,0 X 1,5	TUBO TECALAN 8,0 X 1,5	A 918 010 30	0,42
6	EINSTECKHUELSE E 8/5	INSERT SOCKET E 8/5	DOUILLE ENFICH. E 8/5	REFUERZO TUBO E 8/5	BOCCOLA AD INNESTO E 8/5	A 9361 4110	2
7	LEITUNG S10 DRUCKDIFF.	CABLE S10 PRESS.DIFFER.	CABLE S10	CABLE S10	CAVO S10	A 114 389 74	1
122	STANDHEIZUNG L75S - L132C A	STANSTILL HEATING L75S - L132C A	SUSPENSION DE CHAUFFAGE L75S - L132C A	CALEFACC.AUXIL. L75S - L132C A	RISCALDAMENTO AUSILIARIO L75S - L132C A	A 114 878 74	
1	HEIZLUEFTER	FAN HEATER	RADIATEUR SOUFFLANT	TERMOVENTILADOR	TERMOVENTILATORE	10000 1283	1
2	HALTER-HEIZLUEFTER	HOLDER	SUPPORT	SOPORTE TERMOVENTILADOR	SUPPORTO TERMOVENTILATORE	10000 1285	1
3	E-LEITUNG STANDHEIZ.	ELECTRIC LINE	CONDUITE	LINEA CALEFACC.AUXIL.	CAVO EL. RISCALDAMENTO AUSIL.	A 114 875 74	1
122	STANDHEIZUNG L75S - L132C W	STANSTILL HEATING L75S - L132C W	SUSPENSION DE CHAUFFAGE L75S - L132C W	CALEFACC.AUXIL. L75S - L132C W	RISCALDAMENTO AUSILIARIO L75S - L132C W	A 114 879 74	
1	HEIZLUEFTER	FAN HEATER	RADIATEUR SOUFFLANT	TERMOVENTILADOR	TERMOVENTILATORE	10000 1283	1
2	HALTER-HEIZLUEFTER	HOLDER	SUPPORT	SOPORTE TERMOVENTILADOR	SUPPORTO TERMOVENTILATORE	10000 1313	1
3	E-LEITUNG STANDHEIZ.	ELECTRIC LINE	CONDUITE	LINEA CALEFACC.AUXIL.	CAVO EL. RISCALDAMENTO AUSIL.	A 114 875 74	1
123	WAERMERUECKGEWINNUNG A	HEAT RECOVERY A	RECUPERATION DE LA CHALEUR A	RECUPERADOR DE CALOR A	RECUPERO DI CALORE A	A 112 358 74	
1	W-SCHOTTVERSCHRBG. UL35	THR. BULKHEAD JOINT UL35	RACCORD UNION UL35	RACOR DE PASO CL.W UL35	UNIONE A PARATIA UL35	A 9358 5130	2
2	VERSCHL-BUTZEN BUZ 35-L	SEALING BUNCH BUZ 35-L	VIS DE FERMETURE 35-L	PIPA DE CIERRE BUZ 35-L	ELEMENTO CHIUSURA BUZ 35-L	A 9358 0860	2
3	EVGE-STUTZEN 35-LR-ED	EVGE-CONN. 35-LR-ED	EVGE-TUBULURE 35-LR-ED	RACOR EVGE 35-LR-ED	RACCORDO EVGE 35-LR-ED	A 9359 8130	4
4	G-VERSCHRAUBUNG DL 35	THR. SCR. JOINT DL 35	RACCORD DL 35	RACOR G DL 35	RACCORDO VITE DL 35	A 9358 1130	2
5	KUGELHAHN K84-1 1/4"	BALL VALVE K84-1 1/4"	ROBINET A BILLE K84-1 1/4"	VALVULA BOLA K84-1 1/4"	VALVOLA A SFERA K84- 1 1/4"	A 103 550 74	3
6	OELTEMPERATURREGLER	OIL TEMPERATURE REGUL.	CONTROLEUR DE TEMP. D'HUILE	REGULADOR TEMP. ACEITE	REGOLATORE TEMPERATURA OLIO	A 112 444 74	1
7	ADAPTER	ADAPTOR	ADAPTATEUR	ADAPTADOR	ADATTATORE	A 042 962 74	1
8	DICHTUNG 70X 70 X1,5	SEAL 70X 70 X1.5	JOINT 70X 70 X1,5	JUNTA 70X70X1,5	GUARNIZIONE 70X 70 X1,5	A 9318 2700	3
10	T-VERSCHRAUBUNG QL 35	T-SCREWED JOINT QL 35	VISSAGE EN T QL 35	RACOR EN TE QL 35 T	RACCORDO VITE "T" QL35	A 9358 4130	1
11	EVT-VERSCHRBG.35-LR	EVT-SCREWED JOINT 35-LR	VISSAGE EVT 35-LR	RACOR ROSC EVT.35-LR	RACCORDO VITE EVT	A 9360 2390	1
12	W-VERSCHRAUBUNG KL 35	THREAD.ELBOW JOINTKL 35	VISSAGE COUDEE	RACOR RECTO W KL 35	RACCORDO VITE AD ANGOLO	A 9358 3730	2
13	ROHR 35,0 X 2,5 X 100	TUBE 35,0 X 2.5 X 100	TUBE 35,0 X 2,5 X 100	TUBO 35,0 X 2,5	TUBO	A 911 019 20	2
14	EVL-STUTZEN 35-L	EVL-CONN. 35-L	EVL-TUBULURE 35-L	RACOR EVL 35-L	RACCORDO EVL 35-L	A 9359 7430	1
15	ADAPTER	ADAPTOR	ADAPTATEUR	ADAPTADOR	ADATTATORE	A 102 966 74	2
16	SCHLAUCHLEITUNG	HOSE LINE	CONDUITE FLEXIBLE	TUBERIA FLEXIBLE	TUBO FLESSIBILE	A 112 359 74	1
17	SCHLAUCHLEITUNG	HOSE LINE	CONDUITE FLEXIBLE	TUBERIA FLEXIBLE	TUBO FLESSIBILE	A 112 360 74	1

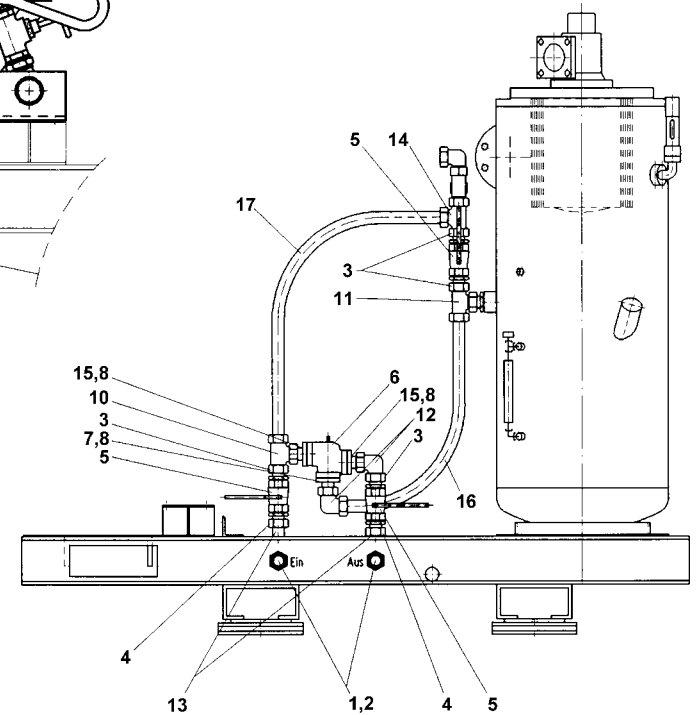
11487874

11439074

11487974

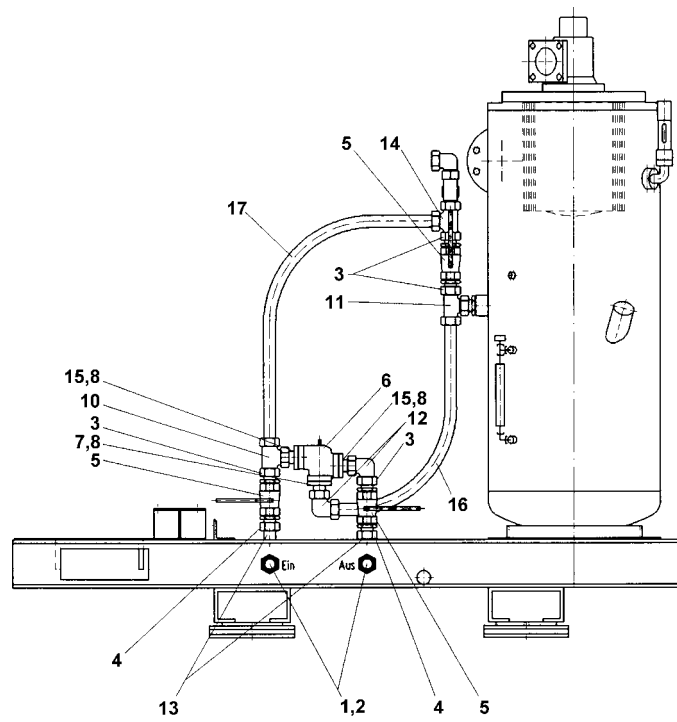


11235874

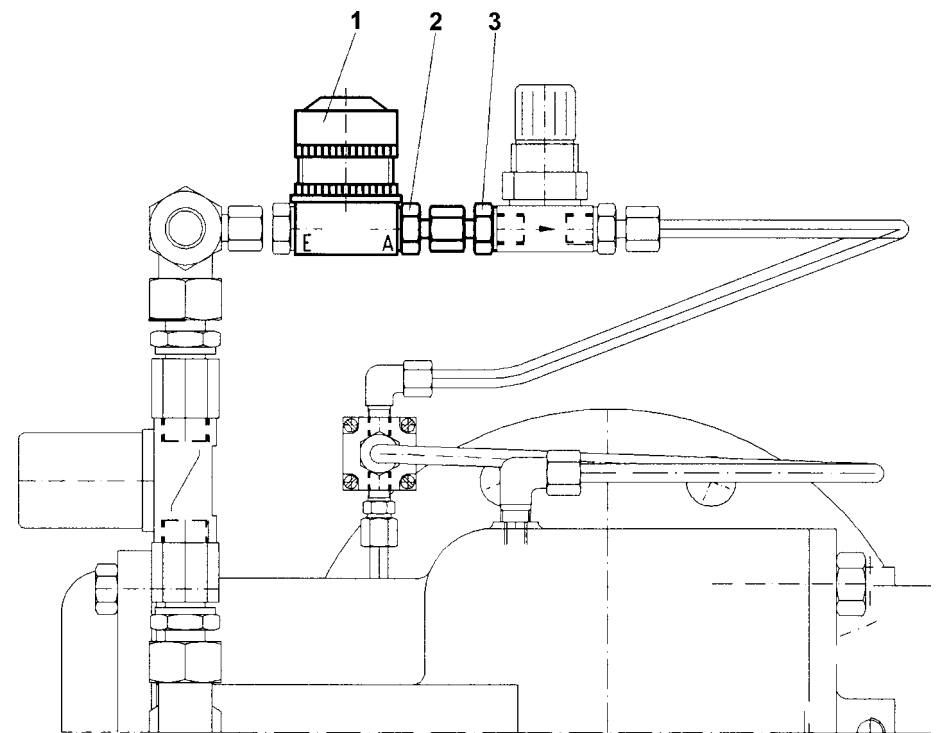


Pos	BENENNUNG	DESCRIPTION	DESIGNATION	DENOMINACION	DESCRIZIONE	Lager Nr. Stock Nr. N° de magasin N° de magazzino	Menge Qty. Quant. Cantidad
20	EVW-VERSCHRBG.35-LR	EVW-SCREW CONN. 35-LR	RACCORD REGL.ANG.35-LR	RACOR ROSC.EVW.35-LR	RACCORDO VITE EVW	A 9359 5730	1
124	PROPORTIONALREGELUNG	PROPORTION.ACTION CONTR	REGULATION PROPORTIONN.	REGULACION PROPORCIONAL	REGOLAZIONE PROPORZIONALE	A 114 018 74	
1	PROPORTIONALREGLER P2NE	PROPORT.ACT.CONTR.P2NE	REGULATION PROPORTIONN.	REGULADOR PROPOR. P2NE	REGOLATORE PROPORZIONALE P2NE	A 111 370 74	1
1.1	ERSATZMEMBRANE	SPARE MEMBRANE	MEMBRANE DE RECHANGE	MEMBRANA DE RECAMBIO	MEMBRANA DI RICAMBIO	A 101 358 74	1
2	VERSCHRAUBUNG	SCREWED JOINT	VISSAGE	RACOR	RACCORDO	A 044 930 74	1
3	VERSCHRAUBUNG	SCREWED JOINT	VISSAGE	RACOR	RACCORDO	A 040 929 74	1
125	ADAPTER SAE/DIN	ADAPTOR SAE/DIN	ADAPTATEUR SAE/DIN	ADAPTADOR SAE/DIN	ADATTATORE SAE/DIN	A 112 362 74	1
126	MECH.-LAGERUEBERWACHUNG MOTOR	CONSTRUCTION UNIT BEARING SUPERVISORY MONITORING MOTOR	UNITE DE CONSTRUCTION SURVEILLANCE DE PALIER MONITORAGE MOTEUR	CONTROL MECANICO RODAM. MOTOR	MONITORAGGIO SUPPORTO MECC. MOTORE	A 112 351 74	
1	SCHUTZKAPPE - 10 473	PROTECTIVE CAP - 10 473	CALOTTE DE PROTECTION - 10 473	TAPA PROTECTORA 10 473	CAPPUCCIO PROTEZIONE 10 473	A 104 397 74	2
2	STOSSIMPULSAUFNAHME	SHOCK IMPUL. ABSORPTION	CAPTEUR DE CHOCS	PARAGOLPES	PARACOLPI	A 053 854 74	2
4	MESSKABEL 45122-1,0	MEASUR. LINE 45122-1.0	CABLE DE MESURE 45122-1,0	CABLE MEDIC. 45122-1,0	CAVO DI MISURA 45122-1,0	A 112 354 74	1
5	MESSKABEL 45122-2,5	MEASUR. LINE 45122-2.5	CABLE DE MESURE 45122-2,5	CABLE MEDIC. 45122-2,5	CAVO DI MISURA 45122-2,5	A 112 355 74	1
6	SCHOTTDURCHFUEHRUNG	BULKHEAD	TRAVERSEE ETANCHE	BOQUILLA DE PASO DE MAMPARO	PASSANTE PARATIA	A 108 970 74	2
7	STAUBSCHUTZKAPPE TNC	DUST PROTECT. COVER TNC	CAPOT ANTI-POUSS. TNC	CAPERUZA ANTIPOLVO TNC	PROTEZIONE ANTIPOLVERE TNC	A 108 969 74	2
8	SCHILD SPM	SIGN "SPM"	PLAQUE SPM	ADHESIVO	ADESIVO "SPM"	A 9363 7250	1
127	MECH.-LAGERUEBERWACHUNG VERDICHTER	CONSTRUCTION UNIT BEARING SUPERVISORY MONITORING AIR END	UNITE DE CONSTRUCTION SURVEILLANCE DE PALIER MONITORAGE BLOC VIS	CONTROL MECANICO RODAM. CABEZAL	MONITORAGGIO SUPPORTO MECC. COMPRESSORE	A 112 352 74	
1	SCHUTZKAPPE - 10 473	PROTECTIVE CAP - 10 473	CALOTTE DE PROTECTION - 10 473	TAPA PROTECTORA 10 473	CAPPUCCIO PROTEZIONE 10 473	A 104 397 74	2
2	STOSSIMPULSAUFNAHME	SHOCK IMPUL. ABSORPTION	CAPTEUR DE CHOCS	PARAGOLPES	PARACOLPI	A 053 854 74	2
3	MESSLEITUNG 45122-1,5	MEASUR. LINE 45122-1.5	LIGNE MESURE 45122-1,5	CABLE LINEA 45122-1,5	CIRCUITO DI MISURA 45122-1,5	A 053 856 74	2
6	SCHOTTDURCHFUEHRUNG	BULKHEAD	TRAVERSEE ETANCHE	BOQUILLA DE PASO DE MAMPARO	PASSANTE PARATIA	A 108 970 74	2
7	STAUBSCHUTZKAPPE TNC	DUST PROTECT. COVER TNC	CAPOT ANTI-POUSS. TNC	CAPERUZA ANTIPOLVO TNC	PROTEZIONE ANTIPOLVERE TNC	A 108 969 74	2
8	SCHILD SPM	SIGN "SPM"	PLAQUE SPM	ADHESIVO	ADESIVO "SPM"	A 9363 7250	1
128	MECH.-LAGERUEBERWACHUNG KOMPL.	MECH.BEARING SUPERVIS.	SURVEILL.MEC. DE STOCK	CONTROL MECANICO RODAM.	MONITORAGGIO SUPPORTO MECC.	A 112 351 74	1
1	SCHUTZKAPPE - 10 473	PROTECTIVE CAP - 10 473	CAPUCHON DE PROT.10 473	TAPA PROTECTORA 10 473	CAPPUCCIO PROTEZIONE 10 473	A 104 397 74	2
2	STOSSIMPULSAUFNAHME	SHOCK IMPUL. ABSORPTION	CAPTEUR DE CHOCS	PARAGOLPES	PARACOLPI	A 053 854 74	2
4	MESSKABEL 45122-1,0	MEASUR. LINE 45122-1.0	LIGNE MESURE 45122-1,0	CABLE LINEA 45122-1,0	CAVO DI MISURA 45122-1,0	A 112 354 74	1
5	MESSKABEL 45122-2,5	MEASUR. LINE 45122-2.5	LIGNE MESURE 45122-2,5	CABLE LINEA 45122-2,5	CAVO DI MISURA 45122-2,5	A 112 355 74	1
6	SCHOTTDURCHFUEHRUNG	BULKHEAD	TRAVERSEE	BOQUILLA DE PASO DE MAMPARO	PASSANTE PARATIA	A 108 970 74	2
7	STAUBSCHUTZKAPPE TNC	DUST PROTECT. COVER TNC	CAPOT ANTI-POUSS. TNC	CAPERUZA ANTIPOLVO TNC	PROTEZIONE ANTIPOLVERE TNC	A 108 969 74	2
8	SCHILD SPM	SIGN SPM	PLAQUE SPM	ADHESIVO	ADESIVO "SPM"	A 9363 7250	1

11235874

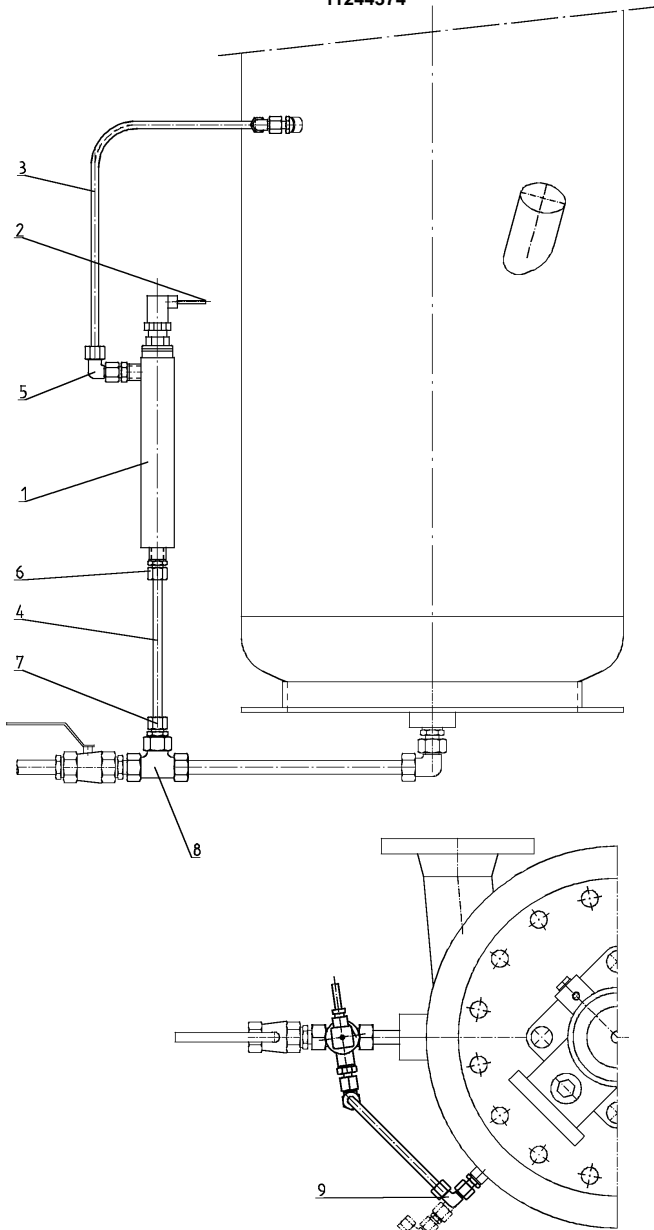


11401874



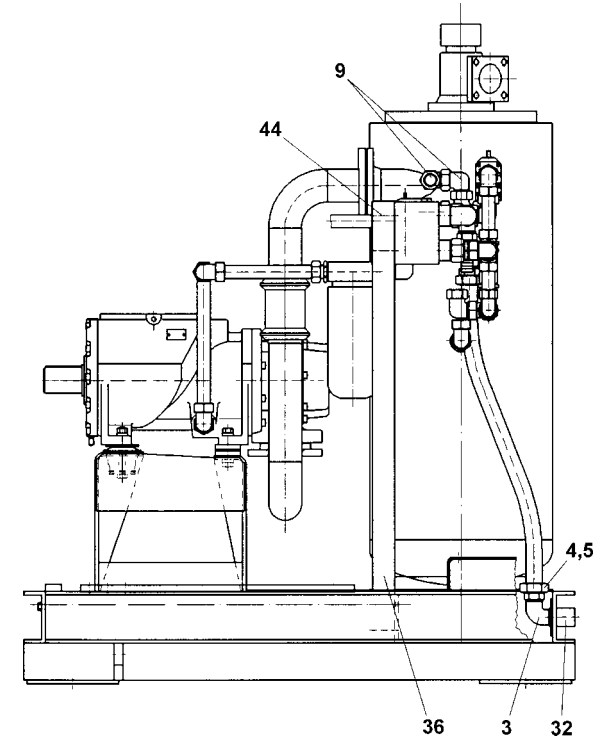
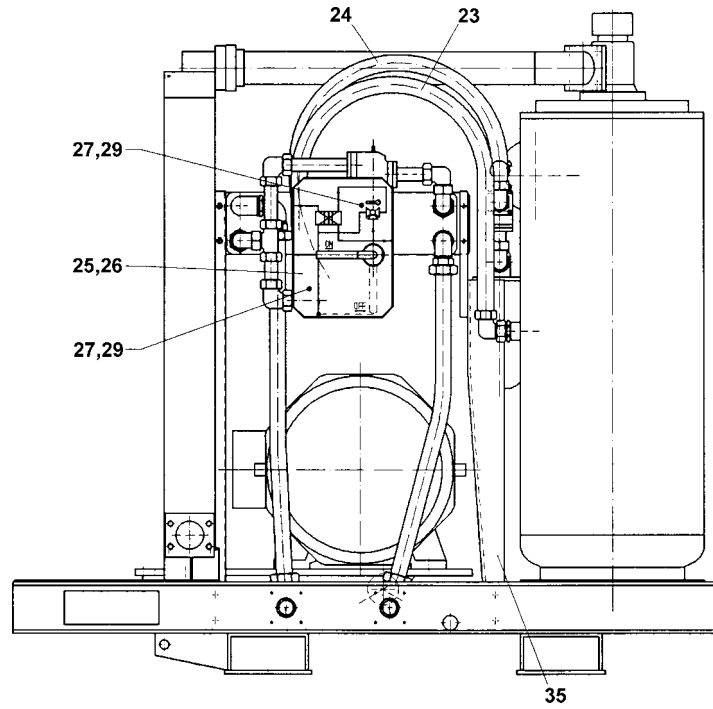
Pos	BENENNUNG	DESCRIPTION	DESIGNATION	DENOMINACION	DESCRIZIONE	Lager Nr. Stock Nr. N° de magasin N° de magazzino	Menge Qty. Quant. Cantidad
128	MECH.-LAGERUEBERWACHUNG	MECH.BEARING SUPERVIS.	SURVEILL.MEC. DE STOCK	CONTROL MECANICO RODAM.	MONITORAGGIO SUPPORTO MECC.	A 112 352 74	1
1	SCHUTZKAPPE - 10 473	PROTECTIVE CAP - 10 473	CAPUCHON DE PROT.10 473	TAPA PROTECTORA 10 473	CAPPUCCIO PROTEZIONE 10 473	A 104 397 74	2
2	STOSSIMPULSAUFNAHME	SHOCK IMPUL. ABSORPTION	CAPTEUR DE CHOCS	PARAGOLPES	PARACOLPI	A 053 854 74	2
3	MESSLEITUNG 45122-1,5	MEASUR. LINE 45122-1.5	LIGNE MESURE 45122-1,5	CABLE LINEA 45122-1,5	CIRCUITO DI MISURA 45122-1,5	A 053 856 74	2
6	SCHOTTDURCHFUEHRUNG	BULKHEAD	TRAVERSEE	BOQUILLA DE PASO DE MAMPARO	PASSANTE PARATIA	A 108 970 74	2
7	STAUBSCHUTZKAPPE TNC	DUST PROTECT. COVER TNC	CAPOT ANTI-POUSS. TNC	CAPERUZA ANTIPOLVO TNC	PROTEZIONE ANTIPOLVERE TNC	A 108 969 74	2
8	SCHILD SPM	SIGN SPM	PLAQUE SPM	ADHESIVO	ADESIVO "SPM"	A 9363 7250	1
	OELSTAND-UEBERWACHUNG	OIL GAUGE CONTROL	CONTROLE DU NI.D'HUILE	CONTROL NIVEL ACEITE	MONITORAGGIO LIVELLO OLIO	A 112 443 74	
1	SCHWIMMERSCHALTER	FLOAT SWITCH	INTERRUPTEUR A FLOTT.	INTERRUPTOR FLOTADOR	INTERRUTTORE A GALLEGGIANTE	A 112 423 74	1
2	LEITUNG	CABLE	LIGNE	CABLE	CAVO	A 110 580 74	1
3	ROHRLEITUNG	PIPE LINE	TUYAUTERIE	TUBERIA DE CONDUCCION	TUBAZIONE	A 112 432 74	1
4	ROHR 12,0 X 1,0 X 210	TUBE 12.0X 1.0 X 210	TUBE 12,0 X 1,0 X 210	TUBO 12,0 X 1,0 X 210	TUBO	A 112 433 74	1
5	EVW-VERSCHRBG.10-SR	EVW-SCREW CONN. 10-SR	RACCORD REGL.ANG.10-SR	RACOR ROSC.EVW.10-SR	RACCORDO VITE EVW	A 9359 5770	1
6	G-VERSCHRAUBUNG DL 12	THR. SCR. JOINT DL 12	RACCORD DROIT DL 12	RACOR G DL 12	RACCORDO VITE DIRITTO DL 12	A 9358 1080	1
7	KOR-ANSCHLUSS 18/12-L	KOR-CONN. 18/12-L	RACCORD CON. 18/12-L	RACOR KOR- 18/12-L	RACCORDO KOR 18/12-L	A 9359 6160	1
8	EVL-STUTZEN 18-PL	EVL-CONN. 18-L	MANCHON REGL.EN18-L	RACOR EVL 18-L	RACCORDO EVL 18 PL	A 9359 7400	1
9	EVW-VERSCHRBG.10-LR	EVW-SCREW CONN. 10-LR	RACCORD REGL.ANG.10-LR	RACOR ROSC.EVW.10-LR	RACCORDO VITE EVW	A 9359 5670	1
10	KOR-ANSCHLUSS 10/ 8-L	KOR-CONN. 10/ 8-L	RACCORD CON. 10/ 8-L	RACOR KOR- 10/ 8-L	RACCORDO KOR 10/8-L	A 9359 6180	1
11	EVL-VERSCHRBG.10-LR	EVL-SCREW CONN. 10-LR	RACCORD REGL.EN 10-LR	RACOR ROSC. EVL 10-LR	RACCORDO EVL 42-L	A 9360 3030	1
12	EVW-STUTZEN 8-L	EVW-CONN. 8-L	MANCHON REGL.ANG.8-L	RACOR EVW 8-L	MANICOTTO EVW 8-L	A 9359 6660	1
13	OELSTANDUEBERWACHUNG	OIL GAUGE CONTROL	CONTROLE DU NI.D'HUILE	CONTROL NIVEL ACEITE	MONITORAGGIO LIVELLO OLIO	A 111 918 74	2
	INTEG. WAERMERUECKGEW.	CONSTRUCTION UNIT INTEGRATED HEAT RECOVERY	UNITE DE CONSTRUCTION INTEGRE RECUPERATION DE LA CHALEUR	RECUPERADOR CALOR INT.	RECUPERO DI CALORE INTEGRATO	A 115 050 74	
1	WINKEL 92-1 1/2	ANGLE 92 - 1 1/2	EQUERRE 92- 1 1/2	CODO 92-1 1/2	ANGOLO 92-1 1/2	A 9324 0230	1
2	R-NIPPEL 241-11/2X11/4	PIPENIPPLE241-11/2X11.4	NIPPLE T.241-11/2X11/4	RACOR 241-11/2X11/4	NIPPLO DI RIDUZIONE	A 9325 2220	2
3	WINKEL 92-1 1/4	ANGLE 92 - 1 1/4	EQUERRE 92- 1 1/4	CODO 92-1 1/4	ANGOLO 92-1 1/4	A 9324 0220	4
4	VERSCHRAUBUNG 368-11/4	SCREWED JOINT 368-1 1/4	VISSAGE 368-11/4	RACOR 368-11/4	RACCORDO	A 9325 4960	4
5	SCHLAUCHKLEMME A 28	HOSE CLAMP A 28	PINCE P. TUYAUX A28	PINZA P/TUBO FLEX. A 28	PINZA FERMATUBI	A 9364 9520	4
6	WASSERSCHLAUCH WSG-32	WATER HOSE WSG-32	TUYAU A EAU WSG-32	MANGUERA DE AGUA WSG-32	TUBO ACQUA WSG-32	A 9364 2700	2,1
7	RI-STUTZEN 11/2X11/4	REDUC.SOCKET 11/2X11/4	MANCHON RI 11/2X11/4	RACOR RI- 11/2X11/4	RACCORDO RI	A 9359 3920	2
8	EVW-VERSCHRBG.35-LR	EVW-SCREW CONN. 35-LR	RACCORD REGL.ANG.35-LR	RACOR ROSC.EVW.35-LR	RACCORDO VITE EVW	A 9359 5730	2
9	EVW-STUTZEN 35-L	EVW-CONN. 35-L	MANCHON REGL.ANG.35-L	RACOR EVW 35-L	MANICOTTO EVW 35-L	A 9359 6730	4
10	LOCTITE TYP 572/ 50 ML 0,05KP	LOCTITE TYPE 572/ 50 ML	LOCTITE TYPE 572/ 50ML	LOCTITE TIPO 572/ 50 ML	LOCTITE TIPO 572/ 50 ML	A 9219 0320	0,05
11	DICHTUNG 70X 70 X1,5	SEAL 70X 70 X1.5	JOINT 70X70X1,5	JUNTA 70X70X1,5	GUARNIZIONE 70X 70 X1,5	A 9318 2700	3

11244374

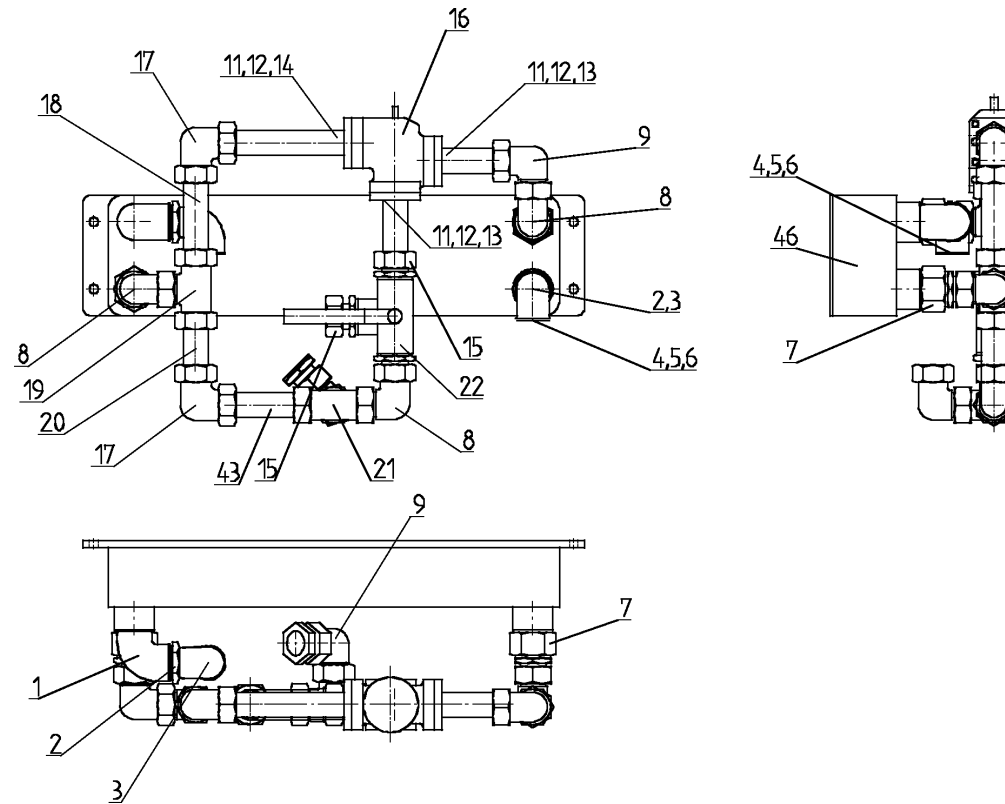


10,11,12
nur bei gleichzeitiger
Feinabschleifdüsenüberwachung

11505074



Pos	BENENNUNG	DESCRIPTION	DESIGNATION	DENOMINACION	DESCRIZIONE	Lager Nr. Stock Nr. N° de magasin N° de magazzino	Menge Qty. Quant. Cantidad
13	ADAPTER	ADAPTOR	ADAPTATEUR	ADAPTADOR	ADATTATORE	A 112 457 74	2
14	ADAPTER	ADAPTOR	ADAPTATEUR	ADAPTADOR	ADATTATORE	A 110 596 74	1
15	G-VERSCHRAUBUNG DL 35	THR. SCR. JOINT DL 35	RACCORD DROIT DL 35	RACOR G DL 35	RACCORDO VITE DL 35	A 9358 1130	3
16	OELTEMPERATURREGLER	OIL TEMPERATURE REGUL.	REGULAT.TEMP.D'HUILE	REGULADOR TEMP. ACEITE	REGOLATORE TEMPERATURA OLIO	A 112 444 74	1
17	W-VERSCHRAUBUNG KL 35	THREAD.ELBOW JOINTKL 35	RACCORD W KL35	RACOR RECTO W KL 35	RACCORDO VITE AD ANGOLO	A 9358 3730	2
18	ROHR 35,0 X 2,5	TUBE 35,0 X 2,5	TUBE 35,0 X 2,5	TUBO 35,0 X 2,5	TUBO	A 911 019 20	0,14
19	EVT-VERSCHRBG.35-LR	EVT-SCREW CONN. 35-LR	RACCORD REGL.EN T 35-LR	RACOR ROSC EVT.35-LR	RACCORDO VITE EVT	A 9360 2390	1
20	ROHR 35,0 X 2,5	TUBE 35,0 X 2,5	TUBE 35,0 X 2,5	TUBO 35,0 X 2,5	TUBO	A 9110 1920	0,11
21	EVL-STUTZEN 35-L	EVL-CONN. 35-L	MANCHON REGL.EN35-L	RACOR EVL 35-L	RACCORDO EVL 35-L	A 9359 7430	1
22	DREIWEGE-KUGELHAHN	THREE-WAY BALL COCK	ROBINET A BILLE	LLAVE ESFERICA DE 3 VIA	RUBINETTO A SFERA A TRE VIE	A 114 380 74	1
23	SCHLAUCHLEITUNG	HOSE LINE	CONDUITE EN TUYAUX	TUBERIA FLEXIBLE	TUBO FLESSIBILE	A 114 471 74	1
24	SCHLAUCHLEITUNG	HOSE LINE	CONDUITE EN TUYAUX	TUBERIA FLEXIBLE	TUBO FLESSIBILE	A 114 472 74	1
25	ABDECKBLECH	COVER PLATE	TOLE DE PROTECTION	CHAPA RECUBRIDORA	LAMIERA DI COPERTURA	A 114 379 74	1
26	SCHILD WAERMERUECKGEW.	SIGN "HEAT RECOVERY"	PLAQUE "RECUPERATION DE LA CHALEUR"	ADHESIVO	ADESIVO "RECUPERATORE INTEGRATO DI CALORE"	A 9363 9060	1
27	R-SHELLE RSGU1.32/20	PIPE CLAMP RSGU 1.32/20	COLLIER RSGU1.32/20	ABRAZADERA RSGU1.32/20	FASCETTA STRINGITUBI	A 9364 9540	2
29	ROHR 12,0 X 1,0	TUBE 12,0 X 1,0	TUBE 12,0 X 1,0	TUBO 12,0 X 1,0	TUBO	A 9110 0410	0,08
32	KUEHLWASSER-HALTEBLECH	COOL.WAT.MET.SHEET HOLD	TOLE	CHAPA RETENC.AGUA REFRI	LAMIERA DI SUPPORTO	A 114 376 74	2
35	HALTER WINKEL	RETAINER ANGLE	SUPPORT DE CARENAGE	SOPORTE ANGULAR	SQUADRETTA	A 114 378 74	1
36	HALTER VIERKANTROHR	RETAINER SQUARE TUBE	SUPPORT DE CARENAGE	SOPORTE TUBO CUADRADO	SUPPORTO TUBO QUADRO	A 114 377 74	1
43	ROHR 35,0 X 2,5	TUBE 35,0 X 2,5	TUBE 35,0 X 2,5	TUBO 35,0 X 2,5	TUBO	A 9110 1920	0,19
44	ROHR 35,0 X 2,5	TUBE 35,0 X 2,5	TUBE 35,0 X 2,5	TUBO 35,0 X 2,5	TUBO	A 9110 1920	0,06
45	G-VERSCHRAUBUNG DL 35	THR. SCR. JOINT DL 35	RACCORD DROIT DL 35	RACOR G DL 35	RACCORDO VITE DL 35	A 9358 1130	1
46	PLATTENWAERMETAUSCHER	PLATE HEAT EXCHANGER	ECHANGEUR DE CHALEUR A PLAQUES	INTERCAMBIADOR DE CALOR	SCAMBIATORE DI CALORE A PIASTRE	A 114 382 74	1
47	W-VERSCHRAUBUNG KL 35	THREAD.ELBOW JOINTKL 35	RACCORD W KL35	RACOR RECTO W KL 35	RACCORDO VITE AD ANGOLO	A 9358 3730	1
	ZUBEHOER "USA"	"USA" ACCESSORIES	ACCESSOIRE "USA"	ACCESORIOS "USA"	ACCESSORI "USA"		
132	ADAPTER-NPT-1 1/4"	ADAPTOR NPT-1 1/4"	ADAPTATEUR NPT-1 1/4"	ADAPTADOR NPT-1 1/4"	ADATTATORE NPT-1 1/4"	10000 2055	1
133	ADAPTER-NPT-1 1/2"	ADAPTOR NPT-1 1/2"	ADAPTATEUR NPT-1 1/2"	ADAPTADOR NPT-1 1/2"	ADATTATORE NPT-1 1/2"	10000 2056	1
134	ADAPTER kpl. DIN - SAE	ADAPTOR DIN - SAE COMPLETE	ADAPTATEUR DIN - SAE CPL.	ADAPTADOR DIN - SAE CPL.	ADATTATORE DIN - SAE CPL.	10000 2738	1
134.1	ADAPTER L75S-132C-DIN-SAE	ADAPTOR L75S-132C DIN - SAE	ADAPTATEUR L75S-132C DIN - SAE	ADAPTADOR L75S-132C DIN - SAE	ADATTATORE L75S-132C DIN - SAE	10000 2058	1
134.2	DICHTUNG 80 PN 16 BA-UN	SEAL 80 PN 16 BA-UN	JOINT 80 PN 16 BA-UN	JUNTA 80 PN 16 BA-UN	GUARNIZIONE 80 PN 16 BA-UN	A 9318 2600	1
134.5	SAE-ANSCHWEISSFLANSCH 16BAR	SAE-WELDING FLANGE	BRIDE À SOUDER SAE	BRIDA DE SOLDAR SAE	FLANGIA A SILDARE SAE	A 110 507 74	1
134.7	R-DICHRING 85,32X3,53 N7083	PIPE SEALING RING 98.02X3.53 N7083	BAGUE D'ETANCHEITE 85,32X3,53 N7083	JUNTA TORICA TUBO 85,32X3,53 N7083	ANELLO DI TENUTA PER TUBO 85,32X3,53 N7083	A 9319 0050	1



CompAir EUROPE

D Germany

CompAir Drucklufttechnik GmbH

Argenthaier Straße 11
D-55469 Simmern/Hunsrück
Telephone +49 (0) 67 61 / 8 32-0
Telefax +49 (0) 67 61 / 8 32-4 17
e-mail export@compair.de

A Austria

CompAir Agre GmbH

Werkstraße 1
A-4451 Garsten-St. Ulrich
Telephone +43 (0) 72 52/52 3 41-0
Telefax +43 (0) 72 52/52 1 33
e-mail office@compair-agre.co.at

B Belgium

CompAir n.v.

Grensstraat 2
1831 Diegem
Belgium
Telephone (0)2/720.48.90
Telefax (0)2/721.17.60
e-mail sales@compair.de

CH Switzerland

Aeberhardt AG

Division CompAir DLT
Zürcherstraße 254
CH-8406 Winterthur
Telephone +41 (0) 52 - 203 00 22
Telefax +41 (0) 52 - 203 00 25
e-mail compair.aeberhardt@swissonline.ch
http://www.compair-dlt.ch

E Spain

CompAir Iberia, S.L.

28320 Pinto (Madrid)
Aptdo. 14.785 - 28080 Madrid
Telephone +34 91 - 649 92 00
Telefax +34 91 - 649 92 49

F France

CompAir France S.A.

31 rue de la Justice
Z.I. Vaux-le Pénil
BP 1939
77019 Melun Cedex
Telephone 00.33.(0).1.64.87.72.00
Telefax 00.33.(0).1.64.87.72.01
e-mail compair@compair.fr

I Italy

CompAir Italia S.r.l.

Via Archimede, 31
I 20041 Agrate Brianza MI
Telephone 0039 039 6551.1
Telefax 0039 039 6056.458
e-mail compair@compair.it
http://www.ariacompressa.it/compair

PL Poland

CompAir Polska Sp. z o.o.

ul. Pachonskiego 65
31-223 Kraków
Polen
Telephone (0048) 12 415 08 00
Telefax (0048) 12 415 08 02
e-mail niedzialkowski@compair.comp.pl

UK United Kingdom

CompAir UK Limited

Hughenden Avenue
High Wycombe
Buckinghamshire
HP13 5SF
Telephone + 44 (0) 1494 605300
Telefax + 44 (0) 1494 463387
e-mail Broomwademktg@compair.com

CompAir AMERICAS

USA USA

CompAir Americas

211 East Russell Road
P.O. Box 927
Sidney, OH 45365
Telephone 937-498-2500
Telefax 937-498-3811
e-mail compair@bright.net

Subject to technical revision

CompAir LeROI

211 East Russell Road
P.O. Box 927
Sidney, OH 45365
Telephone 937-498-2500
Telefax 937-498-2270
e-mail compair@bright.net

CompAir Mako

1634 SW 17th Street
P.O. Box Drawer 1630
Ocala, Florida 34478
Telephone 352-732-2268
Telefax 352-732-0414
e-mail email@compairmako.com

BR Brazil

CompAir do Brazil

Estrada Municipal do Engordadouro, 36
Jundiaí, SP, Brazil
CEP 13214-720
Telephone 55-11-7392-7500
Telefax 55-11-7392-5004

CDN Canada

CompAir Canada

871 Cranberry Court
Oakville, Ontario
Canada L6L6J7
Telephone 905-847-0688
Telefax 905-847-8124
e-mail infor@compair-canada.com

CompAir OVERSEAS

AUS Australia

CompAir (Australasia) Limited

34-40 Ricketts Road
Mount Waverley
Victoria 3149
Australia
Telephone (03) 9544 0777
Telefax (03) 9562 8894
e-mail enquiries@compair.com.au

Sous réserves de modifications techniques

NZ New Zealand

CompAir (NZ) Limited

42 Vestey Drive
MT Wellington
Auckland
New Zealand
Telephone (09) 573 1005
Telefax (09) 573 5557

SGP Singapore

CompAir Far East Pte Ltd

4 Tech Park Crescent
Singapore 638128
Telephone (65) 862 0500
Telefax (65) 862 0330
e-mail compair@singnet.com.sg

UAE UAE

CompAir Middle East Division

Foxboro Intercontinental Ltd.
City Tower II
Sheik Zayed Road
P.O. Box: 27814
Dubai
United Arab Emirates
Telephone 971-43-319050
Telefax 971-43ss-317441

VCH China

Shanghai CompAir Compressor Co. Ltd

40 Guangxin Village #2
Guangxin Road
Shanghai
China (200061)
Telephone 0086-21-52911019
Telefax 0086-21-5552911691
e-mail compairb@online.sh.cn

ZA South Africa

CompAir (S.A.) (Pty) Limited

255 Berrange Road
Private Bag X029
Wadeville
1422
South Africa
Telephone (011) 827-4241
Telefax (011) 827-1229
e-mail compair@iafrica.com

Änderungen vorbehalten

http://www.compair.com

