

Ersatzteilliste  
Spare Parts List  
Liste de pièces de rechange  
Relación de piezas de recambio  
Lista de Componentes

**L132 - L250**



**Hinweise für Ersatzteilbestellung:**  
Um Ihren Ersatzteilauftrag ordnungsgemäß abwickeln zu können, müssen Bestellungen unbedingt folgende Angaben enthalten:

**Notice for ordering spare parts:**  
In order to correctly complete your spare parts order, it has to contain the following details:

**Directive pour la commande de pièces de rechange:**  
Afin de pouvoir donner suite à votre commande celle-ci doit absolument comporter les indications suivantes:

**Instrucciones para pedidos de piezas de recambio:**  
Con el fin de poder dar curso a su pedido, éste debe comportar necesariamente las indicaciones siguientes:

**Avvertenza per l'ordinazione di ricambi:**  
al fine di evadere regolarmente il vostro ordine di ricambi, gli ordini devono tassativamente contenere i seguenti dati:

Maschinentyp / Machine type  
Type de machine / Tipo de máquina  
Modello macchina

.....

CompAir Auftrags-Nr. / order no.  
No de commande / n° de referencia  
Numero d'ordine CompAir

.....

(siehe unten/see below/voir ci-dessous  
(ver más abajo/vedere sotto)

Maschinen-Nr. / Machine no.  
No de machine / N° de máquina  
Codice macchina

.....

(siehe unten/see below)  
(voir ci-dessous/ver más abajo)

Ersatzteilbezeichnung / Spare part description  
Description de la pièce de rechange  
Denominación de la pieza de recambio  
Descrizione ricambio

.....

Ersatzteil-Nr. / Spare part no.  
No de la pièce / N° ident de la pieza  
N. ricambio

.....

Stückzahl / Amount  
Quantité / Cantidad de piezas  
Quantità

.....

Auftrags-Nr. / Order No. / No de commande / N° de referencia / N. d'ordine

.....

Maschinen-Nr. / Machine no. / No de machine / N° de máquina / N. macchina

.....

ERSATZTEILLISTE :  
 SPARE PART LIST :  
 LISTE DE PIÈCES DE RECHANGE :  
 RELACION DE PIEZAS DE RECAMBIO :  
 LISTA DE COMPONENTES :

Schraubenkompressoren - L132 - L250  
 screw compressors - L132 - L250  
 compresseurs - L132 - L250  
 compresor - L132 - L250  
 compressore - L132 - L250

BENENNUNG	DESCRIPTION	DESIGNATION	DENOMINACION	DESCRIZIONE	Ident-Nr.	Seite Page Page Pagina
Inhaltsverzeichnis	Contents	Index	Indice	Indice		
SERVICEPAKET C	MINOR-SERVICE KIT (C)	KIT D'ENTRETIEN (C)	KIT DE SERVICIO (C)	KIT DI ASSISTENZA TECNICA (C)	CK2290-3	
Feinabscheider Kit D L132-L160	SEPERATOR KIT (D) L132S - L160	KIT SÉPARATEUR D'HUILE (D) L132S - L160	KIT SEPARADOR FINO ACEITE (D) L132S - L160	KIT SEPARATORE FINO OLIO (D) L132S - L160	CK4290-272-LS	
Feinabscheider Kit D L200-L250	SEPERATOR KIT (D) L200 - L250	KIT SÉPARATEUR D'HUILE (D) L200 - L250	KIT SEPARADOR FINO ACEITE (D) L200 - L250	KIT SEPARATORE FINO OLIO (D) L200 - L250	CK4290-274-LS	
VERSCHLEISSTEIL KIT E L132-L160	MAJOR KIT (E) L132-L160	JEU DE PIÈCES D'USURE (E) L132-L160	PIEZA DE DESGASTE KIT (E) L132-L160	KIT PEZZI D'USURA (E) L132-L160	CK8290-1	
VERSCHLEISSTEIL KIT E L200-L250	MAJOR KIT (E) L200-L250	JEU DE PIÈCES D'USURE (E) L200-L250	PIEZA DE DESGASTE KIT (E) L200-L250	KIT PEZZI D'USURA (E) L200-L250	CK8290-2	
ÖL "CompAir 4000" 205ltr.	MINERALOIL "CompAir 4000"	HUILE "CompAir 4000"	ACEITE "CompAir 4000"	OLIO "CompAir 4000"	A92130360	
ERSATZTEILLISTE	SPARE PART LIST	LISTE DE PIÈCES DE RECH.	LISTA/PIEZAS RECAMB. MAR.	LISTA RICAMBI	10000 1635	



BENENNUNG	DESCRIPTION	DESIGNATION	DENOMINACION	DESCRIZIONE	Ident-Nr.	Seite Page Pagina
BETRIEBSANLEITUNG L132-L250 D	INSTR.MANUAL L132-L250 D	INSTRUCTIONS DE SERVICE L132-L250 D	INSTRUCCIONES DE SERVICIO L132-L250 D	ISTRUZIONI D'USO L132-L250 D	100012710	
BETRIEBSANLEITUNG L132-L250 GB	INSTR.MANUAL L132-L250 GB	INSTRUCTIONS DE SERVICE L132-L250 GB	INSTRUCCIONES DE SERVICIO L132-L250 GB	ISTRUZIONI D'USO L132-L250 GB	100012711	
BETRIEBSANLEITUNG L132-L250 F	INSTR.MANUAL L132-L250 F	INSTRUCTIONS DE SERVICE L132-L250 F	INSTRUCCIONES DE SERVICIO L132-L250 F	ISTRUZIONI D'USO L132-L250 F	100012712	
BETRIEBSANLEITUNG L132-L250 I	INSTR.MANUAL L132-L250 I	INSTRUCTIONS DE SERVICE L132-L250 I	INSTRUCCIONES DE SERVICIO L132-L250 I	ISTRUZIONI D'USO L132-L250 I	100012714	
BETRIEBSANLEITUNG L132-L250 NL	INSTR.MANUAL L132-L250 NL	INSTRUCTIONS DE SERVICE L132-L250 NL	INSTRUCCIONES DE SERVICIO L132-L250 NL	ISTRUZIONI D'USO L132-L250 NL	100012715	
BETRIEBSANLEITUNG L132-L250 E	INSTR.MANUAL L132-L250 E	INSTRUCTIONS DE SERVICE L132-L250 E	INSTRUCCIONES DE SERVICIO L132-L250 E	ISTRUZIONI D'USO L132-L250 E	100012713	
BETRIEBSANL.DELCOS 3100 L (D)	INSTR.MANUAL DELCOS3100 L (D)	INSTRUCTIONS DE SERVICE DELCOS 3100 L (D)	INSTRUCCIONES DE SERVICIO DELCOS 3100 L (D)	ISTRUZIONI D'USO DELCOS 3100 L (D)	100012475	
Betriebsanleitung DELCOS 3100 L (GB)	INSTR.MANUAL DELCOS3100 L (GB)	INSTRUCTIONS DE SERVICE DELCOS 3100 L (GB)	INSTRUCCIONES DE SERVICIO DELCOS 3100 L (GB)	ISTRUZIONI D'USO DELCOS 3100 L (GB)	100012476	
Betriebsanleitung DELCOS 3100 L (F)	INSTR.MANUAL DELCOS3100 L (F)	INSTRUCTIONS DE SERVICE DELCOS 3100 L (F)	INSTRUCCIONES DE SERVICIO DELCOS 3100 L (F)	ISTRUZIONI D'USO DELCOS 3100 L (F)	100012477	
Betriebsanleitung DELCOS 3100 L (I)	INSTR.MANUAL DELCOS3100 L (I)	INSTRUCTIONS DE SERVICE DELCOS 3100 L (I)	INSTRUCCIONES DE SERVICIO DELCOS 3100 L (I)	ISTRUZIONI D'USO DELCOS 3100 L (I)	100012478	
Betriebsanleitung DELCOS 3100 L (NL)	INSTR.MANUAL DELCOS3100 L (NL)	INSTRUCTIONS DE SERVICE DELCOS 3100 L (NL)	INSTRUCCIONES DE SERVICIO DELCOS 3100 L (NL)	ISTRUZIONI D'USO DELCOS 3100 L (NL)	100012479	
Betriebsanleitung DELCOS 3100 L (E)	INSTR.MANUAL DELCOS3100 L (E)	INSTRUCTIONS DE SERVICE DELCOS 3100 L (E)	INSTRUCCIONES DE SERVICIO DELCOS 3100 L (E)	ISTRUZIONI D'USO DELCOS 3100 L (E)	100012480	
Betriebsanleitung DELCOS 3100 L (DK)	INSTR.MANUAL DELCOS3100 L (DK)	INSTRUCTIONS DE SERVICE DELCOS 3100 L (DK)	INSTRUCCIONES DE SERVICIO DELCOS 3100 L (DK)	ISTRUZIONI D'USO DELCOS 3100 L (DK)	100012481	
Betriebsanleitung DELCOS 3100 L (P)	INSTR.MANUAL DELCOS3100 L (P)	INSTRUCTIONS DE SERVICE DELCOS 3100 L (P)	INSTRUCCIONES DE SERVICIO DELCOS 3100 L (P)	ISTRUZIONI D'USO DELCOS 3100 L (P)	100012482	
Betriebsanleitung DELCOS 3100 L (PL)	INSTR.MANUAL DELCOS3100 L (PL)	INSTRUCTIONS DE SERVICE DELCOS 3100 L (PL)	INSTRUCCIONES DE SERVICIO DELCOS 3100 L (PL)	ISTRUZIONI D'USO DELCOS 3100 L (PL)	100012662	
E-INSTALLATION KPL.	ELECTRICAL INSTALLATION	INSTALLATION ELECTRIQUE CPL.	INSTAL. ELEC. CPL.	INSTALLAZIONE ELETTRICA COMPLETA	A11515174+ 100008409	6 - 10
E-STEUERUNG DELCOS 3100	ELECTR. CONTROL DELCOS 3100	COMMANDE ELECTR. DELCOS 3100	CONTROL ELECTRICO DELCOS 3100	COMANDO ELETTRICO DELCOS 3100		6 - 10
BLECHTEILE -A	SHEET METAL PARTS-A	PIECES TOLE -A	PIEZAS DE CHAPA -A	PEZZI LAMIERA -A	10000 1642	12
LUFTFILTEREINHEIT KPL.	AIR FILTER UNIT COMPL.	FILTRE A AIR UNITE CPL.	UNIDAD FILTRO DE AIRE COMPL.	UNITA' FILTRO ARIA CPL.	10000 2188	14
BLECHTEILE KPL. - A L160RS-L250RS	SHEET METAL PARTS COMPL. A L160RS-L250RS	PIECES TOLE COMPL. A L160RS-L250RS	PIEZAS DE CHAPA CPL. A L160RS-L250RS	PEZZI LAMIERA COMPL. A L160RS-L250RS	10000 8447	16
BLECHTEILE -W	SHEET METAL PARTS-W	PIECES TOLE -W	PIEZAS DE CHAPA -W	PEZZI LAMIERA -W	10000 1643	18 - 20
BLECHTEILE -W L160RS-L250RS	SHEET METAL PARTS L160RS-L250RS	PIECES TOLE L160RS-L250RS	PIEZAS DE CHAPA L160RS-L250RS	PEZZI LAMIERA L160RS-L250RS	10000 9547	22
VERKLEIDUNG KPL. -A	PANELLING CPL.	CAPOTAGE CPL.	REVESTIMIENTO CPL.	RIVESTIMENTO COMPLETO	10000 1639	24 - 32
VERKLEIDUNG KPL. -W	PANELLING CPL.	CAPOTAGE CPL.	REVESTIMIENTO CPL.	RIVESTIMENTO COMPLETO	10000 1640	24 - 32
KUEHLEREINHEIT KPL. ( A 132-160KW )	COOLER UNIT COMPL.	UNITE REFROIDISSEUR CPL.	RADIADOR (UNIDAD) CPL.	UNITA' RADIATORE COMPL.	A11515574	34
KUEHLEREINHEIT KPL. ( A 200-250KW )	COOLER UNIT COMPL.	UNITE REFROIDISSEUR CPL.	RADIADOR (UNIDAD) CPL.	UNITA' RADIATORE COMPL.	A11515474	36
KUEHLEREINHEIT KPL. W	COOLER UNIT COMPL.	UNITE REFROIDISSEUR CPL.	RADIADOR (UNIDAD) CPL.	UNITA' RADIATORE COMPL.	A11519874	38 - 42
REGELEINHEIT	CONTROL UNIT	UNITE DE REGULATION	UNIDAD REGULADORA	UNITÀ DI REGOLAZIONE	100007131	44
ANTRIEBE 50Hz	DRIVE UNITS	ENTRAINEMENTS	MOTORES	MOTORI	10000 2574	46 - 50
ANTRIEBE 60Hz	DRIVE UNITS	ENTRAINEMENTS	MOTORES	MOTORI	10000 2576	52 - 62
ANTRIEBSTEILE L160RS-L250RS - 50Hz+60Hz	DRIVES L160RS-L250RS - 50Hz+60Hz	MOTEUR L160RS-L250RS - 50Hz+60Hz	ACCIONAMIENTOS L160RS-L250RS - 50Hz+60Hz	MOTORI L160RS-L250RS - 50Hz+60Hz	100008468	64 - 66
DRUCKBEHAELTER KPL.	PRESSURE TANK CPL.	RESERVOIR A PRESSION CPL.	DEPOSITO DE PRESION CPL.	RECIPIENTI A PRESSIONE COMPL.	A11515774	68 - 70
VERDICHTER KPL.	AIR END CPL.	BLOC-VIS CPL.	COMPRESOR CPL.	COMPRESSORE COMPL.	A11515874	72 - 74

BENENNUNG	DESCRIPTION	DESIGNATION	DENOMINACION	DESCRIZIONE	Ident-Nr.	Seite Page Page Pagina
EK 290 NK VERDICHTER	EK 290 NK AIR END	BLOC VIS EK 290 NK	CABEZAL COMP. EK 290 NK	COMPRESSORE COMPL. EK 290 NK	A11977074	72 - 74
ANSAUGREGLER KPL.	INTAKE CONTROLLER COMPL.	REGULATEUR D'ASPIRATION CPL.	REGULADOR ASPIRACION CPL.	REGOLATORE ASPIRAZIONE COMPL.	A11910074	76 - 78
GRUNDRAHMEN KPL.	BASIC FRAME CPL.	CHASSIS DE BASE CPL.	BASTIDOR BASICO CPL.	TELAIO DI BASE COMPL.	10000 1638	80
OPTIONEN	OPTIONS	OPTIONS	OPCIONES	OPTIONALS		
Abluftkasten kpl.	ENGINE AIR OUTLET COMPLETE	CANAL.D'EVAC.AIR MOTEUR CPL.	CAJA VENTILACION MOTOR CPL.	CASSA EVACUAZ. ARIA MOTORE CPL.	10000 0787	82
PROPORTIONALREGELUNG	PROPORTION.ACTION CONTR	COMMANDE PROGRESSIVE	REGULACION PROPORCIONAL	REGOLAZIONE PROPORZIONALE	10001 6422	82
STILLSTANDSHEIZUNG	STANSTILL HEATING	CHAUFFAGE AUXILIAIRE	CALEFACC.AUXIL.	RISCALDAMENTO MACCHINA FERMA	A11519574	82
V-ANZEIGE / LUFTFILTER	CONTAMINATION INDICATOR / AIR FILTER	INDICATEUR D'ENCRASSEMENT FILTRE A AIR	INDICADOR DE CONTAMINACION FILTRO DE AIRE	INDICATORE DI CONTAMINAZIONE FILTRO ARIA	10000 1256	84
V-ANZEIGE / OELFILTER	CONTAMINATION INDICATOR OIL FILTER	INDICATEUR D'ENCRASSEMENT FILTRE A HUILE	INDICADOR DE CONTAMINACION FILTRO ACEITE	INDICATORE DI CONTAMINAZIONE FILTRO OLIO	10000 1258	84
V-ANZEIGE / F-ABSCHIEDER	CONTAM. INDICATOR FINE OIL SEPERATOR	INDICATEUR D'ENCRASSEMENT SEPAR.FIN	INDICADOR DE CONTAMINACION SEPAR. FINO	INDICATORE DI CONTAMINAZIONE SEPAR. FINO	10000 1260	84
INTEGR.WAERMERUECKGEWINNUNG A	INTEGR.WASTE HEAT RECOVERY ASS	RECUPER.EXT.CHALEUR KIT ACC.	RECUPERADOR DE CALOR KIT ACOPLAM.	RECUPERO CALORE INTEGRATO	A11519774	86 - 88
INTEGR.WAERMERUECKGEWINNUNG W	INTEGRATED HEAT RECOVERY	RECUPERATION DE CHALEUR INTEGREE	RECUPERACIÓN DE CALOR INTEGRADA	RECUPERO CALORE INTEGRATO	A11528474	86 - 88
WÄRMERÜCKGEWINNUNG EXTERN	EXTERNAL HEAT RECOVERY	RECUPERATION DE CHALEUR EXTERNE	RECUPERACIÓN DE CALOR EXTERNA	RECUPERO CALORE ESTERNO	A11527874	90
Oelentnahme - Bausatz (L132-250)	Oil sample port (L132-250)	KIT PRELEVEMENT D'HUILE (L132-250)	KIT PURGA DE ACEITE (L132-250)	KIT DI SCARICO OLIO (L132-250)	10000 3746	92

Pos	BENENNUNG	DESCRIPTION	DESIGNATION	DENOMINACION	DESCRIZIONE	Lager Nr. Stock Nr. N° de magasin N° de almacén N° de magazzino	Menge Qty. Quant. Cantidad
<b>130</b>	<b>E-INSTALLATION L132-L250</b>	<b>E-INSTALLATION</b>	<b>INSTALLATION ELECTRIQUE</b>	<b>INSTALACION ELECTRICA</b>	<b>INSTALLAZIONE ELETTRICA</b>	<b>100005267</b>	
130. 1	KABELBAHN	CABLE SUPPORT	VOIE A CABLE	BANDEJA DE CABLE	CANALETTA PASSACAVI	A04908577	0,5
130. 2	KANTENSCHUTZ	EDGE PROT.	PROTEGE-ARETE	PROTEC. ARISTAS	PARASPIGOLI NASTRO	A93340850	m
130. 6	LEITUNG M2 (LUEFTER 132-250 A)	CABLE M2 (FAN 132-250 A)	FIL ELECTR. M2 (VENTILATEUR 132-250 A)	CONDUCTO M2 (VENTILADOR 132-250 A)	CAVO M2 (VENTILATORE 132-250 A)	A11523374	1
130. 6	LEITUNG M2 (LUEFTER 200+250 A)	CABLE M2 (FAN 200+250 A)	FIL ELECTR. M2 (VENTILATEUR 200-250 A)	CONDUCTO M2 (VENTILADOR 200+250 A)	CAVO M2 (VENTILATORE 200+250 A)	A11523474	1
130. 6	LEITUNG M2 (LUEFTER W )	CABLE M2 (FAN )	FIL ELECTR. M2 (VENTILATEUR)	CONDUCTO M2 (VENTILADOR )	CAVO M2 (VENTILATORE)	A11524274	1
130. 7	LEITUNG R1	CABLE R1	FIL ELECTRIQUE R1	CONDUCTO R1	CAVO R1	A11523574	1
130. 7	LEITUNG R1 <b>BV</b>	CABLE R1	FIL ELECTRIQUE R1	CONDUCTO R1	CAVO R1	A11523574_BV	1
130. 8	LEITUNG R2	CABLE R2	FIL ELECTRIQUE R2	CONDUCTO R2	CAVO R2	A11523674	1
130. 8	LEITUNG R2 <b>BV</b>	CABLE R2	FIL ELECTRIQUE R2	CONDUCTO R2	CAVO R2	A11523674_BV	1
130. 9	LEITUNG B1	CABLE B1	FIL ELECTRIQUE B1	CONDUCTO B1	CAVO B1	A11523774	1
130. 9	LEITUNG B1 <b>BV</b>	CABLE B1	FIL ELECTRIQUE B1	CONDUCTO B1	CAVO B1	A11523774_BV	1
130. 10	LEITUNG B2	CABLE B2	FIL ELECTRIQUE B2	CONDUCTO B2	CAVO B2	A11523874	1
130. 10	LEITUNG B2 <b>BV</b>	CABLE B2	FIL ELECTRIQUE B2	CONDUCTO B2	CAVO B2	A11523874_BV	1
130. 11	LEITUNG Y1	CABLE Y1	FIL ELECTRIQUE Y1	CONDUCTO Y1	CAVO Y1	A11523974	1
130. 11	LEITUNG Y1 <b>BV</b>	CABLE Y1	FIL ELECTRIQUE Y1	CONDUCTO Y1	CAVO Y1	A11523974_BV	1
130. 12	LEITUNG Y4	CABLE Y4	FIL ELECTRIQUE Y4	CONDUCTO Y4	CAVO Y4	A11524074	1
130. 12	LEITUNG Y4 <b>BV</b>	CABLE Y4	FIL ELECTRIQUE Y4	CONDUCTO Y4	CAVO Y4	A11524074_BV	1
130. 12	LEITUNG Y6	CABLE Y6	FIL ELECTRIQUE Y6	CONDUCTO Y6	CAVO Y6	A11524174	1
130. 12	LEITUNG Y6 <b>BV</b>	CABLE Y6	FIL ELECTRIQUE Y6	CONDUCTO Y6	CAVO Y6	A11524174_BV	1
130. 14	ERDLEITUNG	GROUND WIRE	FIL DE TERRE	CONEXION A TIERRA	CAVO DI TERRA	A11528074	1
130. 15	KABELBINDER	CABLE BINDER	ATTACHE DE CABLE	ATADO DE CABLES	FASCETTA STRINGICAVO	A12642156	20
130. 16	KABELBINDER	CABLE BINDER	ATTACHE DE CABLE	ATADO DE CABLES	FASCETTA STRINGICAVO	A12642146	20
130. 17	AUFBEWAHRUNGSTASCHE	STORAGE BAG	POCHE DE CONSERVATION	BOLSA DE PROTECCION	TASCA DI CONTENIMENTO	A13039674	1
130. 18	FEDERMUTTER	SPRING NUT	ECROU DE RESSORT	TUERCA DE MUELLE	DADO ELASTICO	A11000374	3
130. 20	TEMPERATUR - AUFKLEBER 37-65 °C	SIGN TEMPERERATURE 37-65 °C	ETIQUETTE TEMPERATURE 37-65 °C	ETIQUETA TEMP. 37-65 °C	ETICHETTA TEMPERATURA 37-65 °C	A11116874	1
130. 21	SCHILD TRAFEOINSTELLUNG	SIGN "TRANSF.ADJUSTM."	PLAQUE "REGLAGE TRANSFO"	PLACA AJUSTE TRANSFORMADOR	TARGHETTA "REGOL.TRASFORM."	A93638270	1
<b>140</b>	<b>E-STEUERUNG DELCOS-3100</b>	<b>E-CONTROL DELCOS-3100</b>	<b>COMMANDE ELECTR. DELCOS-3100</b>	<b>MANDO ELECTR. DELCOS-3100</b>	<b>COMANDO ELETTRICO DELCOS-3100</b>		
140. 1	ELEKTRONIK DELCOS-3100	ELECTRONIC DELCOS 3100	MODULE ELECTRONIQUE DELCOS 3100	ELECTRONICA DELCOS 3100	ELETTRONICA DELCOS 3100	100005506	1
140. 2	ECHTZEITUHR DELCOS	TIMER DELCOS	COMPTEUR DE TEMPS REEL	RELOJ EN TIEMPO REAL	TIMER TEMPO REALE DELCOS	A11266674	1
140. 3	MS-BUS MODUL	MS-BUS MODULE	MODULE MS-BUS	MODULO DE BUS MS	MODULO MS-BUS	A11267074	1





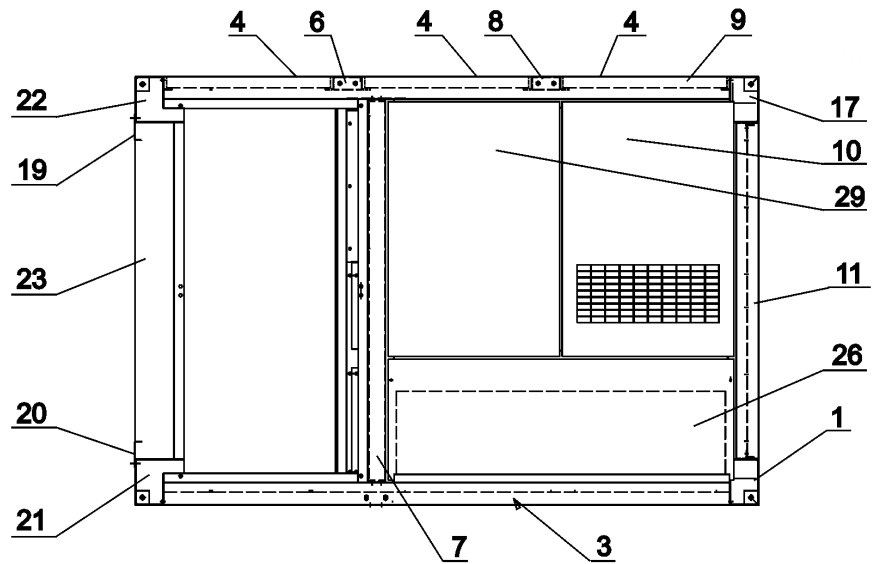
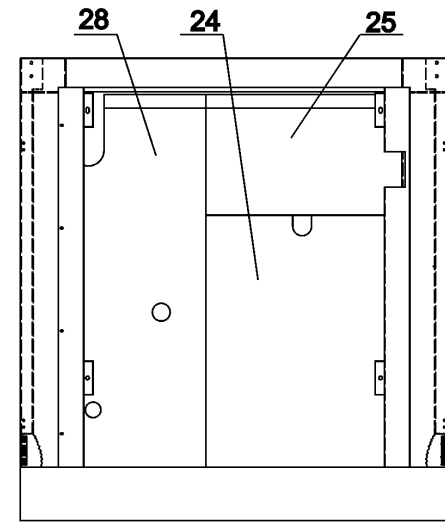
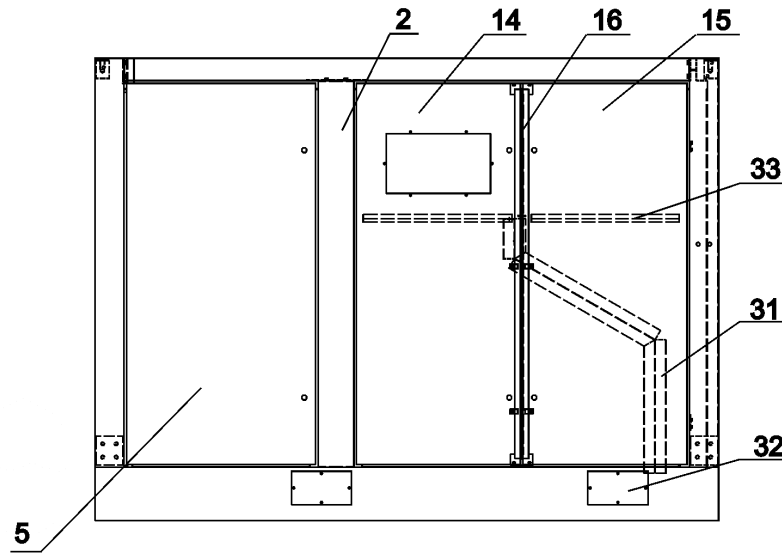
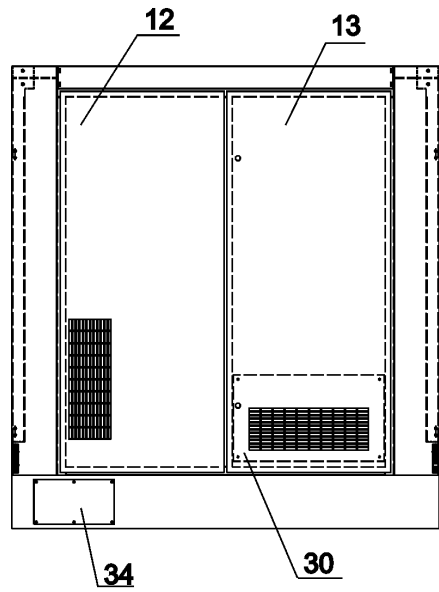


Pos	BENENNUNG	DESCRIPTION	DESIGNATION	DENOMINACION	DESCRIZIONE	Lager Nr. Stock Nr. N° de magasin N° de almacén N° de magazzino	Menge Qty. Quant. Cantidad
130	<b>E-INSTALLATION L160-250 RS</b>	<b>E-INSTALLATION</b>	<b>INSTALLATION ELECTRIQUE</b>	<b>INSTALACION ELECTRICA</b>	<b>INSTALLAZIONE ELETRICA</b>	<b>100008409</b>	
130. 1	KABELBAHN	CABLE SUPPORT	VOIE A CABLE	BANDEJA DE CABLE	CANALETTA PASSACAVI	A04908577	0,95
130. 2	KANTENSCHUTZ	EDGE PROT.	PROTEGE-ARETE	PROTEC. ARISTAS	PARASPIGOLI NASTRO	A93340850	m
130. 3	LEITUNG M2	CABLE M2	FIL ELECTR. M2	CONDUCTO M2	CAVO M2	100008410	1
130. 3	LEITUNG M2 (Lüfter WS-RS)	CABLE M2 (Fan WS-RS)	FIL ELECTR. M2	CONDUCTO M2	CAVO M2	100009544	1
130. 4	LEITUNG R1	CABLE R1	FIL ELECTRIQUE R1	CONDUCTO R1	CAVO R1	100008411	1
130. 5	LEITUNG R2	CABLE R2	FIL ELECTRIQUE R2	CONDUCTO R2	CAVO R2	100008412	1
130. 6	LEITUNG B1	CABLE B1	FIL ELECTRIQUE B1	CONDUCTO B1	CAVO B1	100008413	1
130. 7	LEITUNG Y1	CABLE Y1	FIL ELECTRIQUE Y1	CONDUCTO Y1	CAVO Y1	100008415	1
130. 8	LEITUNG Y4	CABLE Y4	FIL ELECTRIQUE Y4	CONDUCTO Y4	CAVO Y4	100008416	1
130. 12	LEITUNG Y6 (Kühlwasser RS)	CABLE Y6 (Cooling Water - RS)	FIL ELECTRIQUE Y6	CONDUCTO Y6	CAVO Y6	100009545	1
130. 9	KABELBINDER	CABLE BINDER	ATTACHE DE CABLE	ATADO DE CABLES	FASCETTA STRINGICAVO	A12642156	20
130. 10	KABELBINDER	CABLE BINDER	ATTACHE DE CABLE	ATADO DE CABLES	FASCETTA STRINGICAVO	A12642146	20
130. 11	AUFBEWAHRUNGSTASCHE	STORAGE BAG	POCHE DE CONSERVATION	BOLSA DE PROTECCION	TASCA DI CONTENIMENTO	A13039674	1
130. 13	TEMPERATUR - AUFKLEBER 37-65 °C	SIGN TEMPERERATURE 37-65 °C	ETIQUETTE TEMPERATURE 37-65 °C	ETIQUETA TEMP. 37-65 °C	ETICHETTA TEMPERATURA 37-65 °C	A11116874	1
130. 14	SCHILD TRAFEOEINSTELLUNG	SIGN "TRANSF.ADJUSTM."	PLAQUE "REGLAGE TRANSFO"	PLACA AJUSTE TRANSFORMADOR	TARGHETTA "REGOL.TRASFORM."	A93638270	1
130. 16	LEITUNG W2	CABLE W2	FIL ELECTR. W2	CONDUCTO W2	CAVO W2	100008417	1
130. 17	LEITUNG W3	CABLE W3	FIL ELECTR. W3	CONDUCTO W3	CAVO W3	100008418	1
130. 18	LEITUNG W4	CABLE W4	FIL ELECTR. W4	CONDUCTO W4	CAVO W4	100008419	1
130. 19	LEITUNG M1.1	CABLE M1.1	FIL ELECTR. M1.1	CONDUCTO M1.1	CAVO M1.1	100008430	1
130. 33	LEITUNG B2	CABLE B2	FIL ELECTR. B2	CONDUCTO B2	CAVO B2	100008414	1
140	<b>E-STEUERUNG DELCOS-3100 L160RS-L250RS</b>	<b>E-CONTROL DELCOS-3100 L160RS-L250RSv</b>	<b>COMMANDE ELECTR. DELCOS-3100 L160RS-L250RS</b>	<b>MANDO ELECTR. DELCOS-3100 L160RS-L250RS</b>	<b>COMANDO ELETRICO DELCOS-3100 L160RS-L250RS</b>		
140. 1	ELEKTRONIK DELCOS-3100	ELECTRONIC DELCOS 3100	MODULE ELECTRONIQUE DELCOS 3100	ELECTRONICA DELCOS 3100	ELETTRONICA DELCOS 3100	100008064	1
140.1. 1	ECHTZEITUHR DELCOS	TIMER DELCOS	COMPTEUR DE TEMPS REEL	RELOJ EN TIEMPO REAL	TIMER TEMPO REALE DELCOS	A11266674	1
140.1. 2	MS-BUS MODUL	MS-BUS MODULE	MODULE MS-BUS	MODULO DE BUS MS	MODULO MS-BUS	A11267074	1
140.1. 3	MODUL GLW-MASTER	MODUL GLW-MASTER	MODUL GLW-MASTER	MODUL GLW-MASTER	MODUL GLW-MASTER	A11268174	1
140.1. 4	MODUL ANALOG OUT	MODUL ANALOG OUT	MODUL ANALOG OUT	MODUL ANALOG OUT	MODUL ANALOG OUT	A11277074	1

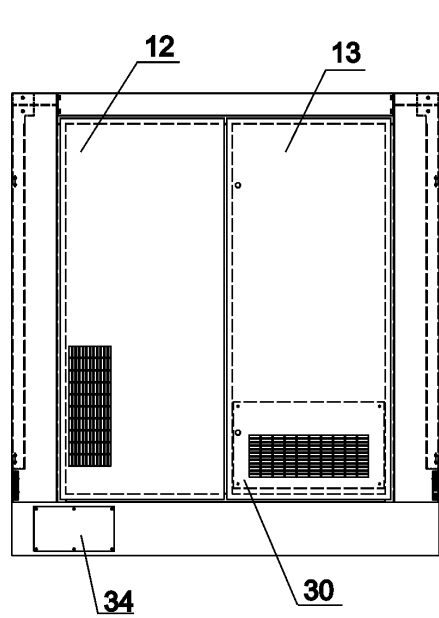


Pos	BENENNUNG	DESCRIPTION	DESIGNATION	DENOMINACION	DESCRIZIONE	Lager Nr. Stock Nr. N° de magasin N° de almacén N° de magazzino	Menge Qty. Qunt. Cantidad
170. 1	BLECHTEILE KPL. - A	SHEET METAL PARTS COMPL.	PIECES TOLE COMPL.	PIEZAS DE CHAPA CPL.	PEZZI LAMIERA COMPL.	100006920	
170.1. 1	ECKSTUETZE (VORNE RECHTS)	CORNER SUPPORT (FRONT RIG	APPUI D'ANGLE (AVANT DROIT)	SOPORTE ANGULAR (DEL. DER.)	SUPPORTO ANGOLO (ANT. DESTRO)	100002203	1
170.1. 2	MITTELSTUETZE (VORNE)	MIDDLE SUPPORT (FRONT)	SUPPORT MEDIAN (AVANT)	SOPORTE CENTRAL (DEL.)	SUPPORTO CENTRALE (ANTERIORE)	A11509374	1
170.1. 3	LAENGSTRAEGER (VORNE)	STRINGER (FRONT)	LONGERON (AVANT)	VIGA LONGITUDINAL (DEL.)	LONGHERONE (ANTERIORE)	A11509474	1
170.1. 4	TUER	DOOR	PORTE	PUERTA	ANTA	A11509574	3
170.1. 5	TUER (VORNE LINKS)	DOOR (FRONTSIDE LEFT)	PORTE (AVANT GAUCHE)	PUERTA (DEL. IZQ.)	ANTA (ANTERIORE SINISTRA)	A11509674	1
170.1. 6	STUETZE (HINTEN LINKS)	SUPPORT (BACKWARD LEFT)	SUPPORT (ARR.GAUCHE)	SOPORTE (ATRAS IZQ.)	SUPPORTO (POSTERIORE SINISTRO)	A11509774	1
170.1. 7	QUERHOLM	CROSSBAR	ENTRETOISE TRANSVERSALE	VIGA TRANSVERSAL	BARRA TRASVERSALE	A11509874	1
170.1. 8	STUETZE (HINTEN RECHTS)	SUPPORT (BACKWARD RIGHT)	SUPPORT (ARR.DROIT)	SOPORTE (ATRAS DER.)	SUPPORTO (POSTERIORE DESTRO)	A11509974	1
170.1. 9	LAENGSTRAEGER (HINTEN)	STRINGER (REAR)	LONGERON (ARR.)	VIGA LONGITUDINAL (ATRAS)	LONGHERONE (POSTERIORE)	A11510074	1
170.1. 10	DACH (RECHTS)	top (RIGHT)	TOIT (DROITE)	TEJADILLO (DER.)	TETTO (DESTRO)	100002187	1
170.1. 11	QUERHOLM (AUSSEN)	CROSSBAR (OUTSIDE)	ENTRETOISE TRANSVERSALE	VIGA TRANSVERSAL (EXT.)	BARRA TRASVERSALE (ESTERNA)	100002204	1
170.1. 12	TUER 1	PANEL	PANNEAU	PANEL	PANNELLO	100002205	1
170.1. 13	TUER 2	PANEL	PANNEAU	PANEL	PANNELLO	100002206	1
170.1. 14	SCHALTSCHRANKTUER-LINKS	CONTROL CABINET DOOR-LEFT	PORTE D'ARMOIRE ELECTR. GAUCHE	PUERTA ARMARIO DISTR. IZQ.	ANTA ARMADIO ELETTRICO SINISTRA	A11510574	1
170.1. 15	SCHALTSCHRANKTUER-RECHTS	CONTROL CABINET DOOR-RIGHT	PORTE D'ARMOIRE ELECTR. DROITE	PUERTA ARMARIO DISTR.DER.	ANTA ARMADIO ELETTRICO DESTRA	100002207	1
170.1. 16	MITTELSTUETZE-SCHALTSCHRANK	MIDDLE SUPPORT-CONTROL CA	SUPPORT MEDIAN -ARMOIRE ELECTR.	SOPORTE CENTRAL ARMARIO DISTR.	SUPPORTO CENTRALE ARM.ELETTTR.	A11510774	1
170.1. 17	ECKSTUETZE (HINTEN RECHTS)	CORNER SUPPORT (REAR RIGHT)	SUPPORT D'ANGLE (ARR DROIT)	SOPORTE ANGULAR (ATRAS DER.)	SUPPORTO ANGOLO (POST. DESTRO)	100002208	1
170.1. 19	ABDECKBLENDE (LINKS)	SHUTTER (LEFT)	ECRAN DE PROTECTION (GAUCHE)	PROTECTOR (IZQ.)	SCHERMO DI PROTEZIONE (SINIST.)	A11511074	1
170.1. 20	ABDECKBLENDE (RECHTS)	SHUTTER (RIGHT)	ECRAN DE PROTECTION (DROIT)	PROTECTOR (DER.)	SCHERMO DI PROTEZIONE (DESTRO)	A11511174	1
170.1. 21	ECKSTUETZE (VORNE LINKS)	CORNER SUPPORT (FRONT LEFT)	SUPPORT D'ANGLE (AVANT GAUCHE)	SOPORTE ANGULAR (DEL. IZQ.)	SUPPORTO ANGOLO (ANT.SINISTRO)	A11511274	1
170.1. 22	ECKSTUETZE (HINTEN LINKS)	CORNER SUPPORT (REAR LEFT)	SUPPORT D'ANGLE (ARR GAUCHE)	SOPORTE ANGULAR (ATRAS IZQ.)	SUPPORTO ANGOLO (POST.SINIST.)	A11511374	1
170.1. 23	QUERHOLM (AUSSEN LINKS)	CROSSBAR (OUTSIDE LEFT)	ENTRETOISE TRANSVERS. (EXTERIEUR GAUCHE)	VIGA TRANSVERSAL (EXT. IZQ.)	BARRA TRASVERS. (ESTERNA SIN.)	A11511474	1
170.1. 24	TRENNWAND (VORNE UNTEN)	DIVIDING WALL (FRONTSIDE)	PAROI DE SEPARATION (AVANT EN BAS)	TABIQUE SEPARADOR (DEL. ABAJO)	DIVISORIO (ANTERIORE, INFERIORE)	A11511574	1
170.1. 25	TRENNWAND (VORNE OBEN)	DIVIDING WALL (FRONTSIDE)	PAROI DE SEPERATION (AVANT EN HAUT)	TABIQUE SEPARADOR (DEL. ARRIBA)	DIVISORIO (ANTERIORE, SUPERIORE)	A11511674	1
170.1. 26	SCHALTSCHRANK	CONTROL CABINET	ARMOIRE ELECTRIQUE	ARMARIO DISTRIBUCION	ARMADIO ELETTRICO	A11511774	1
170.1. 28	TRENNWAND HINTEN	DIVIDING WALL REAR	PAROI DE SEPERATION ARR.	TABIQUE SEPARADOR ATRAS	DIVISORIO POSTERIORE	A11517374	1
170.1. 29	DACH (LINKS)	TOP (LEFT)	TOIT (GAUCHE)	TEJADILLO (IZQ.)	TETTO (SINISTRO)	A11517474	1
170.1. 30	ABDECKBLECH ZULUFT	COVER PLATE - AIR INLET	TOLE DE PROTECTION - AIR AMENE	CHAPA COBERTORA ENTRADA AIRE	LAMIERA COPERT.INGRESSO ARIA	A11520674	1

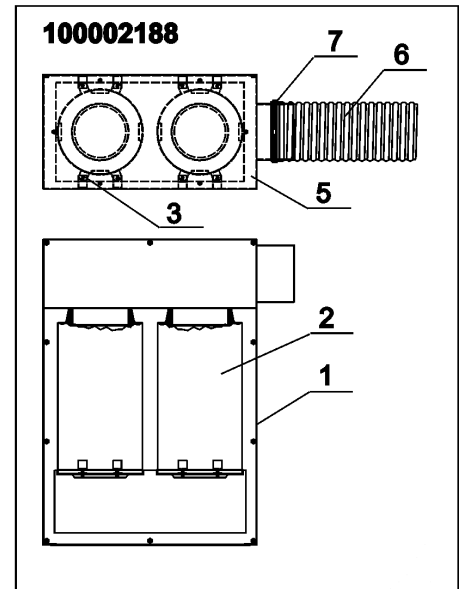
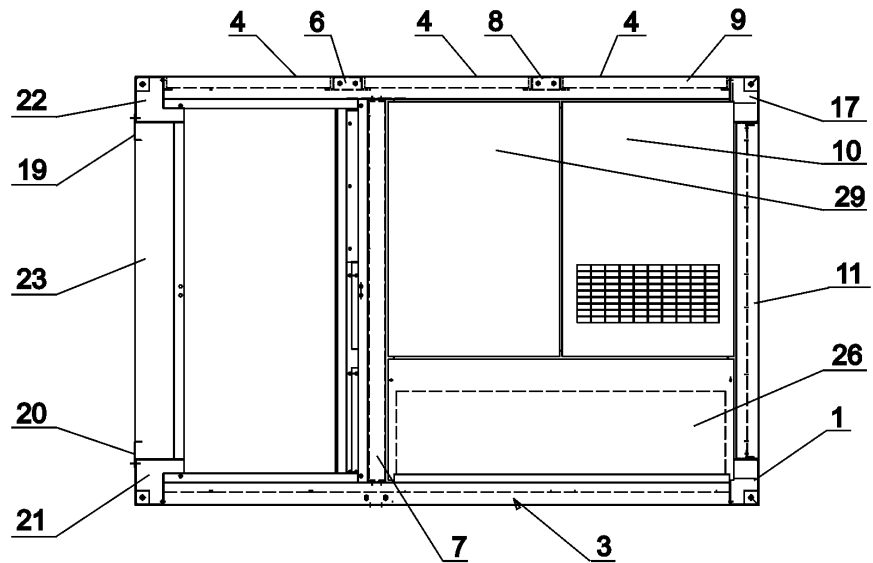
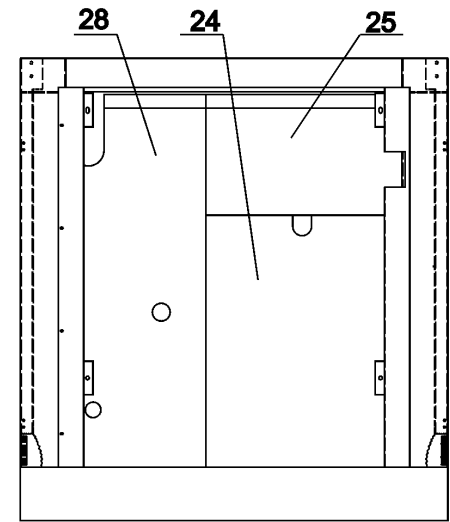
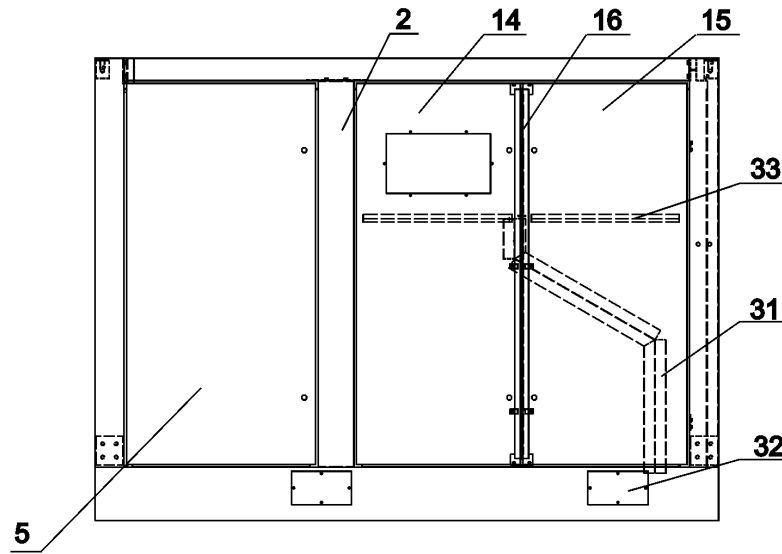
100006920



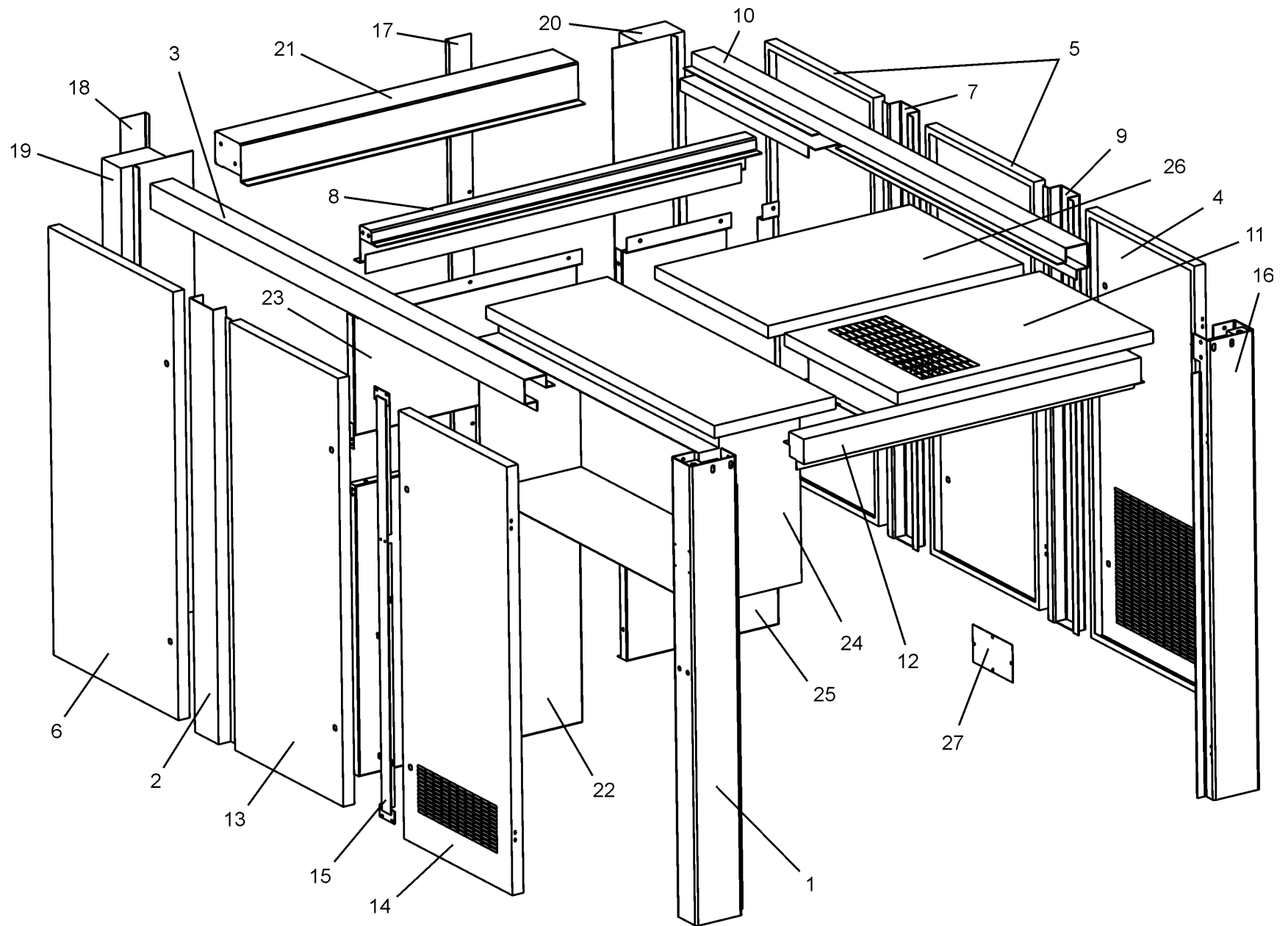




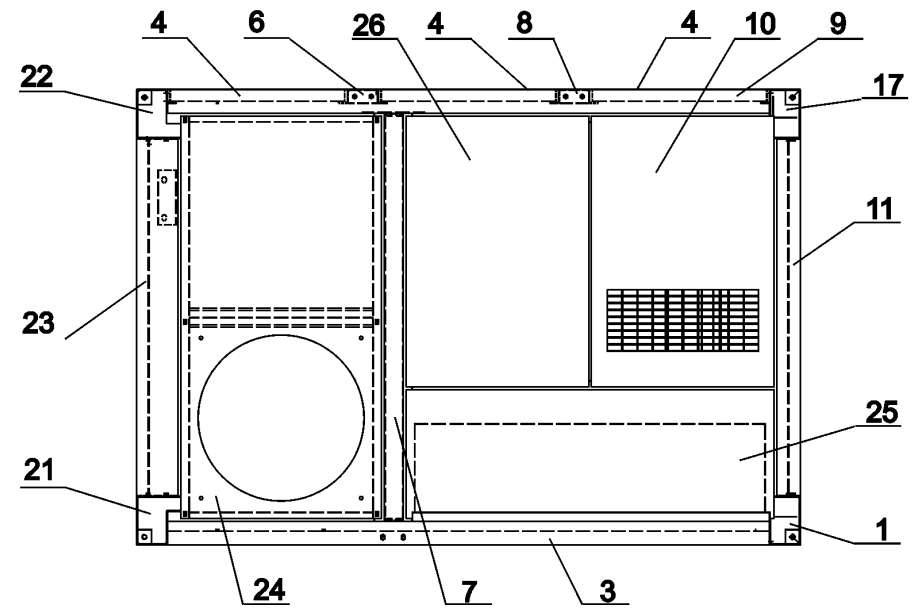
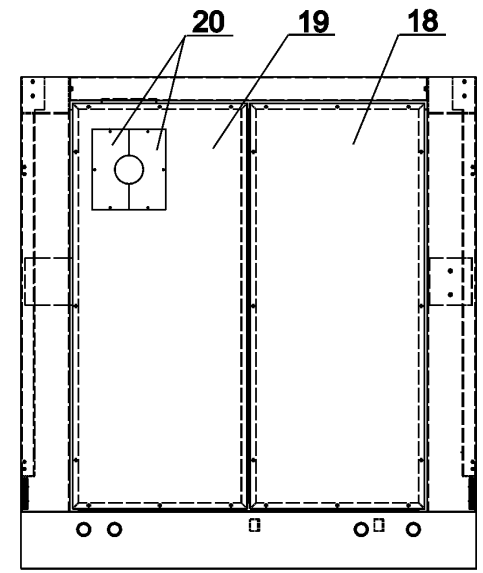
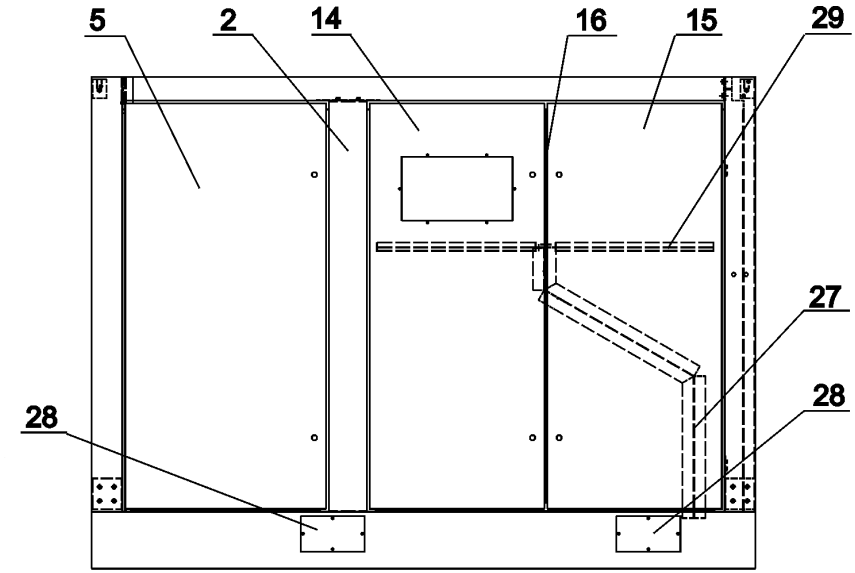
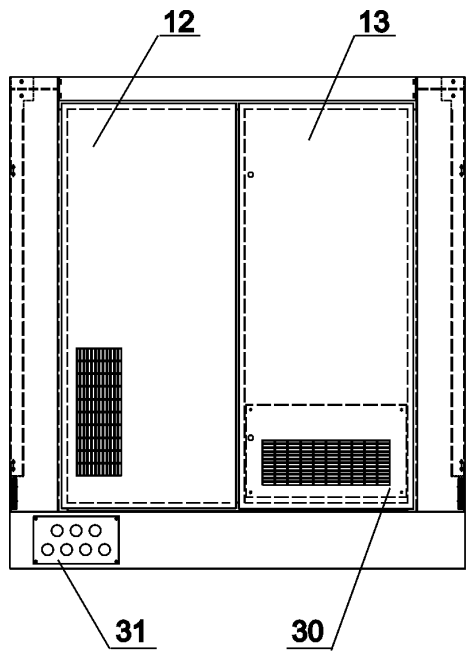
100006920



Pos	BENENNUNG	DESCRIPTION	DESIGNATION	DENOMINACION	DESCRIZIONE	Lager Nr. Stock Nr. N° de magasin N° de almacén N° de magazzino	Menge Qty. Quant. Cantidad
170. 1	BLECHTEILE KPL. - A L160RS-L250RS	SHEET METAL PARTS COMPL. L160RS-L250RS	PIECES TOLE COMPL. L160RS-L250RS	PIEZAS DE CHAPA CPL. L160RS-L250RS	PEZZI LAMIERA COMPL. L160RS-L250RS	100008447	
170.1. 1	ECKSTUETZE (VORNE RECHTS)	CORNER SUPPORT (FRONT RIG	APPUI D'ANGLE (AVANT DROIT)	SOPORTE ANGULAR (DEL. DER.)	SUPPORTO ANGOLO (ANT. DESTRO)	100008116	1
170.1. 2	MITTELSTUETZE (VORNE)	MIDDLE SUPPORT (FRONT)	SUPPORT MEDIAN (AVANT)	SOPORTE CENTRAL (DEL.)	SUPPORTO CENTRALE (ANTERIORE)	A11509374	1
170.1. 3	LAENGSTRAEGER (VORNE)	STRINGER (FRONT)	LONGERON (AVANT)	VIGA LONGITUDINAL (DEL.)	LONGHERONE (ANTERIORE)	A11509474	1
170.1. 4	TUER	DOOR	PORTE	PUERTA	ANTA	100008119	1
170.1. 5	TUER	DOOR	PORTE	PUERTA	ANTA	A11509574	2
170.1. 6	TUER (VORNE LINKS)	DOOR (FRONTSIDE LEFT)	PORTE (AVANT GAUCHE)	PUERTA (DEL. IZQ.)	ANTA (ANTERIORE SINISTRA)	A11509674	1
170.1. 7	STUETZE (HINTEN LINKS)	SUPPORT (BACKWARD LEFT)	SUPPORT (ARR.GAUCHE)	SOPORTE (ATRAS IZQ.)	SUPPORTO (POSTERIORE SINISTRO)	A11509774	1
170.1. 8	QUERHOLM	CROSSBAR	ENTRETOISE TRANSVERSALE	VIGA TRANSVERSAL	BARRA TRASVERSALE	A11509874	1
170.1. 9	STUETZE (HINTEN RECHTS)	SUPPORT (BACKWARD RIGHT)	SUPPORT (ARR.DROIT)	SOPORTE (ATRAS DER.)	SUPPORTO (POSTERIORE DESTRO)	A11509974	1
170.1. 10	LAENGSTRAEGER (HINTEN)	STRINGER (REAR)	LONGERON (ARR.)	VIGA LONGITUDINAL (ATRAS)	LONGHERONE (POSTERIORE)	A11510074	1
170.1. 11	DACH (RECHTS)	top (RIGHT)	TOIT (DROITE)	TEJADILLO (DER.)	TETTO (DESTRO)	100002187	1
170.1. 12	QUERHOLM (AUSSEN)	CROSSBAR (OUTSIDE)	ENTRETOISE TRANSVERSALE	VIGA TRANSVERSAL (EXT.)	BARRA TRASVERSALE (ESTERNA)	100002204	1
170.1. 13	SCHALTSCHRANKTUER-LINKS	CONTROL CABINET DOOR-LEFT	PORTE D'ARMOIRE ELECTR. GAUCHE	PUERTA ARMARIO DISTR. IZQ.	ANTA ARMADIO ELETTRICO SINISTRA	100008181	1
170.1. 14	SCHALTSCHRANKTUER-RECHTS	CONTROL CABINET DOOR-RIGHT	PORTE D'ARMOIRE ELECTR. DROITE	PUERTA ARMARIO DISTR.DER.	ANTA ARMADIO ELETTRICO DESTRA	100008117	1
170.1. 15	MITTELSTUETZE-SCHALTSCHRANK	MIDDLE SUPPORT-CONTROL CA	SUPPORT MEDIAN -ARMOIRE ELECTR.	SOPORTE CENTRAL ARMARIO DISTR.	SUPPORTO CENTRALE ARM.ELETTR.	A11510774	1
170.1. 16	ECKSTUETZE (HINTEN RECHTS)	CORNER SUPPORT (REAR RIGHT)	SUPPORT D'ANGLE (ARR DROIT)	SOPORTE ANGULAR (ATRAS DER.)	SUPPORTO ANGOLO (POST. DESTRO)	100008115	1
170.1. 17	ABDECKBLENDE (LINKS)	SHUTTER (LEFT)	ECRAN DE PROTECTION (GAUCHE)	PROTECTOR (IZQ.)	SCHERMO DI PROTEZIONE (SINIST.)	A11511074	1
170.1. 18	ABDECKBLENDE (RECHTS)	SHUTTER (RIGHT)	ECRAN DE PROTECTION (DROIT)	PROTECTOR (DER.)	SCHERMO DI PROTEZIONE (DESTRO)	A11511174	1
170.1. 19	ECKSTUETZE (VORNE LINKS)	CORNER SUPPORT (FRONT LEFT)	SUPPORT D'ANGLE (AVANT GAUCHE)	SOPORTE ANGULAR (DEL. IZQ.)	SUPPORTO ANGOLO (ANT.SINISTRO)	A11511274	1
170.1. 20	ECKSTUETZE (HINTEN LINKS)	CORNER SUPPORT (REAR LEFT)	SUPPORT D'ANGLE (ARR GAUCHE)	SOPORTE ANGULAR (ATRAS IZQ.)	SUPPORTO ANGOLO (POST.SINIST.)	A11511374	1
170.1. 21	QUERHOLM (AUSSEN LINKS)	CROSSBAR (OUTSIDE LEFT)	ENTRETOISE TRANSVERS. (EXTERIEUR GAUCHE)	VIGA TRANSVERSAL (EXT. IZQ.)	BARRA TRASVERS. (ESTERNA SIN.)	A11511474	1
170.1. 22	TRENNWAND (VORNE UNTEN)	DIVIDING WALL (FRONTSIDE)	PAROI DE SEPARATION (AVANT EN BAS)	TABIQUE SEPARADOR (DEL. ABAJO)	DIVISORIO (ANTERIORE, INFERIORE)	A11511574	1
170.1. 23	TRENNWAND (VORNE OBEN)	DIVIDING WALL (FRONTSIDE)	PAROI DE SEPERATION (AVANT EN HAUT)	TABIQUE SEPARADOR (DEL. ARRIBA)	DIVISORIO (ANTERIORE, SUPERIORE)	A11511674	1
170.1. 24	SCHALTSCHRANK	CONTROL CABINET	ARMOIRE ELECTRIQUE	ARMARIO DISTRIBUCION	ARMADIO ELETTRICO	A11511774	1
170.1. 25	TRENNWAND HINTEN	DIVIDING WALL REAR	PAROI DE SEPERATION ARR.	TABIQUE SEPARADOR ATRAS	DIVISORIO POSTERIORE	A11517374	1
170.1. 26	DACH (LINKS)	TOP (LEFT)	TOIT (GAUCHE)	TEJADILLO (IZQ.)	TETTO (SINISTRO)	A11517474	1
170.1. 27	ABDECKBLECH	COVER PLATE	TOLE DE PROTECTION	CHAPA RECUBRIDORA	LAMIERA DI COPERTURA	100001645	5

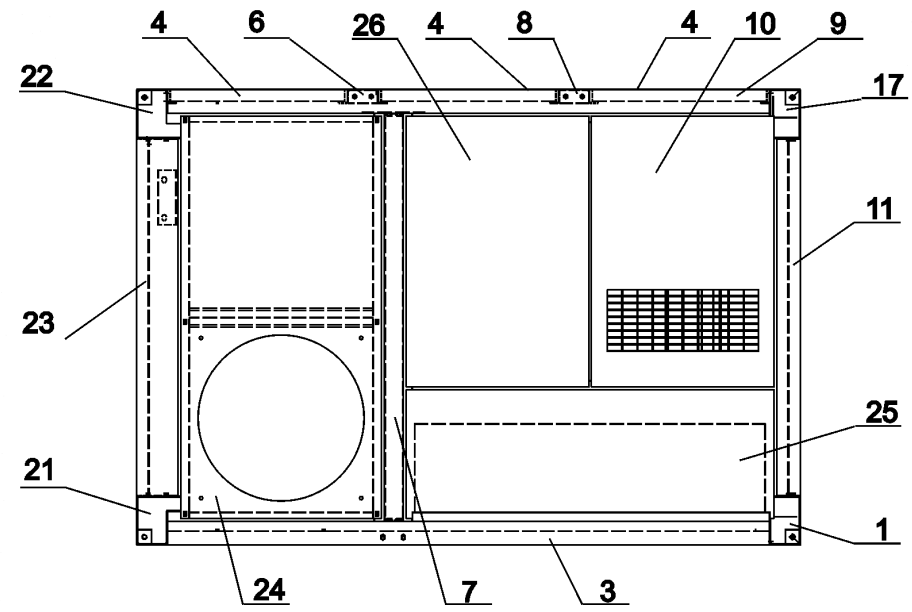
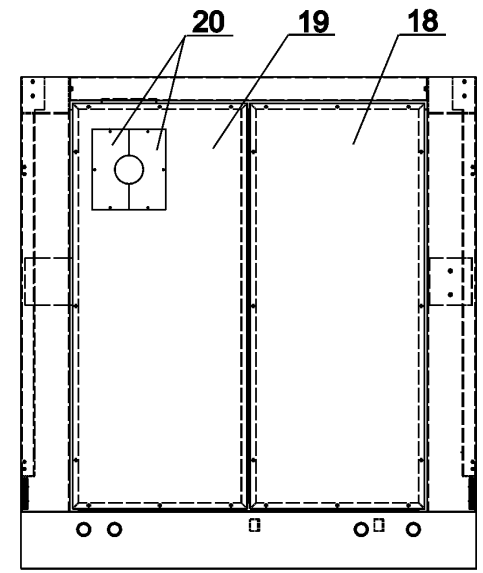
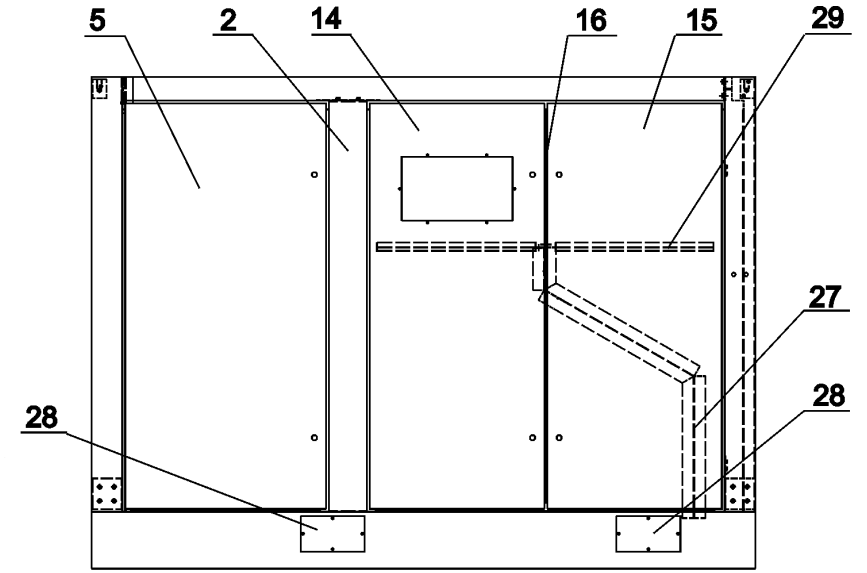
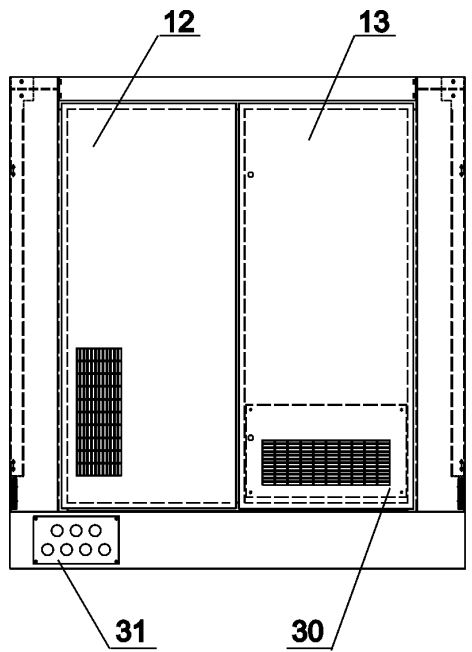


Pos	BENENNUNG	DESCRIPTION	DESIGNATION	DENOMINACION	DESCRIZIONE	Lager Nr. Stock Nr. N° de magasin N° de almacén N° de magazzino	Menge Qty. Quant. Cantidad
170. 1	BLECHTEILE KPL. - W	SHEET METAL PARTS COMPL. - W	PIECES TOLE COMPL. - W	PIEZAS DE CHAPA CPL. - W	PEZZI LAMIERA - W	100006919	
170.1. 1	ECKSTUETZE (VORNE RECHTS)	CORNER SUPPORT (FRONT RIGHT)	APPUI DE ANGLE (DROITE AVANTE)	APOYO ANGULAR (DER.)	SUPPORTO ANGOLO (ANT. DESTRO)	100002203	1
170.1. 2	MITTELSTUETZE (VORNE)	MIDDLE SUPPORT (FRONT)	SUPPORT MEDIAN (AVANTE)	SOPORTE MEDIANO (DELANTERO)	SUPPORTO CENTRALE (ANTERIORE)	A11509374	1
170.1. 3	LAENGSTRAEGER (VORNE)	STRINGER (FRONT)	LONGERON (AVANTE)	LARGUERO	LONGHERONE (ANTERIORE)	A11509474	1
170.1. 4	TUER	DOOR	PORTE	PUERTA	ANTA	A11509574	3
170.1. 5	TUER (VORNE LINKS)	DOOR (FRONTSIDE LEFT)	PORTE (ANVANTE GAUCHE)	PUERTA (DELANTERO IZQ.)	ANTA (ANTERIORE SINISTRA)	A11509674	1
170.1. 6	STUETZE (HINTEN LINKS)	SUPPORT (BACKWARD LEFT)	SUPPORT (ARR.GAUCHE)	SOPORTE (TRASERO IZQ.)	SUPPORTO (POSTERIORE SINISTRO)	A11509774	1
170.1. 7	QUERHOLM	CROSSBAR	ENTRETOISE TRANSVERSALE	SOPORTE TRANSVERSAL	BARRA TRASVERSALE	A11509874	1
170.1. 8	STUETZE (HINTEN RECHTS)	SUPPORT (BACKWARD RIGHT)	SUPPORT (ARR.DROITE)	SOPORTE (TRASERO DER.)	SUPPORTO (POSTERIORE DESTRO)	A11509974	1
170.1. 9	LAENGSTRAEGER (HINTEN)	STRINGER (REAR)	LONGERON (ARR.)	LAGUERO (TRASERO)	LONGHERONE (POSTERIORE)	A11510074	1
170.1. 10	DACH (RECHTS)	TOP (RIGHT)	TOIT (DROITE)	TEJADILLO (DER.)	TETTO (DESTRO)	100002187	1
170.1. 11	QUERHOLM (AUSSEN)	CROSSBAR (OUTSIDE)	ENTRETOISE TRANSVERSALE	SOPORTE TRANSVERSAL	BARRA TRASVERSALE (ESTERNA)	100002204	1
170.1. 12	TUER 1	PANEL	PANNEAU	PANEL	PANNELLO	100002205	1
170.1. 13	TUER 2	PANEL	PANNEAU	PANEL	PANNELLO	100002206	1
170.1. 14	SCHALTSCHRANKTUER-LINKS	CONTROL CABINET DOOR-LEFT	PORTE DE ARMOIRE ELECTRIQUE-GAUCHE	PUERTO DEL AMARIO DE DISTR.IZQ.	ANTA ARMADIO ELETTRICO SINISTRA	A11510574	1
170.1. 15	SCHALTSCHRANKTUER-RECHTS	CONTROL CABINET DOOR-RIGHT	PORTE D'ARMOIRE ELECTR. DROITE	PUERTA ARMARIO DISTR.DER.	ANTA ARMADIO ELETTRICO DESTRA	100002207	1
170.1. 16	MITTELSTUETZE-SCHALTSCHRANK	MIDDLE SUPPORT-CONTROL CABINET	MEDIAN SUPPORT-ARMOIRE ELECTRIQUE	SOPORTE-ARMARIO DE DISTRIBUCION	SUPPORTO CENTRALE ARM.ELETTTR.	A11510774	1
170.1. 17	ECKSTUETZE (HINTEN RECHTS)	CORNER SUPPORT (REAR RIGHT)	ANGLE DE SUPPORT (ARR DROITE)	SOPORTE ANGULA (TRASERO DER.)	SUPPORTO ANGOLO (POST. DESTRO)	100002208	1
170.1. 18	PANEEL	PANEL	PANNEAU	PANEL	PANNELLO	A11518074	1
170.1. 19	PANEEL LUFTKUEHLER	PANEL AIR COOLER	PANNEAU REFROIDISSEUR A AIR	PANEL RADIADOR DE AIRE	PANNELLO REFRIGERATORE ARIA	A11517574	1
170.1. 20	HALBSCHALE	SHELL	CUVETTE	CUBETA	CONCHIGLIA	A11518274	2
170.1. 21	ECKSTUETZE VORNE LINKS	CORNER SUPPORT (FRONT LEFT)	SUPPORT D'ANGLE (AVANT GAUCHE)	SOPORTE ANGULAR (DEL. IZQ.)	SUPPORTO ANGOLO (ANT.SINISTRO)	A11517874	1
170.1. 22	ECKSTUETZE HINTEN LINKS	CORNER SUPPORT (REAR LEFT)	SUPPORT D'ANGLE (ARR GAUCHE)	SOPORTE ANGULAR (ATRAS IZQ.)	SUPPORTO ANGOLO (POST.SINIST.)	A11517974	1
170.1. 23	QUERHOLM LINKS	CROSSBAR (OUTSIDE LEFT)	ENTRETOISE TRANSVERS. (EXTERIEUR GAUCHE)	VIGA TRANSVERSAL (EXT. IZQ.)	BARRA TRASVERS. (ESTERNA SIN.)	A11517674	1
170.1. 24	PANEEL LUEFTER	PANEL FAN	PANNEAU VENTILATEUR	PANEL VENTILADOR	PANNELLO VENTILATORE	A11517774	1
170.1. 25	SCHALTSCHRANK	CONTROL CABINET	ARMOIRE ELECTRIQUE	ARMARIO DE DISTRIBUCION	ARMADIO ELETTRICO	A11511774	1
170.1. 26	DACH (LINKS)	TOP (LEFT)	TOIT (GAUCHE)	TECHO (IZQ.)	TETTO (SINISTRO)	A11517474	1
170.1. 28	ABDECKBLECH	COVER PLATE	TOLE DE PROTECTION	CHAPA RECUBRIDORA	LAMIERA DI COPERTURA	100001645	5
170.1. 29	ABDECKBLECH ELEKTRO	COVER PLATE ELECTRIC	TOLE DE PROTECTION DE ELECTRIQUE	CHAPA RECUBRIDORA - ELECTR.	LAMIERA COPERTURA ELETTR.	A11522374	1



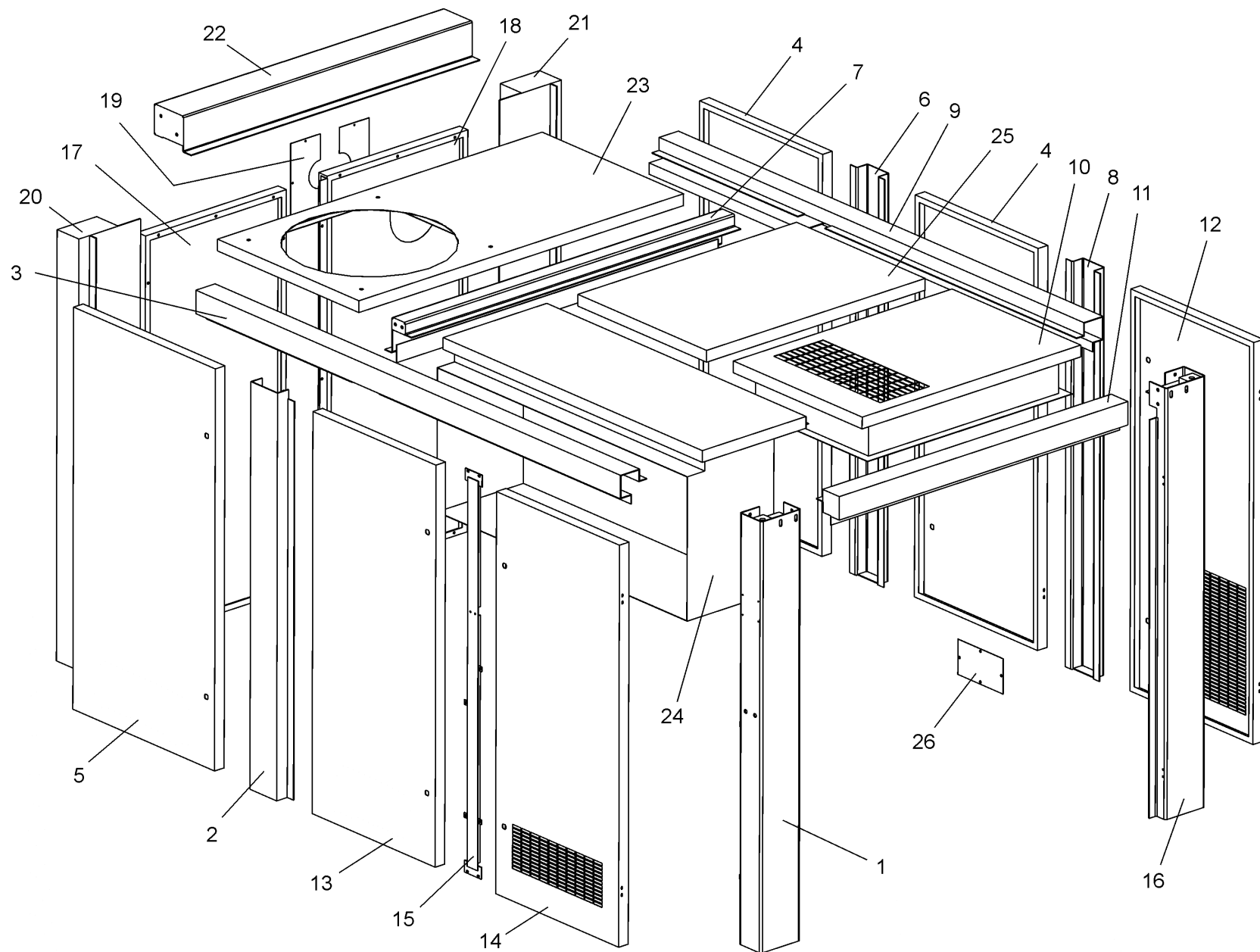
100001643





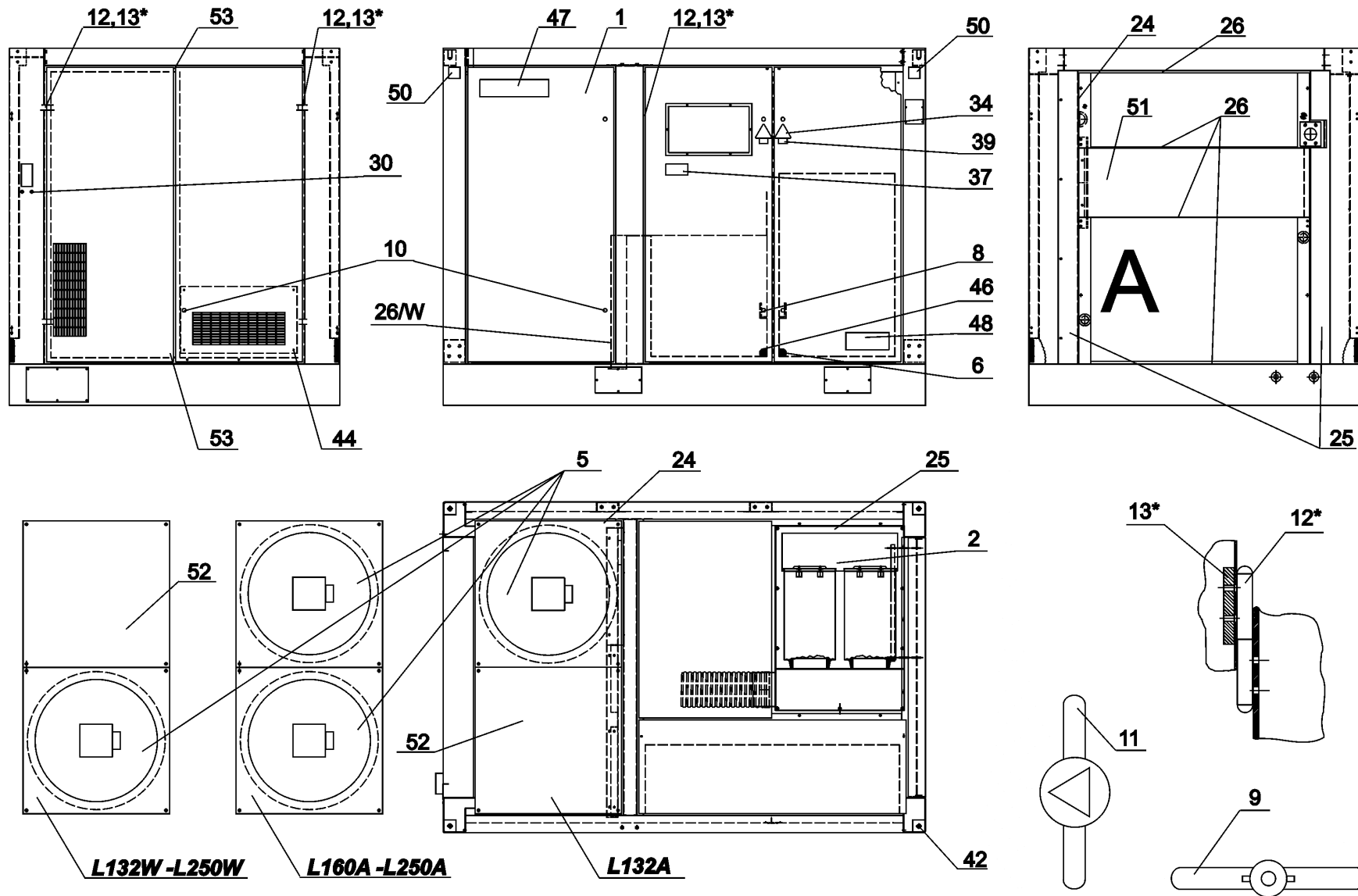
100001643

Pos	BENENNUNG	DESCRIPTION	DESIGNATION	DENOMINACION	DESCRIZIONE	Lager Nr. Stock Nr. N° de magasin N° de almacén N° de magazzino	Menge Qty. Quant. Cantidad
170. 1	BLECHTEILE KPL. - W L160RS-L250RS	SHEET METAL PARTS COMPL. L160RS-L250RS	PIECES TOLE COMPL. L160RS-L250RS	PIEZAS DE CHAPA CPL. L160RS-L250RS	PEZZI LAMIERA COMPL. L160RS-L250RS	100009547	
170.1. 1	ECKSTUETZE (VORNE RECHTS)	CORNER SUPPORT (FRONT RIG	APPUI D'ANGLE (AVANT DROIT)	SOPORTE ANGULAR (DEL. DER.)	SUPPORTO ANGOLO (ANT. DESTRO)	100008116	1
170.1. 2	MITTELSTUETZE (VORNE)	MIDDLE SUPPORT (FRONT)	SUPPORT MEDIAN (AVANT)	SOPORTE CENTRAL (DEL.)	SUPPORTO CENTRALE (ANTERIORE)	A11509374	1
170.1. 3	LAENGSTRAEGER (VORNE)	STRINGER (FRONT)	LONGERON (AVANT)	VIGA LONGITUDINAL (DEL.)	LONGHERONE (ANTERIORE)	A11509474	1
170.1. 4	TUER	DOOR	PORTE	PUERTA	ANTA	A11509574	2
170.1. 5	TUER (VORNE LINKS)	DOOR (FRONTSIDE LEFT)	PORTE (AVANT GAUCHE)	PUERTA (DEL. IZQ.)	ANTA (ANTERIORE SINISTRA)	A11509674	1
170.1. 6	STUETZE (HINTEN LINKS)	SUPPORT (BACKWARD LEFT)	SUPPORT (ARR.GAUCHE)	SOPORTE (ATRAS IZQ.)	SUPPORTO (POSTERIORE SINISTRO)	A11509774	1
170.1. 7	QUERHOLM	CROSSBAR	ENTRETOISE TRANSVERSALE	VIGA TRANSVERSAL	BARRA TRASVERSALE	A11509874	1
170.1. 8	STUETZE (HINTEN RECHTS)	SUPPORT (BACKWARD RIGHT)	SUPPORT (ARR.DROIT)	SOPORTE (ATRAS DER.)	SUPPORTO (POSTERIORE DESTRO)	A11509974	1
170.1. 9	LAENGSTRAEGER (HINTEN)	STRINGER (REAR)	LONGERON (ARR.)	VIGA LONGITUDINAL (ATRAS)	LONGHERONE (POSTERIORE)	A11510074	1
170.1. 10	DACH (RECHTS)	top (RIGHT)	TOIT (DROITE)	TEJADILLO (DER.)	TETTO (DESTRO)	100002187	1
170.1. 11	QUERHOLM (AUSSEN)	CROSSBAR (OUTSIDE)	ENTRETOISE TRANSVERSALE	VIGA TRANSVERSAL (EXT.)	BARRA TRASVERSALE (ESTERNA)	100002204	1
170.1. 12	TUER	DOOR	PORTE	PUERTA	ANTA	100008119	1
170.1. 13	SCHALTSCHRANKTUER-LINKS	CONTROL CABINET DOOR-LEFT	PORTE D'ARMOIRE ELECTR. GAUCHE	PUERTA ARMARIO DISTR. IZQ.	ANTA ARMADIO ELETTRICO SINISTRA	100008181	1
170.1. 14	SCHALTSCHRANKTUER-RECHTS	CONTROL CABINET DOOR-RIGHT	PORTE D'ARMOIRE ELECTR. DROITE	PUERTA ARMARIO DISTR.DER.	ANTA ARMADIO ELETTRICO DESTRA	100008117	1
170.1. 15	MITTELSTUETZE-SCHALTSCHRANK	MIDDLE SUPPORT-CONTROL CA	SUPPORT MEDIAN -ARMOIRE ELECTR.	SOPORTE CENTRAL ARMARIO DISTR.	SUPPORTO CENTRALE ARM.ELETTR.	A11510774	1
170.1. 16	ECKSTUETZE (HINTEN RECHTS)	CORNER SUPPORT (REAR RIGHT)	SUPPORT D'ANGLE (ARR DROIT)	SOPORTE ANGULAR (ATRAS DER.)	SUPPORTO ANGOLO (POST. DESTRO)	100008115	1
170.1. 17	PANEEL	PANEL	PANNEAU	PANEL	PANNELLO	A11518074	1
170.1. 18	PANEEL LUFTKUEHLER	PANEL AIR COOLER	PANNEAU REFROIDISSEUR A AIR	PANEL RADIADOR DE AIRE	PANNELLO REFRIGERATORE ARIA	A11517574	1
170.1. 19	HALBSCHALE	SHELL	CUVETTE	CUBETA	CONCHIGLIA	A11518274	2
170.1. 20	ECKSTUETZE (VORNE LINKS)	CORNER SUPPORT (FRONT LEFT)	SUPPORT D'ANGLE (AVANT GAUCHE)	SOPORTE ANGULAR (DEL. IZQ.)	SUPPORTO ANGOLO (ANT.SINISTRO)	A11517874	1
170.1. 21	ECKSTUETZE (HINTEN LINKS)	CORNER SUPPORT (REAR LEFT)	SUPPORT D'ANGLE (ARR GAUCHE)	SOPORTE ANGULAR (ATRAS IZQ.)	SUPPORTO ANGOLO (POST.SINIST.)	A11517974	1
170.1. 22	QUERHOLM (AUSSEN LINKS)	CROSSBAR (OUTSIDE LEFT)	ENTRETOISE TRANSVERS. (EXTERIEUR GAUCHE)	VIGA TRANSVERSAL (EXT. IZQ.)	BARRA TRASVERS. (ESTERNA SIN.)	A11517674	1
170.1. 23	PANEEL LUEFTER	PANEL FAN	PANNEAU VENTILATEUR	PANEL VENTILADOR	PANELLO VENTILATORE	A11517774	1
170.1. 24	SCHALTSCHRANK	CONTROL CABINET	ARMOIRE ELECTRIQUE	ARMARIO DISTRIBUCION	ARMADIO ELETTRICO	A11511774	1
170.1. 25	DACH (LINKS)	TOP (LEFT)	TOIT (GAUCHE)	TEJADILLO (IZQ.)	TETTO (SINISTRO)	A11517474	1
170.1. 26	ABDECKBLECH	COVER PLATE	TOLE DE PROTECTION	CHAPA RECUBRIDORA	LAMIERA DI COPERTURA	100001645	1



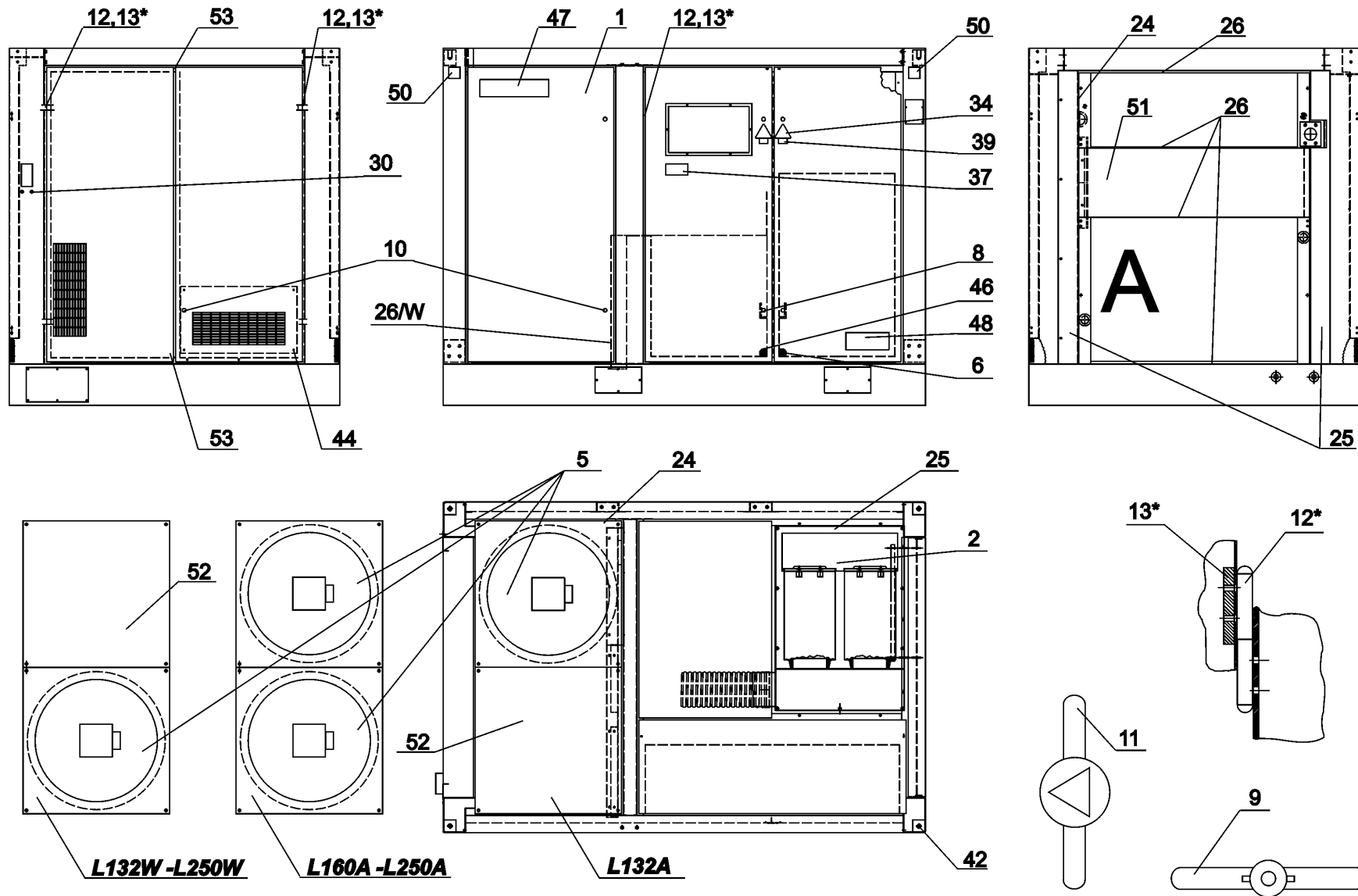
Pos	BENENNUNG	DESCRIPTION	DESIGNATION	DENOMINACION	DESCRIZIONE	Lager Nr. Stock Nr. N° de magasin N° de almacén N° de magazzino	Menge Qty. Quant. Cantidad
170	VERKLEIDUNG KPL. - A	CASING COMPL. - A	HABILLAGE CPL. - A	PROTECCION COMPLETA - A	RIVESTIMENTO COMPL. - A	100008467	
170	VERKLEIDUNG KPL. - W	CASING COMPL. - W	HABILLAGE CPL. - W	PROTECCION COMPLETA - W	RIVESTIMENTO COMPL. - W	100009546	
170. 1	BLECHTEILE KPL. - A	SHEET METAL PARTS COMPL. - A	PIECES TOLE COMPL. - A	PIEZAS DE CHAPA CPL. - A	PEZZI LAMIERA COMPL. - A	100006920	1
170. 1	BLECHTEILE KPL. - A L160RS-L250RS	SHEET METAL PARTS COMPL. - A L160RS-L250RS	PIECES TOLE COMPL. - A L160RS-L250RS	PIEZAS DE CHAPA CPL. - A L160RS-L250RS	PEZZI LAMIERA COMPL. - A L160RS-L250RS	100008447	1
170. 1	BLECHTEILE KPL. - W	SHEET METAL PARTS COMPL. - W	PIECES TOLE COMPL. - W	PIEZAS DE CHAPA CPL. - W	PEZZI LAMIERA COMPL. - W	100006919	1
170. 1	BLECHTEILE KPL. - W L160RS-L250RS	SHEET METAL PARTS COMPL. - W	PIECES TOLE COMPL. - W	PIEZAS DE CHAPA CPL. - W	PEZZI LAMIERA COMPL. - W	100009547	1
170. 2	LUFTFILTEREINHEIT KPL.	AIR FILTER UNIT COMPL.	FILTRE A AIR UNITE CPL.	UNIDAD FILTRO DE AIRE COMPL.	UNITA' FILTRO ARIA CPL.	100002188	1
170. 3	DAEMMATTENSATZ-TUEREN L132-250 A	SET OF INSULATING MATS-PANEL L132-250 A	JEU DE NATTES ISOLANTES-PANNEAU L132-250 A	KIT ESTERAS AISLANTES-PANEL L132-250 A	SET PANNELLI ISOLANTI-PANNELLO L132-250 A	100002886	1
170. 3	DAEMMATTENSATZ-TUEREN L160RS-L250RS A	SET OF INSULATING MATS-PANEL L160RS-L250RS A	JEU DE NATTES ISOLANTES-PANNEAU L160RS-L250RS A	KIT ESTERAS AISLANTES-PANEL L160RS-L250RS A	SET PANNELLI ISOLANTI-PANNELLO L160RS-L250RS A	100008403	1
170. 3	DAEMMATTENSATZ-TUEREN L132-250 W	SET OF INSULATING MATS-PANEL L132-250 W	JEU DE NATTES ISOLANTES-PANNEAU L132-250 W	KIT ESTERAS AISLANTES-PANEL L132-250 W	SET PANNELLI ISOLANTI-PANNELLO L132-250 W	100002887	1
170. 3	DAEMMATTENSATZ-TUEREN L160RS-L250RS W	SET OF INSULATING MATS-PANEL L160RS-L250RS W	JEU DE NATTES ISOLANTES-PANNEAU L160RS-L250RS W	KIT ESTERAS AISLANTES-PANEL L160RS-L250RS W	SET PANNELLI ISOLANTI-PANNELLO L160RS-L250RS W	100009549	1
170. 4	KLEMMLEISTENSATZ - W	SET OF TERMINAL STRIPS - W	JEU DE BORNES PLATES - W	KIT REGLETA DE BORNES - W	SET MORSETTIERE - W	100000480	1
170. 4	KLEMMLEISTENSATZ - W 200/250 KW - RS	SET OF TERMINAL STRIPS 200/250 KW - RS	JEU DE BORNES PLATES 200/250 KW - RS	KIT REGLETA DE BORNES 200/250 KW - RS	SET MORSETTIERE 200/250 KW - RS	100009550	1
170. 4	KLEMMLEISTENSATZ - A 200/250 KW - RS	SET OF TERMINAL STRIPS 200/250 KW - RS	JEU DE BORNES PLATES 200/250 KW - RS	KIT REGLETA DE BORNES 200/250 KW - RS	SET MORSETTIERE 200/250 KW - RS	100008404	1
170. 4	KLEMMLEISTENSATZ - A 160 KW - RS	SET OF TERMINAL STRIPS 160 KW - RS	JEU DE BORNES PLATES 160 KW - RS	KIT REGLETA DE BORNES 160 KW - RS	SET MORSETTIERE 160 KW - RS	100008405	1
170. 4	KLEMMLEISTENSATZ 200/250 KW - A	SET OF TERMINAL STRIPS 200/250 KW - A	JEU DE BORNES PLATES 200/250 KW - A	KIT REGLETA DE BORNES 200/250 KW - A	SET MORSETTIERE 200/250 KW - A	A11512474	1
170. 4	KLEMMLEISTENSATZ 132/160 KW - A	SET OF TERMINAL STRIPS 132/160 KW - A	JEU DE BORNES PLATES 132/160 KW - A	KIT REGLETA DE BORNES 132/160 KW - A	SET MORSETTIERE 132/160 KW - A	A11512574	1
170. 5	LUEFTER 550 / 1.8KW- 460V 60Hz - W	FAN	VENTILATEUR	VENTILADOR	VENTILATORE	100002242	1
170. 5	LUEFTER 550 / 1,8 KW- 230V 60Hz - W	FAN	VENTILATEUR	VENTILADOR	VENTILATORE	ZS1073984	1
170. 5	LUEFTER 550 / 1,8 KW- 380V 60Hz - W	FAN	VENTILATEUR	VENTILADOR	VENTILATORE	ZS1073987	1
170. 5	LUEFTER 550 / 1,8 KW- 460V 60Hz - W	FAN	VENTILATEUR	VENTILADOR	VENTILATORE	ZS1073985	1
170. 5	LUEFTER 550 / 1,8 KW- 575V 60Hz - W	FAN	VENTILATEUR	VENTILADOR	VENTILATORE	ZS1073989	1
170. 5	LUEFTER 550 / 1,1 KW- 380V 50Hz - W	FAN	VENTILATEUR	VENTILADOR	VENTILATORE	100004228	1
170. 5	LUEFTER 550 / 1,1 KW- 230/400V 50Hz - W	FAN	VENTILATEUR	VENTILADOR	VENTILATORE	A11514974	1
170. 5	LUEFTER 704 / 3,0 KW, 230/400V 50Hz L132-A	FAN	VENTILATEUR	VENTILADOR	VENTILATORE	100003381	1
170. 5	LUEFTER 704 / 3,0 KW, 230/400V 50Hz L250-A	FAN	VENTILATEUR	VENTILADOR	VENTILATORE	100003381	2
170. 5	LUEFTER 710 / 3,0 KW, 230/400V 50Hz L160+L200-A	FAN	VENTILATEUR	VENTILADOR	VENTILATORE	A11517074	2

**100001639 + 100001640**



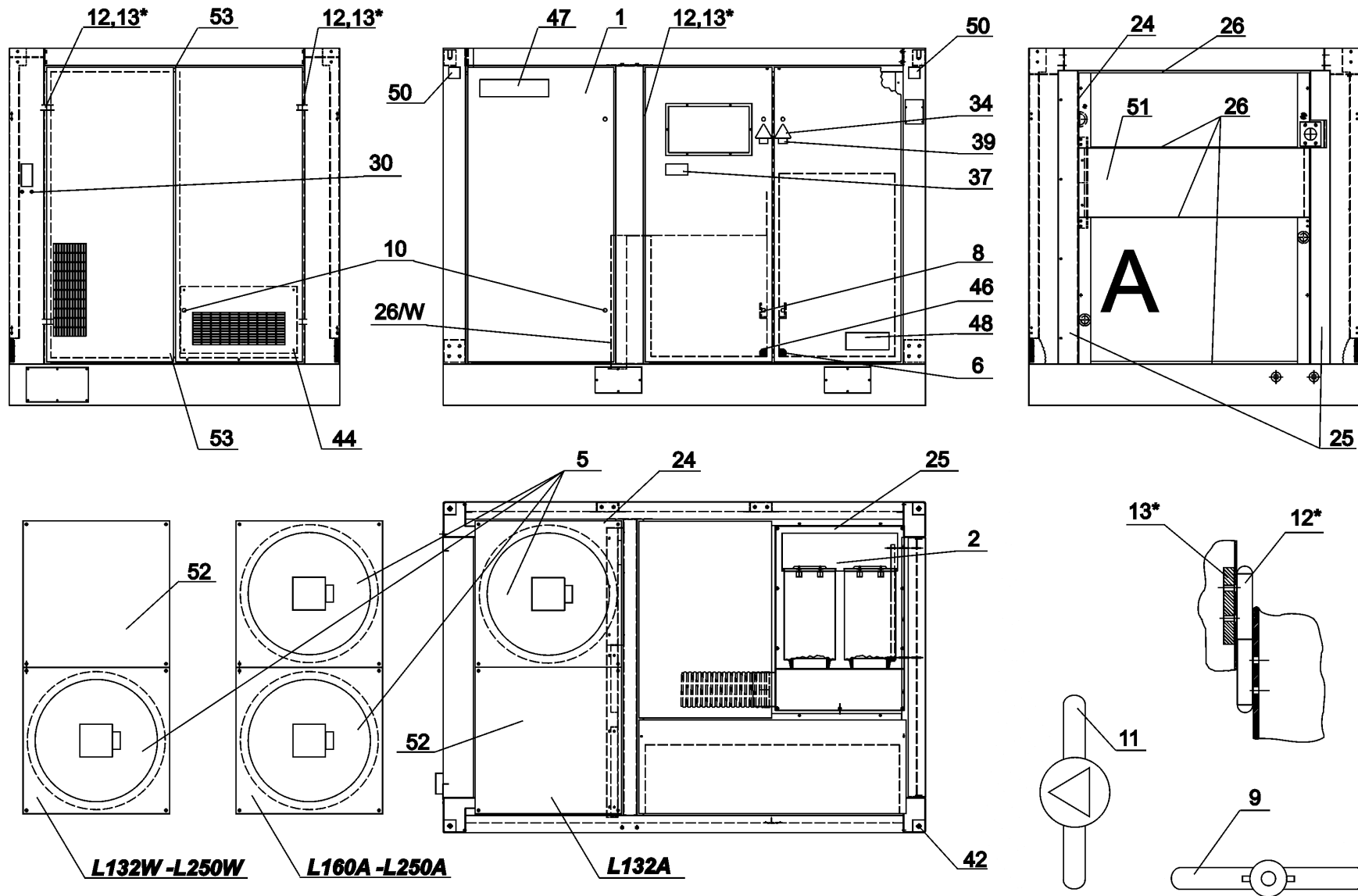
Pos	BENENNUNG	DESCRIPTION	DESIGNATION	DENOMINACION	DESCRIZIONE	Lager Nr. Stock Nr. N° de magasin N° de almacén N° de magazzino	Menge Qty. Quant. Cantidad
170. 5	LUEFTER 710 / 3,0 KW, 460 V , 60Hz L132 - A	FAN	VENTILATEUR	VENTILADOR	VENTILATORE	100002236	1
170. 5	LUEFTER 710 / 3,0 KW, 460 V , 60Hz L160,L200,L250 - A	FAN	VENTILATEUR	VENTILADOR	VENTILATORE	100002236	2
170. 5	LUEFTER 710 / 4,0 KW, 230 V , 60Hz, IE3 L132 - A	FAN	VENTILATEUR	VENTILADOR	VENTILATORE	ZS1073990	1
170. 5	LUEFTER 710 / 4,0 KW, 230V, 60Hz, IE3 L160,L200,L250-A	FAN	VENTILATEUR	VENTILADOR	VENTILATORE	ZS1073990	2
170. 5	LUEFTER 710 / 4,0 KW, 380-460V, 60Hz L132-A	FAN	VENTILATEUR	VENTILADOR	VENTILATORE	100012252	1
170. 5	LUEFTER 710 / 4,0 KW, 380-460 V , 60Hz L160,L200,L250 - A	FAN	VENTILATEUR	VENTILADOR	VENTILATORE	100012252	2
170. 5	LUEFTER 710 / 4,0 KW, 575V, 60Hz, IE3 L132-A	FAN	VENTILATEUR	VENTILADOR	VENTILATORE	ZS1073994	1
170. 5	LUEFTER 710 / 4,0 KW, 757V, 60Hz, IE3 L160,L200,L250-A	FAN	VENTILATEUR	VENTILADOR	VENTILATORE	ZS1073994	2
170. 5	LUEFTER 704 / 3,0 KW, 380V 50Hz L132-A	FAN	VENTILATEUR	VENTILADOR	VENTILATORE	100003407	1
170. 5	LUEFTER 704 / 3,0 KW, 380V 50Hz L250-A	FAN	VENTILATEUR	VENTILADOR	VENTILATORE	100003407	2
170. 5	LUEFTER 710 / 3,0 KW, 380V 50Hz L160+L200-A	FAN	VENTILATEUR	VENTILADOR	VENTILATORE	100004226	2
170. 6	SCHUTZGITTER-RECHTS	PROTECTIVE GUARD-RIGHT	GRILLE DE PROTECTION DROITE	REJA PROTECTORA DER.	GRIGLIA PROTEZIONE DESTRA	A11512174	1
170. 8	VORREIBER	TURNBUCKLE	TOURNIQUET	TORNIQUETE	FERMO	A11066774	4
170. 9	DOPPELBARTSCHLUESSEL	DOUBLE BIT KEY	CLE DOUBLE PANNETON	LLAVE DOBLE PALETON	CHIAVE DOPPIA MANDATA	A05906674	1
170. 10	VORREIBER	TURNBUCKLE	TOURNIQUET	TORNIQUETE	FERMO REGAT+CHAM	A11078074	10
170. 11	DREIKANTSCHLUESSEL	TRIANGULAR KEY	CLE TRIANGLE MALE	LLAVE TRIANGULAR	CHIAVE TRIANGOLARE	A05906574	1
170. 12	ANSCHRAUBSCHARNIER	SCREW-ON HINGED JOINT	CHARNIERE A VISSER	BISAGRA DE ROSCAR	CERNIERA A VITE	A04457374	16
170. 13	GEGENPLATTE	COUNTER PLATE	CONTRE-PLAQUE	CONTRAPLACA	CONTROPIASTRA	A11055074	16
170. 24	DICHTPROFIL	SEALING PROFILE	PROF. ETANCHE	PERFIL EST.	PROFILO DI TENUTA	A93343540	29
170. 25	POLYAETHERSCHAUM	POLYETHER FOAM	MOUSSE POLYETHER	ESPUMA POLIETER	SPUGNA POLIESTERE	A93343420	27
170. 26	POLYAETHERSCHAUM - A	POLYETHER FOAM - A	MOUSSE POLYETHER - A	ESPUMA POLIETER - A	SPUGNA POLIESTERE - A	A93343430	5,6
170. 26	POLYAETHERSCHAUM - A	POLYETHER FOAM - A	MOUSSE POLYETHER - A	ESPUMA POLIETER - A	SPUGNA POLIESTERE - A	A93343430	2,8
170. 26	SCHUTZGITTER - W	PROTECTIVE GARTE - W	TREILLIS PROTECTEUR - W	REJA PROTECTORA - W	GRIGLIA PROTEZIONE - W	100000968	1
170. 33	PFEILSCHILD	ARROW SIGN	PLAQUE AV. FLECHE	PLACA CON FLECHA	ADESIVO FRECCIA	A93632690	1
170. 34	WARNSCHILD	WARNING SIGN	PANNEAU D'AVERTISSEMENT	PLACA DE ADVERTENCIA	ADESIVO DI AVVISO	A93637260	2
170. 37	SCHILD "SICHERHEIT"	SIGN "SAFETY"	PLAQUE "SURETE"	PLACA "SEGURIDAD"	ADESIVO "SICUREZZA"	A93638650	1

**100001639 + 100001640**

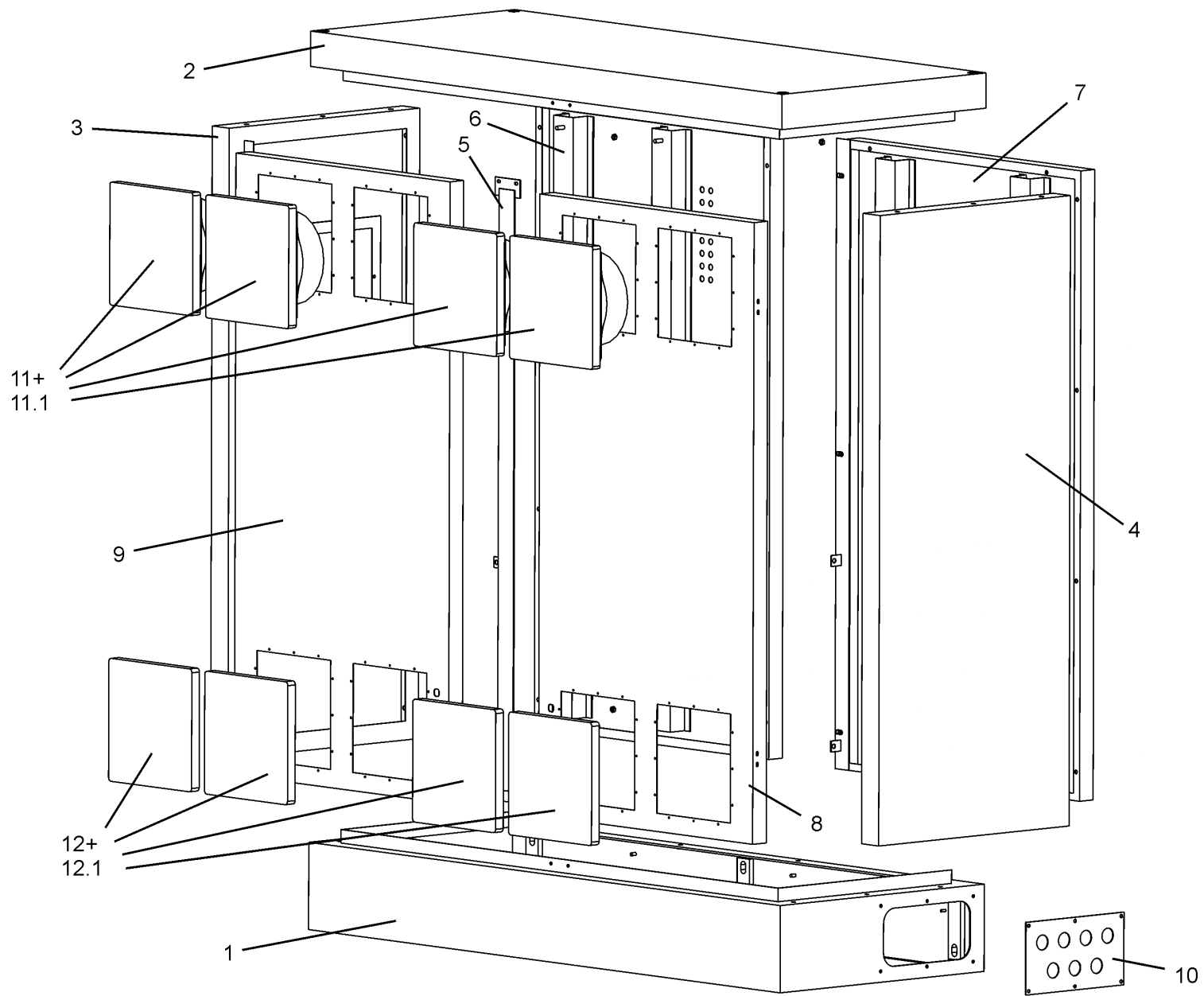


Pos	BENENNUNG	DESCRIPTION	DESIGNATION	DENOMINACION	DESCRIZIONE	Lager Nr. Stock Nr. N° de magasin N° de almacén N° de magazzino	Menge Qty. Quant. Cantidad
170. 39	SPANNUNGSSCHILD 220 V	VOLTAGE SIGN	PLAQUE TENSION	PLACA TENSION	ADESIVO TENSIONE	A93636000	2
170. 39	SPANNUNGSSCHILD 380 V	VOLTAGE SIGN	PLAQUE TENSION	PLACA TENSION	ADESIVO TENSIONE	A93636010	2
170. 39	SPANNUNGSSCHILD 460 V	VOLTAGE SIGN	PLAQUE TENSION	PLACA TENSION	ADESIVO TENSIONE	A93636040	2
170. 39	SPANNUNGSSCHILD 575 V	VOLTAGE SIGN	PLAQUE TENSION	PLACA TENSION	ADESIVO TENSIONE	A93636070	2
170. 39	SPANNUNGSSCHILD 230 V	VOLTAGE SIGN	PLAQUE TENSION	PLACA TENSION	ADESIVO TENSIONE	A93636090	2
170. 39	SPANNUNGSSCHILD 400 V	VOLTAGE SIGN	PLAQUE TENSION	PLACA TENSION	ADESIVO TENSIONE	A93638200	2
170. 40	SCHILD "CODE 3000"	SIGN "CODE 3000"	PLAQUE "CODE 3000"	PLACA "CODE 3000"	ADESIVO "CODICE 3000"	A93638640	2
170. 41	TECALANROHR	TECALAN-TUBE	TUBE TECALAN	TUBO TECALAN	TUBO TECALAN	A91801030	3,5
170. 41	ROHR <b>BV</b>	TUBE	TUBE	TUBO	TUBO	A91100180	m
170. 42	VARIO-RINGSCHRAUBE	VARIO-EYE BOLT	VARIO-VIS ANNEAU	TORNILLO CON OJO VARIO	VITE AD ANELLO VARIO	A11522174	4
170. 44	GEWINDESTANGE	THREADED ROD	BARRE FILETEE	VARILLA ROSCADA	PERNO FILETTATO	A93341400	m
170. 46	SCHUTZGITTER-LINKS	PROTECTIVE GARTE-LEFT	GRILLE DE PROTECTION GAUCHE	REJA PROTECTORA IZQ.	GRIGLIA PROTEZIONE SINISTRA	A11518474	1
170. 47	Firmenschild (CompAir)	FRONT SIGN	PLATINE AVT.	PLACA FRONTAL	ADESIVO FRONTALE	A93638790	2
170. 48	BAUART-SCHILD L132	IDENT.SIGN SERIES L132	PLAQUE SIGNALETIQUE L132	PLACA MODELO L132	TARGHETTA IDENTIFICATIVA L132	A93638890	1
170. 48	BAUART-SCHILD L160	IDENT.SIGN SERIES L160	PLAQUE SIGNALETIQUE L160	PLACA MODELO L160	TARGHETTA IDENTIFICATIVA L160	A93638990	1
170. 48	BAUART-SCHILD L200	IDENT.SIGN SERIES L200	PLAQUE SIGNALETIQUE L200	PLACA MODELO L200	TARGHETTA IDENTIFICATIVA L200	A93639190	1
170. 48	BAUART-SCHILD L250	IDENT.SIGN SERIES L250	PLAQUE SIGNALETIQUE L250	PLACA MODELO L250	TARGHETTA IDENTIFICATIVA L250	A93639290	1
170. 50	AUFKLEBESCHILD (HAKEN)	ADHESIVE LABEL ( HOOK)	AUTO-COLLANT (CROCHET)	ETIQUETA ADHESIVA (GANCHO)	TARGA ADESIVA (GANCIO)	100002748	4
170. 51	DISTANZPANEEL <b>L132-L160 - A</b>	SPACER PANEL L132-L160- <b>A</b>	PANEL D'ECARTEMENT <b>L132-L160 - A</b>	PANEL DISTANCIADORA <b>L132-L160 - A</b>	PANNELLO DISTANZIATORE <b>L132-L160 - A</b>	A11510974	1
170. 52	DECKPANEEL <b>L132 - A</b>	COVER PANEL L132- <b>A</b>	PANNEAU DE RCOUVREM. <b>L132 - A</b>	PANEL DE CUBRIMIENTO <b>L132 - A</b>	PANNELLO DI COPERTURA <b>L132 - A</b>	A11511874	1
170. 53	FEDERRIEGEL	SPRING BOLT	TRAVERSE A RESSORT	PASADOR MUELLE	BLOCCO A MOLLA	A10044474	2
170. 58	DAEMMATTENSATZ - <b>A</b>	SET OF INSULATING MATS - <b>A</b>	JEU DE NATTES ISOLANTES - <b>A</b>	KIT ESTERAS AISLANTES - <b>A</b>	SET PANNELLI ISOLANTI - <b>A</b>	100002889	1
170. 58	DAEMMATTENSATZ - <b>W</b>	SET OF INSULATING MATS - <b>W</b>	JEU DE NATTES ISOLANTES - <b>W</b>	KIT ESTERAS AISLANTES - <b>W</b>	SET PANNELLI ISOLANTI - <b>W</b>	100002890	1
170. 59	Dämmatte Deckenpaneel <b>L132 - A</b>	ROOF PANEL INSULATING MAT L132 - <b>A</b>	NATTE ISOLANTE PANNEAU DU HAUT L132 - <b>A</b>	ESTERA AISLANTE PANEL DE TEJADO	MATERASSINO ISOLANTE PANNELLI TETTO	100003387	1
170. 59	Dämmatte Distanzpaneel <b>L132-L160 - A</b>	SPACER PANEL INSULATING MAT L132-L160 - <b>A</b>	NATTE ISOLANTE PANNEAU D'ECARTEMENT L132-L160 - <b>A</b>	ESTERA AISLANTE PANEL DISTANCIADOR L132-L160 - <b>A</b>	MATERASSINO ISOLANTE PANNELLO DISTANZ. L132-L160 - <b>A</b>	100003388	1
170. 60	WEB-ADRESSE AUFKLEBER	WEB ADDRESS ADHESIVE LABEL	AUTOCOLLANT : ADRESSE WEB	ETIQUETA ADHESIVA CON LA DIRECCION DE WEB	ADESIVO INDIRIZZO WEB	100005570	1
170. 70	SCHILD "ASSURE"	SIGN "ASSURE"	PLAQUE "ASSURE"	ADHESIVO "ASSURE"	TARGHETTA "ASSURE"	ZS1072676	1

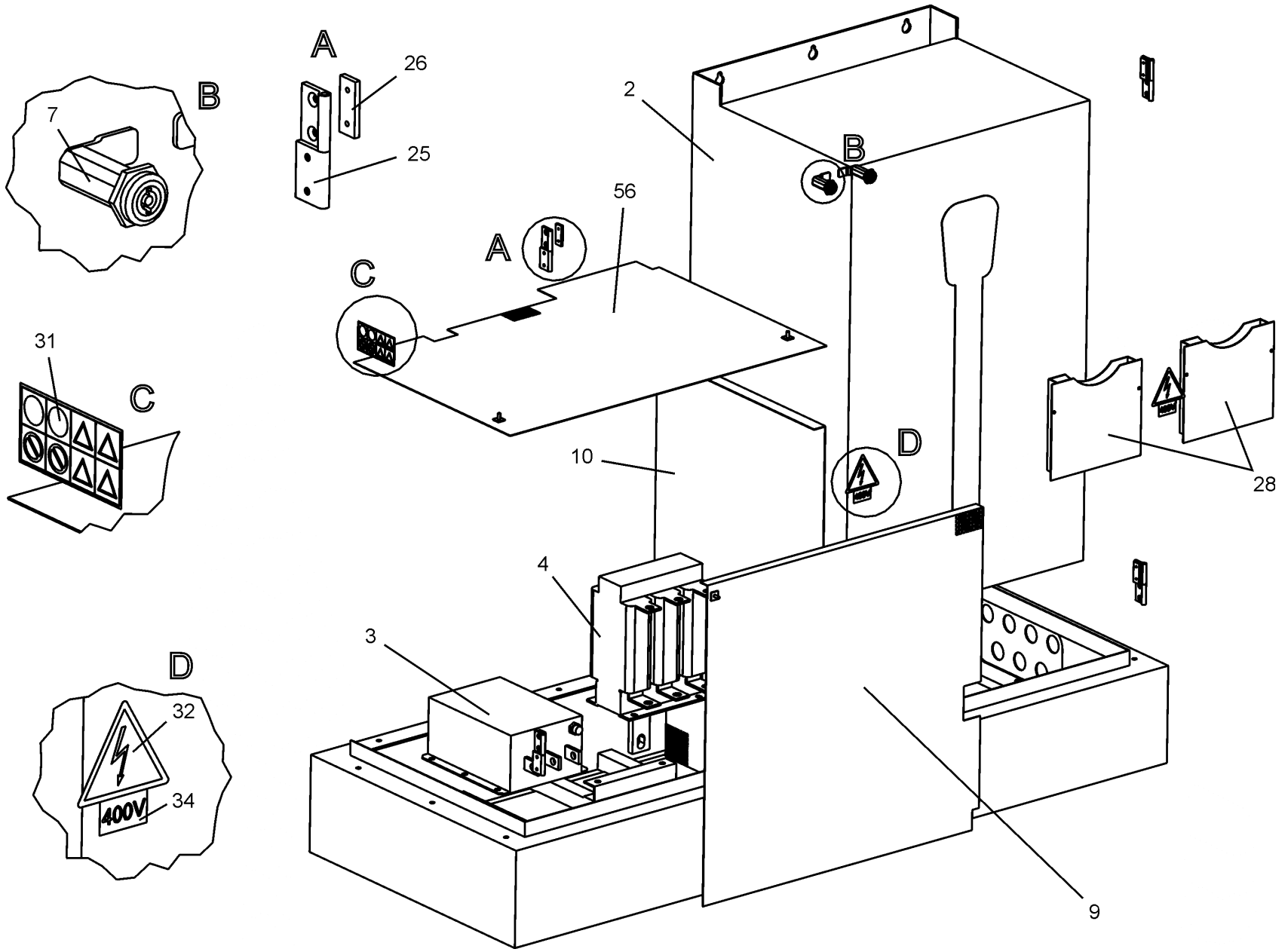
**100001639 + 100001640**



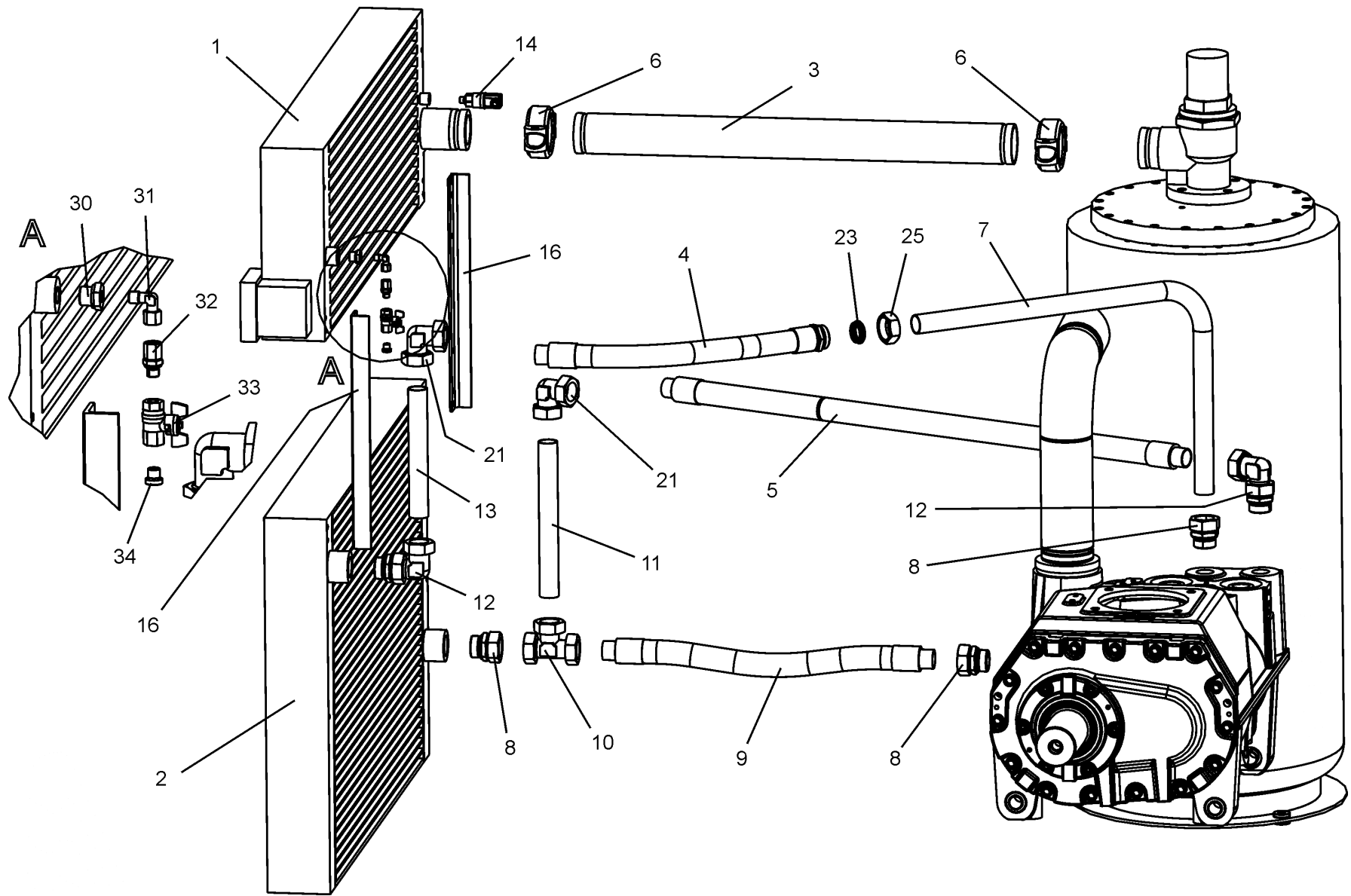




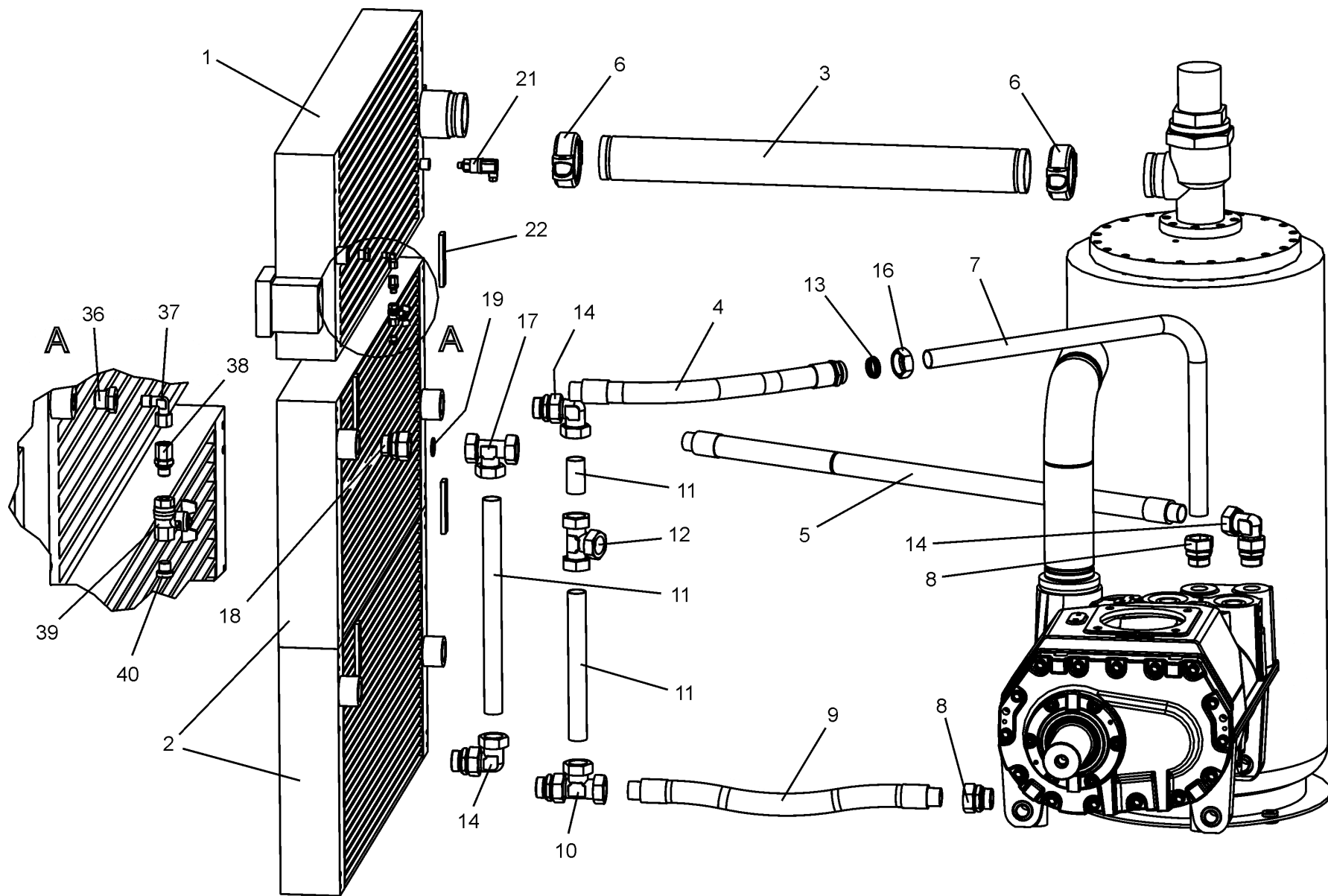
Pos	BENENNUNG	DESCRIPTION	DESIGNATION	DENOMINACION	DESCRIZIONE	Lager Nr. Stock Nr. N° de magasin N° de almacén N° de magazzino	Menge Qty. Quant. Cantidad
<b>170.70</b>	<b>Montage Schaltschrank</b>	<b>Control cabinet installation</b>	<b>Montage de l'armoire de distribution</b>	<b>Montaje del armario de mandos</b>	<b>Elementi di montaggio quadro di comando</b>	<b>100008445</b>	
170.70.2	Frequenzumrichter 160KW	160 kW frequency converter	Convertisseur de fréquence 160 KW	Convertidor de frecuencia 160 kW	Convertitore di frequenza 160 kW	ZS1108571	1
170.70.2	Frequenzumrichter 200KW	200 kW frequency converter	Convertisseur de fréquence 200 KW	Convertidor de frecuencia 200 kW	Convertitore di frequenza 200 kW	ZS1108572	1
170.70.2	Frequenzumrichter 250KW	250 kW frequency converter	Convertisseur de fréquence 250 KW	Convertidor de frecuencia 250 kW	Convertitore di frequenza 250 kW	ZS1108574	1
170.70.3	Dreiphasen EMV - Filter In=400A	Three-phase EMC filter, In=400A	Filtre de CEM triphasé In=400A	Filtro trifásico CEM In = 400A	Filtro EMV (=compatibilità elettromagnetica) trifase In = 400A	100007940	1
170.70.3	Dreiphasen EMV - Filter In=600A	Three-phase EMC filter, In=600A	Filtre de CEM triphasé In=600A	Filtro trifásico CEM In = 600A	Filtro EMV (=compatibilità elettromagnetica) trifase In = 600A	100007941	1
170.70.4	Dreiphasen Netzdrossel In=477A	Three-phase mains choke, In=477A	Bobine de réseau triphasée In=477A	Inductancia de red trifásica In=477A	Bobina di induttanza trifase In=477A	100007942	1
170.70.4	Dreiphasen Netzdrossel In=636A	Three-phase mains choke, In=636A	Bobine de réseau triphasée In=636A	Inductancia de red trifásica IN = 636A	Bobina di induttanza trifase In = 636A	100007943	1
170.70.4	Dreiphasen Netzdrossel In=477A <b>UL/CSA</b>	Three-phase mains choke, In=477A	Bobine de réseau triphasée In=477A	Inductancia de red trifásica In=477A	Bobina di induttanza trifase In=477A	100009134	1
170.70.4	Dreiphasen Netzdrossel In=636A <b>UL/CSA</b>	Three-phase mains choke, In=636A	Bobine de réseau triphasée In=636A	Inductancia de red trifásica IN = 636A	Bobina di induttanza trifase In = 636A	100009135	1
170.70.7	VORREIBER	TURNBUCKLE	TOURNIQUET	TORNIQUETE	FERMO	A11066774	4
170.70.9	Schutzgitter Front	PROTECTIVE GRATE (FRONT)	TREILLIS PROTECTEUR (AVANT)	REJA PROTECTORA (DELANT.)	GRIGLIA DI PROTEZIONE ANTERIORE	100007957	1
170.70.10	Schutzgitter Seite	PROTECTIVE GRATE (SIDE)	TREILLIS PROTECTEUR (LATERAL)	REJA PROTECTORA (LATERAL)	GRIGLIA DI PROTEZIONE LATERALE	100007958	1
170.70.25	ANSCHRAUBSCHARNIER	SCREW-ON HINGED JOINT	CHARNIERE A VISSER	BISAGRA DE ROSCAR	CERNIERA A VITE	A04457374	4
170.70.26	GEGENPLATTE	COUNTER PLATE	CONTRE-PLAQUE	CONTRAPLACA	CONTROPIASTRA	A11055074	4
170.70.27	DICHTPROFIL	SEALING PROFILE	PROF. ETANCHE	PERFIL EST.	PROFILO DI TENUTA	A93343540	m
170.70.28	Dokumentenhalter	Document pocket	Porte-documents	Soporte para documentos	Portadocumenti	98242-4	2
170.70.31	SCHILD "SICHERHEIT"	SIGN "SAFETY"	PLAQUE "SURETE"	PLACA "SEGURIDAD"	ADESIVO "SICUREZZA"	A93638650	1
170.70.32	WARNSCHILD	WARNING SIGN	PANNEAU D'AVERTISSEMENT	PLACA DE ADVERTENCIA	ADESIVO DI AVVISO	A93637260	2
170.70.33	SCHILD "CODE 3000"	SIGN "CODE 3000"	PLAQUE "CODE 3000"	PLACA "CODE 3000"	ADESIVO "CODICE 3000"	A93638640	2
170.70.34	SPANNUNGSSCHILD 400 V	VOLTAGE SIGN	PLAQUE TENSION	PLACA TENSION	ADESIVO TENSIONE	A93638200	2
170.70.56	Schutzgitter Oben	UPPER PROTECTIVE GRATE	TREILLIS PROTECTEUR (SUP.)	REJA PROTECTORA (SUPERIOR)	GRIGLIA DI PROTEZIONE SUPERIORE	100007210	1



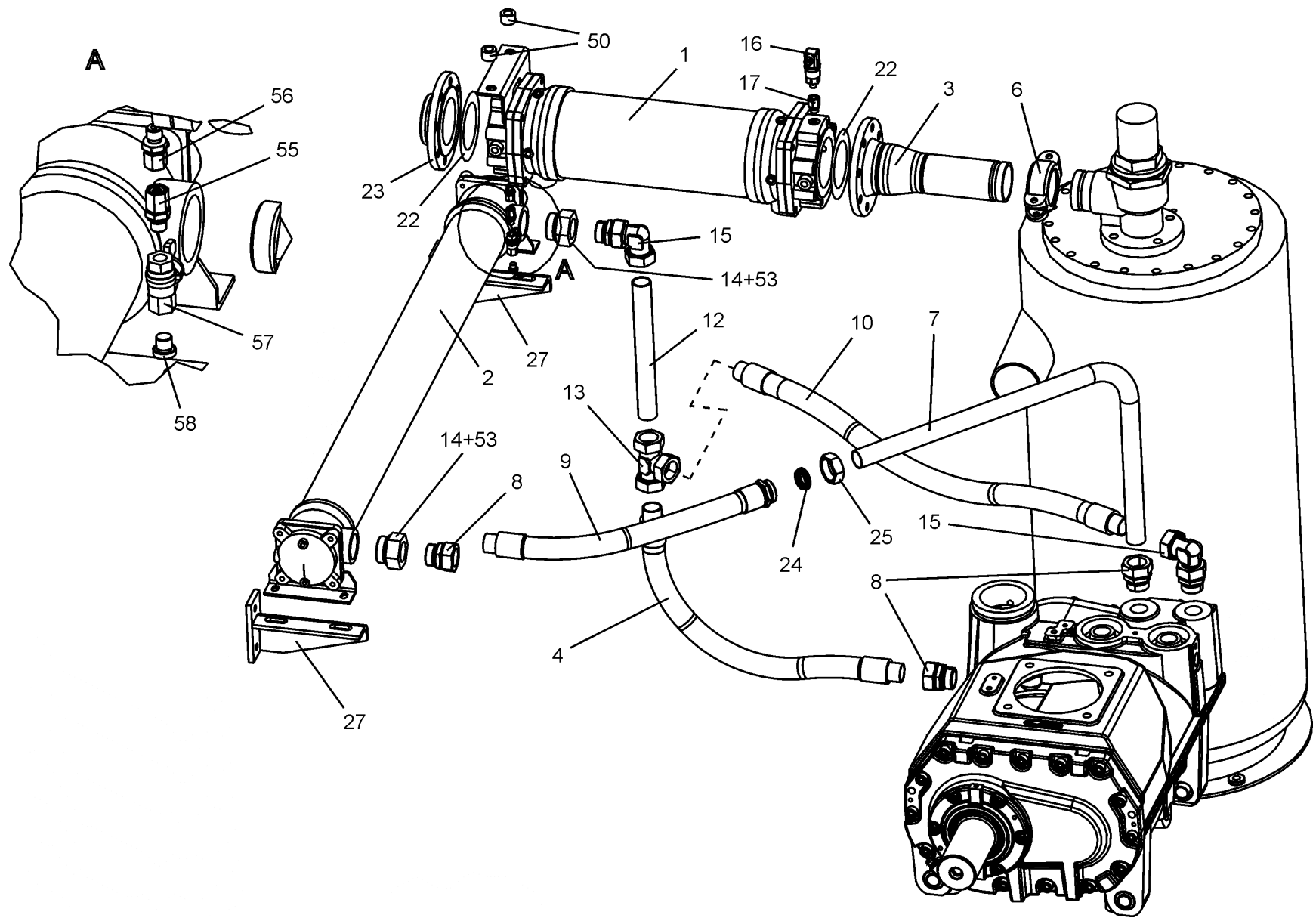
Pos	BENENNUNG	DESCRIPTION	DESIGNATION	DENOMINACION	DESCRIZIONE	Lager Nr. Stock Nr. N° de magasin N° de almacén N° de magazzino	Menge Qty. Quant. Cantidad
210	KUEHLEREINHEIT KPL. L132 - L160 A	COOLER UNIT COMPL. L132 - L160 A	BLOC RADIATEUR CPL. L132 - L160 A	RADIADOR COMPLETO L132 - L160 A	UNITA' RADIAT.CPL. L132 - L160 A	100005360	
210. 1	LUFTKUEHLER 132/160 KW	AIR COOLER 132/160 KW	REFROIDISSEUR A AIR 132/160 KW	RADIADOR DE AIRE 132/160 KW	RADIATORE ARIA 132/160 KW	A11522074	1
210. 2	OELKUEHLER 132/160 KW	OIL COOLER S 132/160 KW	REFRIGERANT A L'HUILE S 132/160 KW	RADIADOR DE ACEITE 132/160 KW	REFRIGERATORE OLIO 132/160 KW	A11513174	1
210. 3	DRUCKROHR	PRESSURE PIPE	TUBE DE PRESSION	TUBO DE PRESION	TUBO PRESSIONE	A11512874	1
210. 4	SCHLAUCHLEITUNG	HOSE LINE	CONDUITE	TUBERIA FLEXIBLE	TUBO FLESSIBILE	100015581	1
210. 4	SCHLAUCHLEITUNG (USA , CANADA)	HOSE LINE (USA , CANADA)	CONDUITE (USA , CANADA)	TUBERIA FLEXIBLE (USA , CANADA)	TUBO FLESSIBILE (USA , CANADA)	ZS1084958	1
210. 5	SCHLAUCHLEITUNG	HOSE LINE	CONDUITE	TUBERIA FLEXIBLE	TUBO FLESSIBILE	100015579	1
210. 5	SCHLAUCHLEITUNG (USA , CANADA)	HOSE LINE (USA , CANADA)	CONDUITE (USA , CANADA)	TUBERIA FLEXIBLE (USA , CANADA)	TUBO FLESSIBILE (USA , CANADA)	ZS1084956	1
210. 6	VIC-MODELL	FLEXIBLE COUPLING	RACCORD FLEXIBLE	RACOR FLEXIBLE	RACC.FLESS. MOD.	A11513874	2
210.6. 1	DICHTRING	SEALING RING	BAGUE D'ETAN.	JUNTA	ANELLO TENUTA	100004690	2
210. 7	OELLEITUNG	OIL PIPE	CONDUITE D'HUILE	CONDUCTO ACEITE	CONDOTTA DELL'OLIO	100016142	1
210. 8	G-VERSCHRAUBUNG	THR. SCR. JOINT	RACCORD DROIT	RACOR G	RACCORDO A VITE DIRITTO	A93581140	3
210. 9	SCHLAUCHLEITUNG	HOSE LINE	CONDUITE	TUBERIA FLEXIBLE	TUBO FLESSIBILE	100012022	1
210. 9	SCHLAUCHLEITUNG (USA , CANADA)	HOSE LINE (USA , CANADA)	CONDUITE (USA , CANADA)	TUBERIA FLEXIBLE (USA , CANADA)	TUBO FLESSIBILE (USA , CANADA)	ZS1084954	1
210. 10	EVL-STUTZEN	EVL-CONN.	MANCHON REGL.EN	RACOR EVL	RACCORDO EVL	A93597440	1
210. 11	OELLEITUNG	OIL PIPE	CONDUITE D'HUILE	CONDUCTO ACEITE	CONDOTTA DELL'OLIO	100015584	1
210. 12	EVW-VERSCHR.BG.	EVW-SCREW CONN.	RACCORD REGL.ANG.	RACOR ROSC.EVW.	RACCORDO VITE EVW	A93595740	2
210. 13	OELLEITUNG	OIL PIPE	CONDUITE D'HUILE	CONDUCTO ACEITE	CONDOTTA DELL'OLIO	100015583	1
210. 14	DRUCKGEBER MBS 3000 4-20M AMP.	PRESSURE SENSOR MBS3000	CAPT. DE PRES. MBS 3000	TRANSMIS. E PRES. MBS30	TRASDUTTORE PRESSIONE MBS 3000	ZS1050642	1
210. 16	HALTELEISTE 132/160 KW	HOLDING RAIL 132/160 KW	BARRE DE RETENUE 132/160 KW	BARRA DE RETENCION 132/160 KW	BARRA DI TENUTA 132/160 KW	A11513774	2
210. 21	W-VERSCHRAUBG.	THREAD.ELB.JOINT	RACCORD W	RACOR W	RACCORDO W	A93583740	1
210. 23	SCHNEIDRING	CUTTING RING	BAGUE COUPANTE	ANILLO DE CORTE	ANELLO TAGLIANTE	A93580140	1
210. 25	UEBERWURFMUTTER	UNION NUT	ECROU-RACCORD	TUERCA DE RACOR	DADO DI RACCORDO	A93580440	1
210. 30	RI-STUTZEN	REDUC.SOCKET	MANCHON RI	RACOR RI-	RACCORDO RI	A93594910	1
210. 31	W-VERSCHRAUBG.	THREAD.ELB.JOINT	RACCORD W	RACOR W	RACCORDO W	A93581660	1
210. 32	EVGE-STUTZEN	EVGE-CONN.	MANCH.EVGE	RACOR EVGE	RACCORDO EVGE	A93598060	1
210. 33	KUGELHAHN	BALL VALVE	ROB.A BOISS.SPHER.	VALVULA BOLA	VALVOLA A SFERA	100003882	1
210. 34	VERSCHL-SHR.	LOCKING SCREW	VIS DE FERM.	TORN.CIER. SHR.	VITE DI CHIUSURA	A93060460	1
210. 35	SAE-EINSCHWEISSFLANSCH 3 1/2"NPT	SAE-WELDING FLANGE	BRIDE À SOUDER SAE	BRIDA DE SOLDAR SAE	FLANGIA A SILDARE SAE	100004846	1
210. 36	SAE-EINSCHWEISSFLANSCH	SAE-WELDING FLANGE	BRIDE À SOUDER SAE	BRIDA DE SOLDAR SAE	FLANGIA A SILDARE SAE	A11519174	1
210. 37	R-DICHTRING	PIPE SEAL.R.	BAGUE D'ETANCHEITE R	JUNTA TORICA TUBO	ANELLO TENUTA R	A93190720	1



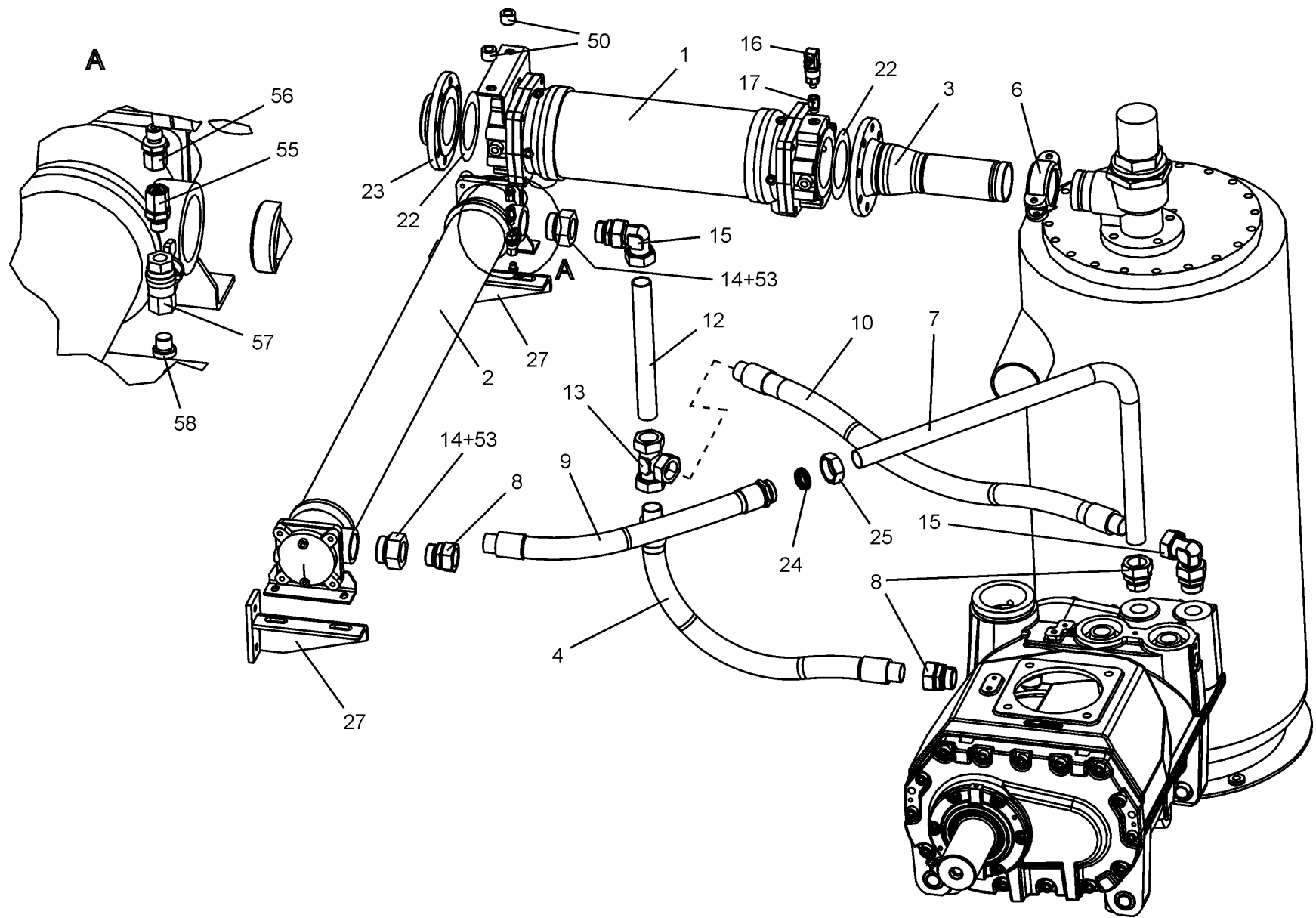
Pos	BENENNUNG	DESCRIPTION	DESIGNATION	DENOMINACION	DESCRIZIONE	Lager Nr. Stock Nr. N° de magasin N° de almacén N° de magazzino	Menge Qty. Quint. Cantidad
190	KUEHLEREINHEIT KPL. L200 - L250 A	COOLER UNIT COMPL. L200 - L250 A	BLOC RADIATEUR CPL. L200 - L250 A	RADIADOR COMPLETO L200 - L250 A	UNITA' RADIAT.CPL. L200 - L250 A	100005314	
190. 1	LUFTKUEHLER 200/250 KW	AIR COOLER 200/250 KW	REFROIDISSEUR A AIR 200/250 KW	RADIADOR DE AIRE 200/250 KW	REFRIGERATORE ARIA 200/250 KW	A11513074	1
190. 2	OELKUEHLER 200/250 KW	OIL COOLER S 200/250 KW	REFRIGERANT A L'HUILE S 200/250 KW	RADIADOR DE ACEITE 200/250 KW	REFRIGERATORE OLIO 200/250 KW	ZS1046790	2
190. 3	DRUCKROHR	PRESSURE PIPE	TUBE DE PRESSION	TUBO DE PRESION	TUBO PRESSIONE	A11512974	1
190. 4	SCHLAUCHLEITUNG	HOSE LINE	CONDUITE	TUBERIA FLEXIBLE	TUBO FLESSIBILE	100015581	1
190. 4	SCHLAUCHLEITUNG (USA , CANADA)	HOSE LINE (USA , CANADA)	CONDUITE (USA , CANADA)	TUBERIA FLEXIBLE (USA , CANADA)	TUBO FLESSIBILE (USA , CANADA)	ZS1084958	1
190. 5	SCHLAUCHLEITUNG	HOSE LINE	CONDUITE	TUBERIA FLEXIBLE	TUBO FLESSIBILE	100015579	1
190. 5	SCHLAUCHLEITUNG (USA , CANADA)	HOSE LINE (USA , CANADA)	CONDUITE (USA , CANADA)	TUBERIA FLEXIBLE (USA , CANADA)	TUBO FLESSIBILE (USA , CANADA)	ZS1084956	1
190. 6	VIC-MODELL	FLEXIBLE COUPLING	RACCORD FLEXIBLE	RACOR FLEXIBLE	RACC.FLESS. MOD.	A11513974	2
190.6. 1	DICHTRING	SEALING RING	BAGUE D'ETAN.	JUNTA	ANELLO TENUTA	100004691	2
190. 7	OELLEITUNG	OIL PIPE	CONDUITE D'HUILE	CONDUCTO ACEITE	CONDOTTA DELL'OLIO	100016142	1
190. 8	G-VERSCHRAUBUNG	THR. SCR. JOINT	RACCORD DROIT	RACOR G	RACCORDO A VITE DIRITTO	A93581140	2
190. 9	SCHLAUCHLEITUNG	HOSE LINE	CONDUITE	TUBERIA FLEXIBLE	TUBO FLESSIBILE	100012022	1
190. 9	SCHLAUCHLEITUNG (USA , CANADA)	HOSE LINE (USA , CANADA)	CONDUITE (USA , CANADA)	TUBERIA FLEXIBLE (USA , CANADA)	TUBO FLESSIBILE (USA , CANADA)	ZS1084954	1
190. 10	EVL-VERSCHRBG.	EVL-SCREW CONN.	RACCORD REGL.ANG.	RACOR ROSC.EVL.	RACCORDO VITE EVL	A93603100	1
190. 11	ROHR	TUBE	TUBE	TUBO	TUBO	A91102520	m
190. 12	T-VERSCHRAUBUNG	T-SCREWED JOINT	DISTRIBUTEUR EN T	RACOR EN TE T	RACCORDO VITE "T"	A93584140	1
190. 13	SCHNEIDRING	CUTTING RING	BAGUE COUPANTE	ANILLO DE CORTE	ANELLO TAGLIENTE	A93580140	1
190. 14	EVW-VERSCHRBG.	EVW-SCREW CONN.	RACCORD REGL.ANG.	RACOR ROSC.EVW.	RACCORDO VITE EVW	A93595740	3
190. 16	UEBERWURFMUTTER	UNION NUT	ECROU-RACCORD	TUERCA DE RACOR	DADO DI RACCORDO	A93580440	1
190. 17	EVL-STUTZEN	EVL-CONN.	MANCHON REGL.EN	RACOR EVL	RACCORDO EVL	A93597440	1
190. 18	G-VERSCHRAUBUNG	THR. SCR. JOINT	RACCORD DROIT	RACOR G	RACCORDO A VITE DIRITTO	100005318	1
190. 19	BLENDE	SCREEN	PLAQUE	PANTALLA	SCHERMO	100005321	1
190. 21	DRUCKGEBER MBS 3000 4-20MAMP.	PRESSURE SENSOR MBS3000	CAPT. DE PRES. MBS 3000	TRANSMIS. DE PRES. MBS30	TRASDUTTORE PRESSIONE MBS 3000	ZS1050642	1
190. 22	HALTER 200/250 KW	HOLDER	SUPPORT DE CARENAGE	SOPORTE	SUPPORTO	A11514274	4
190. 33	SAE-Flansch 3000 psi / 3 1/2"NPT	SAE FLANGE	BRIDE SAE	BRIDA SAE	FLANGIA SAE	100004846	1
190. 33	SAE-EINSCHWEISSFLANSCH	SAE-WELDING FLANGE	BRIDE À SOUDER SAE	BRIDA DE SOLDAR SAE	FLANGIA A SILDARE SAE	A11519174	1
190. 34	R-DICHTRING	PIPE SEAL.R.	BAGUE D'ETANCHEITE R	JUNTA TORICA TUBO	ANELLO TENUTA R	A93190720	1
210. 36	RI-STUTZEN	REDUC.SOCKET	MANCHON RI	RACOR RI-	RACCORDO RI	A93594910	1
210. 37	W-VERSCHRAUBG.	THREAD.ELB.JOINT	RACCORD W	RACOR W	RACCORDO W	A93581660	1
210. 38	EVGE-STUTZEN	EVGE-CONN.	MANCH.EVGE	RACOR EVGE	RACCORDO EVGE	A93598060	1
210. 39	KUGELHAHN	BALL VALVE	ROB.A BOISS.SPHER.	VALVULA BOLA	VALVOLA A SFERA	100003882	1
210. 40	VERSCHL-SHR.	LOCKING SCREW	VIS DE FERM.	TORN.CIER. SHR.	VITE DI CHIUSURA	A93060460	1



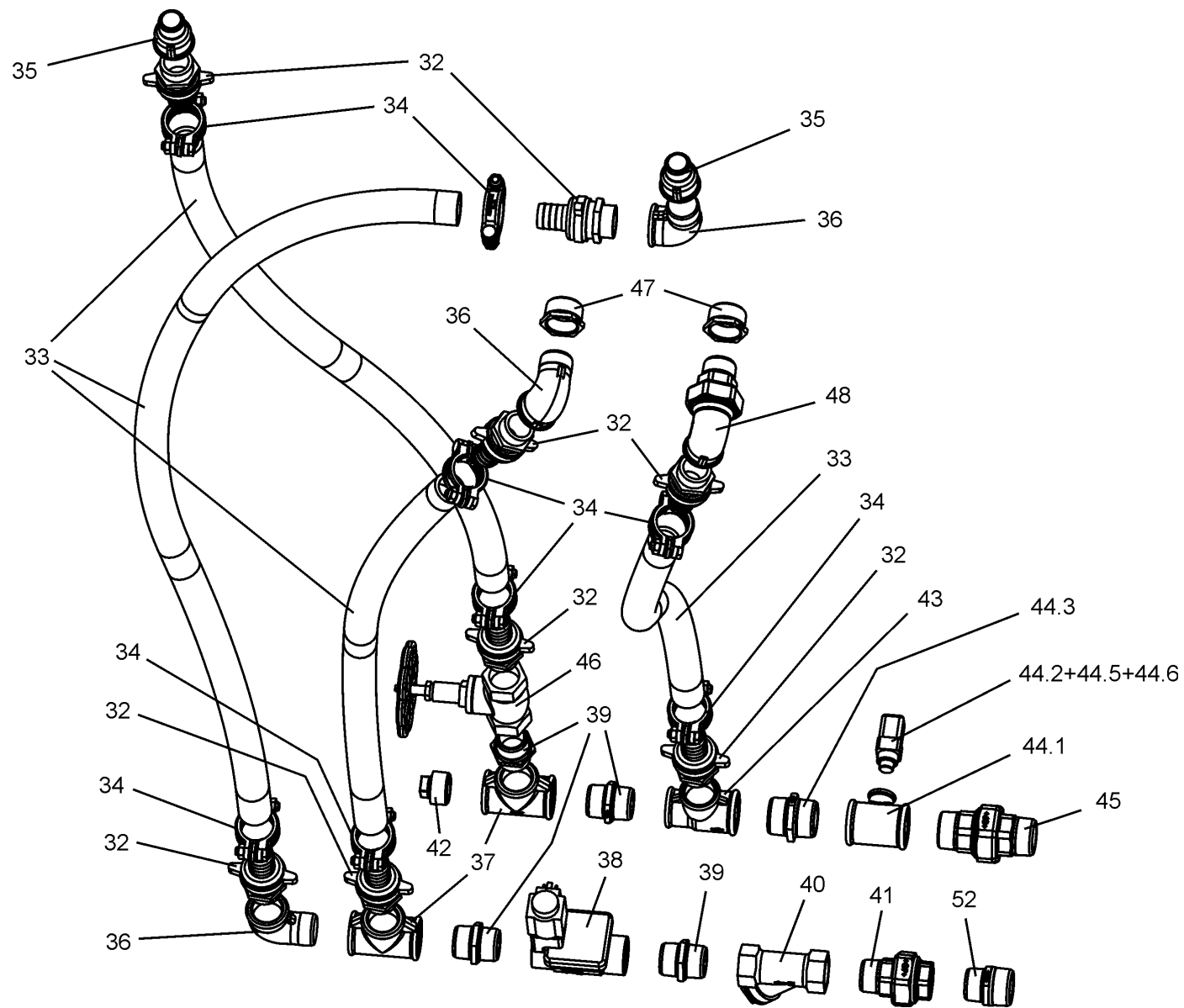
Pos	BENENNUNG	DESCRIPTION	DESIGNATION	DENOMINACION	DESCRIZIONE	Lager Nr. Stock Nr. N° de magasin N° de almacén N° de magazzino	Menge Qty. Quant. Cantidad
200	KÜHLEREINHEIT KPL. - W	COOLER UNIT COMPL.	BLOC RADIATEUR CPL.	RADIADOR COMPLETO	UNITA' RADIAT.CPL.	100005361	
200. 1	LUFTKÜHLER - W	AIR COOLER	REFROIDISSEUR A AIR	RADIADOR DE AIRE	REFRIGERATORE ARIA	100000967	1
200. 1	LUFTKÜHLER - W BV	AIR COOLER	REFROIDISSEUR A AIR	RADIADOR DE AIRE	REFRIGERATORE ARIA	100012918	1
200.1. 1	ROHRBUENDEL LUFTKUEHLER	PIPE ASSEMBLY	FAISCEAU TUBULAIRE	HAZ DE TUBOS	FASCIO TUBIERO REFRIGERATORE AD ARIA	100001069	1
200.1. 2	DICHTUNGSSATZ	SET OF SEALS	JEU DE JOINTS	KIT DE JUNTAS	SET GUARNIZIONI	A11123674	1
200 2	ÖLKÜHLER - W	OIL COOLER	REFRIGERANT A L'HUILE	RADIADOR DE ACEITE	REFRIGERATORE OLIO	100000944	1
200 2	ÖLKÜHLER - W BV	OIL COOLER	REFRIGERANT A L'HUILE	RADIADOR DE ACEITE	REFRIGERATORE OLIO	100012919	1
200.2. 1	ROHRBUENDEL OELKUEHLER	PIPE ASSEMB.OIL COOLER	FAISCEAU TUBULAIRE	HAZ TUBULAR RAD. ACEITE	FASCIO TUBIERO REFRIGERATORE OLIO	100001068	1
200.2. 2	DICHTUNGSSATZ	SET OF SEALS	JEU DE JOINTS	KIT DE JUNTAS	SET GUARNIZIONI	A10666474	1
200. 3	DRUCKROHR - W 200/250	PRESSURE PIPE	TUBE DE PRESSION	TUBO DE PRESION	TUBO PRESSIONE	100000395	1
200. 3	DRUCKROHR - W 132/160	PRESSURE PIPE	TUBE DE PRESSION	TUBO DE PRESION	TUBO PRESSIONE	100000943	1
200. 4	SCHLAUCHLEITUNG	HOSE LINE	CONDUITE	TUBERIA FLEXIBLE	TUBO FLESSIBILE	100011946	1
200. 4	SCHLAUCHLEITUNG (USA , CANADA)	HOSE LINE (USA , CANADA)	CONDUITE (USA , CANADA)	TUBERIA FLEXIBLE (USA , CANADA)	TUBO FLESSIBILE (USA , CANADA)	ZS1085942	1
200. 6	VIC-MODELL L132-L160	FLEXIBLE COUPLING	FLEXIBLE RACCORD	RACOR FLEXIBLE	RACC.FLESS.	A11513874	1
200.6. 1	DICHTRING	SEALING RING	BAGUE D'ETAN.	JUNTA	ANELLO TENUTA	100004690	1
200. 6	VIC-MODELL L200-L250	FLEXIBLE COUPLING	FLEXIBLE RACCORD	RACOR FLEXIBLE	RACC.FLESS.	A11513974	1
200.6. 1	DICHTRING	SEALING RING	BAGUE D'ETAN.	JUNTA	ANELLO TENUTA	100004691	1
200. 7	OELLEITUNG	OIL PIPE	CONDUITE D'HUILE	CONDUCTO ACEITE	CONDOTTA DELL'OLIO	100016142	1
200. 8	G-VERSCHRAUBUNG	THR. SCR. JOINT	RACCORD DROIT	RACOR G	RACCORDO A VITE DIRITTO	A93581140	3
200. 9	SCHLAUCHLEITUNG	HOSE LINE	CONDUITE	TUBERIA FLEXIBLE	TUBO FLESSIBILE	100015581	1
200. 9	SCHLAUCHLEITUNG PTFE (USA , CANADA)	HOSE LINE PTFE (USA , CANADA)	CONDUITE PTFE (USA , CANADA)	TUBERIA FLEXIBLE PTFE (USA , CANADA)	TUBO FLESSIBILE PTFE (USA , CANADA)	100015582	1
200. 10	SCHLAUCHLEITUNG	HOSE LINE	CONDUITE	TUBERIA FLEXIBLE	TUBO FLESSIBILE	A11089374	1
200. 10	SCHLAUCHLEITUNG PTFE (USA , CANADA)	HOSE LINE PTFE (USA , CANADA)	CONDUITE PTFE (USA , CANADA)	TUBERIA FLEXIBLE PTFE (USA , CANADA)	TUBO FLESSIBILE PTFE (USA , CANADA)	100016261	1
200. 12	ROHR	TUBE	TUBE	TUBO	TUBO	A91102520	m
200. 13	T-VERSCHRAUBUNG	T-SCREWED JOINT	DISTRIBUTEUR EN T	RACOR EN TE T	RACCORDO VITE "T"	A93584140	1
200. 14	REDUZIERNIPPEL	SWADGED NIPPLE	NIPPLE DE REDUCTION	RACOR DE REDUCCION	NIPPLO DI RIDUZIONE	A06119577	2
200. 15	EVW-VERSCHRBG.	EVW-SCREW CONN.	RACCORD REGL.ANG.	RACOR ROSC.EVW.	RACCORDO VITE EVW	A93595740	2
200. 16	DRUCKGEBER MBS 3000 4-20MAMP.	PRESSURE SENSOR MBS3000	CAPTEUR DE PRESSION MBS 3000	TRANSMIS.DE PRES. MBS30	TRASDUTTORE PRESSIONE MBS 3000	ZS1050642	1
200. 17	RI-STUTZEN	REDUC.SOCKET	MANCHON RI	RACOR RI-	RACCORDO RI	A93593930	1



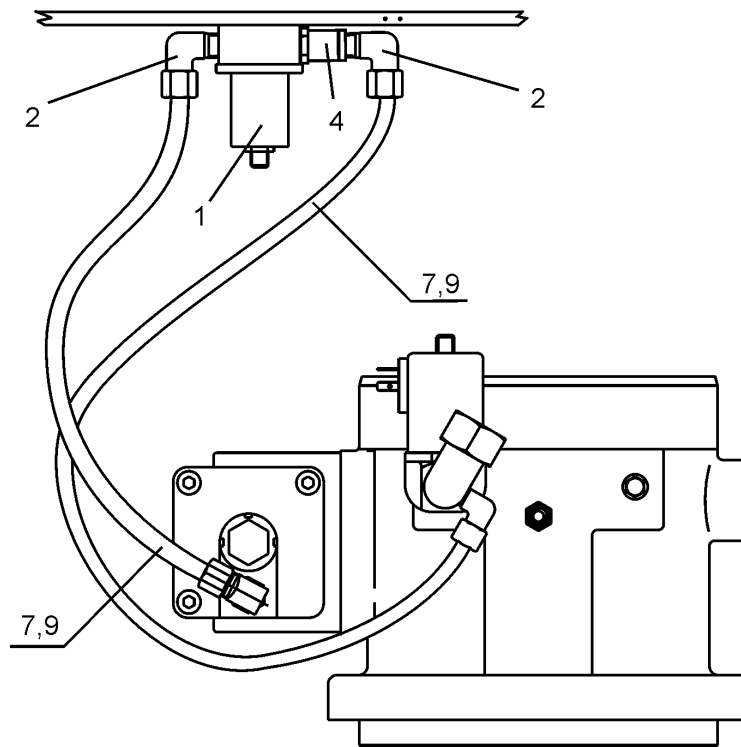




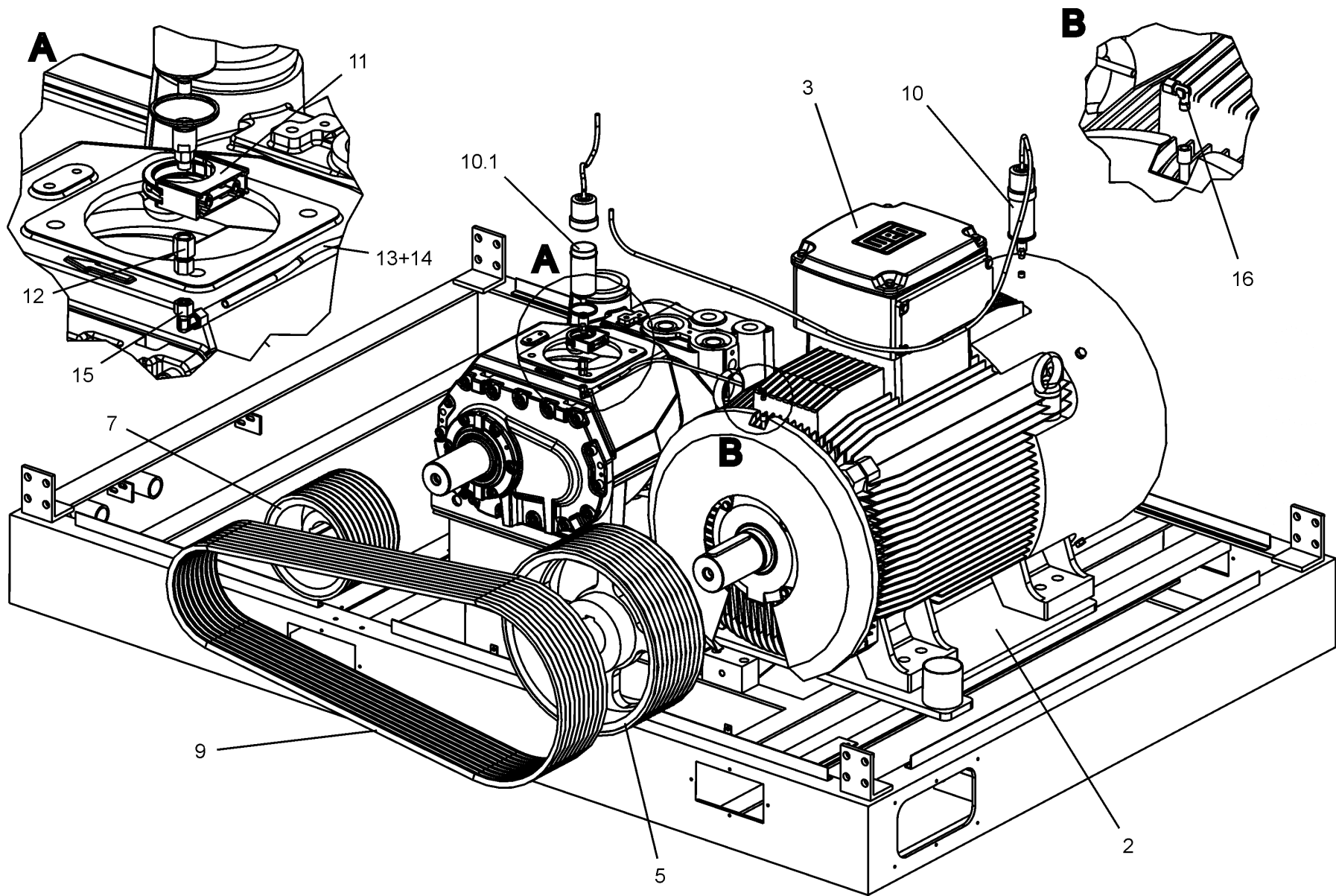
Pos	BENENNUNG	DESCRIPTION	DESIGNATION	DENOMINACION	DESCRIZIONE	Lager Nr. Stock Nr. N° de magasin N° de almacén N° de magazzino	Menge Qty. Quant. Cantidad
200	KÜHLEREINHEIT KPL. - W	COOLER UNIT COMPL.	BLOC RADIATEUR CPL.	RADIADOR COMPLETO	UNITA' RADIAT.CPL.	100005361	
200.32	VERSCHRAUBUNG	SCREW JOINT	RACCORD A VIS	RACOR	RACCORDO	A93254960	8
200.33	WASSERSCHLAUCH	WATER HOSE	TUYAU A EAU	MANGUERA DE AGUA	TUBO ACQUA	A93642700	4,8
200.34	SCHLAUCHKLEMME	HOSE CLAMP	PINCE P. TUYAUX	PINZA P/TUBO FLEX.	PINZA PER TUBOFLEX	A93649520	8
200.35	MUFFE	SOCKET	EMBOUT	MANGUITO	INNESTO	A93251230	2
200.36	WINKEL	ANGLE	EQUERRE	CODO	ANGOLO	A93240220	3
200.37	T 130	T 130 - 1 1/4	P.EN T 130	RACOR T 130	RACCORDO T130	A93241070	2
200.38	2/2-W-MAGNETVENTIL	2/2 - WAY SOLEN. VALVE	ELECTROVANNE 2 P/2 O	ELECTROVALVULA 2 P/2 NA	ELETTROVALVOLA 2/2 - VIE	100005383	1
200.38.1	ERSATZMEMBRANE	SPARE MEMBRANE	MEMBRANE DE RECHANGE	MEMBRANA DE RECAMBIO	MEMBRANA DI RICAMBIO	100005633	1
200.39	D-NIPPEL	DOUBLE FITT.	NIPPLE	RACOR	NIPPLO DOPPIO	A93253070	4
200.40	SCHMUTZFAENGER	DIRT TRAP	TAMIS CONDUITE D'EAU	FILTRO TAMIZ	TRAPPOLA SPOROO	A04889774	1
200.41	VERSCHRAUBUNG 341	SCREW JOINT 341	RACCORD A VIS 341	RACOR 341	RACCORDO 341	A93254820	1
200.42	STOPFEN	PLUG 291- 1 1/4	BOUCHON	TAPON	SPINA	A93254280	1
200.43	T 130	T 130	P.EN T 130	RACOR T 130	RACCORDO T 130	A93244440	1
200.45	VERSCHRAUBUNG 344	SCREW JOINT 344	RACCORD A VIS 344	RACOR 344	RACCORDO 344	A93259150	1
200.46	DURCHGANGSVENTIL	ONE WAY VALVE	CLAPET	LLAVE DE PASO	VALVOLA A CLAPET	A93614410	1
200.47	R-NIPPEL	PIPENIPPLE	NIPPLE T.	RACOR	NIPPLO R	A93252220	2
200.48	W-VERSCHRAUBG.	THREAD.ELB.JOINT	RACCORD W	RACOR W	RACCORDO W	A93255210	1
200.52	D-NIPPEL	PIPENIPPLE	NIPPLE T.	RACOR	NIPPLO DOPPIO	A93253440	1
200.44	KUEHLWASSERUEBERWACHUNG	COOLANT CONTROL	SURV. LIQUIDE DE REF.	CONTROL AGUA REFRIGERAN	CONTROLLO ACQUA REFRIG.	A11439774	
200.44.1	T 130	T 130	PIECE T 130	RACOR T 130	RACCORDO T 130	A93242320	1
200.44.2	TEMPERATURSCHALTER	TEMPERATURE SWITCH	INTERRUPTER DE TEMPERA.	TERMOCONTACTO	TERMOSTATO	A11342274	1
200.44.4	D-NIPPEL	DOUBLE FITTING	NIPPLE	RACOR	NIPPLO DOPPIO	A93253080	1
200.44.5	LEITUNG S14 KUEHLWASSER	CABLE S14 COOL.WATER	LIGNE S14 EAU REFRROID.	CABLE REFRIG. AGUA S 14	NEZIONE ACQUA REFRIG.	A11241574	1
200.44.6	ENTSTOERADAPTER	INTERFERENCE SUPPRESSOR ADAPTER	ADAPTATEUR ANTIPARASITE	ADAPTADOR ANTIPARASITARIO	ADATTATORE ANTIPARASSITA	A11261174	1



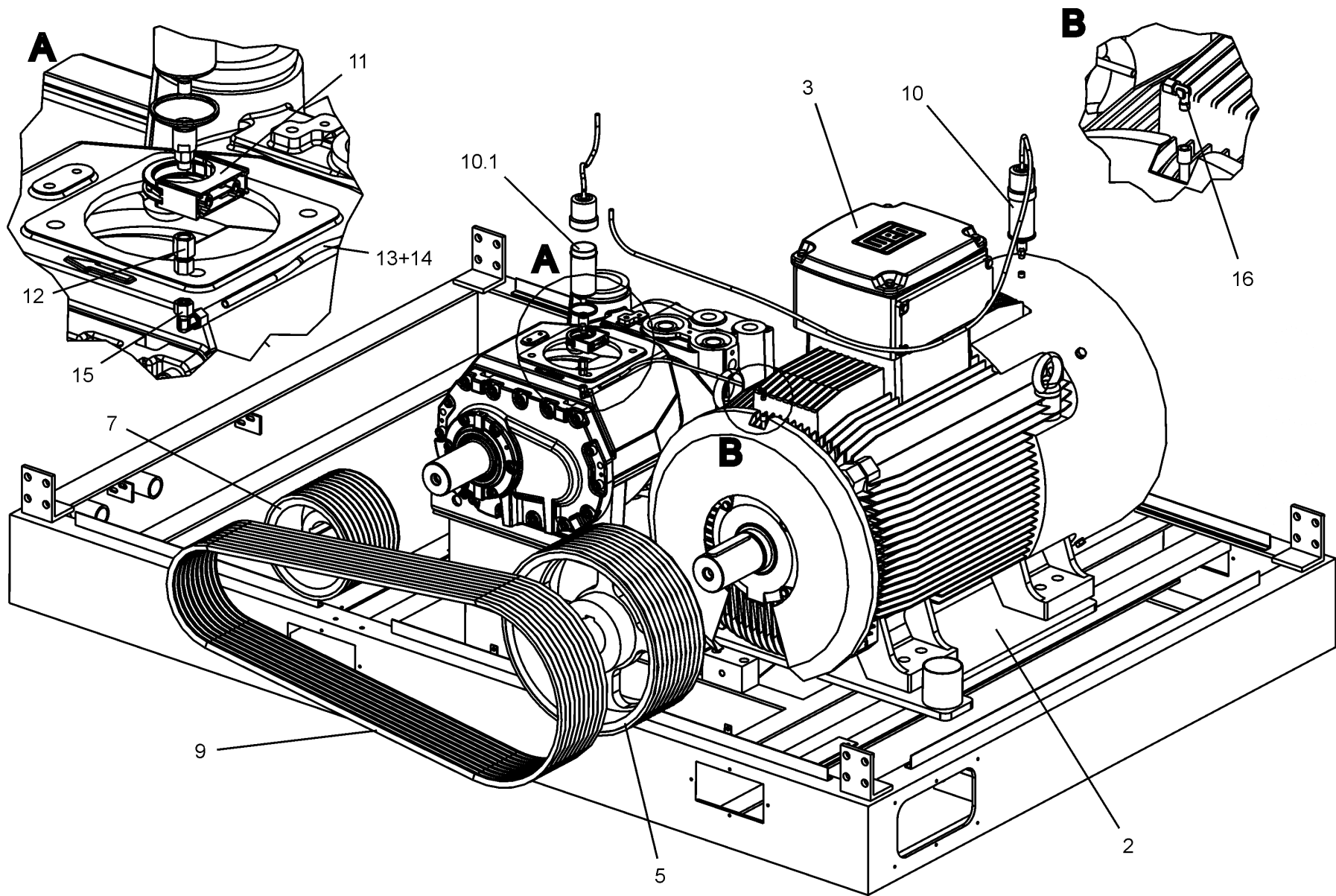




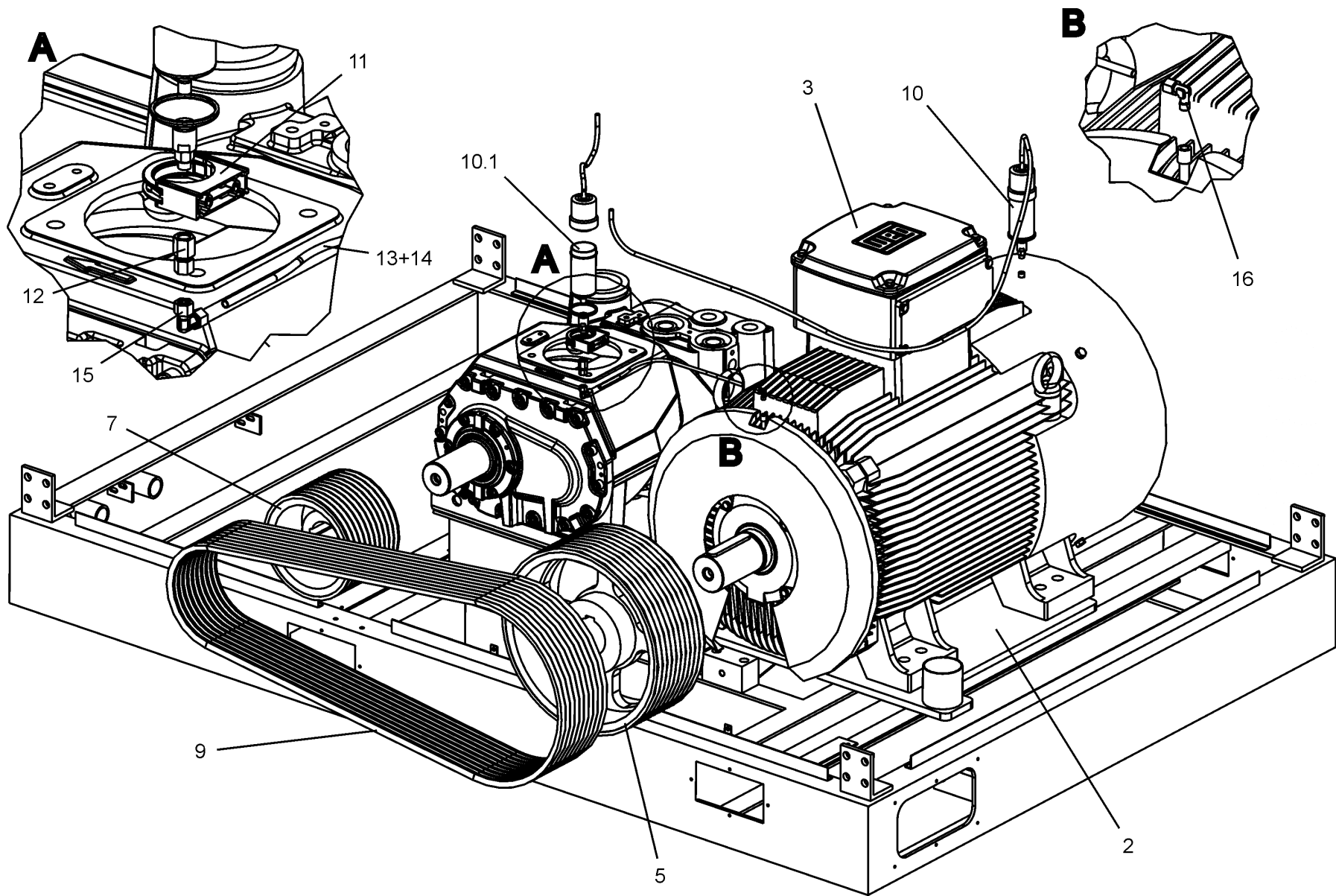
Pos	BENENNUNG	DESCRIPTION	DESIGNATION	DENOMINACION	DESCRIZIONE	Lager Nr. Stock Nr. N° de magasin N° de almacén N° de magazzino	Menge Qty. Quant. Cantidad
110	ANTRIEB	DRIVES	MOTEUR	ACCIONAMIENTOS	MOTORI	100005253	
110 1	ANTRIEBSTEILE L132-250 - 50Hz	DRIVES L132-250 - 50Hz	MOTEUR L132-250 - 50Hz	ACCIONAMIENTOS L132-250 - 50Hz	MOTORI L132-250 - 50Hz	100005263	
110.1.2	MOTORWIPPE (IP55, 200 KW/50Hz, 9bar) + (IP55, 250 KW/50Hz, 7.5bar)	MOTOR HINGED SUPPORT	BASCULE DE MONTEUR	SOPORTE BASCULA MOTOR	SUPORTO OSCILL.MOTORE	ZS1111972	1
110.1.2	MOTORWIPPE (IP55, 200 KW/50Hz, 7.5bar) + (IP55, 250 KW/50Hz, 11bar)	MOTOR HINGED SUPPORT	BASCULE DE MONTEUR	SOPORTE BASCULA MOTOR	SUPORTO OSCILL.MOTORE	ZS1111975	1
110.1.2	MOTORWIPPE (IP55, 200 KW/50Hz, 13bar) + (IP55, 250 KW/50Hz, 9 + 13bar)	MOTOR HINGED SUPPORT	BASCULE DE MONTEUR	SOPORTE BASCULA MOTOR	SUPORTO OSCILL.MOTORE	ZS1111976	1
110.1.2	MOTORWIPPE (IP23, 250 KW/50Hz, 7.5bar)	MOTOR HINGED SUPPORT	BASCULE DE MONTEUR	SOPORTE BASCULA MOTOR	SUPORTO OSCILL.MOTORE	100001159	1
110.1.2	MOTORWIPPE (IP23, 250 KW/50Hz, 9bar)	MOTOR HINGED SUPPORT	BASCULE DE MONTEUR	SOPORTE BASCULA MOTOR	SUPORTO OSCILL.MOTORE	100001160	1
110.1.2	MOTORWIPPE (IP23, 250 KW/50Hz, 10bar)	MOTOR HINGED SUPPORT	BASCULE DE MONTEUR	SOPORTE BASCULA MOTOR	SUPORTO OSCILL.MOTORE	100001161	1
110.1.2	MOTORWIPPE (IP23, 250 KW/50Hz, 11bar)	MOTOR HINGED SUPPORT	BASCULE DE MONTEUR	SOPORTE BASCULA MOTOR	SUPORTO OSCILL.MOTORE	100001162	1
110.1.2	MOTORWIPPE (IP23, 250 KW/50Hz, 13bar)	MOTOR HINGED SUPPORT	BASCULE DE MONTEUR	SOPORTE BASCULA MOTOR	SUPORTO OSCILL.MOTORE	100001163	1
110.1.2	MOTORWIPPE (IP23, 200 KW/50Hz, 7.5bar)	MOTOR HINGED SUPPORT	BASCULE DE MONTEUR	SOPORTE BASCULA MOTOR	SUPORTO OSCILL.MOTORE	100001169	1
110.1.2	MOTORWIPPE (IP23, 200 KW/50Hz, 9bar)	MOTOR HINGED SUPPORT	BASCULE DE MONTEUR	SOPORTE BASCULA MOTOR	SUPORTO OSCILL.MOTORE	100001170	1
110.1.2	MOTORWIPPE (IP23, 200 KW/50Hz, 10bar)	MOTOR HINGED SUPPORT	BASCULE DE MONTEUR	SOPORTE BASCULA MOTOR	SUPORTO OSCILL.MOTORE	100001171	1
110.1.2	MOTORWIPPE (IP23, 200 KW/50Hz, 11bar) + (IP55, 160 KW/50Hz, 11bar) + (IP55, 132 KW/50Hz, 11bar)	MOTOR HINGED SUPPORT	BASCULE DE MONTEUR	SOPORTE BASCULA MOTOR	SUPORTO OSCILL.MOTORE	100001172	1
110.1.2	MOTORWIPPE (IP55, 132KW/50Hz, 10bar) + (IP23, 200 KW/50Hz, 13bar) + (IP55, 160 KW/50Hz, +9bar)	MOTOR HINGED SUPPORT	BASCULE DE MONTEUR	SOPORTE BASCULA MOTOR	SUPORTO OSCILL.MOTORE	100001173	1
110.1.2	MOTORWIPPE (IP55, 160 KW/50Hz, 7.5bar)	MOTOR HINGED SUPPORT	BASCULE DE MONTEUR	SOPORTE BASCULA MOTOR	SUPORTO OSCILL.MOTORE	100001174	1
110.1.2	MOTORWIPPE (IP55, 160 KW/50Hz, 10 +13bar)	MOTOR HINGED SUPPORT	BASCULE DE MONTEUR	SOPORTE BASCULA MOTOR	SUPORTO OSCILL.MOTORE	100001175	1
110.1.2	MOTORWIPPE (IP23, 160 KW/50Hz, 7.5bar + 11bar)	MOTOR HINGED SUPPORT	BASCULE DE MONTEUR	SOPORTE BASCULA MOTOR	SUPORTO OSCILL.MOTORE	100001176	1
110.1.2	MOTORWIPPE (IP23, 160 KW/50Hz, 9bar)	MOTOR HINGED SUPPORT	BASCULE DE MONTEUR	SOPORTE BASCULA MOTOR	SUPORTO OSCILL.MOTORE	100001177	1
110.1.2	MOTORWIPPE (IP23, 160 KW/50Hz, 10+13bar)	MOTOR HINGED SUPPORT	BASCULE DE MONTEUR	SOPORTE BASCULA MOTOR	SUPORTO OSCILL.MOTORE	100001178	1
110.1.2	MOTORWIPPE (IP55, 132KW/50Hz, 7.5bar)	MOTOR HINGED SUPPORT	BASCULE DE MONTEUR	SOPORTE BASCULA MOTOR	SUPORTO OSCILL.MOTORE	100001179	1
110.1.2	MOTORWIPPE (IP55, 132KW/50Hz, 9bar)	MOTOR HINGED SUPPORT	BASCULE DE MONTEUR	SOPORTE BASCULA MOTOR	SUPORTO OSCILL.MOTORE	100001180	1
110.1.2	MOTORWIPPE (IP55, 132KW/50Hz, 13bar)	MOTOR HINGED SUPPORT	BASCULE DE MONTEUR	SOPORTE BASCULA MOTOR	SUPORTO OSCILL.MOTORE	100001181	1



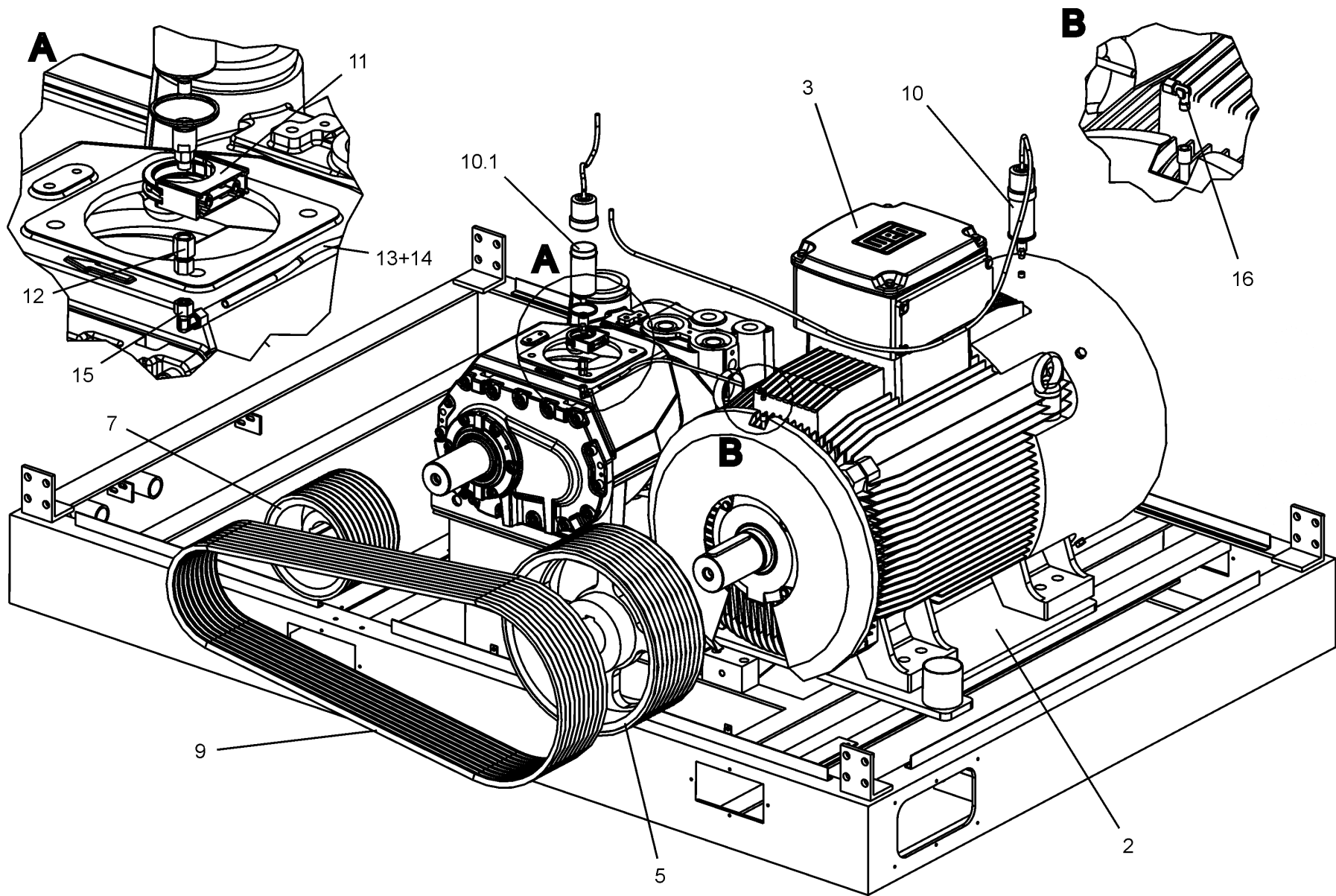
Pos	BENENNUNG	DESCRIPTION	DESIGNATION	DENOMINACION	DESCRIZIONE	Lager Nr. Stock Nr. N° de magasin N° de almacén N° de magazzino	Menge Qty. Quant. Cantidad
110.1.2	MOTORWIPPE (IP23, 132KW/50Hz, 7.5bar)	MOTOR HINGED SUPPORT	BASCULE DE MONTEUR	SOPORTE BASCULA MOTOR	SUPORTO OSCILL.MOTORE	100001182	1
110.1.2	MOTORWIPPE (IP23, 132KW/50Hz, 9bar)	MOTOR HINGED SUPPORT	BASCULE DE MONTEUR	SOPORTE BASCULA MOTOR	SUPORTO OSCILL.MOTORE	100001183	1
110.1.2	MOTORWIPPE (IP23, 132KW/50Hz, 10+13bar)	MOTOR HINGED SUPPORT	BASCULE DE MONTEUR	SOPORTE BASCULA MOTOR	SUPORTO OSCILL.MOTORE	100001184	1
110.1.2	MOTORWIPPE (IP23, 132KW/50Hz, 11bar)	MOTOR HINGED SUPPORT	BASCULE DE MONTEUR	SOPORTE BASCULA MOTOR	SUPORTO OSCILL.MOTORE	100001185	1
110.1.2	MOTORWIPPE (IP55, 200 KW/50Hz, 11bar) + (IP55, 250 KW/50Hz, 10bar)	MOTOR HINGED SUPPORT	BASCULE DE MONTEUR	SOPORTE BASCULA MOTOR	SUPORTO OSCILL.MOTORE	ZS1111980	1
110.1.2	MOTORWIPPE (IP55, 200 KW/50Hz, 10bar)	MOTOR HINGED SUPPORT	BASCULE DE MONTEUR	SOPORTE BASCULA MOTOR	SUPORTO OSCILL.MOTORE	ZS1111981	1
	<b>Keilriemenscheibe Motor</b>	<b>V-belt pulley, motor</b>	<b>Poulie à courroie trapézoïdale du moteur</b>	<b>Polea para correa trapezoidal para motor</b>	<b>Puleggia a gola trapezoidale, motore</b>		
110.1.5	KEILRIEMENSCHLEIBE (IP23, 50Hz, 160 KW, 11+13bar)	V-BELT PULLEY	POULIE	POLEA CORREAS TRAPEZ.	PULEGGIA GOLE TRAPEZOIDALI	100002477	1
110.1.5	KEILRIEMENSCHLEIBE (IP23, 50Hz, 160 KW, 7.5+9+10bar)	V-BELT PULLEY	POULIE	POLEA CORREAS TRAPEZ.	PULEGGIA GOLE TRAPEZOIDALI	100002478	1
110.1.5	KEILRIEMENSCHLEIBE (IP23, 50Hz, 200 KW, 9+10+11+13bar)	V-BELT PULLEY	POULIE	POLEA CORREAS TRAPEZ.	PULEGGIA GOLE TRAPEZOIDALI	100002479	1
110.1.5	KEILRIEMENSCHLEIBE (IP55, 50Hz, 200 KW, 7.5bar)	V-BELT PULLEY	POULIE	POLEA CORREAS TRAPEZ.	PULEGGIA GOLE TRAPEZOIDALI	100006797	1
110.1.5	KEILRIEMENSCHLEIBE (IP55, 50Hz, 200 KW, 9+10+11+13bar)	V-BELT PULLEY	POULIE	POLEA CORREAS TRAPEZ.	PULEGGIA GOLE TRAPEZOIDALI	100006798	1
110.1.5	KEILRIEMENSCHLEIBE (IP23, 50Hz, 200 KW, 7.5bar)	V-BELT PULLEY	POULIE	POLEA CORREAS TRAPEZ.	PULEGGIA GOLE TRAPEZOIDALI	A11507274	1
110.1.5	KEILRIEMENSCHLEIBE (IP55, 50Hz, 250 KW, 9bar)	V-BELT PULLEY	POULIE	POLEA CORREAS TRAPEZ.	PULEGGIA GOLE TRAPEZOIDALI	A11518574	1
110.1.5	KEILRIEMENSCHLEIBE (IP23, 50Hz, 250 KW, 9bar)	V-BELT PULLEY	POULIE	POLEA CORREAS TRAPEZ.	PULEGGIA GOLE TRAPEZOIDALI	A11518674	1
110.1.5	KEILRIEMENSCHLEIBE (IP23+IP55, 50Hz, 132 KW, 9+11bar)	V-BELT PULLEY	POULIE	POLEA CORREAS TRAPEZ.	PULEGGIA GOLE TRAPEZOIDALI	A11518774	1
110.1.5	KEILRIEMENSCHLEIBE (IP55, 50Hz, 250 KW, 7.5+10+11+13bar)	V-BELT PULLEY	POULIE	POLEA CORREAS TRAPEZ.	PULEGGIA GOLE TRAPEZOIDALI	A11522474	1
110.1.5	KEILRIEMENSCHLEIBE (IP23, 50Hz, 250 KW, 7.5+10+11+13bar)	V-BELT PULLEY	POULIE	POLEA CORREAS TRAPEZ.	PULEGGIA GOLE TRAPEZOIDALI	A11522574	1
110.1.5	KEILRIEMENSCHLEIBE (IP55, 50Hz, 160 KW, 7.5+9+10bar) + (IP23+IP55, 50Hz, 132 KW, 7.5bar)	V-BELT PULLEY	POULIE	POLEA CORREAS TRAPEZ.	PULEGGIA GOLE TRAPEZOIDALI	A11522874	1
110.1.5	KEILRIEMENSCHLEIBE (IP55, 50Hz, 160 KW, 11+13bar)	V-BELT PULLEY	POULIE	POLEA CORREAS TRAPEZ.	PULEGGIA GOLE TRAPEZOIDALI	A11522974	1
110.1.5	KEILRIEMENSCHLEIBE (IP23+IP55, 50Hz, 132KW, 10bar)	V-BELT PULLEY	POULIE	POLEA CORREAS TRAPEZ.	PULEGGIA GOLE TRAPEZOIDALI	A11523074	1
110.1.5	KEILRIEMENSCHLEIBE (IP23+IP55, 50Hz, 132KW, 13bar)	V-BELT PULLEY	POULIE	POLEA CORREAS TRAPEZ.	PULEGGIA GOLE TRAPEZOIDALI	A11523174	1



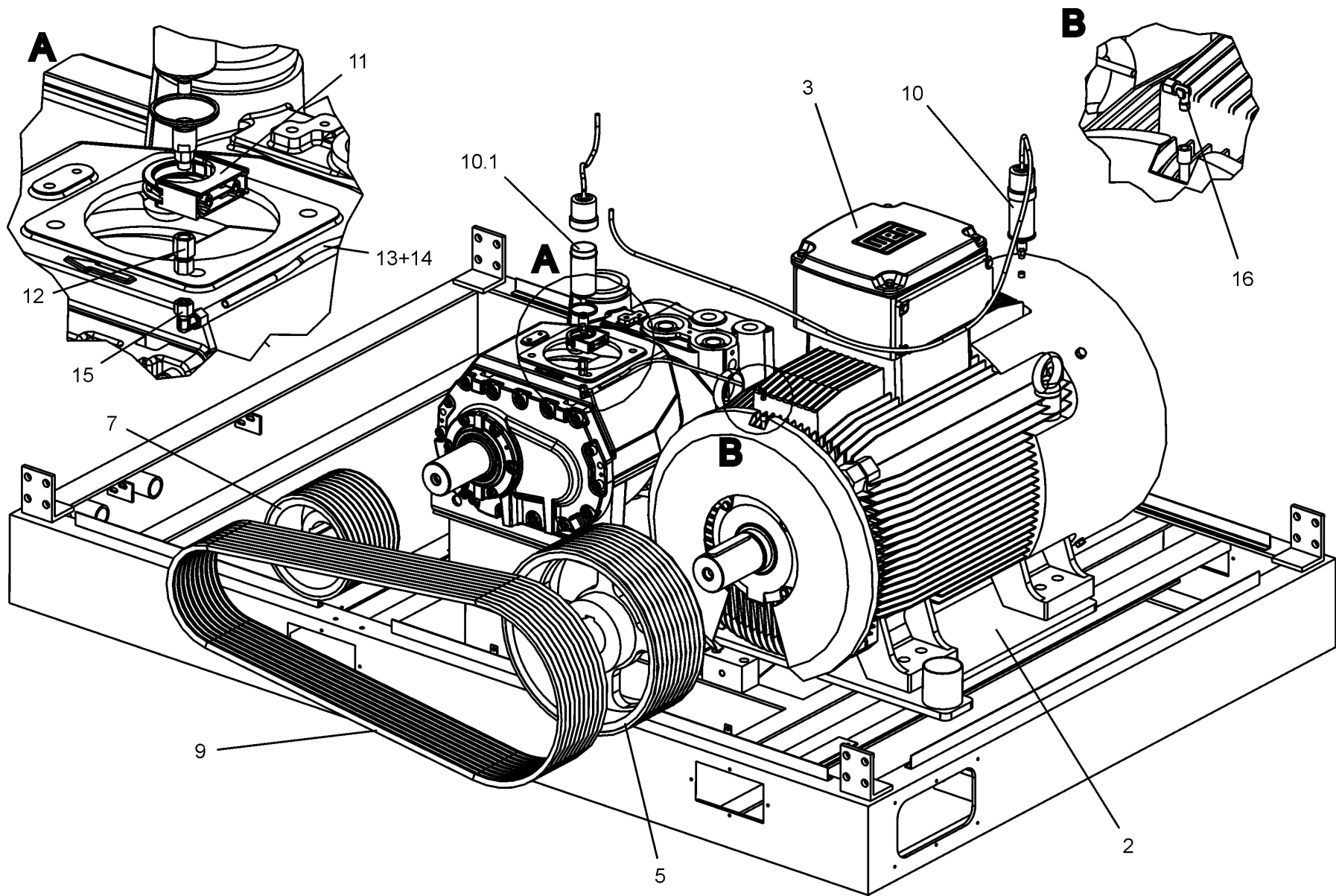
Pos	BENENNUNG	DESCRIPTION	DESIGNATION	DENOMINACION	DESCRIZIONE	Lager Nr. Stock Nr. N° de magasin N° de almacén N° de magazzino	Menge Qty. Quant. Cantidad
	<b>Keilriemenscheibe Verdichter</b>	<b>V-belt pulley, compressor</b>	<b>Poulie à courroie trapézoïdale du compresseur</b>	<b>Polea para correa trapezoidal para compresor</b>	<b>Puleggia a gola trapezoidale, compressore</b>		
110.1.7	KEILRIEMENSCHLEIBE (132KW, 50Hz, 13bar) + (160KW, 50Hz, 10bar) + (200KW, 50Hz, 11bar)	V-BELT PULLEY	POULIE	POLEA CORREAS TRAPEZ.	PULEGGIA GOLE TRAPEZOIDALI	A10668874	1
110.1.7	KEILRIEMENSCHLEIBE (132 KW, 50Hz, 9bar) + (160 KW, 50Hz, 9 + 11bar) + (200 KW, 50Hz, 10bar)	V-BELT PULLEY	POULIE	POLEA CORREAS TRAPEZ.	PULEGGIA GOLE TRAPEZOIDALI	A11123074	1
110.1.7	KEILRIEMENSCHLEIBE (132KW, 50Hz, 7.5 + 10 + 11bar) + (160KW, 50Hz, 13bar) + (200KW, 50Hz, 13bar)	V-BELT PULLEY	POULIE	POLEA CORREAS TRAPEZ.	PULEGGIA GOLE TRAPEZOIDALI	A11506974	1
110.1.7	KEILRIEMENSCHLEIBE (250 KW, 50Hz, 10bar)	V-BELT PULLEY	POULIE	POLEA CORREAS TRAPEZ.	PULEGGIA GOLE TRAPEZOIDALI	A11518974	1
110.1.7	KEILRIEMENSCHLEIBE (250 KW, 50Hz, 13bar)	V-BELT PULLEY	POULIE	POLEA CORREAS TRAPEZ.	PULEGGIA GOLE TRAPEZOIDALI	A11519074	1
110.1.7	KEILRIEMENSCHLEIBE (250 KW, 50Hz, 7.5 + 9bar)	V-BELT PULLEY	POULIE	POLEA CORREAS TRAPEZ.	PULEGGIA GOLE TRAPEZOIDALI	A11522674	1
110.1.7	KEILRIEMENSCHLEIBE (160 KW, 50Hz, 7.5bar) + (200 KW, 50Hz, 7.5 + 9bar)	V-BELT PULLEY	POULIE	POLEA CORREAS TRAPEZ.	PULEGGIA GOLE TRAPEZOIDALI	A11522774	1
110.1.7	KEILRIEMENSCHLEIBE (250 KW, 50Hz, 11bar)	V-BELT PULLEY	POULIE	POLEA CORREAS TRAPEZ.	PULEGGIA GOLE TRAPEZOIDALI	A11526774	1
	<b>Keilriemensätze</b>	<b>Sets of V-belts</b>	<b>Jeux de courroies trapézoïdales</b>	<b>Juegos de correas trapezoidales</b>	<b>Set cinghie trapezoidali</b>		
110.1.9	KEILRIEMENSATZ (IP23+IP55, 50Hz, 200KW, 9bar)+ (IP55, 50Hz, 200 KW, 10+11bar)+ (IP23+IP55, 50Hz, 160 KW, 7.5+9+11bar) + (IP55, 50Hz, 160 KW, 10+13bar) + (IP23+IP55, 50Hz, 132 KW, 7.5+ 9+11+13bar) + (IP55, 50Hz, 132 KW, 10bar)	SET V-BELT	JEU DE COURROIES TRAP.	KIT CORREAS	SET CINGHIE TRAPEZ.	A10496874	1
110.1.9	KEILRIEMENSATZ (IP23, 50Hz, 200 KW, 10+11bar) + (IP23+IP55, 50Hz, 200 KW, 7.5+13bar) + (IP23, 50Hz, 160 KW, 10+13bar) + (IP23, 50Hz, 132 KW, 10bar)	SET V-Belt	JEU DE COURROIES TRAP.	KIT CORREAS	SET CINGHIE TRAPEZ	A10496974	1
110.9	KEILRIEMENSATZ (IP23+IP55, 50Hz, 250 KW, 11+13bar) + (IP23, 50Hz, 250 KW, 10bar)	SET V-Belt	JEU DE COURROIES TRAP.	KIT CORREAS	SET CINGHIE TRAPEZ	A10689774	1
110.9	KEILRIEMENSATZ (IP23+IP55, 50Hz, 250 KW, 7.5 + 9bar) + (IP55, 50Hz, 250 KW, 10bar)	SET V-Belt	JEU DE COURROIES TRAP.	KIT CORREAS	SET CINGHIE TRAPEZ	A11523274	1



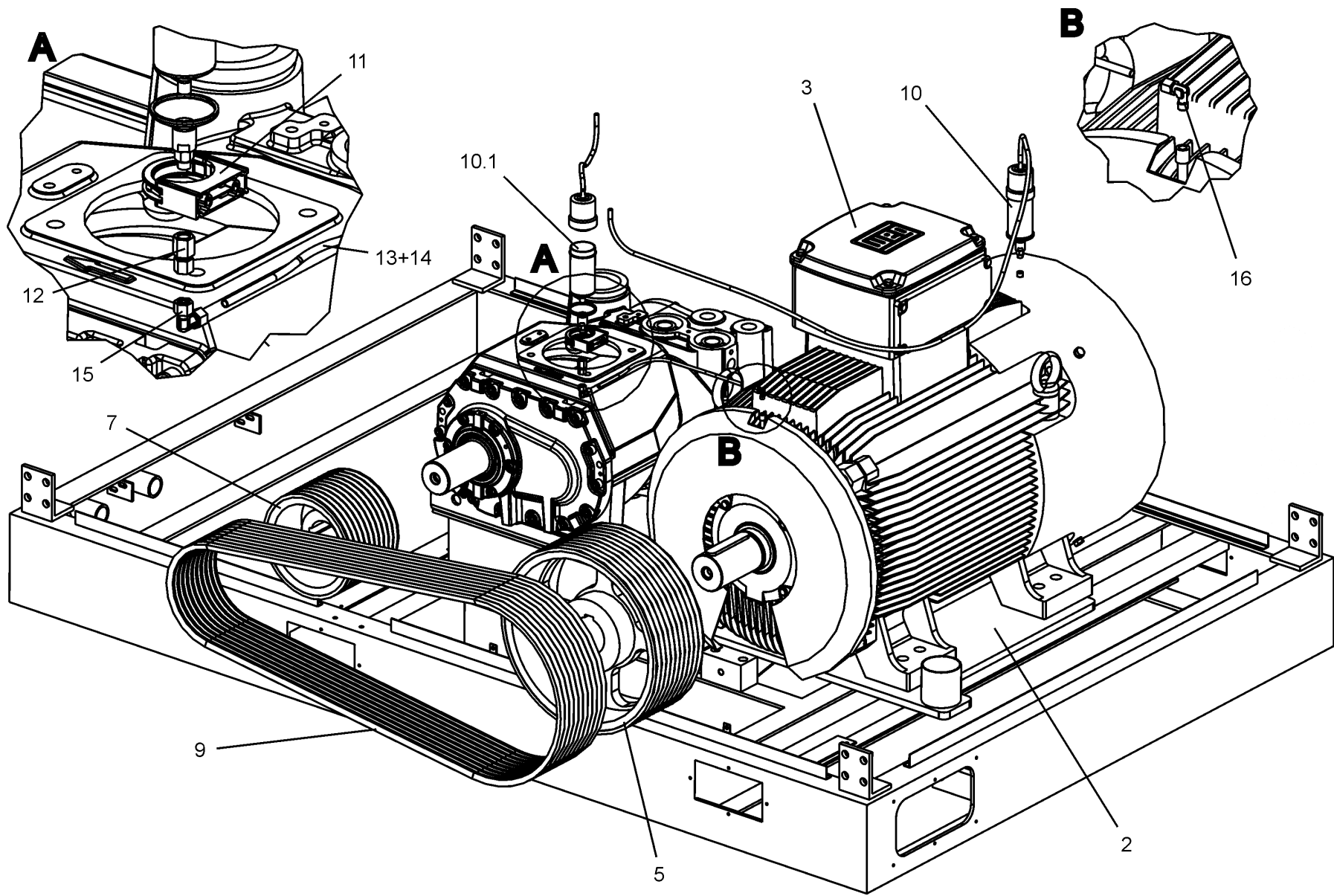
Pos	BENENNUNG	DESCRIPTION	DESIGNATION	DENOMINACION	DESCRIZIONE	Lager Nr. Stock Nr. N° de magasin N° de almacén N° de magazzino	Menge Qty. Quant. Cantidad
110 1	ANTRIEBSTEILE L132-250 - 60Hz	DRIVES L132-250 - 60Hz	MOTEUR L132-250 - 60Hz	ACCIONAMIENTOS L132-250 - 60Hz	MOTORI L132-250 - 60Hz	100005264	
110.1.2	MOTORWIPPE (IP55, 60Hz, 200 KW, 9bar)	MOTOR HINGED SUPPORT	BASCULE DE MONTEUR	SOPORTE BASCULA MOTOR	SUPORTO OSCILL.MOTORE	ZS1111976	1
110.1.2	MOTORWIPPE (IP23, 60Hz, 250 KW, 10bar)	MOTOR HINGED SUPPORT	BASCULE DE MONTEUR	SOPORTE BASCULA MOTOR	SUPORTO OSCILL.MOTORE	100001161	1
110.1.2	MOTORWIPPE (IP23, 60Hz, 250 KW, 7.5bar)	MOTOR HINGED SUPPORT	BASCULE DE MONTEUR	SOPORTE BASCULA MOTOR	SUPORTO OSCILL.MOTORE	100001162	1
110.1.2	MOTORWIPPE (IP55, 60Hz, 160 KW, 10+13bar) + (IP55, 60Hz, 132 KW, 9bar)	MOTOR HINGED SUPPORT	BASCULE DE MONTEUR	SOPORTE BASCULA MOTOR	SUPORTO OSCILL.MOTORE	100001171	1
110.1.2	MOTORWIPPE (IP55, 60Hz, 160 KW, 9bar) + (IP55, 60Hz, 132 KW, 7.5+13bar)	MOTOR HINGED SUPPORT	BASCULE DE MONTEUR	SOPORTE BASCULA MOTOR	SUPORTO OSCILL.MOTORE	100001172	1
110.1.2	MOTORWIPPE (IP55, 60Hz, 160 KW, 11bar)	MOTOR HINGED SUPPORT	BASCULE DE MONTEUR	SOPORTE BASCULA MOTOR	SUPORTO OSCILL.MOTORE	100001173	1
110.1.2	MOTORWIPPE (IP55, 60Hz, 132KW, 11bar)	MOTOR HINGED SUPPORT	BASCULE DE MONTEUR	SOPORTE BASCULA MOTOR	SUPORTO OSCILL.MOTORE	100001175	1
110.1.2	MOTORWIPPE (IP23, 60Hz, 160 KW, 9bar)	MOTOR HINGED SUPPORT	BASCULE DE MONTEUR	SOPORTE BASCULA MOTOR	SUPORTO OSCILL.MOTORE	100001176	1
110.1.2	MOTORWIPPE (IP23, 60Hz, 160 KW, 11bar)	MOTOR HINGED SUPPORT	BASCULE DE MONTEUR	SOPORTE BASCULA MOTOR	SUPORTO OSCILL.MOTORE	100001177	1
110.1.2	MOTORWIPPE (IP23, 60Hz, 200 KW, 7.5bar) + (IP55, 60Hz, 160 KW, 7.5bar)	MOTOR HINGED SUPPORT	BASCULE DE MONTEUR	SOPORTE BASCULA MOTOR	SUPORTO OSCILL.MOTORE	100001179	1
110.1.2	MOTORWIPPE (IP23, 60Hz, 200 KW, 9bar)	MOTOR HINGED SUPPORT	BASCULE DE MONTEUR	SOPORTE BASCULA MOTOR	SUPORTO OSCILL.MOTORE	100001181	1
110.1.2	MOTORWIPPE (IP23, 60Hz, 132KW, 10bar)	MOTOR HINGED SUPPORT	BASCULE DE MONTEUR	SOPORTE BASCULA MOTOR	SUPORTO OSCILL.MOTORE	100001183	1
110.1.2	MOTORWIPPE (IP23, 60Hz, 132KW, 7.5bar)	MOTOR HINGED SUPPORT	BASCULE DE MONTEUR	SOPORTE BASCULA MOTOR	SUPORTO OSCILL.MOTORE	100001185	1
110.1.2	MOTORWIPPE (IP55, 60Hz, 200 KW, 11bar)	MOTOR HINGED SUPPORT	BASCULE DE MONTEUR	SOPORTE BASCULA MOTOR	SUPORTO OSCILL.MOTORE	ZS1111978	1
110.1.2	MOTORWIPPE (IP55, 60Hz, 200 KW, 10+13bar) + (IP55, 60Hz, 250 KW, 13bar)	MOTOR HINGED SUPPORT	BASCULE DE MONTEUR	SOPORTE BASCULA MOTOR	SUPORTO OSCILL.MOTORE	ZS1111979	1
110.1.2	MOTORWIPPE (IP23, 60Hz, 250 KW, 9bar)	MOTOR HINGED SUPPORT	BASCULE DE MONTEUR	SOPORTE BASCULA MOTOR	SUPORTO OSCILL.MOTORE	100001998	1
110.1.2	MOTORWIPPE (IP23, 60Hz, 250 KW, 11bar)	MOTOR HINGED SUPPORT	BASCULE DE MONTEUR	SOPORTE BASCULA MOTOR	SUPORTO OSCILL.MOTORE	100001999	1
110.1.2	MOTORWIPPE (IP23, 60Hz, 250 KW, 13bar)	MOTOR HINGED SUPPORT	BASCULE DE MONTEUR	SOPORTE BASCULA MOTOR	SUPORTO OSCILL.MOTORE	100002000	1
110.1.2	MOTORWIPPE (IP23, 60Hz, 200 KW, 10 + 13bar)	MOTOR HINGED SUPPORT	BASCULE DE MONTEUR	SOPORTE BASCULA MOTOR	SUPORTO OSCILL.MOTORE	100002004	1
110.1.2	MOTORWIPPE (IP23, 60Hz, 200 KW, 11bar)	MOTOR HINGED SUPPORT	BASCULE DE MONTEUR	SOPORTE BASCULA MOTOR	SUPORTO OSCILL.MOTORE	100002005	1
110.1.2	MOTORWIPPE (IP23, 60Hz, 160 KW, 7.5bar)	MOTOR HINGED SUPPORT	BASCULE DE MONTEUR	SOPORTE BASCULA MOTOR	SUPORTO OSCILL.MOTORE	100002006	1
110.1.2	MOTORWIPPE (IP23, 160 KW/60Hz, 10 + 13bar)	MOTOR HINGED SUPPORT	BASCULE DE MONTEUR	SOPORTE BASCULA MOTOR	SUPORTO OSCILL.MOTORE	100002007	1
110.1.2	MOTORWIPPE (IP55, 60Hz, 132KW, 10bar)	MOTOR HINGED SUPPORT	BASCULE DE MONTEUR	SOPORTE BASCULA MOTOR	SUPORTO OSCILL.MOTORE	100002008	1



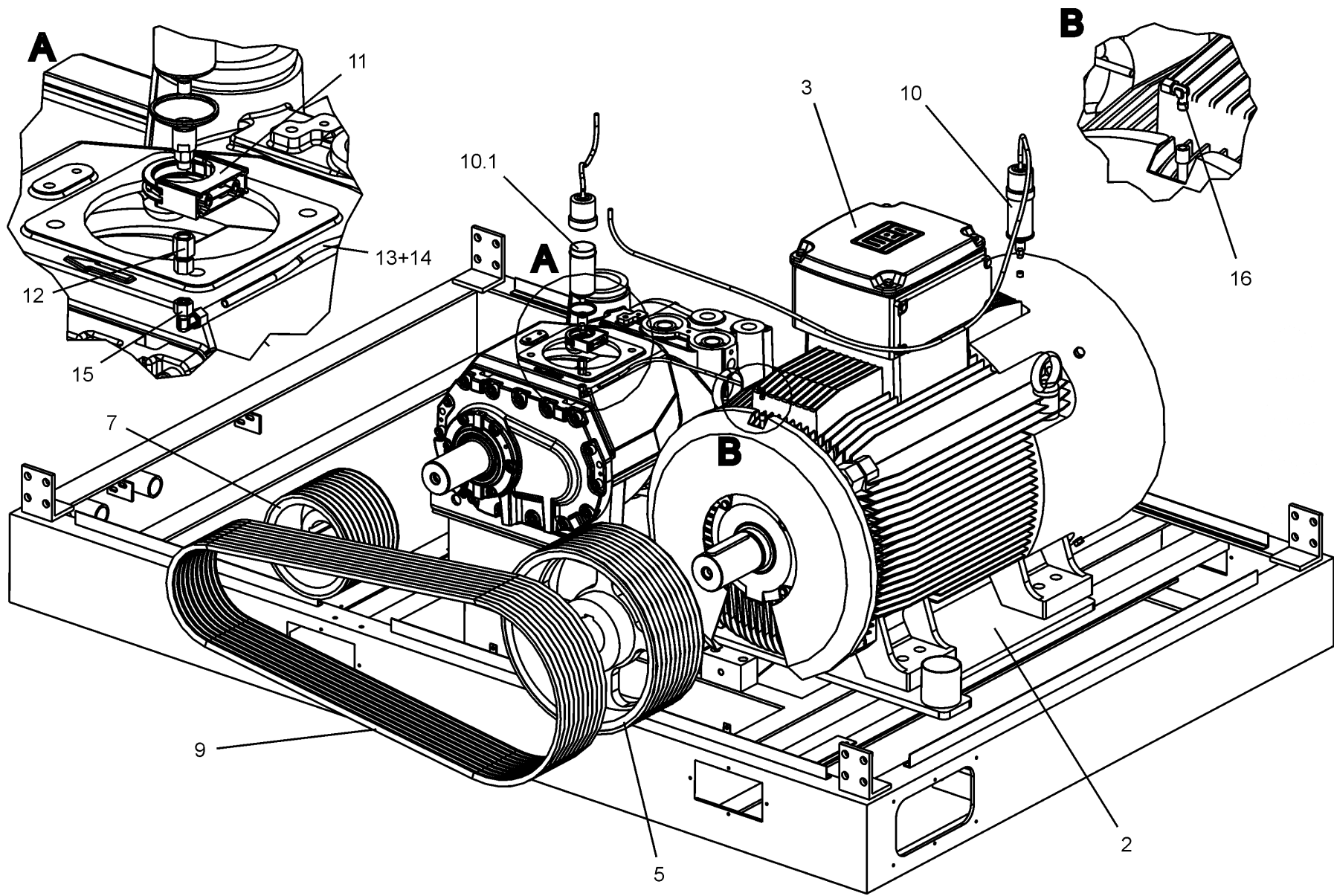
Pos	BENENNUNG	DESCRIPTION	DESIGNATION	DENOMINACION	DESCRIZIONE	Lager Nr. Stock Nr. N° de magasin N° de almacén N° de magazzino	Menge Qty. Quant. Cantidad
110.1.2	MOTORWIPPE (IP23, 60Hz, 132KW, 9bar)	MOTOR HINGED SUPPORT	BASCULE DE MONTEUR	SOPORTE BASCULA MOTOR	SUPORTO OSCILL.MOTORE	100002009	1
110.1.2	MOTORWIPPE (IP23, 60Hz, 132KW, 11bar)	MOTOR HINGED SUPPORT	BASCULE DE MONTEUR	SOPORTE BASCULA MOTOR	SUPORTO OSCILL.MOTORE	100002010	1
110.1.2	MOTORWIPPE (IP23, 60Hz, 132KW, 13bar)	MOTOR HINGED SUPPORT	BASCULE DE MONTEUR	SOPORTE BASCULA MOTOR	SUPORTO OSCILL.MOTORE	100002011	1
110.1.2	MOTORWIPPE (IP55, 60Hz, 250KW, 10bar)	MOTOR HINGED SUPPORT	BASCULE DE MONTEUR	SOPORTE BASCULA MOTOR	SUPORTO OSCILL.MOTORE	ZS1111980	1
110.1.2	MOTORWIPPE (IP55, 60Hz, 200KW, 7.5bar) + (IP55, 60Hz, 250KW, 9+11bar)	MOTOR HINGED SUPPORT	BASCULE DE MONTEUR	SOPORTE BASCULA MOTOR	SUPORTO OSCILL.MOTORE	ZS1111981	1
110.1.2	MOTORWIPPE (IP55, 60Hz, 250KW, 7.5bar)	MOTOR HINGED SUPPORT	BASCULE DE MONTEUR	SOPORTE BASCULA MOTOR	SUPORTO OSCILL.MOTORE	ZS1111982	1
	<b>Keilriemenscheibe Motor</b>	<b>V-belt pulley, motor</b>	<b>Poulie à courroie trapézoïdale du moteur</b>	<b>Polea para correa trapezoidal para motor</b>	<b>Puleggia a gola trapezoidale, motore</b>		
110.1.5	KEILRIEMENSCHLEIBE (IP23+IP55, 60Hz, 132KW, 9+11bar)	V-BELT PULLEY	POULIE	POLEA CORREAS TRAPEZ.	PULEGGIA GOLE TRAPEZOIDALI	100001988	1
110.1.5	KEILRIEMENSCHLEIBE (IP55, 60Hz, 250KW, 7.5+11bar)	V-BELT PULLEY	POULIE	POLEA CORREAS TRAPEZ.	PULEGGIA GOLE TRAPEZOIDALI	100001989	1
110.1.5	KEILRIEMENSCHLEIBE (IP23, 60Hz, 250KW, 7.5+11bar)	V-BELT PULLEY	POULIE	POLEA CORREAS TRAPEZ.	PULEGGIA GOLE TRAPEZOIDALI	100001990	1
110.1.5	KEILRIEMENSCHLEIBE (IP23, 60Hz, 200KW, 7.5bar)	V-BELT PULLEY	POULIE	POLEA CORREAS TRAPEZ.	PULEGGIA GOLE TRAPEZOIDALI	100001991	1
110.1.5	KEILRIEMENSCHLEIBE (IP23, 60Hz, 200KW, 13bar)	V-BELT PULLEY	POULIE	POLEA CORREAS TRAPEZ.	PULEGGIA GOLE TRAPEZOIDALI	100002477	1
110.1.5	KEILRIEMENSCHLEIBE (IP23, 60Hz, 200KW, 9+10+11bar) + (IP23, 60Hz, 160KW, 7.5bar)	V-BELT PULLEY	POULIE	POLEA CORREAS TRAPEZ.	PULEGGIA GOLE TRAPEZOIDALI	100002478	1
110.1.5	KEILRIEMENSCHLEIBE (IP23, 60Hz, 160KW, 10bar)	V-BELT PULLEY	POULIE	POLEA CORREAS TRAPEZ.	PULEGGIA GOLE TRAPEZOIDALI	100002485	1
110.1.5	KEILRIEMENSCHLEIBE (IP23, 60Hz, 160KW, 9+11+13bar)	V-BELT PULLEY	POULIE	POLEA CORREAS TRAPEZ.	PULEGGIA GOLE TRAPEZOIDALI	100003117	1
110.1.5	KEILRIEMENSCHLEIBE (IP55, 60Hz, 200KW, 7.5bar)	V-BELT PULLEY	POULIE	POLEA CORREAS TRAPEZ.	PULEGGIA GOLE TRAPEZOIDALI	100006796	1
110.1.5	KEILRIEMENSCHLEIBE (IP55, 60Hz, 200KW, 9+10+11bar)	V-BELT PULLEY	POULIE	POLEA CORREAS TRAPEZ.	PULEGGIA GOLE TRAPEZOIDALI	100006799	1
110.1.5	KEILRIEMENSCHLEIBE (IP55, 60Hz, 200KW, 13bar)	V-BELT PULLEY	POULIE	POLEA CORREAS TRAPEZ.	PULEGGIA GOLE TRAPEZOIDALI	100006800	1
110.1.5	KEILRIEMENSCHLEIBE (IP55, 60Hz, 250KW, 9+10+13bar)	V-BELT PULLEY	POULIE	POLEA CORREAS TRAPEZ.	PULEGGIA GOLE TRAPEZOIDALI	A11518574	1
110.1.5	KEILRIEMENSCHLEIBE (IP23, 60Hz, 250KW, 9+10+13bar)	V-BELT PULLEY	POULIE	POLEA CORREAS TRAPEZ.	PULEGGIA GOLE TRAPEZOIDALI	A11518674	1
110.1.5	KEILRIEMENSCHLEIBE (IP23+IP55, 60Hz, 132KW, 7.5+10bar) + (IP55, 60Hz, 160KW, 10bar)	V-BELT PULLEY	POULIE	POLEA CORREAS TRAPEZ.	PULEGGIA GOLE TRAPEZOIDALI	A11518774	1
110.1.5	KEILRIEMENSCHLEIBE (IP55, 60Hz, 160KW, 7.5bar)	V-BELT PULLEY	POULIE	POLEA CORREAS TRAPEZ.	PULEGGIA GOLE TRAPEZOIDALI	A11522874	1
110.1.5	KEILRIEMENSCHLEIBE (IP55, 60Hz, 160KW, 9+11+13bar)	V-BELT PULLEY	POULIE	POLEA CORREAS TRAPEZ.	PULEGGIA GOLE TRAPEZOIDALI	A11523074	1
110.1.5	KEILRIEMENSCHLEIBE (IP23+55, 60Hz, 132KW, 13bar)	V-BELT PULLEY	POULIE	POLEA CORREAS TRAPEZ.	PULEGGIA GOLE TRAPEZOIDALI	A11523174	1



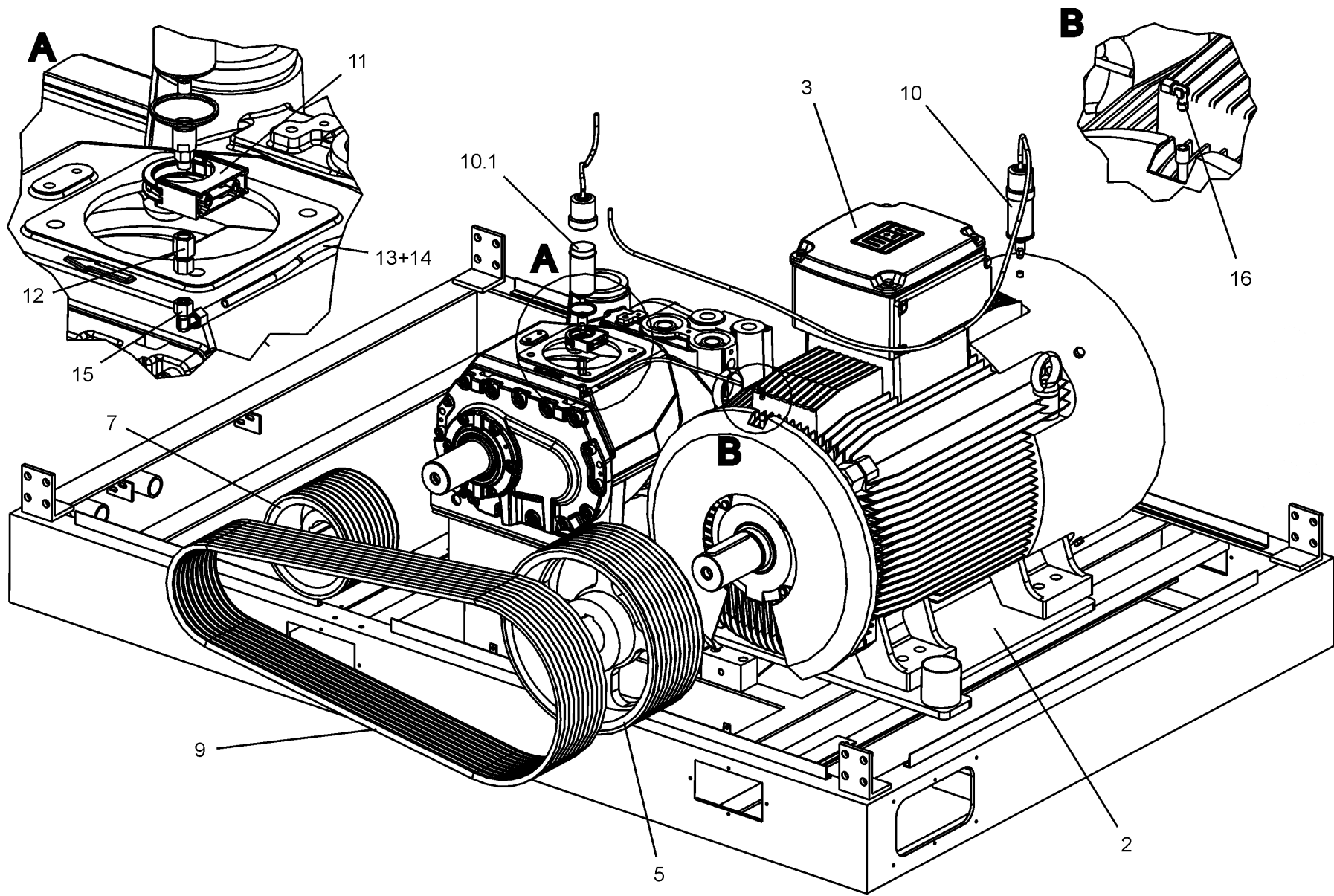
Pos	BENENNUNG	DESCRIPTION	DESIGNATION	DENOMINACION	DESCRIZIONE	Lager Nr. Stock Nr. N° de magasin N° de almacén N° de magazzino	Menge Qty. Quant. Cantidad
	<b>Keilriemenscheibe Verdichter</b>	<b>V-belt pulley, compressor</b>	<b>Poulie à courroie trapézoïdale du compresseur</b>	<b>Polea para correa trapezoidal para compresor</b>	<b>Puleggia a gola trapezoidale, compressore</b>		
110.1.7	KEILRIEMENSCHLEIBE (250KW, 60Hz, 10bar)	V-BELT PULLEY	POULIE	POLEA CORREAS TRAPEZ.	PULEGGIA GOLE TRAPEZOIDALI	100001992	1
110.1.7	KEILRIEMENSCHLEIBE (250KW, 60Hz, 11+13bar)	V-BELT PULLEY	POULIE	POLEA CORREAS TRAPEZ.	PULEGGIA GOLE TRAPEZOIDALI	100001993	1
110.1.7	KEILRIEMENSCHLEIBE (200KW, 60Hz, 7.5bar)	V-BELT PULLEY	POULIE	POLEA CORREAS TRAPEZ.	PULEGGIA GOLE TRAPEZOIDALI	100001994	1
110.1.7	KEILRIEMENSCHLEIBE (160KW, 60Hz, 9+10bar) + (200KW, 60Hz, 10bar)	V-BELT PULLEY	POULIE	POLEA CORREAS TRAPEZ.	PULEGGIA GOLE TRAPEZOIDALI	A10668874	1
110.1.7	KEILRIEMENSCHLEIBE (200KW, 60Hz, 9bar)	V-BELT PULLEY	POULIE	POLEA CORREAS TRAPEZ.	PULEGGIA GOLE TRAPEZOIDALI	A11123074	1
110.1.7	KEILRIEMENSCHLEIBE (132KW, 60Hz, 7.5 + 9bar) + (160KW, 60Hz, 7.5 + 11bar) + (200KW, 60Hz, 11 + 13bar)	V-BELT PULLEY	POULIE	POLEA CORREAS TRAPEZ.	PULEGGIA GOLE TRAPEZOIDALI	A11506974	1
110.1.7	KEILRIEMENSCHLEIBE (132KW, 60Hz, 10+11+13bar) + (160KW, 60Hz, 13bar)	V-BELT PULLEY	POULIE	POLEA CORREAS TRAPEZ.	PULEGGIA GOLE TRAPEZOIDALI	A11507174	1
110.1.7	KEILRIEMENSCHLEIBE (250KW, 60Hz, 7.5+9bar)	V-BELT PULLEY	POULIE	POLEA CORREAS TRAPEZ.	PULEGGIA GOLE TRAPEZOIDALI	A11526774	1
	<b>Keilriemensätze</b>	<b>Sets of V-belts</b>	<b>Jeux de courroies trapézoïdales</b>	<b>Juegos de correas trapezoidales</b>	<b>Set cinghie trapezoidali</b>		
110.1.9	KEILRIEMENSATZ (IP23+IP55, 60Hz, 132KW, 7.5+9bar) + (IP55, 60Hz, 132KW, 60Hz, 10+11+13bar) + (IP23+IP55, 60Hz, 160KW, 7.5+ 9+10+11bar) + (IP55, 60Hz, 200KW, 9+10+11+13bar)	SET V-Belt XPB 2990	JEU DE COURROIES TRAP.	KIT CORREAS	SET CINGHIE TRAPEZ	A10496874	1
110.1.9	KEILRIEMENSATZ (IP23, 60Hz, 132KW, 10+11+13bar) + (IP23+IP55, 60Hz, 160KW, 13bar) + (IP23, 60Hz, 200KW, 9+10+11+13bar) + (IP23+IP55, 60Hz, 200KW, 7.5bar)	SET V-Belt	JEU DE COURROIES TRAP.	KIT CORREAS	SET CINGHIE TRAPEZ	A10496974	1
110.1.9	KEILRIEMENSATZ (IP23, 60Hz, 250 KW, 7.5+9+10bar) + (IP23+IP55, 60Hz, 250 KW, 11+13bar)	SET V-Belt	JEU DE COURROIES TRAP.	KIT CORREAS	SET CINGHIE TRAPEZ	A10689774	1
110.1.9	KEILRIEMENSATZ (IP55, 60Hz, 250 KW, 7.5+9+10bar)	SET V-Belt	JEU DE COURROIES TRAP.	KIT CORREAS	SET CINGHIE TRAPEZ	A11523274	1



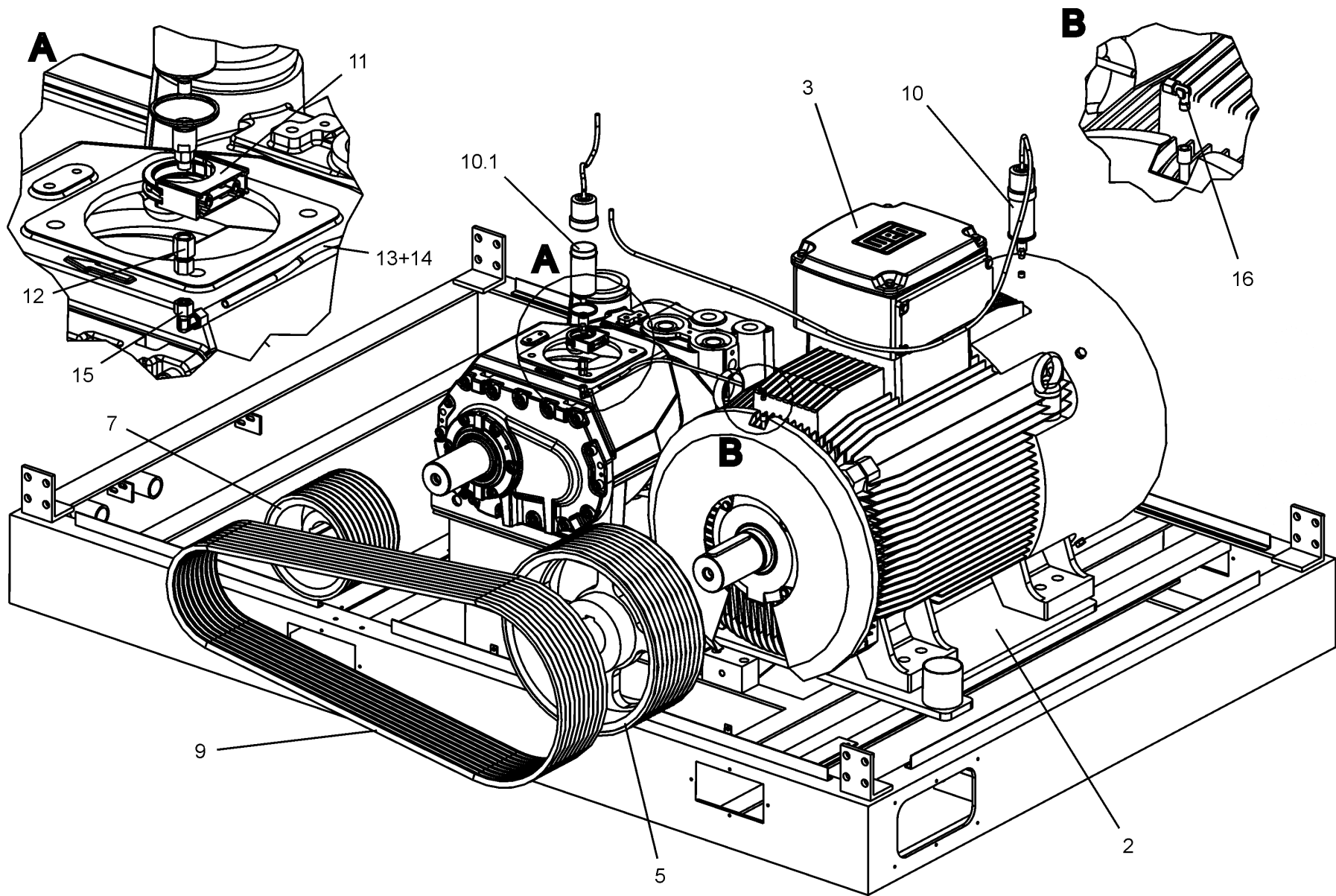
Pos	BENENNUNG	DESCRIPTION	DESIGNATION	DENOMINACION	DESCRIZIONE	Lager Nr. Stock Nr. N° de magasin N° de almacén N° de magazzino	Menge Qty. Quant. Cantidad
110.3	E-MOTOR 132KW-380/660V/50Hz-IP23	ELECTRIC MOTOR	MOTEUR ELECTRIQUE	MOTOR ELEC.	MOTORE EL.	100004238	1
110.3	E-MOTOR 160KW-380/660V/50Hz-IP23	ELECTRIC MOTOR	MOTEUR ELECTRIQUE	MOTOR ELEC.	MOTORE EL.	100004239	1
110.3	E-MOTOR 200KW-380/660V/50Hz-IP23	ELECTRIC MOTOR	MOTEUR ELECTRIQUE	MOTOR ELEC.	MOTORE EL.	100004240	1
110.3	E-MOTOR 250KW-380/660V/50Hz-IP23	ELECTRIC MOTOR	MOTEUR ELECTRIQUE	MOTOR ELEC.	MOTORE EL.	100004241	1
110.3	E-MOTOR 132KW-380V/60Hz-IP23	ELECTRIC MOTOR	MOTEUR ELECTRIQUE	MOTOR ELEC.	MOTORE EL.	100004283	1
110.3	E-MOTOR 160KW-380V/60Hz-IP23	ELECTRIC MOTOR	MOTEUR ELECTRIQUE	MOTOR ELEC.	MOTORE EL.	100004284	1
110.3	E-MOTOR 200KW-380V/60Hz-IP23	ELECTRIC MOTOR	MOTEUR ELECTRIQUE	MOTOR ELEC.	MOTORE EL.	100004285	1
110.3	E-MOTOR 250KW-380V/60Hz-IP23	ELECTRIC MOTOR	MOTEUR ELECTRIQUE	MOTOR ELEC.	MOTORE EL.	100004286	1
110.3	E-MOTOR 132KW-230V/60Hz-IP23	ELECTRIC MOTOR	MOTEUR ELECTRIQUE	MOTOR ELEC.	E-MOTOR	100004565	1
110.3	E-MOTOR 160KW-230V/60Hz-IP23	ELECTRIC MOTOR	MOTEUR ELECTRIQUE	MOTOR ELEC.	E-MOTOR	100004566	1
110.3	E-MOTOR 200KW-230V/60Hz-IP23	ELECTRIC MOTOR	MOTEUR ELECTRIQUE	MOTOR ELEC.	E-MOTOR	100004567	1
110.3	E-MOTOR 250KW-230V/60Hz-IP23	ELECTRIC MOTOR	MOTEUR ELECTRIQUE	MOTOR ELEC.	E-MOTOR	100004568	1
110.3	E-MOTOR 132KW-460V/60Hz-IP23	ELECTRIC MOTOR	MOTEUR ELECTRIQUE	MOTOR ELEC.	MOTORE EL.	100004569	1
110.3	E-MOTOR 160KW-460V/60Hz-IP23	ELECTRIC MOTOR	MOTEUR ELECTRIQUE	MOTOR ELEC.	MOTORE EL.	100004570	1
110.3	E-MOTOR 200KW-460V/60Hz-IP23	ELECTRIC MOTOR	MOTEUR ELECTRIQUE	MOTOR ELEC.	MOTORE EL.	100004571	1
110.3	E-MOTOR 250KW-460V/60Hz-IP23	ELECTRIC MOTOR	MOTEUR ELECTRIQUE	MOTOR ELEC.	MOTORE EL.	100004572	1
110.3	E-MOTOR 132KW-220V/50Hz-IP55	ELECTRIC MOTOR	MOTEUR ELECTRIQUE	MOTOR ELEC.	MOTORE EL.	100005935	1
110.3	E-MOTOR 160KW-220V/50Hz-IP55	ELECTRIC MOTOR	MOTEUR ELECTRIQUE	MOTOR ELEC.	MOTORE EL.	100005936	1
110.3	E-MOTOR 200KW-220V/50Hz-IP55 IE3	ELECTRIC MOTOR	MOTEUR ELECTRIQUE	MOTOR ELEC.	MOTORE EL.	ZS1107887	1
110.3	E-MOTOR 250KW-220V/50Hz-IP55 IE3	ELECTRIC MOTOR	MOTEUR ELECTRIQUE	MOTOR ELEC.	MOTORE EL.	ZS1107888	1
110.3	E-MOTOR 132KW-380/660V/50Hz-IP55	ELECTRIC MOTOR	MOTEUR ELECTRIQUE	MOTOR ELEC.	MOTORE EL.	100005939	1
110.3	E-MOTOR 160KW-380/660V/50Hz-IP55	ELECTRIC MOTOR	MOTEUR ELECTRIQUE	MOTOR ELEC.	MOTORE EL.	100005940	1
110.3	E-MOTOR 200KW-380/660V/50Hz-IP55 IE3	ELECTRIC MOTOR	MOTEUR ELECTRIQUE	MOTOR ELEC.	MOTORE EL.	ZS1107891	1
110.3	E-MOTOR 250KW-380/660V/50Hz-IP55 IE3	ELECTRIC MOTOR	MOTEUR ELECTRIQUE	MOTOR ELEC.	MOTORE EL.	ZS1107892	1
110.3	E-MOTOR 132KW-460V/60Hz-IP55eff1/epact	ELECTRIC MOTOR	MOTEUR ELECTRIQUE	MOTOR ELEC.	MOTORE EL.	100005943	1
110.3	E-MOTOR 160KW-460V/60Hz-IP55eff1/epact	ELECTRIC MOTOR	MOTEUR ELECTRIQUE	MOTOR ELEC.	MOTORE EL.	100005944	1



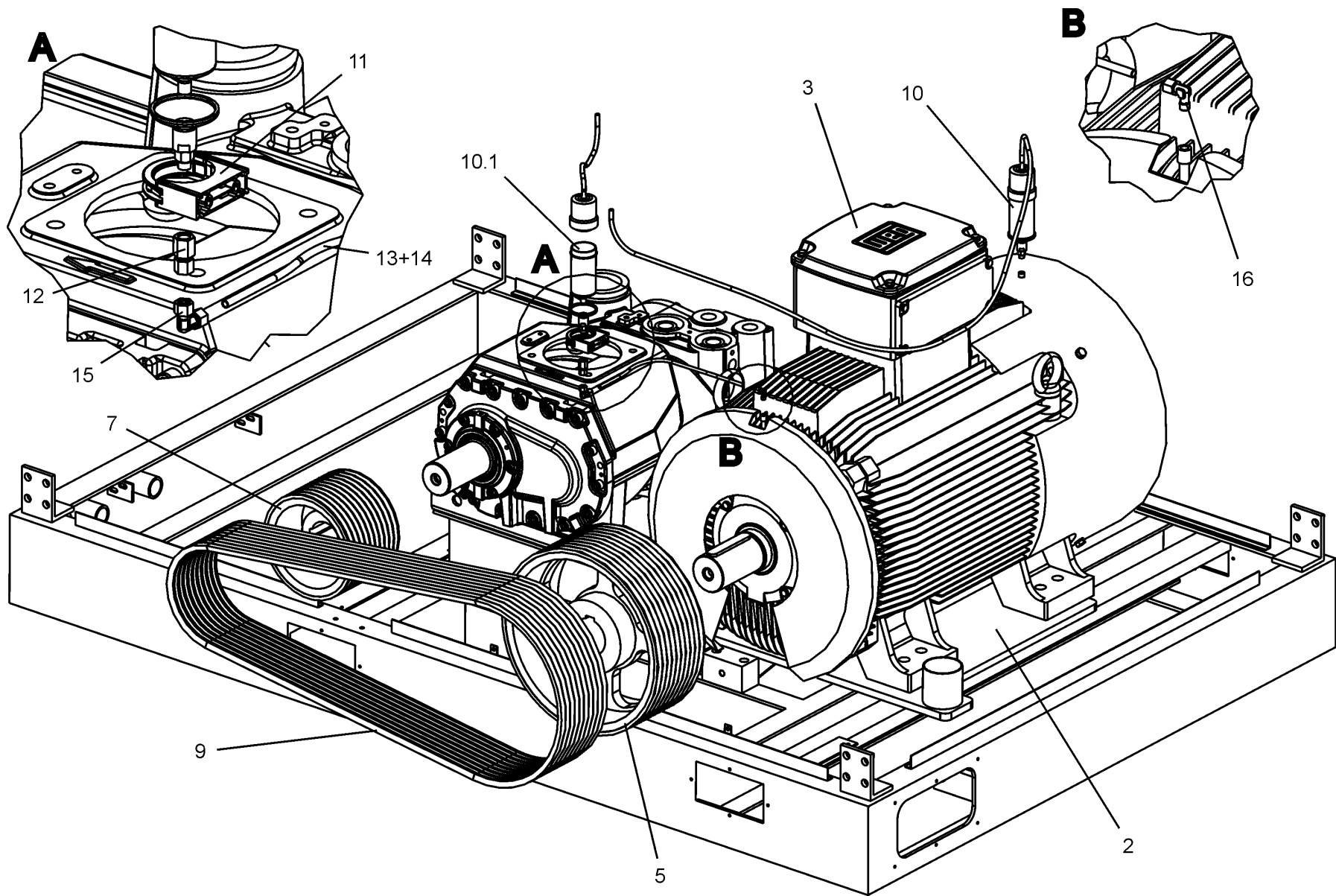
Pos	BENENNUNG	DESCRIPTION	DESIGNATION	DENOMINACION	DESCRIZIONE	Lager Nr. Stock Nr. N° de magasin N° de almacén N° de magazzino	Menge Qty. Quant. Cantidad
110.3	E-MOTOR 132KW-230V/60Hz-IP55	ELECTRIC MOTOR	MOTEUR ELECTRIQUE	MOTOR ELEC.	E-MOTOR	ZS1066422	1
110.3	E-MOTOR 160KW-230V/60Hz-IP55	ELECTRIC MOTOR	MOTEUR ELECTRIQUE	MOTOR ELEC.	MOTORE EL.	ZS1066425	1
110.3	E-MOTOR 200KW-230V/60Hz-IP55 IE3	ELECTRIC MOTOR	MOTEUR ELECTRIQUE	MOTOR ELEC.	MOTORE EL.	ZS1107963	1
110.3	E-MOTOR 250KW-230V/60Hz-IP55 IE3	ELECTRIC MOTOR	MOTEUR ELECTRIQUE	MOTOR ELEC.	MOTORE EL.	ZS1107964	1
110.3	E-MOTOR 132KW-380V/60Hz-IP55	ELECTRIC MOTOR	MOTEUR ELECTRIQUE	MOTOR ELEC.	MOTORE EL.	ZS1069255	1
110.3	E-MOTOR 160KW-380V/60Hz-IP55	ELECTRIC MOTOR	MOTEUR ELECTRIQUE	MOTOR ELEC.	MOTORE EL.	ZS1069256	1
110.3	E-MOTOR 200KW-380V/60Hz-IP55 IE3	ELECTRIC MOTOR	MOTEUR ELECTRIQUE	MOTOR ELEC.	MOTORE EL.	ZS1107967	1
110.3	E-MOTOR 250KW-380V/60Hz-IP55 IE3	ELECTRIC MOTOR	MOTEUR ELECTRIQUE	MOTOR ELEC.	MOTORE EL.	ZS1107969	1
110.3	E-MOTOR 132KW-575V/60Hz-IP55	ELECTRIC MOTOR	MOTEUR ELECTRIQUE	MOTOR ELEC.	MOTORE EL.	ZS1066428	1
110.3	E-MOTOR 160KW-575V/60Hz-IP55	ELECTRIC MOTOR	MOTEUR ELECTRIQUE	MOTOR ELEC.	E-MOTOR	ZS1066429	1
110.3	E-MOTOR 200KW-575V/60Hz-IP55 IE3	ELECTRIC MOTOR	MOTEUR ELECTRIQUE	MOTOR ELEC.	MOTORE EL.	ZS1108756	1
110.3	E-MOTOR 250KW-575V/60Hz-IP55 IE3	ELECTRIC MOTOR	MOTEUR ELECTRIQUE	MOTOR ELEC.	MOTORE EL.	ZS1108757	1
110.3	E-Motor 132kW-220V/50Hz -IP23	ELECTRIC MOTOR	MOTEUR ELECTRIQUE	MOTOR ELEC.	MOTORE EL.	A11620574	1
110.3	E-Motor 132kW-400V/50Hz -IP23	ELECTRIC MOTOR	MOTEUR ELECTRIQUE	MOTOR ELEC.	MOTORE EL.	A11620674	1
110.3	E-Motor 160kW-400V/50Hz -IP23	ELECTRIC MOTOR	MOTEUR ELECTRIQUE	MOTOR ELEC.	MOTORE EL.	A11620774	1
110.3	E-Motor 200kW-400V/50Hz -IP23	ELECTRIC MOTOR	MOTEUR ELECTRIQUE	MOTOR ELEC.	MOTORE EL.	A11620874	1
110.3	E-Motor 250kW-400V/50Hz -IP23	ELECTRIC MOTOR	MOTEUR ELECTRIQUE	MOTOR ELEC.	MOTORE EL.	A11620974	1
110.3	E-Motor 160kW-220V/50Hz -IP23	ELECTRIC MOTOR	MOTEUR ELECTRIQUE	MOTOR ELEC.	MOTORE EL.	A11624674	1
110.3	E-Motor 200kW-220V/50Hz -IP23	ELECTRIC MOTOR	MOTEUR ELECTRIQUE	MOTOR ELEC.	MOTORE EL.	A11624774	1
110.3	E-Motor 250kW-220V/50Hz -IP23	ELECTRIC MOTOR	MOTEUR ELECTRIQUE	MOTOR ELEC.	MOTORE EL.	A11624874	1
110.3	E-MOTOR 132KW-400V/50Hz-IP55eff1	ELECTRIC MOTOR	MOTEUR ELECTRIQUE	MOTOR ELEC.	MOTORE EL.	100012463	1
110.3	E-MOTOR 160KW-400V/50Hz-IP55eff1	ELECTRIC MOTOR	MOTEUR ELECTRIQUE	MOTOR ELEC.	MOTORE EL.	100012464	1
110.3	E-MOTOR 200KW-400V/50Hz-IP55eff1	ELECTRIC MOTOR	MOTEUR ELECTRIQUE	MOTOR ELEC.	MOTORE EL.	100012465	1
110.3	E-MOTOR 250KW-400V/50Hz-IP55eff1	ELECTRIC MOTOR	MOTEUR ELECTRIQUE	MOTOR ELEC.	MOTORE EL.	100012466	1



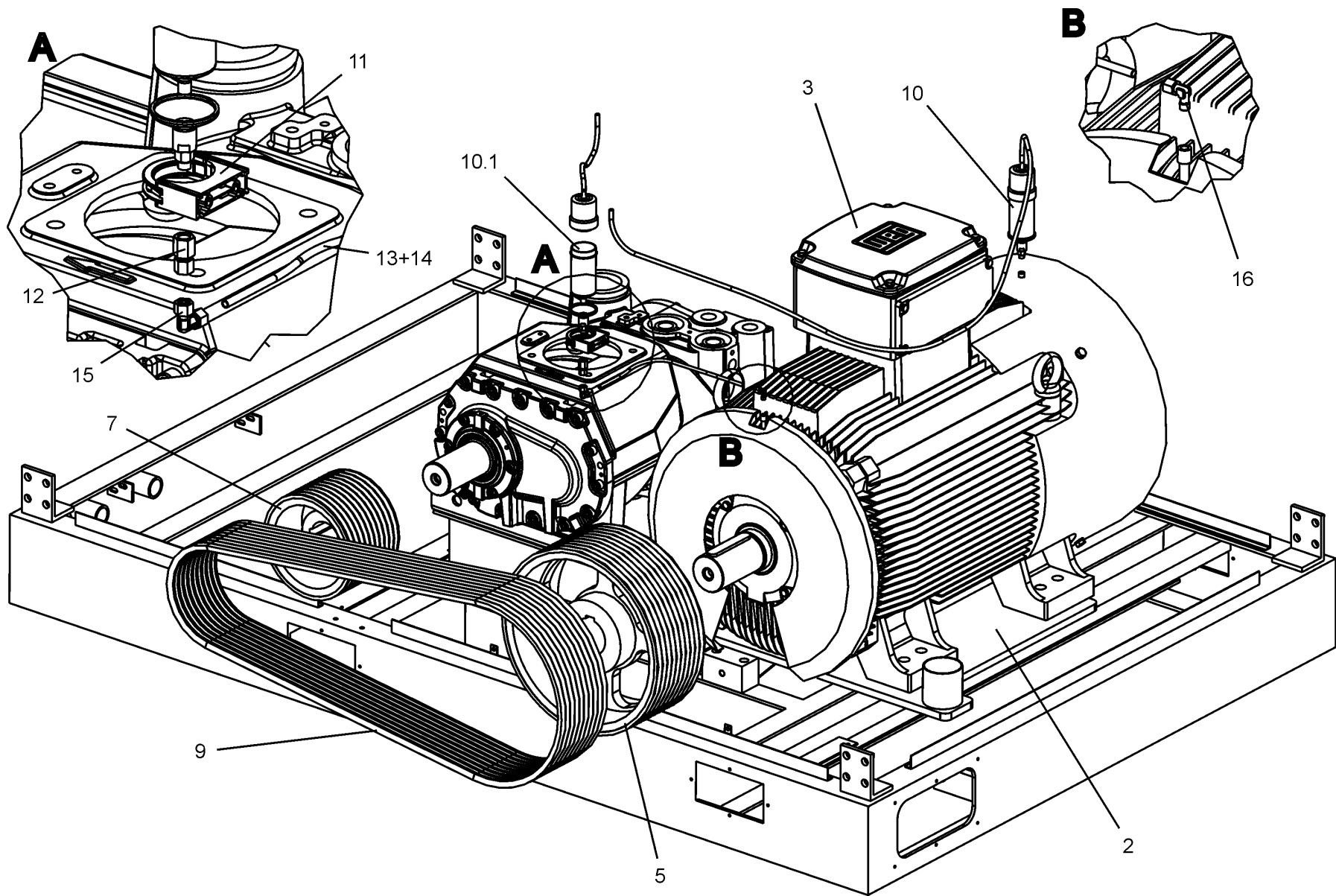
Pos	BENENNUNG	DESCRIPTION	DESIGNATION	DENOMINACION	DESCRIZIONE	Lager Nr. Stock Nr. N° de magasin N° de almacén N° de magazzino	Menge Qty. Quant. Cantidad
110.3	E-MOTOR 132KW-400V/50Hz + 460V/60Hz BV	ELECTRIC MOTOR	MOTEUR ELECTRIQUE	MOTOR ELEC.	MOTORE EL.	100012243	1
110.3	E-MOTOR 160KW-400V/50Hz + 460V/60Hz BV	ELECTRIC MOTOR	MOTEUR ELECTRIQUE	MOTOR ELEC.	MOTORE EL.	100013249	1
110.3	E-MOTOR 200KW-400V/50Hz + 460V/60Hz BV	ELECTRIC MOTOR	MOTEUR ELECTRIQUE	MOTOR ELEC.	MOTORE EL.	100012406	1
110.3	E-MOTOR 250KW-400V/50Hz + 460V/60Hz BV	ELECTRIC MOTOR	MOTEUR ELECTRIQUE	MOTOR ELEC.	MOTORE EL.	100012902	1
110.3	E-MOTOR 132KW - 400-460V/50 - 60Hz IE3	ELECTRIC MOTOR	MOTEUR ELECTRIQUE	MOTOR ELEC.	MOTORE EL.	ZS1063216	1
110.3	E-MOTOR 160KW - 400-460V/50 - 60Hz IE3	ELECTRIC MOTOR	MOTEUR ELECTRIQUE	MOTOR ELEC.	MOTORE EL.	ZS1063217	1
110.3	E-MOTOR 200KW - 400-460V/50 - 60Hz IE3	ELECTRIC MOTOR	MOTEUR ELECTRIQUE	MOTOR ELEC.	MOTORE EL.	ZS1107896	1
110.3	E-MOTOR 250KW - 400-460V/50 - 60Hz IE3	ELECTRIC MOTOR	MOTEUR ELECTRIQUE	MOTOR ELEC.	MOTORE EL.	ZS1113215	1
	<b>Motor-Schmiersystem L132-160+L160RS</b>	<b>Motor lubricating system L132-160+L160RS</b>	<b>Système de lubrification du moteur L132-160+L160RS</b>	<b>Sistema de lubricación del motor L132-160+L160RS</b>	<b>Sistema di lubrificazione del motore L132-160+L160RS</b>	<b>100010247</b>	
110.10	Schmierstoffgeber - MLS 120	MLS 120 lubricator	Distributeur de lubrifiant - MLS 120	Distribuidor de lubricante - MLS 120	Trasmettitore del lubrificante - MLS 120	100010182	2
10.1	MLS-Cartridge 120	MLS Cartridge 120	Cartouche MLS 120	Cartucho MLS 120	Cartuccia MLS 120	SCWG4000-120	2
	<b>Motor-Schmiersystem L200-250 + L200-250RS</b>	<b>Motor lubricating system L200-250 + L200-250RS</b>	<b>Système de lubrification du moteur L200-250 + L200-250RS</b>	<b>Sistema de lubricación del motor L200-250 + L200-250RS</b>	<b>Sistema di lubrificazione del motore L200-250 + L200-250RS</b>	<b>100010334</b>	
110.10	Motor-Schmiersystem L200-250	Motor lubricating system	Système de lubrification du moteur	Sistema de lubricación del motor	Sistema di lubrificazione del motore	100010187	2
10.1	Schmierstoffgeber - MLS 250	MLS 250 lubricator	Distributeur de lubrifiant - MLS 250	Distribuidor de lubricante - MLS 250	Trasmettitore del lubrificante - MLS 250	SCWG4000-250	2
110.11	Halter - Schmierstoffgeber	Lubricator holder	Support du distributeur de lubrifiant	Soporte del distribuidor de lubricante	Supporto trasmettitore del lubrificante	100010363	1
110.12	GAI-VERSCHRAUBG.	GAI-SCREW CONN.	MANCHON A VIS GAI	RACOR ROSC.GAI	RACCORDO VITE GAI	A93587320	1
110.13	TECALANROHR	TECALAN-TUBE	TUBE TECALAN	TUBO TECALAN	TUBO TECALAN	A91801030	m
110.14	EINSTECKHUELSE	INSERT SOCKET	DOUILLE ENFICH.	MANGUITO INSERTABLE	BOCCOLA AD INNESTO	A93614110	2
110.15	EVW-STUTZEN	EVW-CONN.	MANCHON REGL.ANG.	RACOR EVW	MANICOTTO EVW	A93596660	1
110.16	W-VERSCHRAUBG.	THREAD.ELB.JOINT	RACCORD COUDE	RACOR ANGULAR	RACCORDO VITE AD ANGOLO	A93581340	1



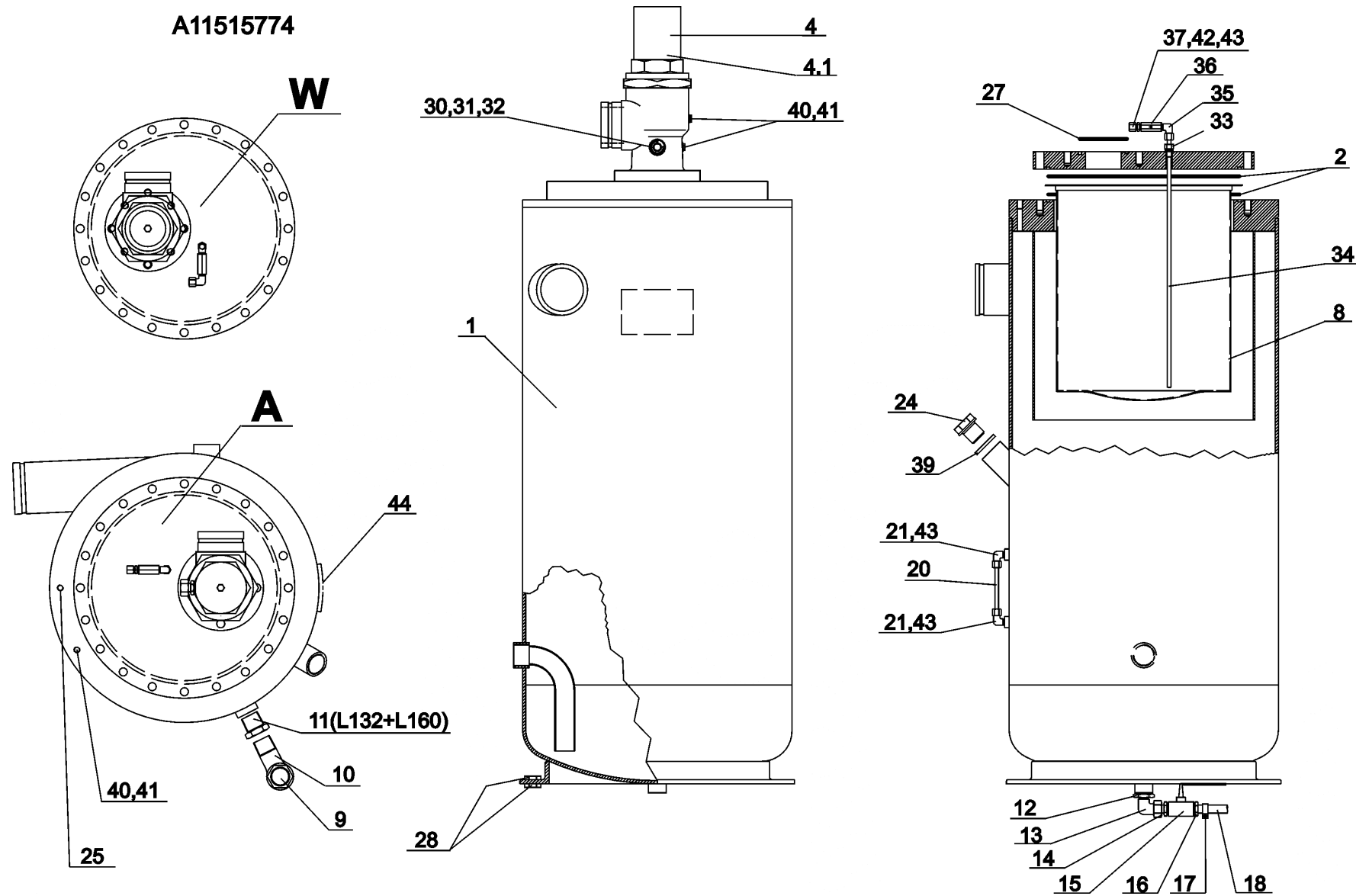
Pos	BENENNUNG	DESCRIPTION	DESIGNATION	DENOMINACION	DESCRIZIONE	Lager Nr. Stock Nr. N° de magasin N° de almacén N° de magazzino	Menge Qty. Quant. Cantidad
230. 1	<b>ANTRIEBSTEILE L160RS-L250RS - 50+60Hz</b>	<b>DRIVES L160RS-L250RS - 50+60Hz</b>	<b>MOTEUR L160RS-L250RS - 50+60Hz</b>	<b>ACCIONAMIENTOS L160RS-L250RS - 50+60Hz</b>	<b>MOTORI L160RS-L250RS - 50+60Hz</b>	<b>100008468</b>	
230.1. 2	MOTORWIPPE (160KW, 7.5bar)	MOTOR HINGED SUPPORT	BASCULE DE MONTEUR	SOPORTE BASCULA MOTOR	SUPORTO OSCILL.MOTORE	100008133	1
230.1. 2	MOTORWIPPE (160KW, 9bar)	MOTOR HINGED SUPPORT	BASCULE DE MONTEUR	SOPORTE BASCULA MOTOR	SUPORTO OSCILL.MOTORE	100009584	1
230.1. 2	MOTORWIPPE (160KW, 10bar)	MOTOR HINGED SUPPORT	BASCULE DE MONTEUR	SOPORTE BASCULA MOTOR	SUPORTO OSCILL.MOTORE	100008134	1
230.1. 2	MOTORWIPPE (160KW, 11bar)	MOTOR HINGED SUPPORT	BASCULE DE MONTEUR	SOPORTE BASCULA MOTOR	SUPORTO OSCILL.MOTORE	100009585	1
230.1. 2	MOTORWIPPE (160KW, 13bar)	MOTOR HINGED SUPPORT	BASCULE DE MONTEUR	SOPORTE BASCULA MOTOR	SUPORTO OSCILL.MOTORE	100008135	1
230.1. 2	MOTORWIPPE (200KW, 7.5bar)	MOTOR HINGED SUPPORT	BASCULE DE MONTEUR	SOPORTE BASCULA MOTOR	SUPORTO OSCILL.MOTORE	ZS1111961	1
230.1. 2	MOTORWIPPE (200KW, 9bar)	MOTOR HINGED SUPPORT	BASCULE DE MONTEUR	SOPORTE BASCULA MOTOR	SUPORTO OSCILL.MOTORE	ZS1111962	1
230.1. 2	MOTORWIPPE (200KW, 10bar)	MOTOR HINGED SUPPORT	BASCULE DE MONTEUR	SOPORTE BASCULA MOTOR	SUPORTO OSCILL.MOTORE	ZS1111963	1
230.1. 2	MOTORWIPPE (200KW, 11bar)	MOTOR HINGED SUPPORT	BASCULE DE MONTEUR	SOPORTE BASCULA MOTOR	SUPORTO OSCILL.MOTORE	ZS1111964	1
230.1. 2	MOTORWIPPE (200KW, 13bar)	MOTOR HINGED SUPPORT	BASCULE DE MONTEUR	SOPORTE BASCULA MOTOR	SUPORTO OSCILL.MOTORE	ZS1111965	1
230.1. 2	MOTORWIPPE (250KW, 7.5bar)	MOTOR HINGED SUPPORT	BASCULE DE MONTEUR	SOPORTE BASCULA MOTOR	SUPORTO OSCILL.MOTORE	ZS1111966	1
230.1. 2	MOTORWIPPE (250KW, 9bar)	MOTOR HINGED SUPPORT	BASCULE DE MONTEUR	SOPORTE BASCULA MOTOR	SUPORTO OSCILL.MOTORE	ZS1111967	1
230.1. 2	MOTORWIPPE (250KW, 10bar)	MOTOR HINGED SUPPORT	BASCULE DE MONTEUR	SOPORTE BASCULA MOTOR	SUPORTO OSCILL.MOTORE	ZS1111968	1
230.1. 2	MOTORWIPPE (250KW, 11bar)	MOTOR HINGED SUPPORT	BASCULE DE MONTEUR	SOPORTE BASCULA MOTOR	SUPORTO OSCILL.MOTORE	ZS1111969	1
230.1. 2	MOTORWIPPE (250KW, 13bar)	MOTOR HINGED SUPPORT	BASCULE DE MONTEUR	SOPORTE BASCULA MOTOR	SUPORTO OSCILL.MOTORE	ZS1111970	1
	<b>Keilriemenscheibe Motor</b>	<b>V-belt pulley, motor</b>	<b>Poulie à courroie trapézoïdale du moteur</b>	<b>Polea para correa trapezoidal para motor</b>	<b>Puleggia a gola trapezoidale, motore</b>		
230.1. 5	KEILRIEMENSCHLEIBE (200 KW, 7.5bar)	V-BELT PULLEY	POULIE	POLEA CORREAS TRAPEZ.	PULEGGIA GOLE TRAPEZOIDALI	100006797	1
230.1. 5	KEILRIEMENSCHLEIBE (200 KW 9+10+11+13bar)	V-BELT PULLEY	POULIE	POLEA CORREAS TRAPEZ.	PULEGGIA GOLE TRAPEZOIDALI	100006798	1
230.1. 5	KEILRIEMENSCHLEIBE (250 KW, 9+11bar)	V-BELT PULLEY	POULIE	POLEA CORREAS TRAPEZ.	PULEGGIA GOLE TRAPEZOIDALI	A11518574	1
230.1. 5	KEILRIEMENSCHLEIBE (250 KW, 7.5+10+13bar)	V-BELT PULLEY	POULIE	POLEA CORREAS TRAPEZ.	PULEGGIA GOLE TRAPEZOIDALI	A11522474	1
230.1. 5	KEILRIEMENSCHLEIBE (160 KW, 7.5+9+10bar)	V-BELT PULLEY	POULIE	POLEA CORREAS TRAPEZ.	PULEGGIA GOLE TRAPEZOIDALI	A11522874	1
230.1. 5	KEILRIEMENSCHLEIBE (160 KW, 11+13bar)	V-BELT PULLEY	POULIE	POLEA CORREAS TRAPEZ.	PULEGGIA GOLE TRAPEZOIDALI	A11522974	1
	<b>Keilriemenscheibe Verdichter</b>	<b>V-belt pulley, compressor</b>	<b>Poulie à courroie trapézoïdale du compresseur</b>	<b>Polea para correa trapezoidal para compresor</b>	<b>Puleggia a gola trapezoidale, compressore</b>		
230.1. 7	KEILRIEMENSCHLEIBE (160 KW, 10bar) + (200KW, 11bar)	V-BELT PULLEY	POULIE	POLEA CORREAS TRAPEZ.	PULEGGIA GOLE TRAPEZOIDALI	A10668874	1
230.1. 7	KEILRIEMENSCHLEIBE (160KW, 9+11bar) + (200 KW, 10bar)	V-BELT PULLEY	POULIE	POLEA CORREAS TRAPEZ.	PULEGGIA GOLE TRAPEZOIDALI	A11123074	1
230.1. 7	KEILRIEMENSCHLEIBE (160 KW, 13bar) + (200 KW, 13bar)	V-BELT PULLEY	POULIE	POLEA CORREAS TRAPEZ.	PULEGGIA GOLE TRAPEZOIDALI	A11506974	1
230.1. 7	KEILRIEMENSCHLEIBE (250 KW, 10+11bar)	V-BELT PULLEY	POULIE	POLEA CORREAS TRAPEZ.	PULEGGIA GOLE TRAPEZOIDALI	A11518974	1
230.1. 7	KEILRIEMENSCHLEIBE (250 KW, 13bar)	V-BELT PULLEY	POULIE	POLEA CORREAS TRAPEZ.	PULEGGIA GOLE TRAPEZOIDALI	A11519074	1
230.1. 7	KEILRIEMENSCHLEIBE (250 KW, 7.5+9bar)	V-BELT PULLEY	POULIE	POLEA CORREAS TRAPEZ.	PULEGGIA GOLE TRAPEZOIDALI	A11522674	1



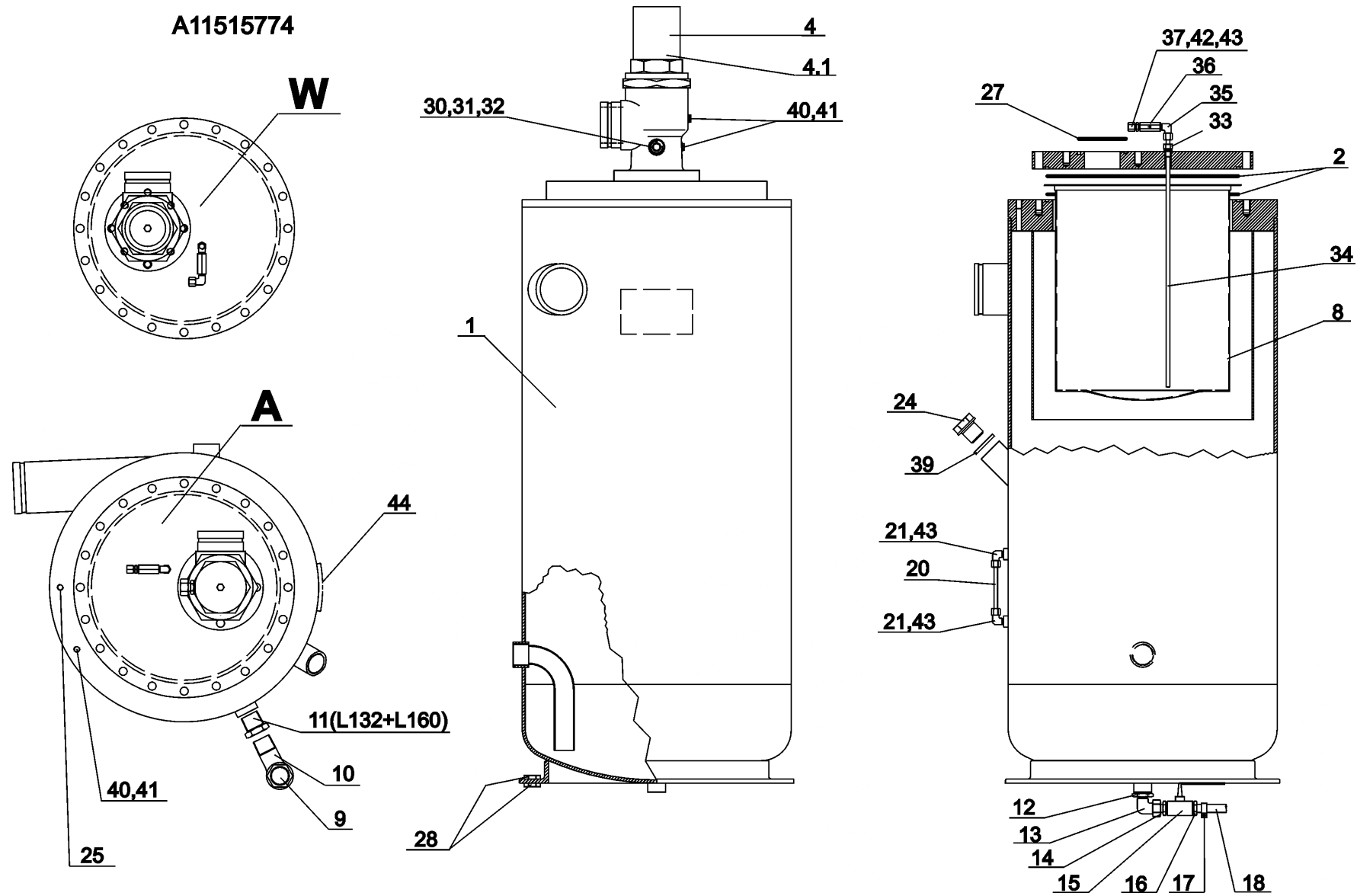
Pos	BENENNUNG	DESCRIPTION	DESIGNATION	DENOMINACION	DESCRIZIONE	Lager Nr. Stock Nr. N° de magasin N° de almacén N° de magazzino	Menge Qty. Quant. Cantidad
	<b>Keilriemenscheibe Verdichter</b>	<b>V-belt pulley, compressor</b>	<b>Poulie à courroie trapézoïdale du compresseur</b>	<b>Polea para correa trapezoidal para compresor</b>	<b>Puleggia a gola trapezoidale, compressore</b>		
230.1. 7	KEILRIEMENSCHLEIBE (160 KW, 7.5bar) + (200 KW, 7.5+9bar)	V-BELT PULLEY	POULIE	POLEA CORREAS TRAPEZ.	PULEGGIA GOLE TRAPEZOIDALI	A11522774	1
	<b>Keilriemensätze</b>	<b>Sets of V-belts</b>	<b>Jeux de courroies trapézoïdales</b>	<b>Juegos de correas trapezoidales</b>	<b>Set cinghie trapezoidali</b>		
230.1. 9	KEILRIEMENSATZ (160 KW, 7.5+9+10+11+13bar) + (200 KW, 7.5+9+10+11bar)	SET V-Belt XPB 2990	JEU DE COURROIES TRAP.	KIT CORREAS	SET CINGHIE TRAPEZ	A10496874	1
230.1. 9	KEILRIEMENSATZ (200 KW, 13bar)	SET V-Belt	JEU DE COURROIES TRAP.	KIT CORREAS	SET CINGHIE TRAPEZ	A10496974	1
230.1. 9	KEILRIEMENSATZ (250 KW, 13bar)	SET V-Belt	JEU DE COURROIES TRAP.	KIT CORREAS	SET CINGHIE TRAPEZ	A10689774	1
230.1. 9	KEILRIEMENSATZ (250 KW, 7.5+9+10+11bar)	SET V-Belt	JEU DE COURROIES TRAP.	KIT CORREAS	SET CINGHIE TRAPEZ	A11523274	1
230. 3	E-MOTOR 160 KW - 400V 690V / 50Hz W22 IE3 RS	ELECTRIC MOTOR	MOTEUR ELECTRIQUE	MOTOR ELEC.	MOTORE EL.	ZS1111347	1
230. 3.1	Fremdlüfter	EXTERNAL FAN	VENTILATEUR EXTERNE	VENTILADOR EXTERNO	VENTOLA EXTERNA	100010389	1
230. 3	E-MOTOR 200 KW - 400V 690V / 50Hz W22 IE3 RS	ELECTRIC MOTOR	MOTEUR ELECTRIQUE	MOTOR ELEC.	E-MOTOR	ZS11113213	1
230. 3.1	Fremdlüfter	EXTERNAL FAN	VENTILATEUR EXTERNE	VENTILADOR EXTERNO	VENTOLA EXTERNA	100010390	1
230. 3	E-MOTOR 250 KW - 400V 690V / 50Hz W22 IE3 RS	ELECTRIC MOTOR	MOTEUR ELECTRIQUE	MOTOR ELEC.	MOTORE EL.	ZS11113214	1
230. 3.1	Fremdlüfter	EXTERNAL FAN	VENTILATEUR EXTERNE	VENTILADOR EXTERNO	VENTOLA EXTERNA	100010390	1
230. 3	E-MOTOR 160 KW - 400V 460V / 50Hz 60Hz W22 IE3 RS	ELECTRIC MOTOR	MOTEUR ELECTRIQUE	MOTOR ELEC.	MOTORE EL.	ZS11111351	1
230. 3.1	Fremdlüfter	EXTERNAL FAN	VENTILATEUR EXTERNE	VENTILADOR EXTERNO	VENTOLA EXTERNA	100010391	1
230. 3	E-MOTOR 200 KW - 400V 460V / 50Hz 60Hz W22 IE3 RS	ELECTRIC MOTOR	MOTEUR ELECTRIQUE	MOTOR ELEC.	E-MOTOR	ZS11111355	1
230. 3.1	Fremdlüfter	EXTERNAL FAN	VENTILATEUR EXTERNE	VENTILADOR EXTERNO	VENTOLA EXTERNA	100010392	1
230. 3	E-MOTOR 250 KW - 400V 460V / 50Hz 60Hz W22 IE3 RS	ELECTRIC MOTOR	MOTEUR ELECTRIQUE	MOTOR ELEC.	MOTORE EL.	ZS11111356	1
230. 3.1	Fremdlüfter	EXTERNAL FAN	VENTILATEUR EXTERNE	VENTILADOR EXTERNO	VENTOLA EXTERNA	100010392	1
230.1. 10	DICHTPROFIL	SEALING PROFILE	PROF. ETANCHE	PERFIL EST.	PROFILO DI TENUTA	98504-102	



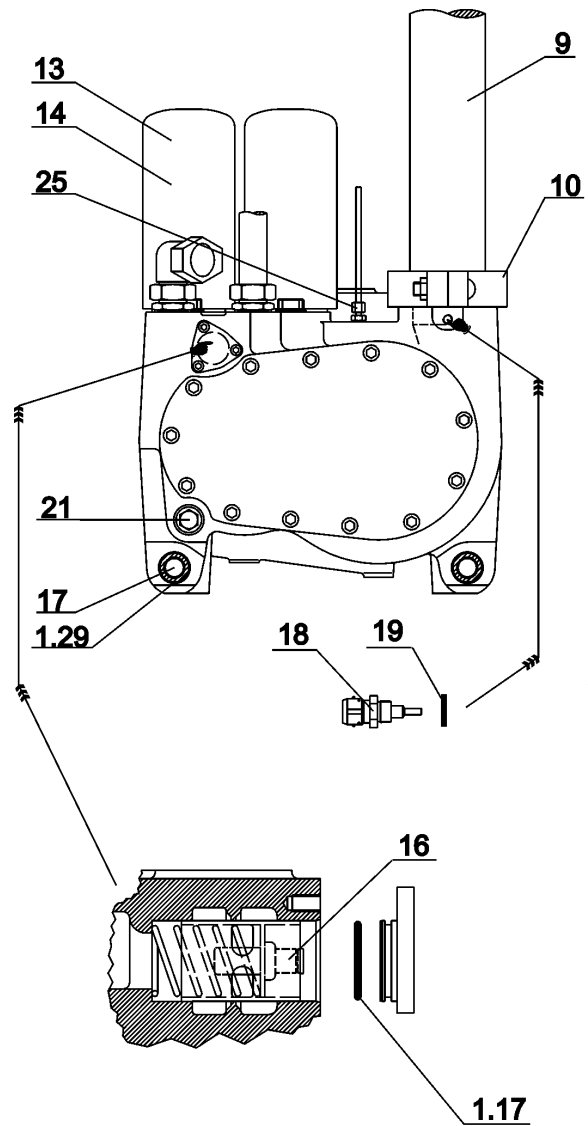
Pos	BENENNUNG	DESCRIPTION	DESIGNATION	DENOMINACION	DESCRIZIONE	Lager Nr. Stock Nr. N° de magasin N° de almacén N° de magazzino	Menge Qty. Quant. Cantidad
111	<b>DRUCKBEHAELTER KPL.</b>	<b>PRESSURE TANK COMPL.</b>	<b>RESERVOIR DE PRESSION CPL</b>	<b>TANQUE DE PRESION COMPLETO</b>	<b>RECIPIENTE PRESSIONE COMPL.</b>	<b>A11515774</b>	
111.1	DRUCKBEHAELTER	PRESSURE TANK	RESERVOIR DE PRESSION	TANQUE DE PRESION	RECIPIENTE PRESSIONE	100002724	1
111.1	DRUCKBEHAELTER 330 LITER AUSF. - AS1210	PRESSURE TANK - AS1210	RESERVOIR DE PRESSION - AS1210	TANQUE DE PRESION - AS1210	RECIPIENTE PRESSIONE - AS1210	A11519274	1
111.1	DRUCKBEHAELTER 330 LITER AUSF. - ASME	PRESSURE TANK - ASME	RESERVOIR DE PRESSION - ASME	TANQUE DE PRESION - ASME	RECIPIENTE PRESSIONE - ASME	A11527274	1
111.1	DRUCKBEHAELTER <b>BV</b>	PRESSURE TANK	RESERVOIR DE PRESSION	TANQUE DE PRESION	RECIPIENTE PRESSIONE	100010861	1
111.2	R-DICHTRING	PIPE SEAL.R.	BAGUE D'ETANCHEITE R	JUNTA TORICA TUBO	ANELLO TENUTA R	A93190930	2
111.4	DRUCKHALTEVENTIL (132KW, 160 KW)	PRESS.MAINTAIN.VALVE (132KW, 160 KW)	SOUPAPE DE MAINT.PRESS. (132KW, 160 KW)	VALVULA DE RETENCION DE PRESION (132KW, 160 KW)	VALVOLA MANT.PRESSIONE (132KW, 160 KW)	ZS1099899	1
111.4	DRUCKHALTEVENTIL (200 KW, 250 KW)	PRESS.MAINTAIN.VALVE (200 KW, 250 KW)	SOUPAPE DE MAINT.PRESS. (200 KW, 250 KW)	VALVULA DE RETENCION DE PRESION (200 KW, 250 KW)	VALVOLA MANT.PRESSIONE (200 KW, 250 KW)	100014900	1
111.8	OELFEINABSCHIEDER (132KW, 160 KW)	FINE OIL SEPARATOR (132KW, 160 KW)	SEPAR. D'HUILE FIN (132KW, 160 KW)	SEPARADOR FINO DE ACEITE (132KW, 160 KW)	MICROSEPARATORE OLIO (132KW, 160 KW)	A11427274	1
111.8	OELFEINABSCHIEDER (200 KW, 250 KW)	FINE OIL SEPARATOR (200 KW, 250 KW)	SEPAR. D'HUILE FIN (200 KW, 250 KW)	SEPARADOR FINO DE ACEITE (200 KW, 250 KW)	MICROSEPARATORE OLIO (200 KW, 250 KW)	A11427474	1
111.9	SICHERHEITSVENTIL 15BAR R 1" - ASME (132KW, 160 KW)	SAFETY VALVE 15 BAR R11/4" - ASME (132KW, 160 KW)	SOUPAPE DE SURETE15 BARS (132KW, 160 KW)	VALVULA SEGURID. 15 BAR (132KW, 160 KW)	VALVOLA SICUREZZA 15BAR R 1" (132KW, 160 KW)	100002579	1
111.9	SICHERHEITSVENTIL 15BAR R 11/4" - ASME (200 KW, 250 KW)	SAFETY VALVE 15 BAR R11/4" - ASME (200 KW, 250 KW)	SOUPAPE DE SURETE15 BARS (200 KW, 250 KW)	VALVULA SEGURID. 15 BAR (200 KW, 250 KW)	VALVOLA SICUREZZA 15BAR R 11/4" (200 KW, 250 KW)	100002580	1
111.9	SICHERHEITSVENTIL 15BAR R 11/4" (200 KW, 250 KW)	SAFETY VALVE 15 BAR (200 KW, 250 KW)	SOUPAPE DE SURETE15 BARS (200 KW, 250 KW)	VALVULA SEGURID. 15 BAR (200 KW, 250 KW)	VALVOLA SICUREZZA 15BAR R 11/4" (200 KW, 250 KW)	A11423474	1
111.9	SICHERHEITSVENTIL 15BAR R 1" (132KW, 160 KW)	SAFETY VALVE 15 BAR (132KW, 160 KW)	SOUPAPE DE SURETE15 BARS (132KW, 160 KW)	VALVULA SEGURID. 15 BAR (132KW, 160 KW)	VALVOLA SICUREZZA 15BAR R 1" (132KW, 160 KW)	A11423674	1
111.10	WINKEL	ANGLE	EQUERRE	CODO	ANGOLO	A93240210	1
111.10	WINKEL	ANGLE	EQUERRE	CODO	ANGOLO	A93240220	1
111.11	R-NIPPEL (132 KW, 160 KW)	R-FITT.	NIPPLE R	BOQUILLA R.	NIPPLO R	A93252060	1
111.12	RI-STUTZEN	REDUC.SOCKET	MANCHON RI	RACOR RI-	RACCORDO RI	A93594990	1
111.13	EVW-VERSCHRBG.	EVW-SCREW CONN.	RACCORD REGL.ANG.	RACOR ROSC.EVW.	RACCORDO VITE EVW	A93595700	1
111.14	EVGE-STUTZEN	EVGE-CONN.	MANCH.EVGE	RACOR EVGE	RACCORDO EVGE	A93598100	1
111.15	KUGELHAHN	BALL VALVE	ROB.A BOISS.SPHER.	VALVULA BOLA	VALVOLA A SFERA	A10352174	1
111.16	GEWINDETUELLE	THREADED NOZZLE	EMBOUT FILETE	BOQUILLA ROSCA.	BOCCOLA FILETTATA	A93613080	1
111.17	SCHL-SHELLE	HOSE CLIP	COLLIER TUYAU	ABRAZADERA	FASCETTA STRINGITUBO	A93610360	1
111.18	PVC-TRANSP-SCHL.	PVC-TRANSPORT HOSE	FLEXIBLE TRANS.PVC	TUBO FLEXIBLE PVC	TUBO FLESS. PVC TRASP.	A93615710	1,6
111.20	KUNSTSTOFF-TEFLONROHR	PLASTIC TEFLON PIPE	TUBE DE MATIERE SYNTHETIQUE TEFLON	TUBO DE MATERIAL PLAST. DE TEFLON	TUBO TEFLON	A91801060	0,15
111.21	EVW-VERSCHRBG.	EVW-SCREW CONN.	RACCORD REGL.ANG.	RACOR ROSC.EVW	RACCORDO VITE EVW	A93595670	2
111.24	OELVERSCHLUSS	OIL SCREW	OBTURATEUR D' HUILE	OBTURADOR DE ACEITE	VITE CHIUSURA OLIO	A11516674	1
111.25	DRUCKGEBER MBS 3000 4-20M AMP.	PRESSURE SENSOR MBS3000	CAPT. DE PRES. MBS 3000	TRANSMIS. E PRES. MBS30	TRASDUTTORE PRESSIONE MBS 3000 4-20M AMP.	ZS1050642	1



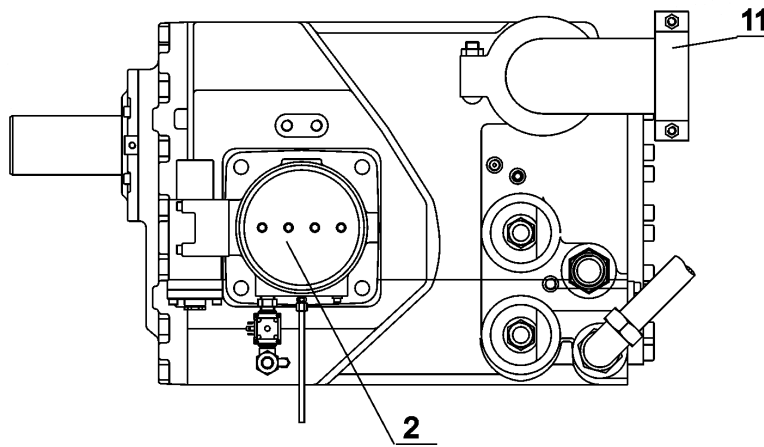
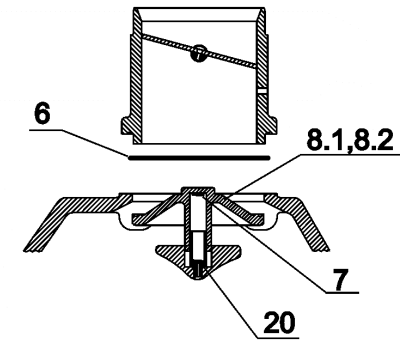
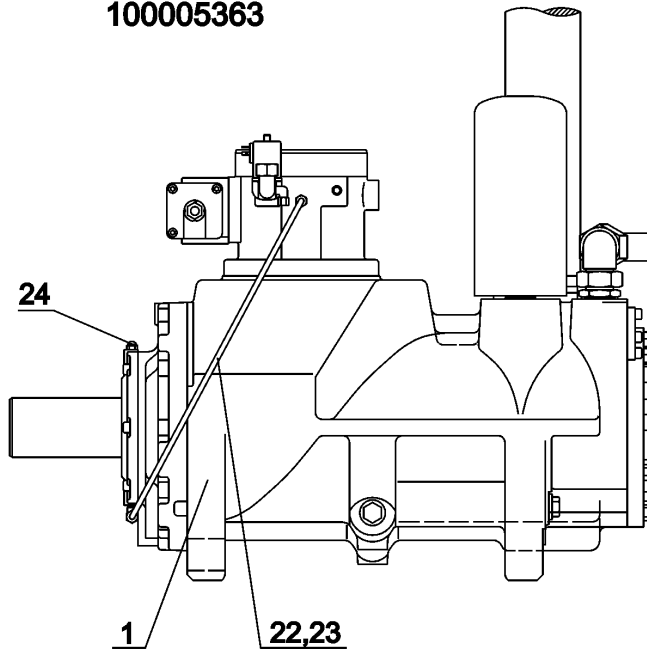




Pos	BENENNUNG	DESCRIPTION	DESIGNATION	DENOMINACION	DESCRIZIONE	Lager Nr. Stock Nr. N° de magasin N° de almacén N° de magazzino	Menge Qty. Quant. Cantidad
112	VERDICHTER KPL.	COMPRESSOR COMPL.	COMPRESSEUR CPL	COMPRESOR COMPLETO	COMPRESSORE COMPL.	100005363	
112. 1	EK 290 NK VERDICHTER	EK 290 NK COMPRESSOR	COMPRESSEUR EK 290 NK	COMPRESOR EK 290 NK	COMPRESSORE EK 290 NK	A11977074	1
112. 1	EK 290 NK AT-VERDICHTER	EK 290 NKAT COMPRESSOR	COMPRESSEUR EK 290 NK AT	COMPRESOR EK 290 NK AT	COMPRESSORE EK 290 NKAT	100000993	1
112.1. 17	R-DICHTRING	PIPE SEAL.R.	BAGUE D'ETANCHEITE R	JUNTA TORICA TUBO	ANELLO TENUTA R	A93193200	1
112.1. 29	GUMMI-METALL-BUCHSE	RUBBER-METAL-BUSH	DOUILLE-CAOUTCHOUC-METAL	MANGUITO CAUCHO-METAL	BOCCOLA GOMMA-METALLO E810/ 6	A11508474	4
112. 2	ANSAUGREGLER KPL. NW 175	SUCTION REGULATOR COMP.	REGULATEUR D'ASPIRATION	REGULADOR DE ASPIRACION COMPL. DN 175	REGOLATORE ASPIRAZIONE COMPL. DN 175	100005375	1
112. 6	R-DICHTRING	PIPE SEAL.R.	BAGUE D'ETANCHEITE R	JUNTA TORICA TUBO	ANELLO TENUTA R	A93190830	1
112. 7	DRUCKFEDER	COMPRESSION SPRING	RES.DE PRESSION	MUELLE DE PRESION	MOLLA COMPRESSIONE	A93301290	1
112. 8	RUECKSCHLAGSCHEIBE KPL.:	CHECK WASHER COMP.	DISQUE ANTI-RETOUR CPL.	PLACA DE RETENCION COMPL.	RONDELLA NON RITORNO COMPL	A11910474	1
112.8. 1	RUECKSCHLAGSCHEIBE	CHECK WASHER	DISQUE ANTI-RETOUR	PLACA DE RETENCION	RONDELLA NON RITORNO	100010230	1
112.8. 2	R-DICHTRING	PIPE SEAL.R.	BAGUE D'ETANCHEITE R	JUNTA TORICA TUBO	ANELLO TENUTA R	A93190290	1
112. 9	DRUCKROHR	PRESSURE PIPE	TUBE DE PRESSION	TUBO DE PRESION	TUBO DI PRESSIONE	A11513674	1
112. 10	VIC-RED.	VIC-RED.	RACCORD DE REDUCTIN	JUNTA VIC-RED.	VIC-RED.	A11514174	1
112.10. 1	DICHTRING	SEALING RING	BAGUE D'ETAN.	JUNTA	ANELLO TENUTA	100004641	1
112. 11	VIC-MODELL	VIC-MODEL	RACCORD FLEXIBLE	JUNTA VIC-MODELO	VIC-MODELLO	A11514074	1
112.11. 1	DICHTRING	SEALING RING	BAGUE D'ETAN.	JUNTA	ANELLO TENUTA	100004640	1
112. 13	OELFILTERPATRONE	OIL FILTER CARTRIDGE	CARTOUCHE FILTRE HUILE	CARTUCHO FILTRO DE ACEITE	CARTUCCIA FILTRO OLIO	A04425274	2
112. 14	SCHILD "OELFILTER"	SIGN "OIL-FILTER"	PLAQUE "FILTRE A HUILE"	PLACA "FILTRO ACEITE"	ADESIVO "FILTRO OLIO"	A93638850	2
112. 16	REGELEINSATZ 70 °C	NORMAL USE 70 °C	DISPOSITIF DE REGLAGE 70°C	INTERV. DE REGUL. 70 °C	INSERTO REGOLAZIONE 70 °C	A11511974	1
112. 16	REGELEINSATZ 55 °C	NORMAL USE 55 °C	DISPOSITIF DE REGLAGE 55°C	INTERV. DE REGUL. 55 °C	INSERTO REGOLAZIONE 55 °C	A11513574	1
112. 17	PASSSCHRAUBE	TIGHT FIT SCREW	VIS D'AJUSTAGE	TORNILLO CALIBRADO	VITE CALBRATA	A11508774	4
112. 18	TEMPERATURFUEHLER	THERMOMETER PROBE	PALPEUR DE TEMPERATURE	SONDA TERMICA	SENSORE DI TEMPERATURA	100003018	1
112. 20	FUEHRUNGSDORN	GUIDE ROD	BOULON DE GUIDAGE	MANDRIL GUIA	MANDRINO DI GUIDA	A11910574	1
112. 21	SCHRAUBE OELREDUZIERUNG	OIL REDUCER SCREW	VIS REDUCTION D'HUILE	TORNILLO REDUC. ACEITE	VITE RIDUZIONE OLIO	A11516374	1
112. 22	ROHR BV	TUBE	TUBE	TUBO	TUBO	A91100180	m
112. 22	TECALANROHR	TECALAN-TUBE	TUBE TECALAN	TUBO TECALAN	TUBO TECALAN	A91801030	1,1
112. 23	EINSTECKHUELSE	INSERT SOCKET	DOUILLE ENFICH.	REFUERZO TUBO	BOCCOLA AD INNESTO	A93614110	2
112. 24	SCHALLDAEMPFER	SILENCER	SILENCIEUX	SILENCIADOR	SILENZIATORE	A13012774	1
112. 25	G-VERSCHRAUBUNG	THR. SCR. JOINT	RACCORD DROIT	RACOR G	RACCORDO VITE DIRITTO	A93581060	1
112. 26	W-VERSCHRAUBG.	THREAD.ELB.JOINT	RACCORD W	RACOR W	RACCORDO W	A93581640	1

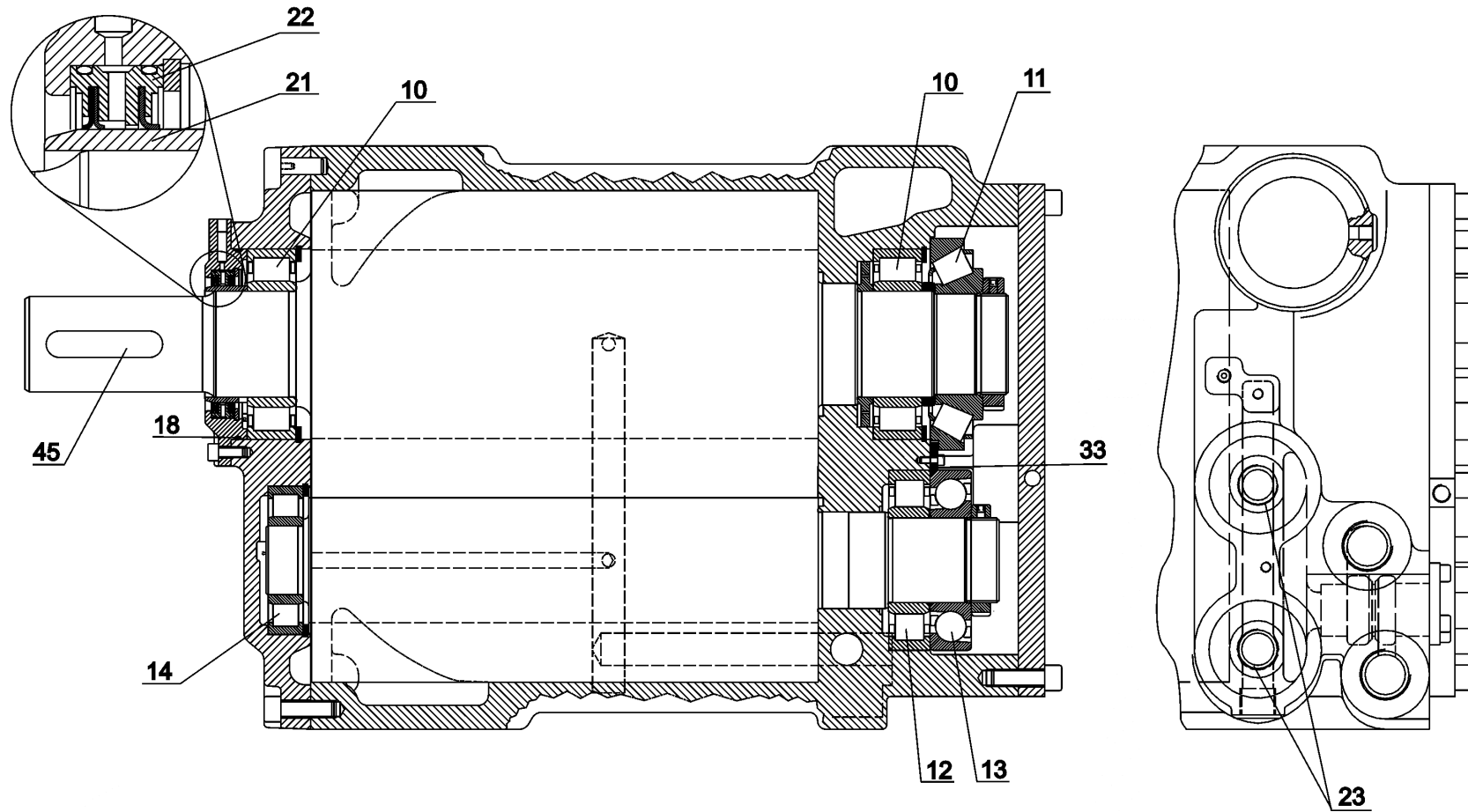


100005363

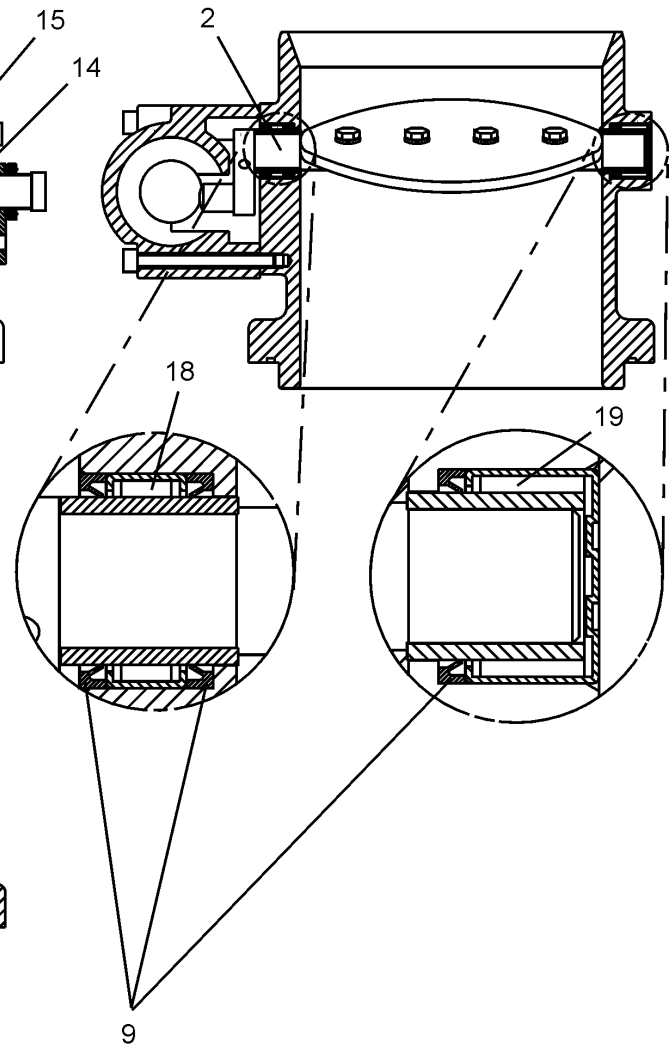
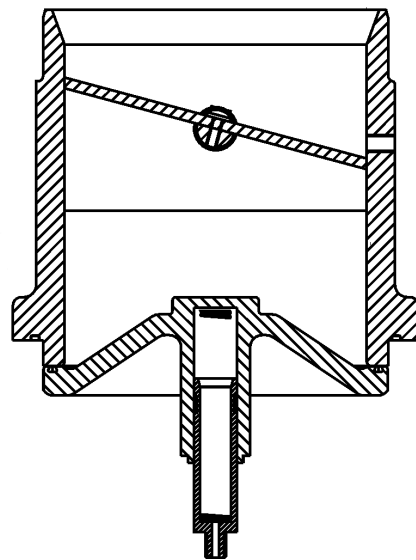
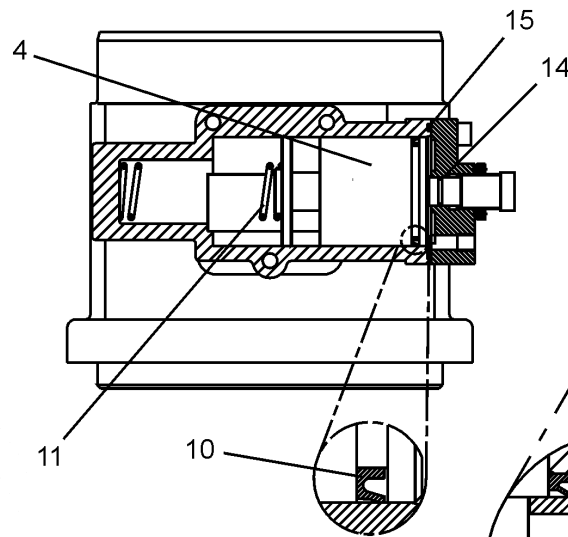
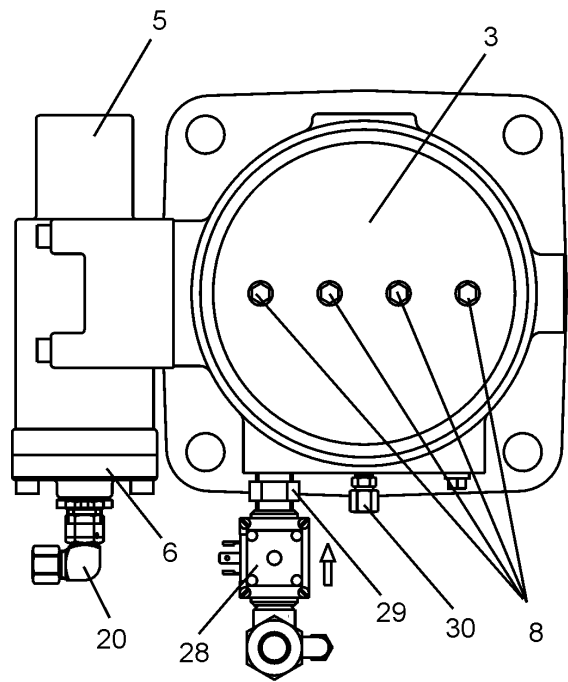
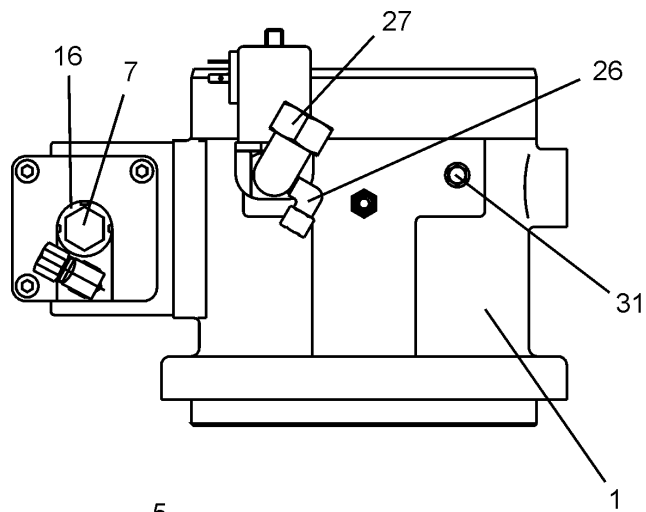




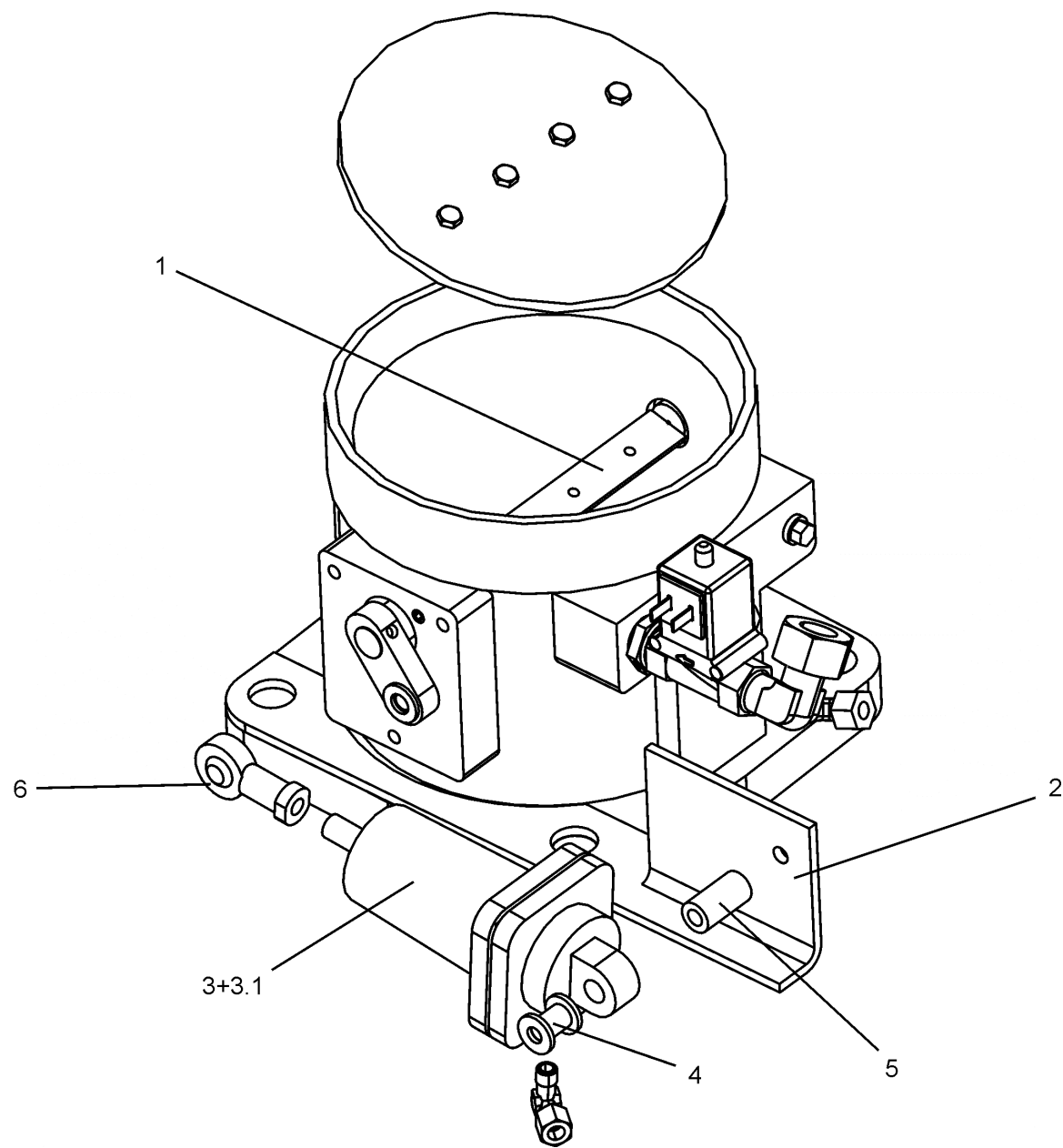
A11977074



Pos	BENENNUNG	DESCRIPTION	DESIGNATION	DENOMINACION	DESCRIZIONE	Lager Nr. Stock Nr. N° de magasin N° de almacén N° de magazzino	Menge Qty. Quant. Cantidad
112.2	ANSAUGREGLER KPL. NW 175	SUCTION REGULATOR COMP.	REGULATEUR D'ASPIRATION	REGULADOR DE ASPIRACION COMPL. DN 175	REGOLATORE ASPIRAZIONE COMPL. DN 175	ZS1113431	
112.2.1	REGLERGEHAEUSE NW 175	CONTROLLER CASING NM 175	CARTER DE REGULATEUR DI 175	CUERPO REGULADOR DN 175	CARTER REGOLATORE DN 175	A11910274	1
112.2.2	REGELSTANGE KPL. NW 175	ADJUSTING ROD COMPL. NM 175	TIGE DE REGLAGE CPL. DI 175	VARILLA REGULACION CPL. DN 175	ASTA REGOLAZIONE COMPL. DN 175	ZS1113428	1
112.2.3	DROSSELKLAPPE NW 175	THROTTLE FLAP NM 175	VANNE PAPILLON DI 175	VALVULA MARIPOSA DN 175	FARFALLA DN 175	A11909774	1
112.2.4	KOLBEN NW 63	PISTON NM 63	PISTON DI 63	PISTON DN 63	PISTONE DN 63	ZS1113426	1
112.2.5	ZYLINDERGEHAEUSE NW 63	CYLINDER HOUSING NW 63	CARTER CYLINDRIQUE DI 63	CUERPO DEL CILINDRO DN 63	CANNA CILINDRO DN 63	A11910774	1
112.2.6	DECKEL NW 63	COVER	COUVERCLE	TAPA	COPERCHIO	A11916374	1
112.2.7	REGULIERSCHRAUBE	CONTROL SCREW	VIS DE REGLAGE	TORNILLO DE REGULACION	VITE DI REGOLAZIONE	A11909974	1
112.2.8	DURLOK-SCHR.	DURLOK SCREW	VIS DURLOK	TORNILLO DURLOK	VITE DURLOK	A93019670	4
112.2.9	RW-DICHTRING	SHAFT SEALING RING	BAGUE LEV. RW	JUNTA ARBOL	ANELLO TENUTA RW	A93220330	3
112.2.10	NUTRING	GROOVE RING 63 X 53X 4.25	JOINT EN U	ANILLO ALMENADO	ANELLO TENUTA CON SCAN.	A93210050	1
112.2.11	DRUCKFEDER	PRESSURE SPRING	RESSORT DE PRESSION	RESORTE/COMPRES.	MOLLA COMPRESSIONE	A93300160	1
112.2.14	R-DICHTRING	PIPE SEAL.R.	BAGUE D'ETANCHEITE R	JUNTA TORICA TUBO	ANELLO TENUTA R	A93190280	1
112.2.15	R-DICHTRING	PIPE SEAL.R.	BAGUE D'ETANCHEITE R	JUNTA TORICA TUBO	ANELLO TENUTA R	A93190730	1
112.2.16	NUTMUTTER	GROOVE NUT	ECROU A ENC.	TUERCA RANURADA	GHIERA	A93575570	1
112.2.18	NADELBUCHSE	NEEDLE BEARING	BOITE A AIGUILLES	CASQUILLO DE AGUJAS	BOCCOLA AD AGHI	A93573080	1
112.2.19	NADELHUELSE mit Kaefig	NEEDLE BUSH with retainer	BOITE A AIGUILLES avec cage	MANGUITO DE AGUJAS con jaula	CUSCINETTO A RULLI LUNGHI con gabbia	A93573090	1
112.2.20	EVW-VERSCHRBG.	THR. SCR. JOINT	RACCORD DROIT	RACOR EVW	RACCORDO VITE DIRITTO	A93595660	1
112.2.26	W-VERSCHRAUBG.	THREAD.ELB.JOINT	RACCORD W	RACOR W	RACCORDO W	A93581640	1
112.2.27	W-VERSCHRAUBG.	THREAD.ELB.JOINT	RACCORD W	RACOR W	RACCORDO W	A11916474	1
112.2.28	2/2-W-MAGNETVENTIL	2/2 - WAY SOLEN. VALVE	ELECTROVANNE 2 P/2 0	ELECTROVALVULA 2 P/2 NA	ELETTROVALVOLA 2/2 - VIE	100008870	1
112.2.28.1	ERSATZMEMBRAN	SPARE MEMBRANE	MEMBRANE DE RECHANGE	MEMBRANA DE RECAMBIO	MEMBRANA RICAMBIO	100008871	1
112.2.29	D-NIPPEL	DOUBLE FITT.	NIPPLE	RACOR	NIPPO DOPPIO	A93253040	1
112.2.30	G-VERSCHRAUBUNG	THR. SCR. JOINT	RACCORD DROIT	RACOR G	RACCORDO VITE DIRITTO	A93581040	1
112.2.31	VERSCHL-SHR.	LOCKING SCREW	VIS DE FERM.	TORN.CIER. SHR.	VITE DI CHIUSURA	A93060310	1

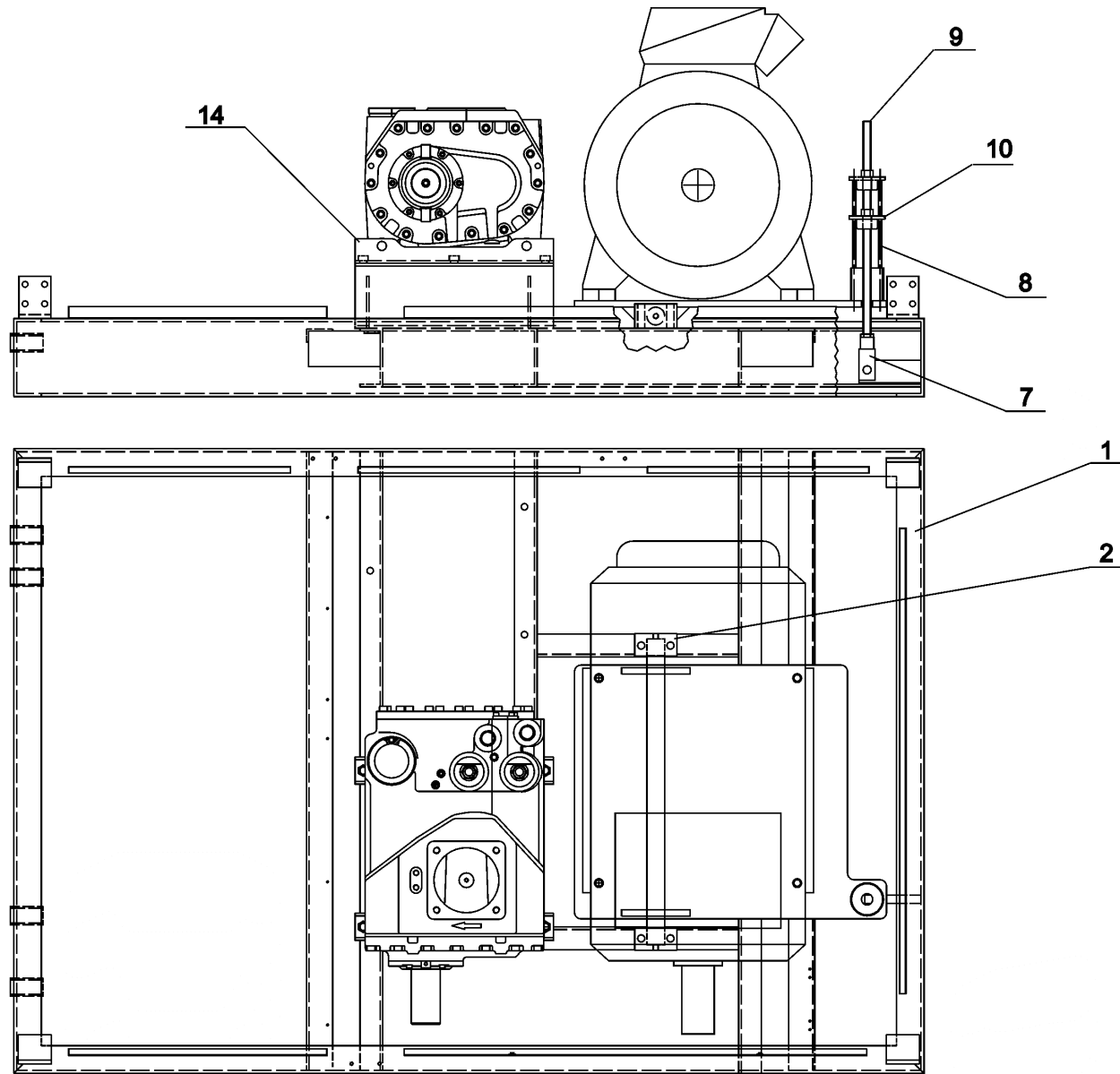






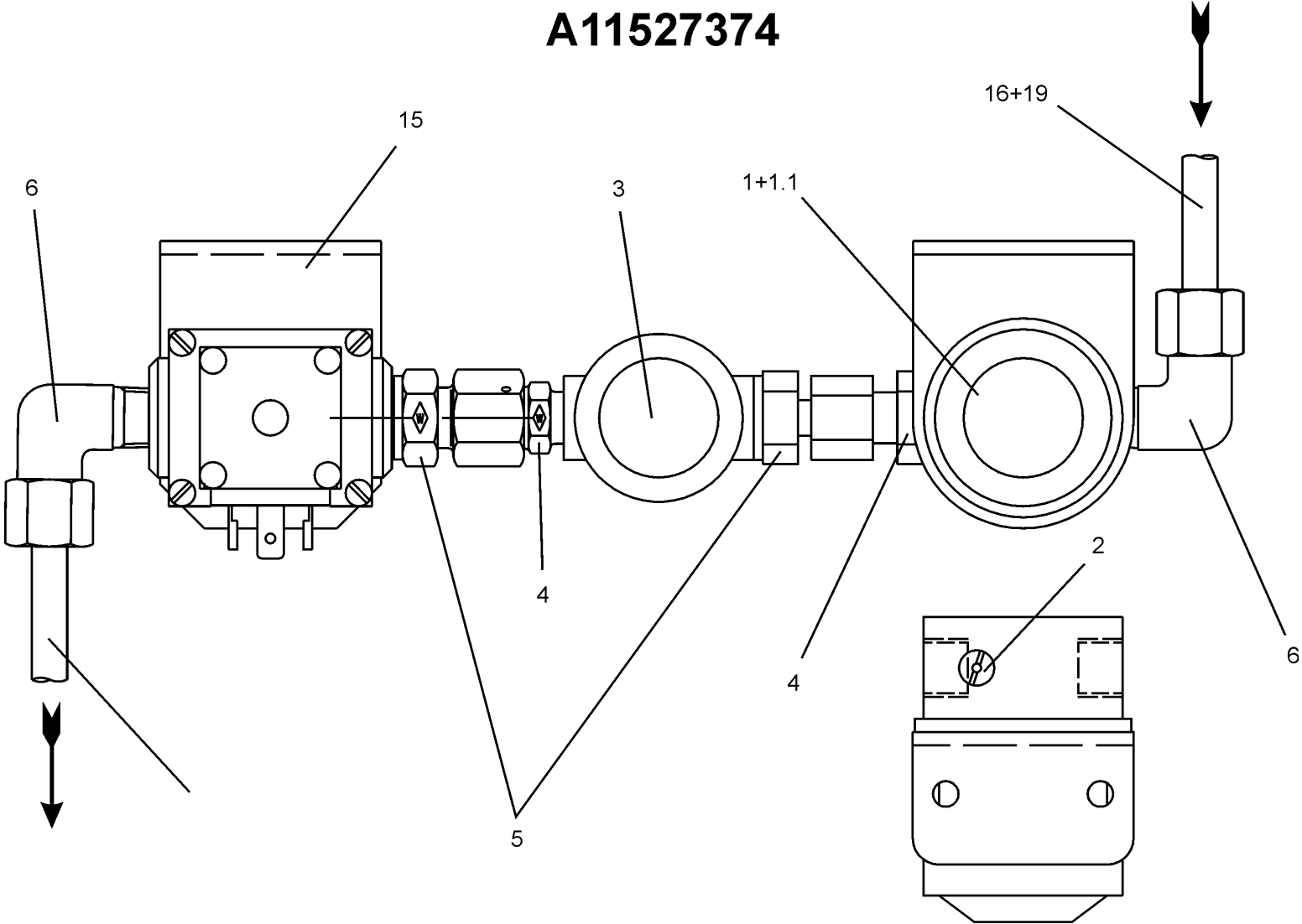


10008470



Pos	BENENNUNG	DESCRIPTION	DESIGNATION	DENOMINACION	DESCRIZIONE	Lager Nr. Stock Nr. N° de magasin N° de almacén N° de magazzino	Menge Qty. Quant. Cantidad
	<b>OPTIONEN</b>	<b>OPTIONS</b>	<b>OPTIONS</b>	<b>OPCIONES</b>	<b>OPTIONALS</b>		
<b>103</b>	<b>ABLUFTKASTEN KPL.</b>	<b>AIR OUTLET COMPL.</b>	<b>CANAL D'EVACUATION CPL.</b>	<b>CAJA VENTILACION CPL.</b>	<b>CASSA EVACUAZ. CPL.</b>	<b>100000787</b>	
103. 1	ABLUFTKASTEN	AIR OUTLET	CANAL D'EVACUATION	CAJA VENTILACION	CASSA EVACUAZ.	100000784	1
103. 2	KULISSE	CONNECTING MEMBER	COULISSE	CORREDERA	Elemento di collegamento	100000785	7
103. 3	DÄMMMATTENSATZ	SET OF INSUL.MATS	JEU D'ISOLATION	KIT ESTERAS	KIT TAPPETINI ISOLANTI	100000786	1
103. 4	SPANNVERSCHLUSS	TENSION LOCK	FERMETURE TENDEUR	OBTURADOR DE TENSION	CHIUSURA DI SERRAGGIO	A11439674	4
103. 5	GEGENHAKEN	COUNTER HOOK	CONTRE-CROCHET	CONTRAGANCHO	CONTROGANCIO	A11439574	4
<b>118</b>	<b>PROPORTIONALREGELUNG</b>	<b>PROPORTION.ACTION CONTR</b>	<b>COMMANDE PROGRESSIVE</b>	<b>REGULACION PROPORCIONAL</b>	<b>REGOLAZIONE PROPORZIONALE</b>	<b>100016422</b>	
118. 1	PROPORTIONALREGLER	PROPORT.ACT.CONTR.	REGULATION PROPORTIONN.	REGULADOR PROPOR.	REGOLATORE PROPORZIONALE	A00987874	1
118.1 1	ERSATZMEMBRANE	SPARE MEMBRANE	MEMBRANE DE RECHANGE	MEMBRANA DE RECAMBIO	MEMBRANA DI RICAMBIO	A10135874	1
118. 2	DUESE 0200	NOZZLE 0200	BUSE 0200	TOBERA 0200	UGELLO 0200	A05226974	1
118. 3	DRUCKREGELVENTIL	PRESS.CONTR.VALVE	REG.DE PRESSION	MANOREDUCTOR	VALVOLA DI REGOLAZIONE PRESSIONE	A10827774	1
118. 4	G-VERSCHRAUBUNG	THR. SCR. JOINT	RACCORD DROIT	RACOR G	RACCORDO VITE	A04493074	2
118. 5	EVGE-STUTZEN	EVGE-CONN.	MANCH.EVGE	RACOR EVGE	RACCORDO EVGE	A93598060	2
118. 6	W-VERSCHRAUBG.	THREAD.ELB.JOINT	RACCORD W	RACOR W	RACCORDO W	A93581660	2
118. 15	HALTER	RETAINER	SUPPORT	SOPORTE	SUPPORTO	100007115	1
118. 16	TECALANROHR	TECALAN-TUBE	TUBE TECALAN	TUBO TECALAN	TUBO TECALAN	A91801030	m
118. 19	EINSTECKHUELSE	INSERT SOCKET	DOUILLE ENFICH.	MANGUITO INSERTABLE	BOCCOLA AD INNESTO	A93614110	4
<b>119</b>	<b>STILLSTANDSHEIZUNG</b>	<b>STANSTILL HEATING</b>	<b>SUSPENSION DE CHAUFFAGE</b>	<b>CALEFACC.AUXIL.</b>	<b>RISCALDAMENTO MACCH. FERMA</b>	<b>A11519574</b>	
119. 1	HEIZLUEFTER	FAN HEATER	RADIAEUR SOUFFLANT	RADIADOR SOPLANTE	TERMOVENTILATORE	100001283	1
119. 2	HALTER-HEIZLUEFTER	FAN HEATER SUPPORT	SUPPORT DE RADIAEUR SOUFFL.	SOPORTE TERMOVENTILADOR	SUPPORTO TERMOVENTILATORE	100010838	1
119. 7	E-LEITUNG STANDHEIZUNG	ELECTR.LINE AUXIL. HEAT	COND. EL. CHAUFF. AUX.	LINEA CALEFACC.AUXIL.	CAVO EL. RISCALDAMENTO AUSIL.	100001011	1
<b>380</b>	<b>ADAPTER-NPT ZUBEHOER "USA"</b>	<b>ADAPTOR NPT "USA" ACCESSORIES</b>	<b>ADAPTATEUR NPT ACCESSOIRE "USA"</b>	<b>ADAPTADOR NPT ACCESORIOS "USA"</b>	<b>ADATTATORE NPT ACCESSORI "USA"</b>	<b>100002056</b>	<b>4</b>
<b>390</b>	<b>ADAPTER kpl. DIN - SAE</b>	<b>ADAPTOR DIN - SAE COMPLETE</b>	<b>ADAPTATEUR DIN - SAE CPL.</b>	<b>ADAPTADOR DIN - SAE CPL.</b>	<b>ADATTATORE DIN - SAE CPL.</b>	<b>100005643</b>	<b>1</b>
<b>400</b>	<b>ADAPTER kpl. DIN - SAE</b>	<b>ADAPTOR DIN - SAE COMPLETE</b>	<b>ADAPTATEUR DIN - SAE CPL.</b>	<b>ADAPTADOR DIN - SAE CPL.</b>	<b>ADATTATORE DIN - SAE CPL.</b>	<b>100005056</b>	<b>1</b>
<b>410</b>	<b>ADAPTER kpl. SAE - DIN</b>	<b>ADAPTOR SAE - DIN COMPLETE</b>	<b>ADAPTATEUR SAE - DIN CPL.</b>	<b>ADAPTADOR SAE - DIN CPL.</b>	<b>ADATTATORE SAE - DIN CPL.</b>	<b>A50947974</b>	<b>1</b>
<b>430</b>	<b>GEWINDEFLANSCH SAE G3 1/2"</b>	<b>THREADED FLANGE SAE G3 1/2"</b>	<b>BRIDE FILETEE SAE G3 1/2"</b>	<b>BRIDA ROSCADA SAE G3 1/2"</b>	<b>FLANGIA FILETTATA SAE G3 1/2"</b>	<b>100006459</b>	<b>1</b>
<b>440</b>	<b>GEWINDEFLANSCH DIN 4"</b>	<b>THREADED FLANGE DIN 4"</b>	<b>BRIDE FILETEE DIN 4"</b>	<b>BRIDA ROSCADA DIN 4"</b>	<b>FLANGIA FILETTATA DIN 4"</b>	<b>100009093</b>	<b>1</b>

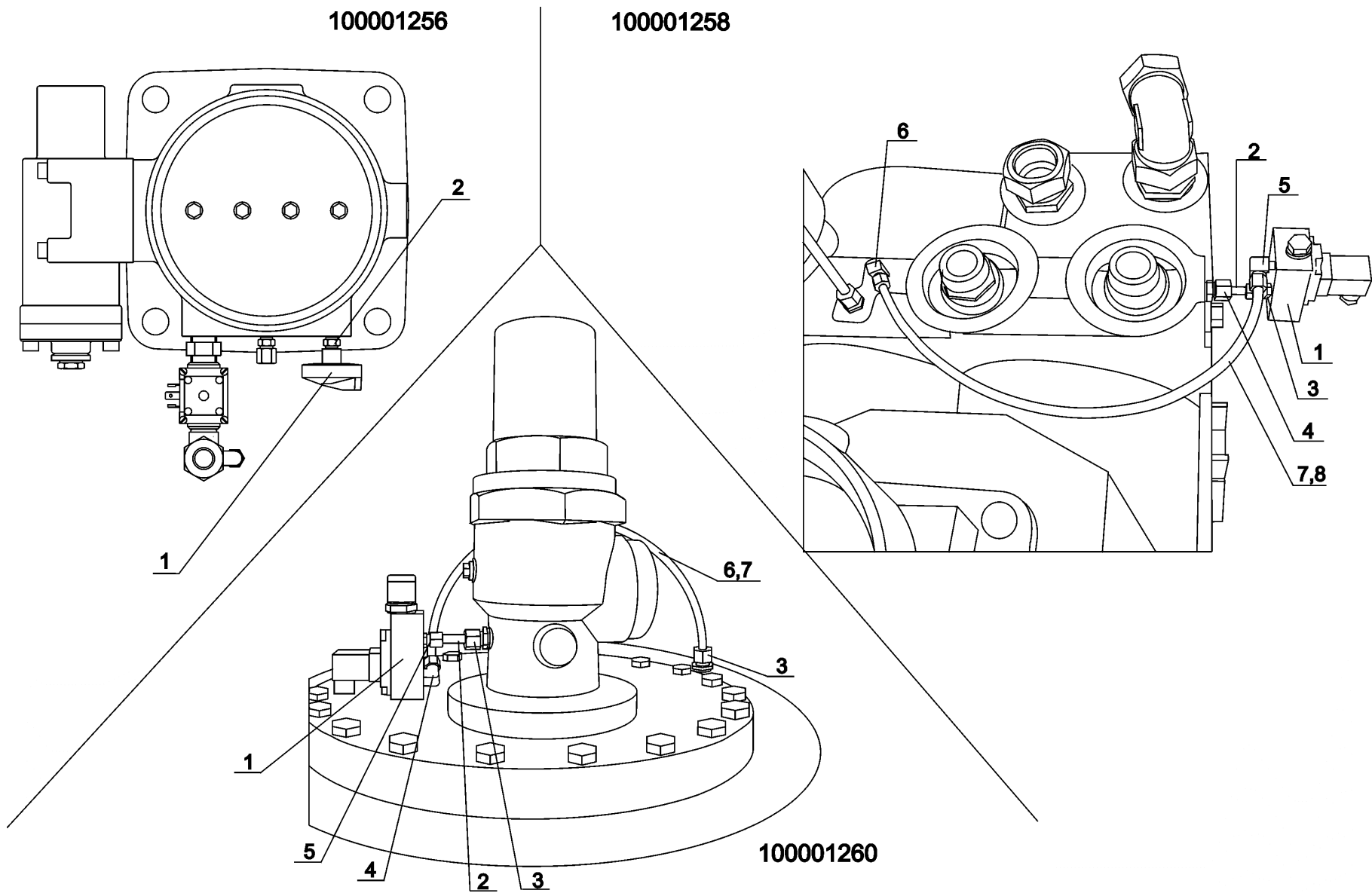
# A11527374



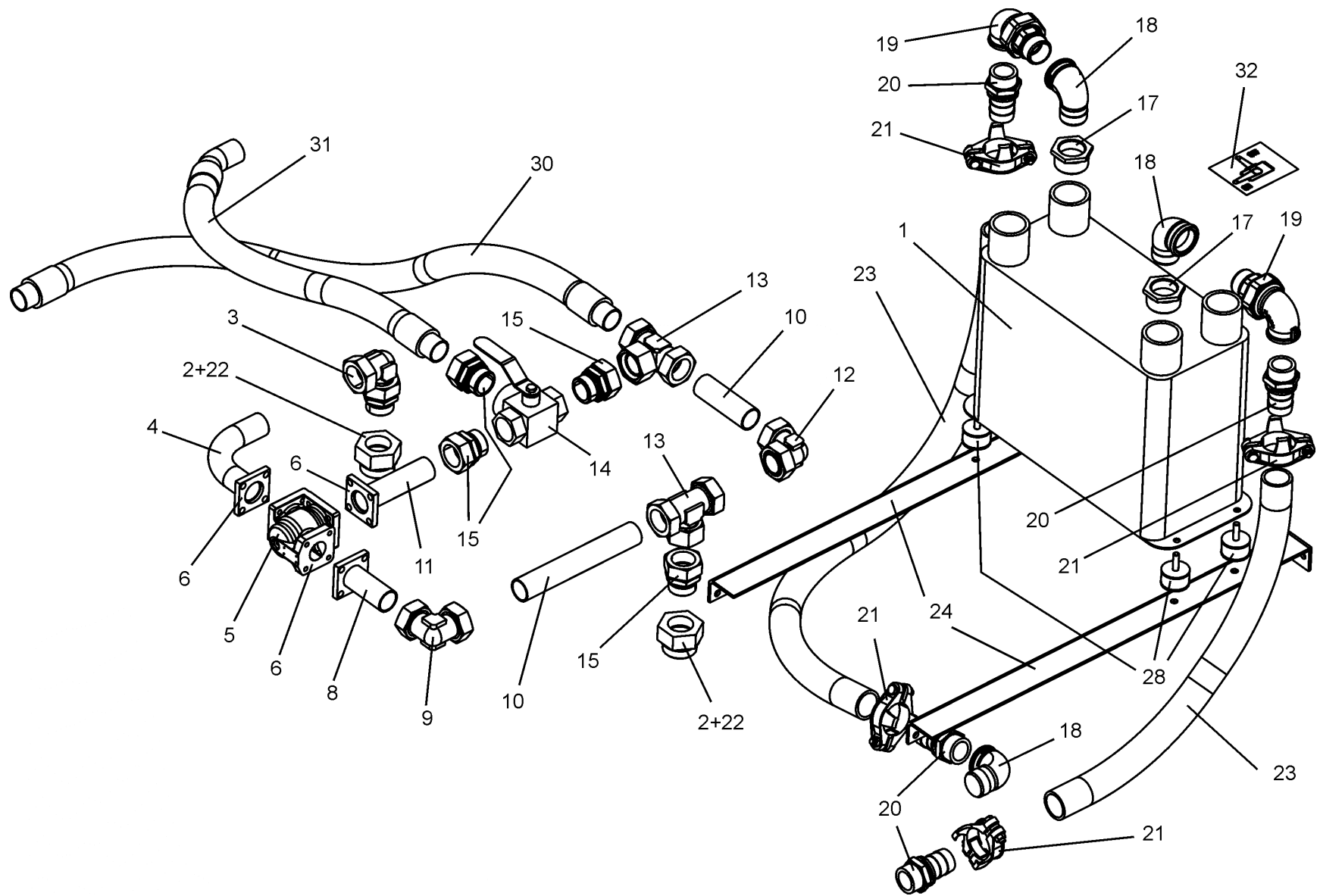
Pos	BENENNUNG	DESCRIPTION	DESIGNATION	DENOMINACION	DESCRIZIONE	Lager Nr. Stock Nr. N° de magasin N° de almacén N° de magazzino	Menge Qty. Quant. Cantidad
<b>123</b>	<b>V-ANZEIGE / LUFTFILTER</b>	<b>CONTAMINATION INDICATOR / AIR FILTER</b>	<b>INDICATEUR D'ENCRASSEMENT / FILTRE A AIR</b>	<b>INDICADOR DE CONTAMINACIÓN / FILTRO DE AIRE</b>	<b>INDICATORE DI CONTAMINAZIONE / FILTRO ARIA</b>	<b>100001256</b>	
123. 1	WARTUNGSSCHALTER	MAINTENANCE SWITCH	INTERRUPTEUR D'ENTRET.	INTERRUPTOR MANTENIM.	INTERRUTTORE DI MANUTENZIONE	A10848374	1
123. 5	D-NIPPEL	DOUBLE FITT.	NIPPLE	RACOR	NIPPO DOPPIO	A93253010	2
123. 9	ENDTUELLE IPE	TERMINAL BUSHING IPE	DOUILLE FINALE IPE	BOQUILLA TRASERA IPE	BOCCOLA IPE	A03867477	1
123. 11	STECKHUELSENENGEHAUEUSE	PLUG SOCKET CASING	DOUILLE ENFICH.	CAJA CASQUILLO ENCHUFE	SCATOLA PRESA	A10541474	2
<b>124</b>	<b>V-ANZEIGE / OELFILTER</b>	<b>CONTAMINATION INDICATOR OIL FILTER</b>	<b>INDICATEUR D'ENCRASSEMENT FILTRE A HUILE</b>	<b>INDICADOR DE CONTAMINACIÓN FILTRO DE ACEITE</b>	<b>INDICATORE DI CONTAMINAZIONE FILTRO OLIO</b>	<b>100001258</b>	
124. 1	WARTUNGSSCHALTER OEL	MAINTENANCE SWITCH OIL	INTERRUPTEUR D'ENTRET. HUILE	INTERRUPTOR MANTENIM. ACEITE	INTERRUTTORE DI MANUTENZIONE OLIO	A40005674	1
124. 2	ROHR	TUBE	TUBE	TUBO	TUBO	A00668374	1
124. 3	G-VERSCHRAUBUNG	THREAD.ELBOW JOINT	RACCORD W	RACOR RECTOW	RACCORDO FILETTATO A GOMITO	A93580640	1
124. 4	G-VERSCHRAUBUNG	THR. SCR. JOINT	RACCORD DROIT	RACOR G	RACCORDO VITE DIRITTO	A93581060	1
124. 5	W-VERSCHRAUBG.	THREAD.ELB.JOINT	RACCORD W	RACOR W	RACCORDO W	A93581340	1
124. 6	W-VERSCHRAUBG.	THREAD.ELB.JOINT	RACCORD W	RACOR W	RACCORDO W	A93581640	1
124. 7	TECALANROHR	TECALAN-TUBE	TUBE TECALAN	TUBO TECALAN	TUBO TECALAN	A91801030	0,5
124. 8	EINSTECKHUELSE	INSERT SOCKET	DOUILLE ENFICHABLE	REFUERZO TUBO	MANICOTTO D'INNESTO	A93614110	2
<b>125</b>	<b>V-ANZEIGE / F-ABSCHIEDER</b>	<b>CONTAMINATION INDICATOR FINE OIL SEPERATOR</b>	<b>INDICATEUR D'ENCRASSEMENT SEPARATEUR D' HUILE</b>	<b>INDICADOR DE CONTAMINACIÓN SEPARADOR FINO</b>	<b>INDICATORE DI CONTAMINAZIONE SEPARATORE FINO</b>	<b>100001260</b>	
125. 1	WARTUNGSSCHALTER	MAINTENANCE SWITCH	INTERRUPTEUR D'ENTRET.	INTERRUPTOR MANTENIM.	INTERRUTTORE MANUTENZIONE	A05510674	1
125. 2	ROHR	TUBE 8.0 X 1.0 X 40	TUBE	TUBO	TUBO	100012827	1
125. 3	G-VERSCHRAUBUNG	THR. SCR. JOINT	RACCORD DROIT	RACOR G	RACCORDO VITE DIRITTO	A93581060	2
125. 4	W-VERSCHRAUBG.	THREAD.ELB.JOINT	RACCORD W	RACOR W	RACCORDO W	A93581340	1
125. 5	G-VERSCHRAUBUNG	THREAD.ELBOW JOINT	RACCORD W	RACOR RECTOW	RACCORDO FILETTATO A GOMITO	A93580640	1
125. 6	TECALANROHR	TECALAN-TUBE	TUBE TECALAN	TUBO TECALAN	TUBO TECALAN	A91801030	0,36
125. 7	EINSTECKHUELSE	INSERT SOCKET	DOUILLE ENFICHABLE	REFUERZO TUBO	MANICOTTO D'INNESTO	A93614110	2

100001256

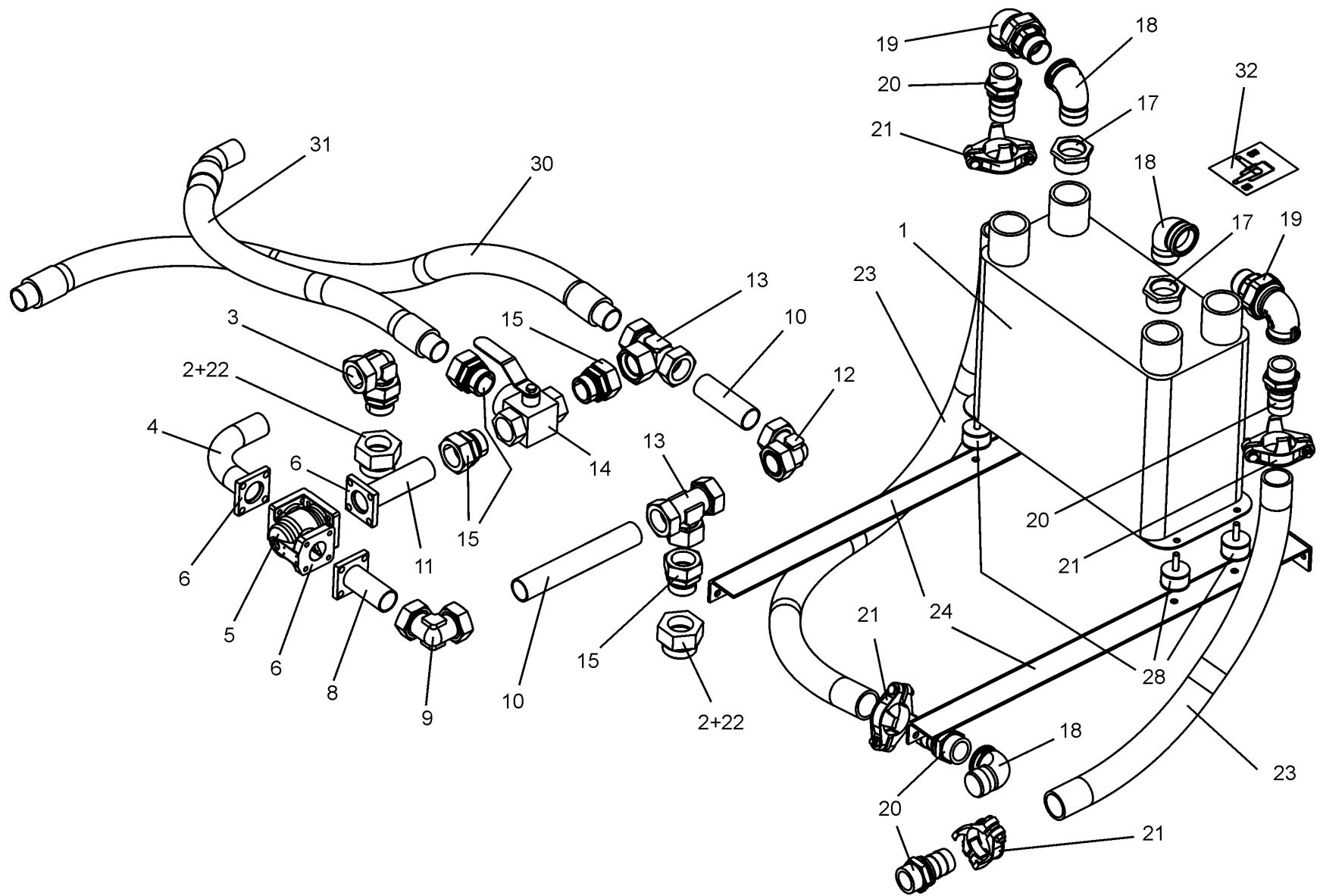
100001258



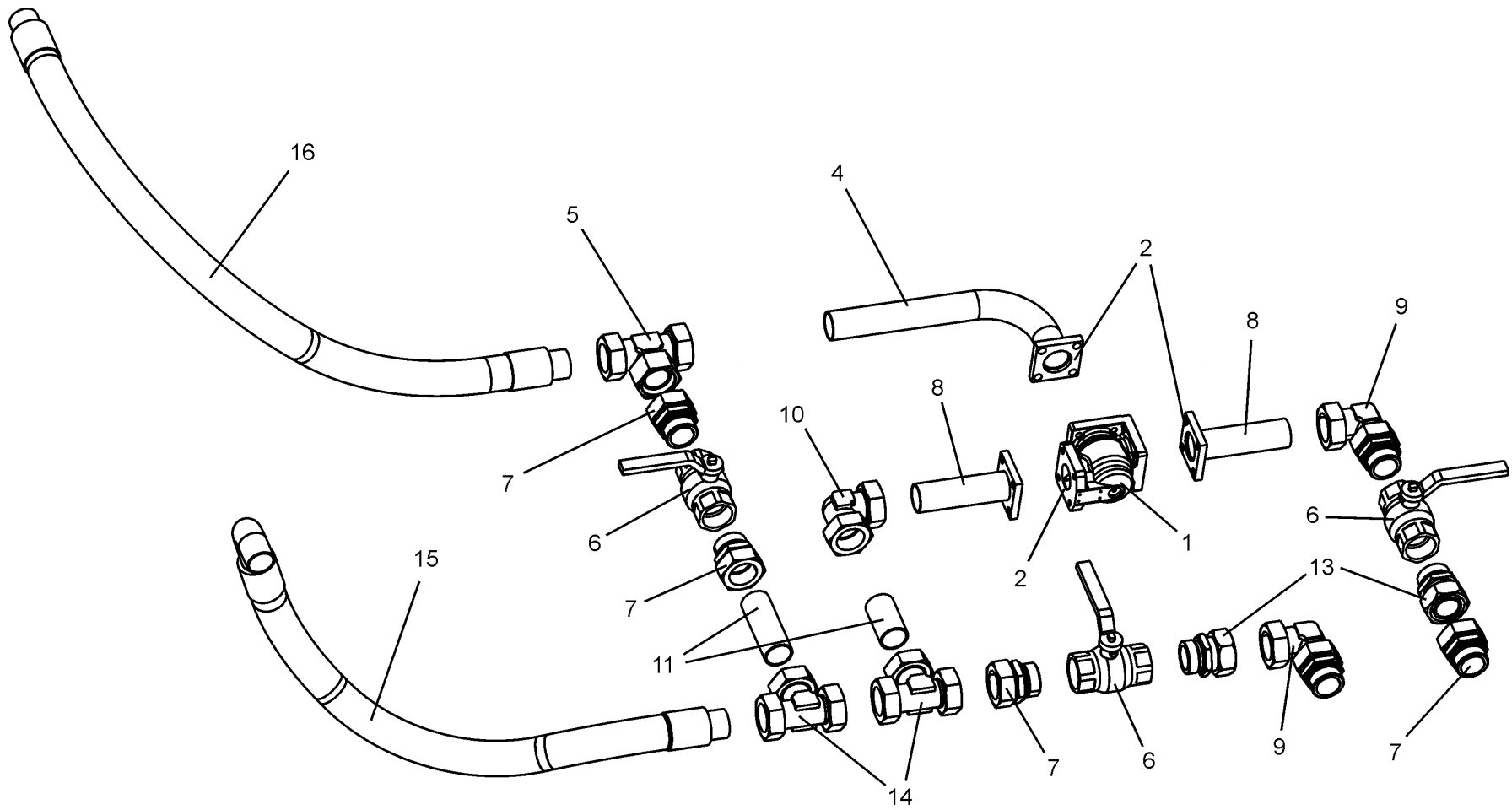
Pos	BENENNUNG	DESCRIPTION	DESIGNATION	DENOMINACION	DESCRIZIONE	Lager Nr. Stock Nr. N° de magasin N° de almacén N° de magazzino	Menge Qty. Quant. Cantidad
120	INTEGR.WAERMERUECKGEWINNUGB	INTEGR.WASTE HEAT RECOVERY ASS	RECUPER.EXT.CHALEUR KIT ACC.	RECUPERADOR DE CALOR KIT ACOPLAM.	RECUPERATORE INTEGRATO DI CALORE		
120. 1	PLATTENWAERMETAUSCHER	PLATE HEAT EXCHANGER	ECHANGEUR CAL. PLAQUE	INTERCAMBIADOR DE CALOR	SCAMBIATORE DI CALORE A PIASTRE	A50945574	1
120. 2	REDUZIERNIPPEL	SWADGED NIPPLE	NIPPLE DE REDUCTION	RACOR DE REDUCCION	NIPPLO DI RIDUZIONE	A06119577	2
120. 3	EVW-VERSCHRIBG.	EVW-SCREW CONN.	RACCORD REGL.ANG.	RACOR ROSC.EVW.	RACCORDO VITE EVW	A93595740	1
120. 4	ADAPTER,GEBOGEN	ADAPTOR, CURVED	ADAPTATEUR COUDE	ADAPTADOR CURVADO	ADATTATORE, A CURVA	A11481974	1
120. 5	OELTEMPERATURREGLER 55°C	OIL TEMPERATURE REGUL.	REGULAT.TEMP.D'HUILE	REGULADOR TEMP. ACEITE	REGOLATORE TEMPERATURA OLIO	A11244474	1
120. 5	OELTEMPERATURREGLER 70°C	OIL TEMPERATURE REGUL.	REGULAT.TEMP.D'HUILE	REGULADOR TEMP. ACEITE	REGOLATORE TEMPERATURA OLIO	A11447774	1
120.5. 1	REGLEREINSATZ 55 GRAD	REGULATOR SET	CARTOUCHE DE REGULATEUR	SUPLEMENTO REGULADO	KIT REGOLATORE	A11513574	1
120.5. 1	REGLEREINSATZ 70 GRAD	REGULATOR SET	CARTOUCHE DE REGULATEUR	SUPLEMENTO REGULADO	KIT REGOLATORE	A11511974	1
120. 6	DICHTUNG	SEAL	JOINT	JUNTA	GUARNIZIONE	A93182700	3
120. 8	ADAPTER	ADAPTOR	ADAPTATEUR	ADAPTADOR	ADATTATORE	A11482174	1
120. 9	W-VERSCHRAUBG.	THREAD.ELB.JOINT	RACCORD W	RACOR W	RACCORDO W	A93583740	1
120. 10	ROHR	TUBE	TUBE	TUBO	TUBO	A91102520	m
120. 11	OELLEITUNG	OIL PIPE	CONDUITE D'HUILE	CONDUCTO ACEITE	TUBO OLIO	A11115674	1
120. 12	EVW-STUTZEN	EVW-CONN.	MANCHON REGL.ANG.	RACOR EVW	MANICOTTO EVW	A93596740	1
120. 13	EVT-STUTZEN	EVT-CONN.	MANCHON REGL.EN	RACOR EVT	MANICOTTO EVT	A93599100	2
120. 14	DREI-WEGE KUGELHAHN	THREE-WAY BALL VALVE	VANNE 3 VOIES	LLAVE ESFERICA DE 3 VIA	RUBINETTO A SFERA A TRE VIE	A11481474	1
120. 15	G-VERSCHRAUBUNG	THR. SCR. JOINT	RACCORD DROIT	RACOR G	RACCORDO A VITE DIRITTO	A93581140	4
120. 17	R-NIPPEL	PIPE NIPPLE	NIPPLE	RACOR	NIPPLO TUBI	A93252270	2
120. 18	WINKEL	ANGLE	EQUERRE	CODO	ANGOLO	A93240230	3
120. 19	W-VERSCHRAUBG.	THREAD.ELB.JOINT	RACCORD W	RACOR W	RACCORDO W	A93255220	2
120. 20	A-GW-TUELLE G15-42 T	THR.CONN.SOCK.G15-42 T	DOUILLE A-GW G10-42 T	RACOR A-GW G15-42 T	BOCCHETTA A-GW G15-42 T	A93614960	4
120. 21	SCHLAUCHKLEMME	HOSE CLAMP	PINCE P. TUYAUX	PINZA P/TUBO FLEX.	PINZA FERMATUBI	A93648140	4
120. 22	DICHTRING	SEALING RING	BAGUE D'ETAN.	JUNTA	RONDELLA TENUTA	A93189280	2
120. 23	SCHLAUCH	HOSE	TUYAU	TUBO FLEXIBLE	TUBO FLESSIBILE	A93619730	m
120. 24	AUFLAGE	SUPPORT	SUPPORT	SOPORTE	SUPPORTO	100000820	2
120. 28	SCHWINGMETALLPUFFER	RUBBER METAL BUFFER	JOINTURE METALLO-CAOUT.	TOPE DE METAL-CAUCHO	ANTIVIBRANTE A ZOCCOLO S 80 M	A10402374	4







Pos	BENENNUNG	DESCRIPTION	DESIGNATION	DENOMINACION	DESCRIZIONE	Lager Nr. Stock Nr. N° de magasin N° de almacén N° de magazzino	Menge Qty. Quant. Cantidad
128	<b>WÄRMERÜCKGEWINNUNG EXTERN</b>	<b>EXTERNAL HEAT RECOVERY</b>	<b>RECUPERATION DE CHALEUR EXTERNE</b>	<b>RECUPERACIÓN DE CALOR EXTERNA</b>	<b>RECUPERO CALORE ESTERNO</b>		
128. 1	OELTEMPERATURREGLER 55°C	OIL TEMPERATURE REGUL.	REGULAT.TEMP.D'HUILE	REGULADOR TEMP. ACEITE	REGOLATORE TEMPERATURA OLIO	A11244474	1
128. 1	OELTEMPERATURREGLER 70°C	OIL TEMPERATURE REGUL.	REGULAT.TEMP.D'HUILE	REGULADOR TEMP. ACEITE	REGOLATORE TEMPERATURA OLIO	A11447774	1
128.5. 1	REGLEREINSATZ 55 GRAD	REGULATOR SET	CARTOUCHE DE REGULATEUR	SUPLEMENTO REGULADO	KIT REGOLATORE	A11513574	1
128.5. 1	REGLEREINSATZ 70 GRAD	REGULATOR SET	CARTOUCHE DE REGULATEUR	SUPLEMENTO REGULADO	KIT REGOLATORE	A11511974	1
128. 2	DICHTUNG	SEAL	JOINT	JUNTA	GUARNIZIONE	A93182700	3
128. 4	ADAPTER,GEBOGEN	ADAPTOR, CURVED	ADAPTATEUR COUDE	ADAPTADOR CURVADO	ADATTATORE, A CURVA	100001094	1
128. 5	EVT-STUTZEN	EVT-CONN.	MANCHON REGL.EN	RACOR EVT	MANICOTTO EVT	A93599100	1
128. 6	KUGELHAHN	BALL VALVE	ROB.A BOISS.SPHER.	VALVULA BOLA	RUBINETTO A SFERA	A10411774	3
128. 7	G-VERSCHRAUBUNG	THR. SCR. JOINT	RACCORD DROIT	RACOR G	RACCORDO A VITE DIRITTO	A93581140	6
128. 8	OELLEITUNG	OIL PIPE	CONDUITE D'HUILE	CONDUCTO ACEITE	TUBO OLIO	A11115674	2
128. 9	EVW-VERSCHRBG.	EVW-CONN.	MANCHON REGL.ANG.	RACOR EVW	MANICOTTO EVW	A93595740	2
128. 10	W-VERSCHRAUBG.	THREAD.ELB.JOINT	RACCORD W	RACOR W	RACCORDO W	A93583740	1
128. 11	ROHR	TUBE	TUBE	TUBO	TUBO	A91102520	m
128. 13	EVGE-STUTZEN	EVGE-CONN.	MANCH.EVGE	RACOR EVGE	MANICOTTO EVGE	A93598140	2
128. 14	EVL-STUTZEN	EVL-CONN.	MANCHON REGL.EN	RACOR EVL	RACCORDO EVL	A93597440	3
128. 15	SCHLAUCHLEITUNG <b>Aircooled</b>	HOSE LINE	CONDUITE	TUBERIA FLEXIBLE	TUBO FLESSIBILE	100001466	1
128. 15	SCHLAUCHLEITUNG <b>Aircooled PTFE</b>	HOSE LINE	CONDUITE	TUBERIA FLEXIBLE	TUBO FLESSIBILE	100016675	1
128. 15	SCHLAUCHLEITUNG <b>Watercooled</b>	HOSE LINE	CONDUITE	TUBERIA FLEXIBLE	TUBO FLESSIBILE	100001123	1
128. 15	SCHLAUCHLEITUNG <b>Watercooled PTFE</b>	HOSE LINE	CONDUITE	TUBERIA FLEXIBLE	TUBO FLESSIBILE	100016673	1
128. 16	SCHLAUCHLEITUNG	HOSE LINE	CONDUITE	TUBERIA FLEXIBLE	TUBO FLESSIBILE	100001467	1
128. 16	SCHLAUCHLEITUNG <b>PTFE</b>	HOSE LINE	CONDUITE	TUBERIA FLEXIBLE	TUBO FLESSIBILE	100016676	1







**Gardner Denver Deutschland GmbH  
Argenthaler Str. 11  
55469 Simmern  
Deutschland**

**Tel. ++49 (0)6761 832-0  
Fax ++49 (0)6761 832-409**

**[www.compair.com](http://www.compair.com)  
e-mail: [sales@compair.com](mailto:sales@compair.com)**